



Chairman  
John Vincent

# TOWN OF LEDYARD CONNECTICUT

741 Colonel Ledyard Highway  
Ledyard, Connecticut 06339

## Economic Development Commission

### ~ AGENDA ~

---

Tuesday, October 4, 2022

6:00 PM

Town Hall Annex - Hybrid Format

---

#### IN-PERSON AND REMOTE MEETING INFORMATION

Town Hall Annex - Conference Room

#### Join Zoom Meeting

<https://us06web.zoom.us/j/89835641190?pwd=OUtFblVmbGE4dnE5QzZQbENGdGFhZGFEQT09>

Meeting ID: 898 3564 1190

Passcode: 225800

#### I. CALL TO ORDER

#### II. ROLL CALL

#### III. APPROVAL OF MINUTES

##### A. Draft Minutes Sept. 6 2022

**Attachments:** [EDC-Meeting-Minutes-9\\_6\\_22 DRAFT](#)

#### IV. CITIZENS COMMENTS

#### V. MAYOR'S REPORT

#### VI. PLANNER REPORT

#### VII. OLD BUSINESS

##### A. Development of Strategic Plan (ALL)

**Attachments:** [2022-BP-app-questions](#)

##### B. seCTer Data Report (Juliet)

**Attachments:** [Economic Overview - Ledyard CT 6 9 22](#)

[Ledyard Profile](#)

[2020 Census Redistricting Data Page 1](#)

[2020 Census Redistricting Data Page 2](#)

[Ledyard Tapestry Profile](#)

[Ledyard Tapestry Segmentation Area Profile](#)

- C. Route 12 Corridor Study
- D. Business Directory - Update
- 1. Stonington Business Directory

**Attachments:** [Stonington Business Directory](#)

#### **VIII. NEW BUSINESS**

- A. Ribbon Cutting - Puerto Lima 10/11/22 3PM
- B. Ribbon Cutting - Coastal Mudworks 10/13/22 12PM
- C. Arc Recycling Project - Donation Station Placement

#### **IX. MARKETING ACTIVITIES AND REPORT**

- A. Video Update
- B. Yale/Harvard Regatta Festival 2023 - EDC Advanced Planning

#### **X. ADJOURNMENT**

DISCLAIMER: Although we try to be timely and accurate these are not official records of the Town.



# TOWN OF LEDYARD

741 Colonel Ledyard  
Highway  
Ledyard, CT 06339-1511

---

**File #:** 22-508

**Agenda Date:** 10/4/2022

**Agenda #:** A.

---



# TOWN OF LEDYARD CONNECTICUT

ECONOMIC DEVELOPMENT COMMISSION

741 Colonel Ledyard Highway  
Ledyard, Connecticut 06339  
(860) 464-8740  
(860) 464-1126 (Fax)

## REGULAR MEETING Tuesday, Sept. 6, 2022 6:00 PM Regular Hybrid Meeting Town Hall Annex

### I. CALL TO ORDER

Chairman Vincent called the meeting to order at 6:00 p.m. in the Conference Room of the Town Hall Annex Building. Chairman Vincent welcomed all to the Hybrid Meeting.

### II. ROLL CALL

Present were Gary Paul (Town Council EDC Liaison), and Juliet Hodge, Director of Planning & Development.

Commission Members Present:

Present    Commissioner Jessica Buhle  
              Commissioner Carol Ann Schneider  
              Commissioner Michael Dreimiller  
              Commissioner Richard D. Tashea  
              Chair John Vincent

### III. APPROVAL OF MINUTES

#### A. August 2, 2022 Regular Meeting Minutes

MOTION to approve the Regular EDC Meeting Minutes of August 2, 2022. Motion Passed by the following vote.

**RESULT:**        APPROVED AND SO DECLARED  
**MOVER:**        Richard D. Tashea  
**SECONDER:**    Carol Schneider



**AYE:** 5 Buhle, Schneider, Dreimiller, Tashea, and Vincent  
**ABSENT:** 2 Hary, Whittle

#### **IV. CITIZENS COMMENTS**

None.

#### **V. MAYOR'S REPORT**

Not present.

#### **VI. PLANNER'S REPORT**

Plans for property near McDonalds have been submitted. Vincent expressed concern about the proximity of the Whalehead Rd./Rt. 12 intersection near that property as well as where Rt. 12 heading north narrows from two lanes to one and wondered where their driveway would be located. Hodge said they hadn't gotten encroachment permit from the state.

Approved 3 short term rentals and dealing with a couple others.

Will be meeting with Mike Cherry and Attorney Heller tomorrow about Cashman property.

Zoning regulations changes should be voted on this Thursday. Buhle asked if the survey that Mike Cherry had posted online was in regard to these changes. Hodge said that it was not, that it was for the housing plan and asked everyone to take the survey if they haven't already. Housing plan needs to be completed by October.

#### **VII. OLD BUSINESS**

##### **A. Development of Strategic Plan**

Hodge pointed out that there are a lot of things on the CEDAS Best Practices check list that Ledyard hasn't done. Also, the Plan of Conservation and Development frequently refers to the goals in the 1998 Mullins Plan plan which is very old and likely is no longer relevant. We need to develop a vision for the town to guide the strategic plan. Perhaps we should address that at the Joint Commissions meeting scheduled for Oct. 18<sup>th</sup> so that everyone has input for the vision and is working toward the same goal. Dreimiller will collate all of the goals suggestions.

##### **B. Rt. 12 Corridor Study**

On hold until October.

##### **C. SeCTer Data Report (Juliet)**

Provided by Hodge. Breaks town's population into pre-defined categories and each category has a profile (number of people in the household, income, spending habits, etc). Provides some insight into the types of businesses/services might do well in town. Useful information for helping to develop a strategic plan. They didn't go a Gap Analysis but we can ask them to.

**D. Business Directory Update (Pete)**

Hodge shared a list of new businesses by year from 2017-2021. Each commissioner selected one year to review to determine if those businesses are still in business.

2017 Dreimiller

2018 Buhle

2019 Schneider

2020 Tashea

2021-2022 Vincent

**E. New Business Brochure (Juliet and Mike)**

Hodge provided some contact information updates. Dreimiller will correct existing brochure. A redesign of the brochure will be discussed at our next meeting.

**F. AdvancedCT Membership Funding (Mayor)**

Dreimiller located a document on the Town's website titled "Fiscal Year 2023 Adopted Budgets" which shows that the 2022-23 EDC budget is \$6,850. So the budget that had been intended for the AdvanceCT membership, which was not renewed, appears to still be in the EDC budget.

**G. Ledyard Events Magazine Submission (Mayor/Jessica)**

The Sunnyside Diner ribbon cutting article and the Up-Down Sawmill article both made it into Fall issue of Events magazine. Submissions deadline for Winter issue is Oct. 17<sup>th</sup>. We should have some ribbon cuttings that we can feature.

**H. Ribbon Cuttings - Scheduling (John)**

Nothing scheduled yet but Puerto Lima, My Pets World, Lucille's Café, Coastal Mudworks (pottery studio), Lucky's Nail Salon and Spa (new owner), and Mohegan Trading Store are interested.

**I. Selection of EDC Members to attend Agricultural Commission's proposed Joint Meeting on 10/18/22 at 6PM (John)**

Chairman Vincent and Vice Chairman Tashea will be our two representatives and Commissioner Buhle is the alternate if needed.

**VIII. NEW BUSINESS**

**A. The ARC Recycling Project.**

ARC supports people with disabilities. Their Donation Station program places bottle recycling bins and the bottle return fees are collected for ARC. Most local towns are already participating. They have two sizes of bins, a large size that would be suitable for a location like the Transfer

Station, as well as a smaller size. Schneider suggested that they could place two of their Donation Station bottle recycling bins in Ledyard (perhaps at the Transfer Station) and Gales Ferry (perhaps Ocean State Job Lot or CVS).

A motion was made by Commissioner Schneider, seconded by Commissioner Dreimiller, to contact ARC and find out what we need to do to get bins in town. The motion carried by the following vote:

**RESULT:** APPROVED AND SO DECLARED  
**MOVER:** Carol Schneider  
**SECONDER:** Michael Dreimiller  
**AYE:** 5 Buhle, Schneider, Dreimiller, Tashea, and Vincent  
**ABSENT:** 2 Hary, Whittle

#### **IX. AVAILABLE PROPERTIES LISTING**

- a. No update

#### **X. MARKETING AND ACTIVITIES REPORT**

- A. Video update. Email from Hary states that everything has been given to the video producers and is still moving forward.

#### **XI. ANY OTHER BUSINESS**

Buhle stated that she would like to have fireworks at next year's Regatta Festival. She would like to get sponsors for the festival that would hopefully cover the cost of the fireworks.

#### **XII. ADJOURNMENT**

A motion was made by Commissioner Buhle, seconded by Commissioner Tashea, to adjourn at 7:02pm. The motion carried by the following vote:

**RESULT:** APPROVED AND SO DECLARED  
**MOVER:** Jessica Buhle  
**SECONDER:** Carol Schneider  
**AYE:** 5 Buhle, Schneider, Dreimiller, Tashea, and Vincent  
**ABSENT:** 2 Hary, Whittle

For the Commission,

Michael Dreimiller, Secretary  
Dated: September 6, 2022



# TOWN OF LEDYARD

741 Colonel Ledyard  
Highway  
Ledyard, CT 06339-1511

---

**File #:** 22-216

**Agenda Date:** 10/4/2022

**Agenda #:** A.

---

AGENDA REQUEST  
GENERAL DISCUSSION ITEM

**Subject:**  
Development of Strategic Plan



Connecticut Economic Development Association (CEDAS)

**BEST PRACTICES IN ECONOMIC DEVELOPMENT & LAND USE PLANNING**

**A Program for Municipal Accreditation**

## **2022 CERTIFICATION**

### **QUESTIONS & REQUIRED DOCUMENTS**

The Best Practices Certification application must be completed by a team that includes those responsible for both land use and economic development in your community. The application contains four components:

- I. Communications & Marketing
- II. Coordination & Collaboration
- III. Organizational Capacity & Strategy
- IV. Policies & Programs

Each question will require evidence that supports the criteria (for example, a narrative of no more than one paragraph, a hyperlink or URL to a webpage or document, or a PDF).

The following pages document the questions on the online application.

**For more information, and the link to the online application, go to:**

**<https://www.cedas.org/Resources/CT-Best-Practices-In-Land-Use-and-Economic-Development/>**

## COMMUNICATIONS & MARKETING

**1. Offers pre-application meetings to those applying for building, zoning, or other related permits to discuss timeframes, board or departmental requirements, restrictions, or address concerns and follows up with the applicant if necessary.**

*Provide narrative description no more than one paragraph.*

**2. Has a website or web page for Planning and Economic Development that is updated regularly at least quarterly.**

*Confirm date of last update and provide URL.*

**3. Uses social media and or newsletter to communicate with business community & stakeholders.**

*Provide evidence of at least one town social media account and one example of a post or newsletter in the previous 6 months.*

**4. Land Use Regulations are available online.**

*Provide URL.*

**5. Communicates within 72 hours to pending applicants and responds to questions within 72 hours regarding application status.**

*Narrative description of process used, policy if applicable, and average length of permit process. No more than one paragraph.*

**6. Offers GIS land use and parcel information online to applicants and the public.**

*Provide URL.*

**7. Shares applications and renderings online for stakeholders to review during the approval process.**

*Provide URL.*

**8. Offers online permitting that allows for electronic signatures and payments.**

*Provide URL.*

**9. Community has a written brand identity and marketing strategy.**

*Provide narrative description no more than one paragraph.*

**10. Community maintains a “sell sheet” to quickly respond to proposal requests that includes: demographic information, workforce data, largest existing employers, cost of doing business, tax rates, and utility providers.**

*Upload a PDF of the sell sheet.*

**11. Community has a plan for communicating effectively across language barriers.**

*Provide link to plan and/or examples. No more than one paragraph.*

*Upload additional files supporting criteria above. Please label your files with the criteria number for reference.*

## COORDINATION & COLLABORATION

**12. Coordinates meetings between relevant municipal departments to encourage collaboration on applications and avoid conflicting schedules.**

*Provide narrative description no more than one paragraph explaining the process or statement of policies.*

**13. Actively partners with regional economic development organizations and other communities.**

*Please list economic development organizations you have partnered with in the last year and the projects or activities in no more than one paragraph.*

**14. Works collaboratively with a diverse group of partners, reflecting the diversity of your community (race, ethnicity, gender, unique perspectives, etc.) that informs inclusive growth and equitable economic development.**

*Description of organizations town is partnered with or members of and an example of collaboration in no more than one paragraph.*

**15. Publishes a check list or flow chart demonstrating required permit submittals and it is sent to applicants with steps that must be completed in order to proceed.**

*Please provide a description or URL of checklist or flow chart and evidence of dissemination (e.g. website or sample communications).*

**16. Encourages applicants to conduct community and neighborhood meetings in advance of public hearings and provides relevant contacts or support.**

*Description of process and at least one example in no more than one paragraph.*

**17. Offers coordinated inspections if applicable; e.g. public safety and building inspector.**

*Evidence that this is an option available to applicants (emails, general correspondence, or notices of inspection).*

**18. Hosts interdepartmental staff meetings to address issues related to applications for building, zoning, or other related permits.**

*Narrative description, evidence of meeting attendance. No more than one paragraph.*

*Upload additional files supporting criteria above. Please label your files with the criteria number for reference.*

## ORGANIZATIONAL CAPACITY & STRATEGY

**19. Has a point person dedicated to economic development who serves as coordinator/ombudsman for on-going communications and has relevant training or experience.**

*Evidence of point person designated or appointed and description of role. No more than one paragraph.*

**20. Has a mission statement for economic development that reflects the community's vision and values.**

*Provide a URL, screenshot or other information as to where the mission statement is published or has been distributed to the public.*

**21. Supports ongoing training/professional development for economic development and land use staff and commissioners (e.g. orientation and continuing education for new commission members).**

*Provide a short narrative describing recent training and professional development. No more than one paragraph.*

**22. Has completed a standardized economic development self-assessment and has a plan for continuous improvement.**

*Provide a PDF copy of the self-assessment summary or finalized results. If possible provide a URL where results may be accessed online. Otherwise please provide a one-page summary.*

**23. Asks applicants to provide feedback on the application process and uses feedback to make process improvements (customer satisfaction survey).**

*Provide URL link to survey tool, short narrative description of process and how results are being used.*

**24. Reviews zoning and land use regulations at minimum every five years for consistency, best practices in planning and economic development, alignment with the plan of conservation and development, economic inclusion, and vision for economic development.**

*Provide evidence that regulations are reviewed or updated and narrative describing what updates were made and how this incorporates feedback from businesses. No more than one paragraph.*

**25. Has an economic development strategic plan current within the past three years.**

*Provide the URL for the plan or 1-2 page PDF summary and narrative description of its use in shaping economic development policies.*

**26. Maintains an inventory of available properties.**

*Provide a URL if possible or or screenshot of the current list of properties.*

*Upload additional files supporting criteria above. Please label your files with the criteria number for reference.*



## POLICIES & PROGRAMS

**27. If the community has municipal incentive policies, they are posted on the community's website.**

*Provide URL.*

**28. Publishes design and signage guidelines or design review criteria.**

*Provide URL.*

**29. Has a formal Business Retention and Expansion plan/program. Formal programs are systematic approaches to business visits. These must include some strategy beyond occasional visits.**

*Describe the program goals, activity over the last year, and how it is conducted. Provide a PDF or URL if available.*

**30. Zoning codes provide reliability, predictability and transparency through tools such as form based zoning.**

*Provide evidence for use of form-based codes through URL link to codes or PDF.*

**31. Demonstrates movement towards administrative review.**

*Provide evidence through URL link to codes or PDF.*

**32. Engages women and minority-owned businesses to determine specific needs and direct them to specialized resources.**

*Provide URL or narrative description of evidence, no more than one paragraph.*

**33. Other innovative and creative ideas not previously accounted for in other criteria.**

*Upload additional files supporting criteria above. Please label your files with the criteria number for reference.*



# TOWN OF LEDYARD

741 Colonel Ledyard  
Highway  
Ledyard, CT 06339-1511

---

**File #:** 22-375

**Agenda Date:** 10/4/2022

**Agenda #:** B.

---



# Economic Overview



## Ledyard, Connecticut (includes Gales Ferry)

Presented by the

## **Southeastern Connecticut Enterprise Region** **~seCTer~**

**Paul Whitescarver**

**Executive Director**

**(860) 437-4659 X 201**  
**[pwhitescarver@sector.org](mailto:pwhitescarver@sector.org)**

Demographic Profile.....	3
Employment Trends .....	5
Wage Trends.....	6
Cost of Living Index.....	7
Industry Snapshot.....	8
Occupation Snapshot .....	10
Industry Clusters.....	12
Education Levels.....	13
Ledyard CT Regional Map.....	14
Region Definition.....	15
FAQ.....	16

# Demographic Profile

The population in Ledyard was 14,652 per American Community Survey data for 2015-2019.

The region has a civilian labor force of 7,433 with a participation rate of 68.3%. Of individuals 25 to 64 in Ledyard, 41.5% have a bachelor's degree or higher which compares with 33.5% in the nation.

The median household income in Ledyard is \$95,245 and the median house value is \$236,631.

## Summary<sup>1</sup>

	Percent			Value		
	Ledyard CT	Connecticut	USA	Ledyard CT	Connecticut	USA
<b>Demographics</b>						
Population (ACS)	—	—	—	14,652	3,575,074	324,697,795
Male	50.6%	48.8%	49.2%	7,417	1,744,245	159,886,919
Female	49.4%	51.2%	50.8%	7,235	1,830,829	164,810,876
Median Age <sup>2</sup>	—	—	—	38.1	41.0	38.1
Under 18 Years	22.8%	20.8%	22.6%	3,339	743,833	73,429,392
18 to 24 Years	6.0%	9.7%	9.4%	880	348,146	30,646,327
25 to 34 Years	15.8%	12.4%	13.9%	2,310	441,742	45,030,415
35 to 44 Years	12.3%	11.9%	12.6%	1,808	424,739	40,978,831
45 to 54 Years	13.2%	14.2%	13.0%	1,932	508,428	42,072,620
55 to 64 Years	15.2%	14.2%	12.9%	2,233	507,133	41,756,414
65 to 74 Years	9.0%	9.4%	9.1%	1,323	336,422	29,542,266
75 Years, and Over	5.6%	7.4%	6.5%	827	264,631	21,241,530
Race: White	85.7%	75.9%	72.5%	12,551	2,714,031	235,377,662
Race: Black or African American	2.8%	10.7%	12.7%	416	383,416	41,234,642
Race: American Indian and Alaska Native	2.6%	0.3%	0.8%	387	9,955	2,750,143
Race: Asian	4.6%	4.5%	5.5%	679	161,257	17,924,209
Race: Native Hawaiian and Other Pacific Islander	0.0%	0.0%	0.2%	0	1,123	599,868
Race: Some Other Race	0.2%	5.2%	4.9%	27	186,292	16,047,369
Race: Two or More Races	4.0%	3.3%	3.3%	592	119,000	10,763,902
Hispanic or Latino (of any race)	5.4%	16.1%	18.0%	793	574,240	58,479,370
<b>Economic</b>						
Labor Force Participation Rate and Size (civilian population 16 years and over)	68.3%	66.3%	63.2%	7,433	1,932,092	163,555,585
Prime-Age Labor Force Participation Rate and Size (civilian population 25-54)	85.1%	85.2%	82.1%	4,643	1,167,475	104,634,905
Armed Forces Labor Force	5.9%	0.3%	0.4%	678	8,733	1,073,907
Veterans, Age 18-64	11.8%	3.1%	4.6%	998	68,791	9,143,042
Veterans Labor Force Participation Rate and Size, Age 18-64	78.0%	81.0%	76.6%	778	55,698	7,003,778
Median Household Income <sup>2</sup>	—	—	—	\$95,245	\$78,444	\$62,843
Per Capita Income	—	—	—	\$44,788	\$44,496	\$34,103
Mean Commute Time (minutes)	—	—	—	22.9	26.6	26.9
Commute via Public Transportation	1.2%	4.7%	5.0%	96	83,525	7,641,160
<b>Educational Attainment, Age 25-64</b>						
No High School Diploma	1.2%	7.8%	10.9%	98	147,729	18,550,150
High School Graduate	19.9%	25.5%	25.7%	1,646	478,990	43,627,868
Some College, No Degree	26.6%	17.2%	20.7%	2,206	324,547	35,174,790
Associate's Degree	10.8%	8.1%	9.1%	897	153,023	15,526,064
Bachelor's Degree	22.8%	23.8%	21.2%	1,886	448,020	35,997,848
Postgraduate Degree	18.7%	17.5%	12.3%	1,550	329,733	20,961,560
<b>Housing</b>						
Total Housing Units	—	—	—	6,302	1,516,629	137,428,986

## Summary<sup>1</sup>

	Percent			Value		
	Ledyard CT	Connecticut	USA	Ledyard CT	Connecticut	USA
Median House Value (of owner-occupied units) <sup>2</sup>	—	—	—	\$236,631	\$275,400	\$217,500
Homeowner Vacancy	3.1%	1.8%	1.6%	150	16,415	1,257,737
Rental Vacancy	0.1%	6.3%	6.0%	1	31,528	2,793,023
Renter-Occupied Housing Units (% of Occupied Units)	16.9%	33.9%	36.0%	960	465,065	43,481,667
Occupied Housing Units with No Vehicle Available (% of Occupied Units)	1.0%	8.8%	8.6%	54	120,277	10,395,713
<b>Social</b>						
Poverty Level (of all people)	4.0%	9.9%	13.4%	585	344,146	42,510,843
Households Receiving Food Stamps/SNAP	4.4%	11.9%	11.7%	248	162,967	14,171,567
Enrolled in Grade 12 (% of total population)	0.4%	1.5%	1.4%	61	52,859	4,422,344
Disconnected Youth <sup>3</sup>	7.4%	1.5%	2.5%	28	3,012	423,273
Children in Single Parent Families (% of all children)	23.7%	32.8%	34.1%	773	234,537	23,790,005
Uninsured	2.8%	5.3%	8.8%	397	187,937	28,248,613
With a Disability, Age 18-64	11.9%	8.6%	10.3%	1,013	188,595	20,187,604
With a Disability, Age 18-64, Labor Force Participation Rate and Size	69.7%	46.9%	42.2%	706	88,482	8,509,463
Foreign Born	4.5%	14.6%	13.6%	665	520,951	44,011,870
Speak English Less Than Very Well (population 5 yrs and over)	1.9%	8.2%	8.4%	251	279,077	25,615,365

Source: [JobsEQ®](#)

1. American Community Survey 2015-2019, unless noted otherwise

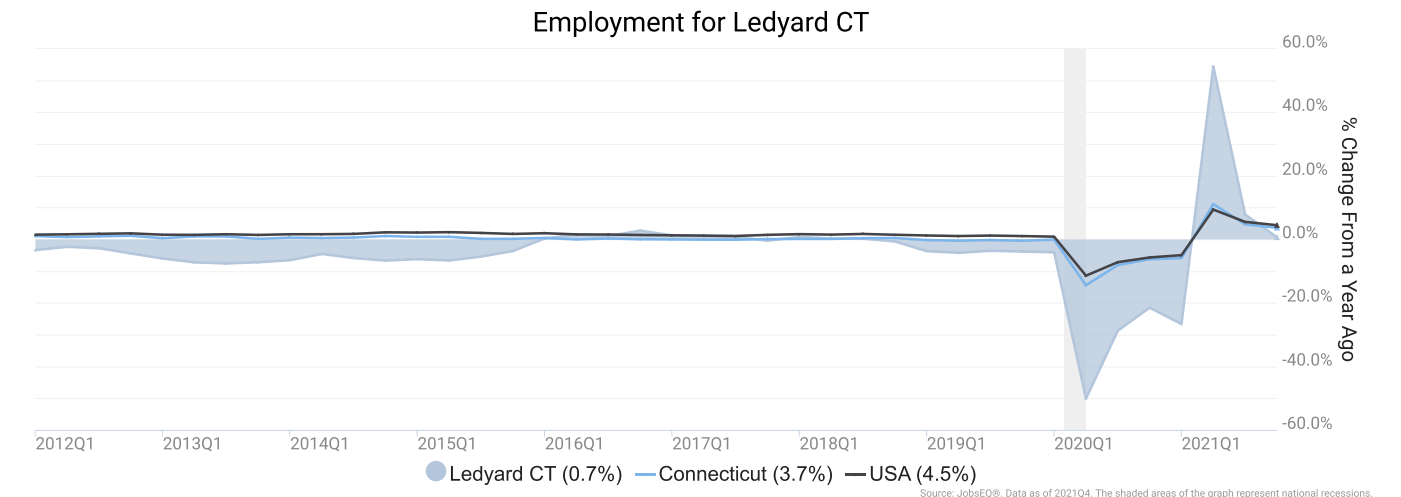
2. Median values for certain aggregate regions (such as MSAs) may be estimated as the weighted averages of the median values from the composing counties.

3. Disconnected Youth are 16-19 year olds who are (1) not in school, (2) not high school graduates, and (3) either unemployed or not in the labor force.

4. Census Population Estimate for 2020, annual average growth rate since 2010.

# Employment Trends

As of 2021Q4, total employment for Ledyard was 7,798 (based on a four-quarter moving average). Over the year ending 2021Q4, employment increased 0.7% in the region.

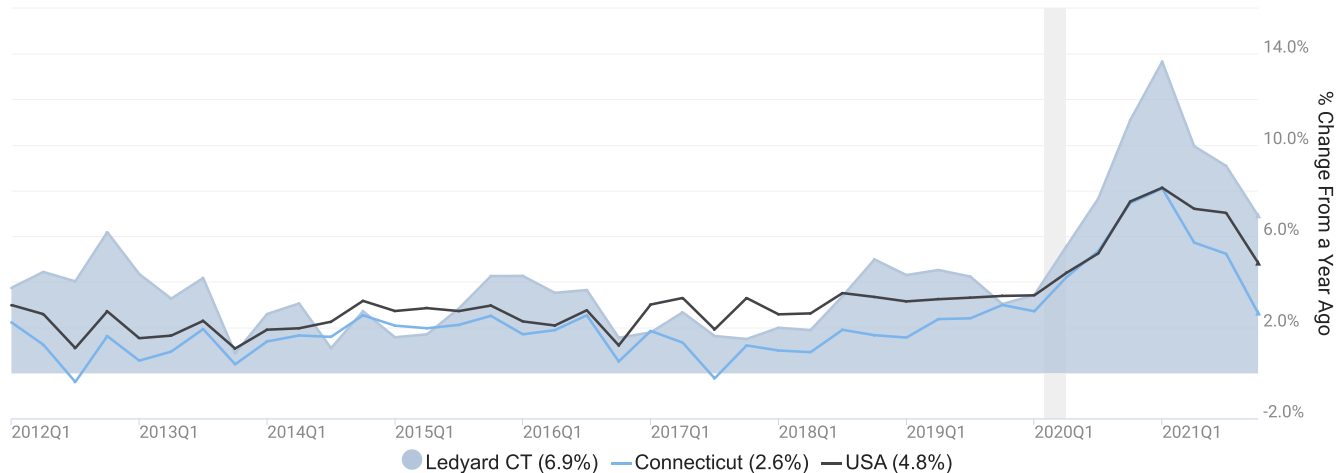


Employment data are derived from the Quarterly Census of Employment and Wages, provided by the Bureau of Labor Statistics and imputed where necessary. Data are updated through 2021Q3 with preliminary estimates updated to 2021Q4.

# Wage Trends

The average worker in Ledyard earned annual wages of \$51,963 as of 2021Q4. Average annual wages per worker increased 6.9% in the region over the preceding four quarters. For comparison purposes, annual average wages were \$65,055 in the nation as of 2021Q4.

Average Annual Wages for Ledyard CT



Annual average wages per worker data are derived from the Quarterly Census of Employment and Wages, provided by the Bureau of Labor Statistics and imputed where necessary. Data are updated through 2021Q3 with preliminary estimates updated to 2021Q4.



# Cost of Living Index

The Cost-of-Living Index estimates the relative price levels for consumer goods and services. When applied to wages and salaries, the result is a measure of relative purchasing power. The cost of living is 8.6% higher in Ledyard CT than the U.S. average.

## Cost of Living Information

	Annual Average Salary	Cost of Living Index (Base US)	US Purchasing Power
Ledyard CT	\$51,963	108.6	\$47,837
Connecticut	\$75,464	118.4	\$63,710
USA	\$65,055	100.0	\$65,055

Source: [JobsEQ®](#)

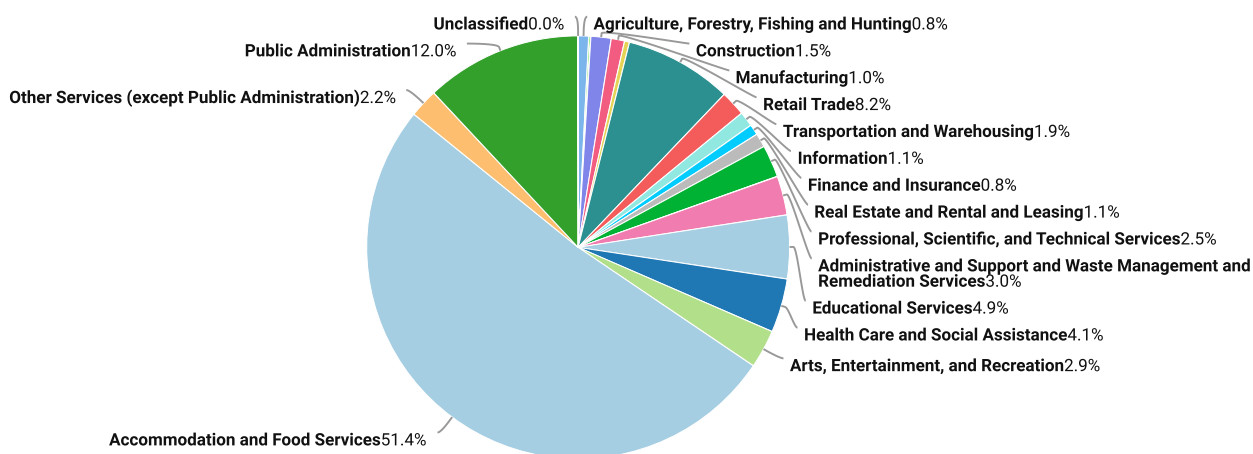
Data as of 2021Q4

Cost of Living per [COLI](#), data as of 2021Q4, imputed by Chmura where necessary.

# Industry Snapshot

The largest sector in Ledyard is Accommodation and Food Services, employing 4,007 workers. The next-largest sectors in the region are Public Administration (932 workers) and Retail Trade (641). High location quotients (LQs) indicate sectors in which a region has high concentrations of employment compared to the national average. The sectors with the largest LQs in the region are Accommodation and Food Services (LQ = 6.41), Public Administration (2.50), and Arts, Entertainment, and Recreation (1.69).

Total Workers for Ledyard CT by Industry



Source: JobsEQ®, Data as of 2021Q4

Employment data are derived from the Quarterly Census of Employment and Wages, provided by the Bureau of Labor Statistics and imputed where necessary. Data are updated through 2021Q3 with preliminary estimates updated to 2021Q4.

Sectors in Ledyard with the highest average wages per worker are Information (\$299,258), Management of Companies and Enterprises (\$119,741), and Manufacturing (\$109,618). Regional sectors with the best job growth (or most moderate job losses) over the last 5 years are Accommodation and Food Services (+3,029 jobs), Administrative and Support and Waste Management and Remediation Services (+110), and Retail Trade (+104).

Over the next year, employment in Ledyard is projected to expand by 30 jobs. The fastest growing sector in the region is expected to be Arts, Entertainment, and Recreation with a +1.7% year-over-year rate of growth. The strongest forecast by number of jobs over this period is expected for Accommodation and Food Services (+57 jobs), Arts, Entertainment, and Recreation (+4), and Transportation and Warehousing (+1).

# Ledyard CT, 2021Q4<sup>1</sup>

NAICS	Industry	Empl	Current	5-Year History			1-Year Forecast				
			Avg Ann Wages	LQ	Empl Change	Ann %	Total Demand	Exits	Transfers	Empl Growth	Ann % Growth
72	Accommodation and Food Services	4,007	\$42,278	6.41	3,029	32.6%	733	287	390	57	1.4%
92	Public Administration	932	\$76,540	2.50	4	0.1%	74	33	53	-12	-1.3%
44	Retail Trade	641	\$34,542	0.79	104	3.6%	70	34	51	-15	-2.3%
61	Educational Services	379	\$59,630	0.60	-40	-2.0%	34	16	20	-2	-0.5%
62	Health Care and Social Assistance	321	\$45,623	0.28	16	1.0%	30	14	17	0	-0.1%
56	Administrative and Support and Waste Management and Remediation Services	232	\$46,058	0.46	110	13.7%	25	10	16	-1	-0.6%
71	Arts, Entertainment, and Recreation	230	\$37,413	1.69	-6,052	-48.4%	36	13	19	4	1.7%
54	Professional, Scientific, and Technical Services	193	\$87,064	0.34	31	3.5%	16	6	11	-1	-0.5%
81	Other Services (except Public Administration)	171	\$29,684	0.51	-8	-0.9%	19	8	11	0	-0.1%
48	Transportation and Warehousing	151	\$37,502	0.39	13	1.8%	17	6	10	1	0.5%
23	Construction	121	\$57,706	0.26	-25	-3.7%	10	4	8	-1	-1.1%
51	Information	90	\$299,258	0.57	4	0.9%	8	3	6	0	-0.3%
53	Real Estate and Rental and Leasing	82	\$53,317	0.60	15	4.1%	7	3	5	-1	-1.2%
31	Manufacturing	79	\$109,618	0.13	3	0.9%	7	3	5	-1	-1.5%
52	Finance and Insurance	64	\$85,487	0.20	8	2.8%	5	2	4	-1	-1.6%
11	Agriculture, Forestry, Fishing and Hunting	63	\$41,704	0.60	-4	-1.2%	7	3	5	-1	-1.1%
42	Wholesale Trade	29	\$84,709	0.10	-13	-7.0%	3	1	2	0	-1.3%
21	Mining, Quarrying, and Oil and Gas Extraction	12	\$61,295	0.44	4	8.8%	1	0	1	0	-1.1%
55	Management of Companies and Enterprises	1	\$119,741	0.01	0	-9.7%	0	0	0	0	-1.3%
99	Unclassified	1	\$83,788	0.07	1	n/a	0	0	0	0	-0.7%
<b>Total - All Industries</b>		<b>7,798</b>	<b>\$51,963</b>	<b>1.00</b>	<b>-2,801</b>	<b>-6.0%</b>	<b>880</b>	<b>335</b>	<b>516</b>	<b>30</b>	<b>0.4%</b>

Source: [JobsEQ®](#)

Data as of 2021Q4

Note: Figures may not sum due to rounding.

1. All data based upon a four-quarter moving average

Exits and transfers are approximate estimates based upon occupation separation rates.

Employment data are derived from the Quarterly Census of Employment and Wages, provided by the Bureau of Labor Statistics and imputed where necessary. Data are updated through 2021Q3 with preliminary estimates updated to 2021Q4. Forecast employment growth uses national projections adapted for regional growth patterns.

# Occupation Snapshot

The largest major occupation group in Ledyard is Food Preparation and Serving Related Occupations, employing 1,587 workers. The next-largest occupation groups in the region are Personal Care and Service Occupations (1,063 workers) and Office and Administrative Support Occupations (793). High location quotients (LQs) indicate occupation groups in which a region has high concentrations of employment compared to the national average. The major groups with the largest LQs in the region are Personal Care and Service Occupations (LQ = 5.44), Protective Service Occupations (3.30), and Food Preparation and Serving Related Occupations (2.61).

Occupation groups in Ledyard with the highest average wages per worker are Management Occupations (\$128,200), Legal Occupations (\$109,100), and Architecture and Engineering Occupations (\$105,000). The unemployment rate in the region varied among the major groups from 1.7% among Healthcare Practitioners and Technical Occupations to 10.9% among Personal Care and Service Occupations.

Over the next year, the fastest growing occupation group in Ledyard is expected to be Personal Care and Service Occupations with a +1.6% year-over-year rate of growth. The strongest forecast by number of jobs over this period is expected for Food Preparation and Serving Related Occupations (+23 jobs) and Personal Care and Service Occupations (+17). Over the same period, the highest separation demand (occupation demand due to retirements and workers moving from one occupation to another) is expected in Food Preparation and Serving Related Occupations (288 jobs) and Personal Care and Service Occupations (155).

Ledyard CT, 2021Q4<sup>1</sup>

SOC	Occupation	Empl	Mean Ann Wages <sup>2</sup>	Current			Online Job Ads <sup>3</sup>	5-Year History		Total Demand	1-Year Forecast			Ann % Growth
				LQ	Unempl	Unempl Rate		Empl Change	Ann %		Exits	Transfers	Empl Growth	
35-0000	Food Preparation and Serving Related	1,587	\$33,100	2.61	55	9.8%	15	-510	-5.4%	311	117	171	23	1.4%
39-0000	Personal Care and Service	1,063	\$36,100	5.44	32	10.9%	9	-951	-12.0%	171	60	95	17	1.6%
43-0000	Office and Administrative Support	793	\$45,700	0.80	41	4.4%	6	-283	-5.9%	81	36	50	-5	-0.6%
41-0000	Sales and Related	602	\$41,800	0.80	32	6.6%	19	-437	-10.4%	79	37	49	-7	-1.1%
37-0000	Building and Grounds Cleaning and Maintenance	586	\$35,700	2.28	11	7.0%	6	80	3.0%	81	35	42	4	0.6%
33-0000	Protective Service	542	\$55,800	3.30	8	2.9%	2	-422	-10.9%	57	24	34	-1	-0.2%
53-0000	Transportation and Material Moving	414	\$39,600	0.61	19	7.9%	13	-5	-0.2%	53	21	31	1	0.2%
11-0000	Management	364	\$128,200	0.75	12	2.6%	2	-98	-4.6%	30	9	20	1	0.2%
25-0000	Educational Instruction and Library	339	\$66,500	0.79	15	3.3%	2	-41	-2.2%	29	14	16	-1	-0.2%
13-0000	Business and Financial Operations	237	\$82,400	0.50	9	3.1%	6	-79	-5.6%	20	6	14	0	-0.1%
49-0000	Installation, Maintenance, and Repair	229	\$60,300	0.77	6	3.8%	6	-110	-7.5%	23	8	14	0	0.1%
47-0000	Construction and Extraction	170	\$59,900	0.47	11	5.9%	3	-10	-1.1%	15	5	11	-1	-0.8%
27-0000	Arts, Design, Entertainment, Sports, and Media	135	\$63,800	0.97	8	8.2%	7	19	3.1%	14	5	9	0	0.4%
31-0000	Healthcare Support	122	\$37,700	0.35	15	5.1%	8	22	4.1%	16	8	8	0	0.3%
51-0000	Production	113	\$58,100	0.25	18	5.3%	n/a	5	0.8%	12	5	8	-1	-0.7%
15-0000	Computer and Mathematical	109	\$92,800	0.41	4	2.0%	3	-15	-2.6%	8	2	5	0	0.1%
29-0000	Healthcare Practitioners and Technical	106	\$99,200	0.23	8	1.7%	3	6	1.2%	5	3	3	0	-0.5%

# Ledyard CT, 2021Q4<sup>1</sup>

SOC	Occupation	Empl	Mean Ann Wages <sup>2</sup>	Current			5-Year History			1-Year Forecast				
				LQ	Unempl	Unempl Rate	Online Job Ads <sup>3</sup>	Empl Change	Ann %	Total Demand	Exits	Transfers	Empl Growth	Ann % Growth
21-0000	Community and Social Service	105	\$56,400	0.76	5	2.5%	3	5	0.9%	9	3	7	-1	-0.8%
17-0000	Architecture and Engineering	64	\$105,000	0.48	6	2.5%	n/a	16	6.0%	4	1	3	-1	-1.0%
23-0000	Legal	43	\$109,100	0.63	1	2.3%	n/a	2	1.0%	2	1	1	0	-1.1%
45-0000	Farming, Fishing, and Forestry	39	\$32,400	0.75	1	7.7%	1	4	1.9%	5	2	4	0	-1.2%
19-0000	Life, Physical, and Social Science	37	\$91,600	0.52	4	4.0%	2	0	0.2%	3	1	2	0	-0.8%
<b>Total - All Occupations</b>		<b>7,798</b>	<b>\$59,800</b>	<b>1.00</b>	<b>319</b>	<b>5.0%</b>	<b>116</b>	<b>-2,801</b>	<b>-6.0%</b>	<b>1,032</b>	<b>404</b>	<b>598</b>	<b>29</b>	<b>0.4%</b>

Source: [JobsEQ®](#)

Data as of 2021Q4 unless noted otherwise

Note: Figures may not sum due to rounding.

1. Data based on a four-quarter moving average unless noted otherwise.

2. Wage data are as of 2020 and represent the average for all Covered Employment

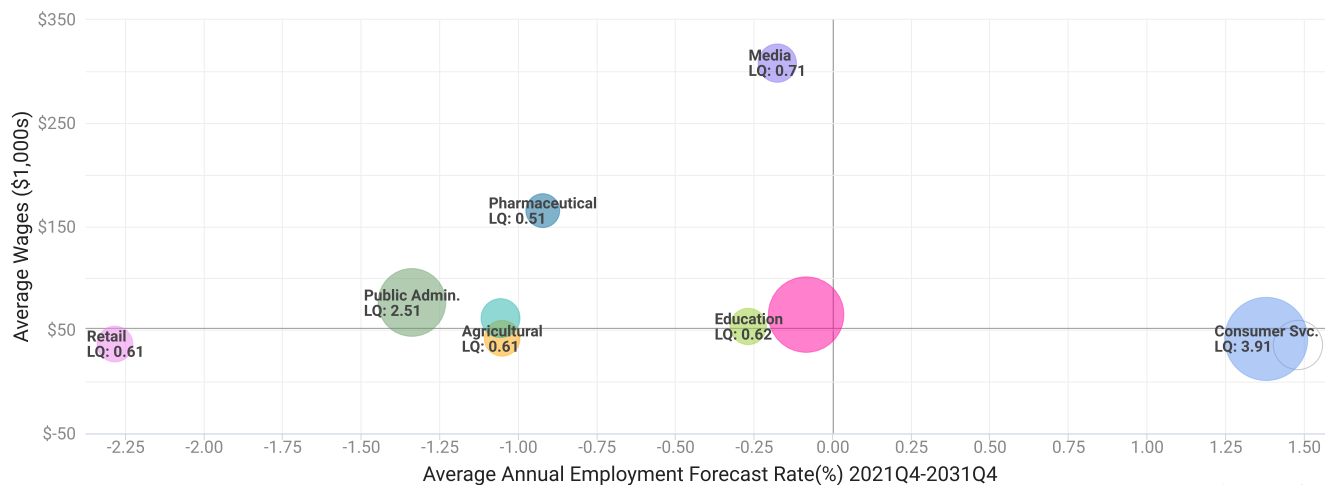
3. Data represent found online ads active within the last thirty days in the selected region; data represents a sampling rather than the complete universe of postings. Ads lacking zip code information but designating a place (city, town, etc.) may be assigned to the zip code with greatest employment in that place for queries in this analytic. Due to alternative county-assignment algorithms, ad counts in this analytic may not match that shown in RTI (nor in the popup window ad list).

Occupation employment data are estimated via industry employment data and the estimated industry/occupation mix. Industry employment data are derived from the Quarterly Census of Employment and Wages, provided by the Bureau of Labor Statistics and currently updated through 2021Q3, imputed where necessary with preliminary estimates updated to 2021Q4. Wages by occupation are as of 2020 provided by the BLS and imputed where necessary. Forecast employment growth uses national projections from the Bureau of Labor Statistics adapted for regional growth patterns.

# Industry Clusters

A cluster is a geographic concentration of interrelated industries or occupations. The industry cluster in Ledyard with the highest relative concentration is Consumer Svc. with a location quotient of 3.91. This cluster employs 4,450 workers in the region with an average wage of \$41,566. Employment in the Consumer Svc. cluster is projected to expand in the region about 1.4% per year over the next ten years.

Industry Clusters for Ledyard CT as of 2021Q4

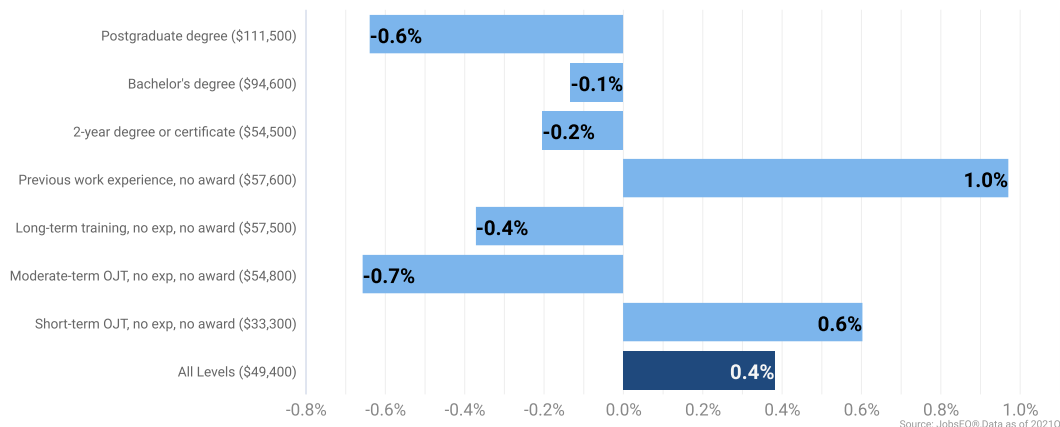


Location quotient and average wage data are derived from the Quarterly Census of Employment and Wages, provided by the Bureau of Labor Statistics, imputed where necessary, and updated through 2021Q3 with preliminary estimates updated to 2021Q4. Forecast employment growth uses national projections from the Bureau of Labor Statistics adapted for regional growth patterns.

# Education Levels

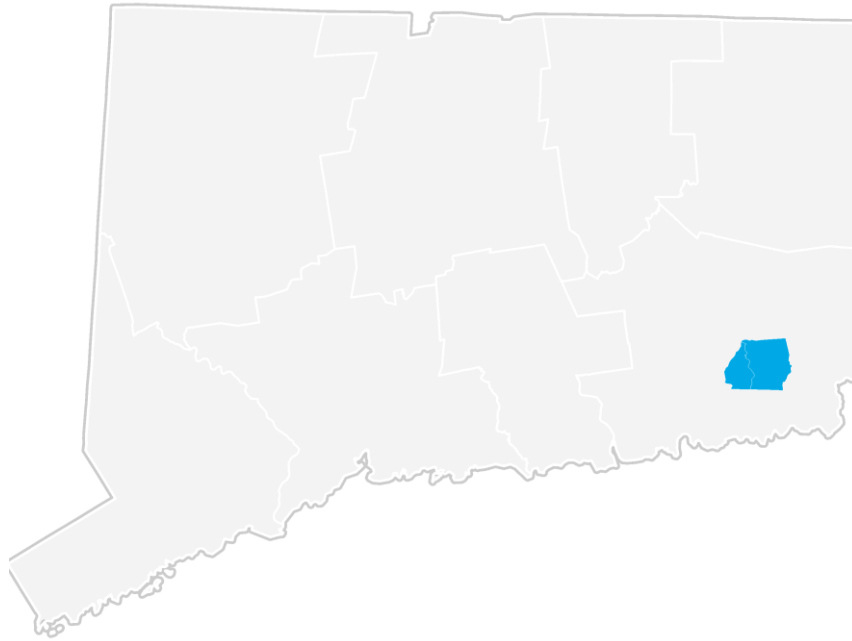
Expected growth rates for occupations vary by the education and training required. While all employment in Ledyard is projected to grow 0.4% over the next ten years, occupations typically requiring a postgraduate degree are expected to contract 0.6% per year, those requiring a bachelor's degree are forecast to contract 0.1% per year, and occupations typically needing a 2-year degree or certificate are expected to contract 0.2% per year.

Annual Average Projected Job Growth by Training Required for Ledyard



Employment by occupation data are estimates as of 2021Q4. Education levels of occupations are based on BLS assignments. Forecast employment growth uses national projections from the Bureau of Labor Statistics adapted for regional growth patterns.

# Ledyard CT Regional Map





# Region Definition

Ledyard CT is defined as the following zip code tabulation areas:

ZCTA 06335

---

ZCTA 06339

---

# FAQ

## What is a location quotient?

A location quotient (LQ) is a measurement of concentration in comparison to the nation. An LQ of 1.00 indicates a region has the same concentration of an industry (or occupation) as the nation. An LQ of 2.00 would mean the region has twice the expected employment compared to the nation and an LQ of 0.50 would mean the region has half the expected employment in comparison to the nation.

## What is separation demand?

Separation demand is the number of jobs required due to separations—labor force exits (including retirements) and turnover resulting from workers moving from one occupation into another. Note that separation demand does not include all turnover—it does not include when workers stay in the same occupation but switch employers. The total projected demand for an occupation is the sum of the separation demand and the growth demand (which is the increase or decrease of jobs in an occupation expected due to expansion or contraction of the overall number of jobs in that occupation).

## What is a cluster?

A cluster is a geographic concentration of interrelated industries or occupations. If a regional cluster has a location quotient of 1.25 or greater, the region is considered to possess a competitive advantage in that cluster.

## What is the difference between industry wages and occupation wages?

Industry wages and occupation wages are estimated via separate data sets, often the time periods being reported do not align, and wages are defined slightly differently in the two systems (for example, certain bonuses are included in the industry wages but not the occupation wages). It is therefore common that estimates of the average industry wages and average occupation wages in a region do not match exactly.

## What is NAICS?

The North American Industry Classification System (NAICS) is used to classify business establishments according to the type of economic activity. The NAICS Code comprises six levels, from the “all industry” level to the 6-digit level. The first two digits define the top level category, known as the “sector,” which is the level examined in this report.

## What is SOC?

The Standard Occupational Classification system (SOC) is used to classify workers into occupational categories. All workers are classified into one of over 804 occupations according to their occupational definition. To facilitate classification, occupations are combined to form 22 major groups, 95 minor groups, and 452 occupation groups. Each occupation group includes detailed occupations requiring similar job duties, skills, education, or experience.

## About This Report

This report and all data herein were produced by JobsEQ®, a product of Chmura Economics & Analytics. The information contained herein was obtained from sources we believe to be reliable. However, we cannot guarantee its accuracy and completeness.

## General

ACS, 2015–2019	Ledyard	State
Land Area <i>mi</i> <sup>2</sup>	38	4,842
Population Density <i>people per mi</i> <sup>2</sup>	386	738
Number of Households	5,769	1,370,746
Median Age	38.1	41.0
Median Household Income	\$94,099	\$78,444
Poverty Rate	4%	10%

## Economy

### Top Industries

CT Department of Labor, 2019	Employment	Employers	Av. Wages
1 Local Government	6,515	15	\$43,262
2 Accommodation & Food Services	1,260	38	\$24,531
3 Retail Trade	918	71	\$22,889
4 Health Care & Social Assistance	284	28	\$47,723
5 Admin. & Support & Waste Mgmt	229	28	\$30,395
All Industries	10,219	364	\$39,586

### SOTS Business Registrations

Secretary of the State, June 2021

Total Active Businesses 858

#### New Business Registrations by Year

2001	34	2006	62	2011	47	2016	49
2002	43	2007	71	2012	56	2017	52
2003	56	2008	56	2013	37	2018	75
2004	60	2009	49	2014	44	2019	57
2005	56	2010	53	2015	43	2020	71

### Key Employers

Data from municipalities, 2021

- 1 Foxwoods Resort Casino
- 2 Boq Investments
- 3 Forte Rts Inc
- 4 Hard Rock Cafe
- 5 Two Trees Inn

## Demographics

ACS, 2015–2019

### Age Distribution

		State
Under 10	1,895 13%	11%
10 to 19	1,573 11%	13%
20 to 29	1,610 11%	13%
30 to 39	2,719 18%	12%
40 to 49	1,572 11%	13%
50 to 59	2,115 14%	15%
60 to 69	1,819 12%	12%
70 to 79	1,080 7%	7%
80 and over	378 3%	5%

### Race and Ethnicity

		State
Asian <i>Non-Hispanic (NH)</i>	5%	4%
Black <i>NH</i>	2%	10%
Hispanic or Latino/a <i>Of any race</i>	5%	16%
White <i>NH</i>	81%	67%
Other <i>NH, incl. American Indian, Alaska Native, Native Hawaiian or Pacific Islander</i>	6%	3%

### Language Spoken at Home

	Ledyard	State
English	78	95%
Spanish	2	12%

### Educational Attainment

	Ledyard	State
High School Diploma Only	23	27%
Associate Degree	8	10%
Bachelor's Degree	22	22%
Master's Degree or Higher	17	19%

## Housing

ACS, 2015–2019

	Ledyard	State
Median Home Value	\$235,200	\$275,400
Median Rent	\$1,183	\$1,180
Housing Units	6,390	1,516,629

Owner-Occupied  
Detached or Semi-Detached  
Vacant

	Ledyard	State
Owner-Occupied	66	83%
Detached or Semi-Detached	64	89%
Vacant	10	10%

## Schools

CT Department of Education, 2020-21

### School Districts

	Available Grades	Total Enrollment	Pre-K Enrollment	4-Year Grad Rate (2018-19)
Ledyard School District	PK-12	2,358	69	92%
Statewide	-	513,079	15,300	88%

### Smarter Balanced Assessments

Met or exceeded expectations, 2018/19

	Math	ELA
Ledyard School District	47%	53%
Statewide	48%	56%

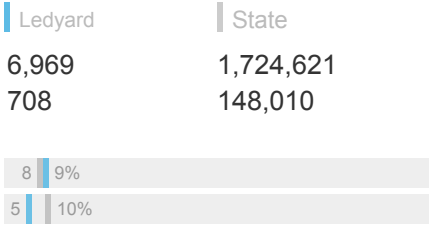
Labor Force

CT Department of Labor, 2020

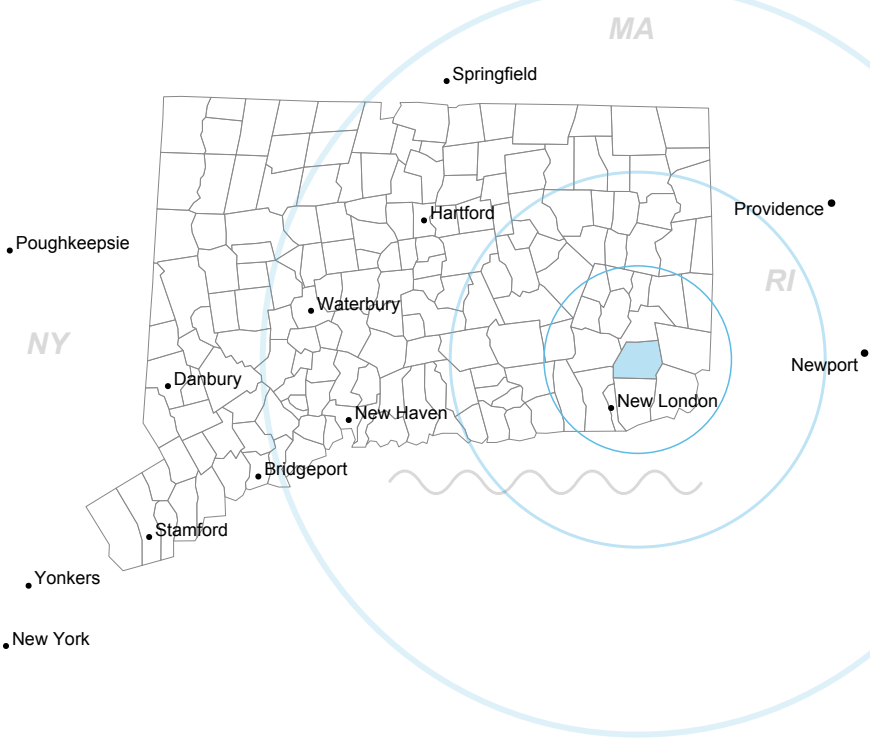
	Ledyard	State
Employed	6,969	1,724,621
Unemployed	708	148,010

Unemployment Rate  
Self-Employment Rate\*

\*ACS, 2015–2019



Catchment Areas of 15mi, 30mi, and 60mi

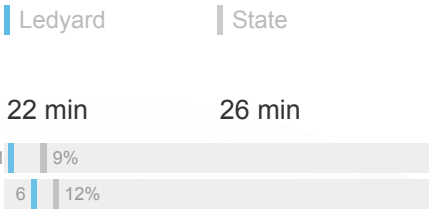


Access

ACS, 2015–2019

Mean Commute Time <i>Pre-Covid</i>	22 min	26 min
------------------------------------	--------	--------

No Access to a Car  
No Internet Access



Commute Mode

Public Transport  
Walking or Cycling  
Driving  
Working From Home *Pre-Covid*



Public Transit

CTtransit Service  
Other Public Bus Operations  
Train Service

Southeast Area Transit District (SEAT)

Fiscal Indicators

CT Office of Policy and Management, SFY 2017-18

Municipal Revenue

Total Revenue	\$61,869,699
Property Tax Revenue	\$36,825,006
per capita	\$2,480
per capita, as % of state av.	82%
Intergovernmental Revenue	\$21,926,067
Revenue to Expenditure Ratio	103%

Municipal Expenditure

Total Expenditure	\$60,278,224
Educational	\$38,319,872
Other	\$21,958,352

Grand List

Equalized Net Grand List	\$1,639,827,665
per capita	\$111,280
per capita, as % of state av.	72%
Comm./Indust. Share of Net Grand List	5%

Actual Mill Rate	32.54
Equalized Mill Rate	22.29

Municipal Debt

Moody's Rating	Aa3
Total Indebtness	\$31,875,772
per capita	\$2,163
per capita, as % of state av.	84%
as percent of expenditures	53%

Annual Debt Service	\$2,887,736
as % of expenditures	5%

Search AdvanceCT's **SiteFinder**, Connecticut's most comprehensive online database of available commercial properties.  
[ctdata.org/sitefinder](http://ctdata.org/sitefinder)

About Town Profiles

The Connecticut Town Profiles are two-page reports of demographic and economic information for each of Connecticut's 169 municipalities. Reports for 2016-2019 are available from [profiles.ctdata.org](http://profiles.ctdata.org).

Feedback is welcome, and should be directed to [info@ctdata.org](mailto:info@ctdata.org).

These Profiles can be used free of charge by external organizations, as long as *AdvanceCT* and *CTData Collaborative* are cited. No representation or warranties, expressed or implied, are given regarding the accuracy of this information.

## 2020 Census Redistricting Data (Public Law 94-171)

Ledyard  
Geography: Census Tract

### KEY FACTS

The U.S. Census Bureau provides the 50 states, the District of Columbia, and Puerto Rico with population counts to use in their redrawing of congressional and state legislative district boundaries – a process known as “redistricting.”

**15,405**  
Total Population

**6,143**  
Housing Units

**408.0**  
Population Density

**2.64**  
Average Household Size

**45.3**  
Diversity Index

#### 2010-2020 ANNUAL GROWTH RATE



**0.24%**  
Population

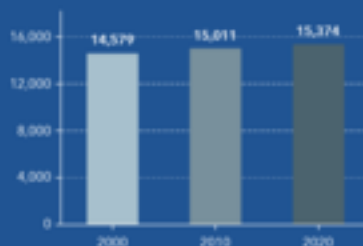


**-1.48%**  
Group Quarters

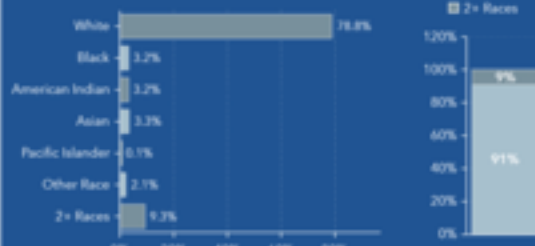


**0.32%**  
Households

#### HOUSEHOLD POPULATION



#### TOTAL POPULATION BY RACE



#### GROUP QUARTERS



POPULATION BY AGE AND RACE	Less Than 18 Years	18 Years and Older
Total	3,517	11,888
1 Race	2,874	11,102
White	2,458	9,684
Black	101	390
American Indian/Alaska Native	148	343
Asian	95	412
Pacific Islander	0	15
Some Other Race	72	258
2 or More Races	643	786



Source: U.S. Census Bureau, 2020 Redistricting Data (PL 94-171), U.S. Census Bureau 2010 decennial Census data converted by Esri into 2020 geography.

## 2020 Census Redistricting Data (Public Law 94-171)

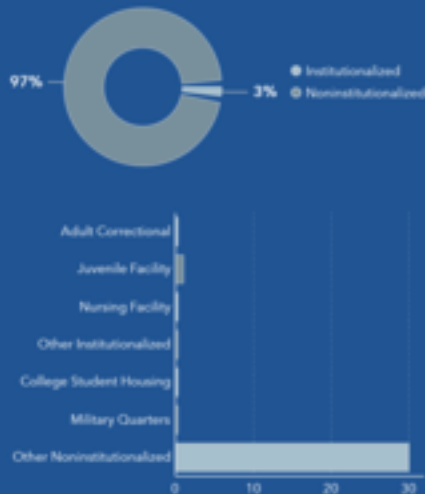
Ledyard  
Geography: Census Tract

### KEY FACTS

<b>15,405</b> Total Population	<b>6,143</b> Housing Units	<b>408.0</b> Population Density	<b>2.64</b> Average Household Size	<b>45.3</b> Diversity Index
-----------------------------------	-------------------------------	------------------------------------	---------------------------------------	--------------------------------

The U.S. Census Bureau provides the 50 states, the District of Columbia, and Puerto Rico with population counts to use in their redrawing of congressional and state legislative district boundaries – a process known as “redistricting.”

### GROUP QUARTERS BY POPULATION



HISPANIC POPULATION BY AGE AND RACE	Less Than 18 Years	18 Years and Older	Total
Total	421	713	1,134
1 Race	200	447	647
White	124	185	309
Black	8	24	34
American Indian/Alaska Native	7	20	27
Asian	2	8	10
Pacific Islander	0	0	0
Some Other Race	59	208	267
2 or More Races	221	266	487

NON-HISPANIC POPULATION BY AGE AND RACE	Less Than 18 Years	18 Years and Older	Total
Total	3,096	11,175	14,271
1 Race	2,674	10,655	13,329
White	2,334	9,499	11,833
Black	93	364	457
American Indian/Alaska Native	141	323	464
Asian	93	404	497
Pacific Islander	0	15	15
Some Other Race	13	50	63
2 or More Races	422	520	942

Source: U.S. Census Bureau, 2020 Redistricting Data (PL 94-171). U.S. Census Bureau 2010 decennial Census data converted by Esri into 2020 geography.



## Tapestry Profile

Ledyard  
 IP00117001 1.00 (200011 001100) et al.  
 Geography: Census Tract

Prepared by wtCler



# TAPESTRY SEGMENTATION

The Fabric of America's Neighborhoods

Tapestry LifeMode	Households	HHs %	% US HHs	Index
Affluent Estates (S1)	0	0.00%	10.00%	0
Upscale Reservoirs (S2)	812	14.17%	5.55%	255
Uptown Individuals (S3)	0	0.00%	3.58%	0
Family Landscapes (S4)	0	0.00%	7.43%	0
Goodbarben (S5)	2,477	43.18%	11.28%	383
Cosy Country Living (S6)	2,467	43.40%	13.08%	354
Sprouting Engineers (S7)	0	0.00%	7.20%	0
Mobile Ground (S8)	0	0.00%	16.79%	0
Senior Styles (S9)	0	0.00%	5.80%	0
Rustic Outposts (S10)	0	0.00%	8.30%	0
Multitown Singles (S11)	0	0.00%	6.14%	0
Hometown (S12)	0	0.00%	6.01%	0
Next Wave (S13)	0	0.00%	3.78%	0
Scholars and Patriots (S14)	0	0.00%	1.41%	0



### Households By Income

The largest group: \$100,000 - \$149,999 (23.8%)  
 The smallest group: <\$15,000 (1.7%)

Indicator	Value	Diff
<\$15,000	1.7%	-4.2%
\$15,000 - \$24,999	5.1%	-2.4%
\$25,000 - \$34,999	7.1%	-1.9%
\$35,000 - \$49,999	8.2%	-1.2%
\$50,000 - \$74,999	14.5%	-1.8%
\$75,000 - \$99,999	15.2%	-11.1%
\$100,000 - \$149,999	23.8%	-11.0%
\$150,000 - \$199,999	14.2%	-11.4%
\$200,000+	13.4%	-12.0%

## Ledyard Geography: Census Tract



### Tapestry Segments

	<b>Green Acres</b> 2,467 households	<b>42.7%</b> of households
	<b>Parks and Rec</b> 1,143 households	<b>19.9%</b> of households
	<b>Comfortable Empty Nesters</b> 812 households	<b>15.8%</b> of households

Source: Esri. The vintage of the data is 2002.

Date show deviation from: 20011 (New London County)

© 2002 Esri



# Tapestry Segmentation Area Profile

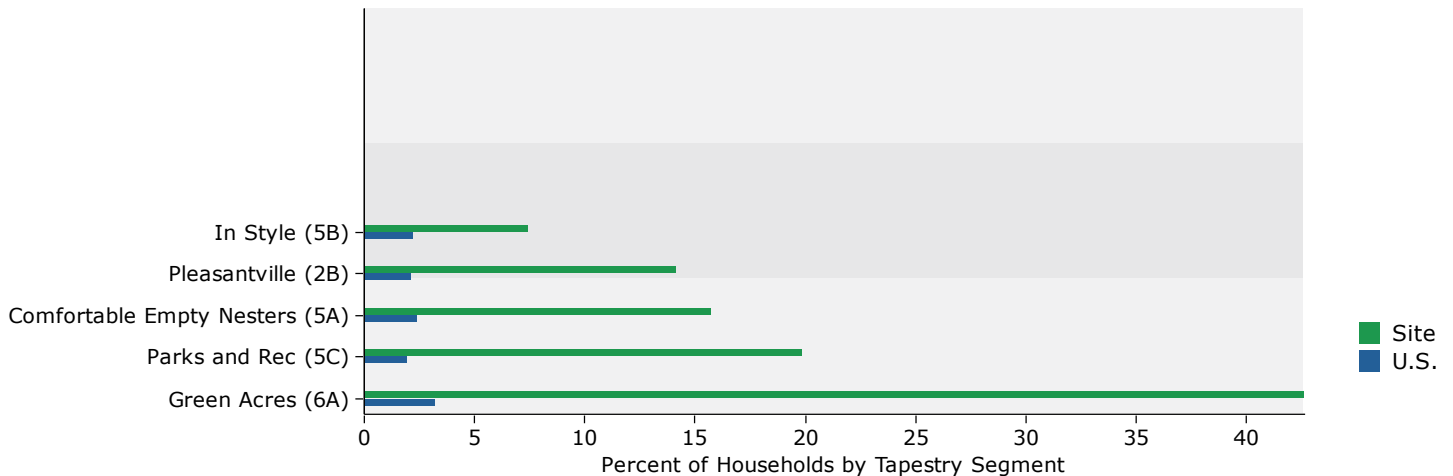
Ledyard  
090117011.00 (09011701100) et al.  
Geography: Census Tract

Prepared by Melinda Wilson of seCTer and

## Top Twenty Tapestry Segments

Rank	Tapestry Segment	2022 Households		2022 U.S. Households		Index
		Percent	Cumulative Percent	Percent	Cumulative Percent	
1	Green Acres (6A)	42.7%	42.7%	3.3%	3.3%	1311
2	Parks and Rec (5C)	19.9%	62.6%	2.0%	5.2%	1,014
3	Comfortable Empty Nesters (5A)	15.8%	78.4%	2.4%	7.6%	653
4	Pleasantville (2B)	14.2%	92.5%	2.1%	9.8%	668
5	In Style (5B)	7.5%	100.0%	2.2%	12.0%	333
Subtotal		100.1%		12.0%		
Total		100.0%		12.0%		834

## Top Ten Tapestry Segments Site vs. U.S.

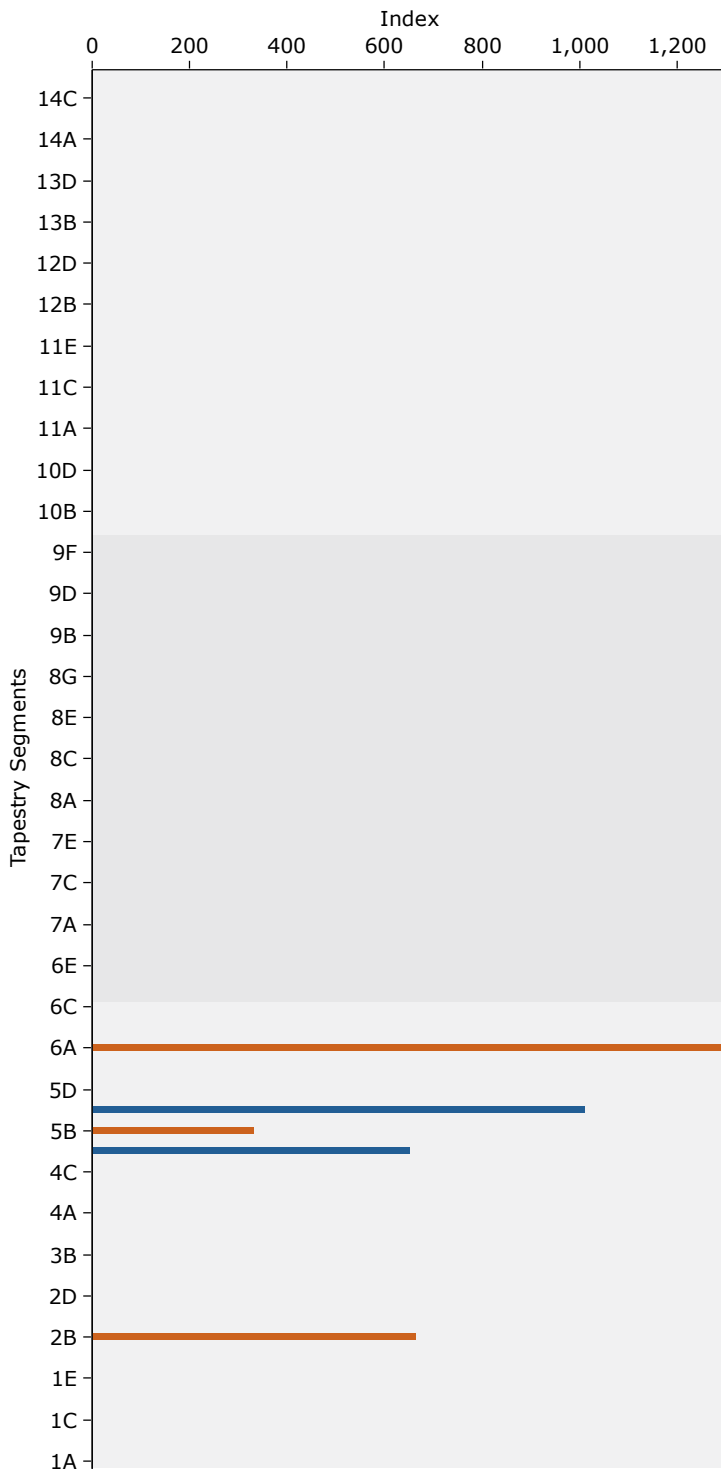


**Data Note:** This report identifies neighborhood segments in the area, and describes the socioeconomic quality of the immediate neighborhood. The index is a comparison of the percent of households or Total Population 18+ in the area, by Tapestry segment, to the percent of households or Total Population 18+ in the United States, by segment. An index of 100 is the US average.

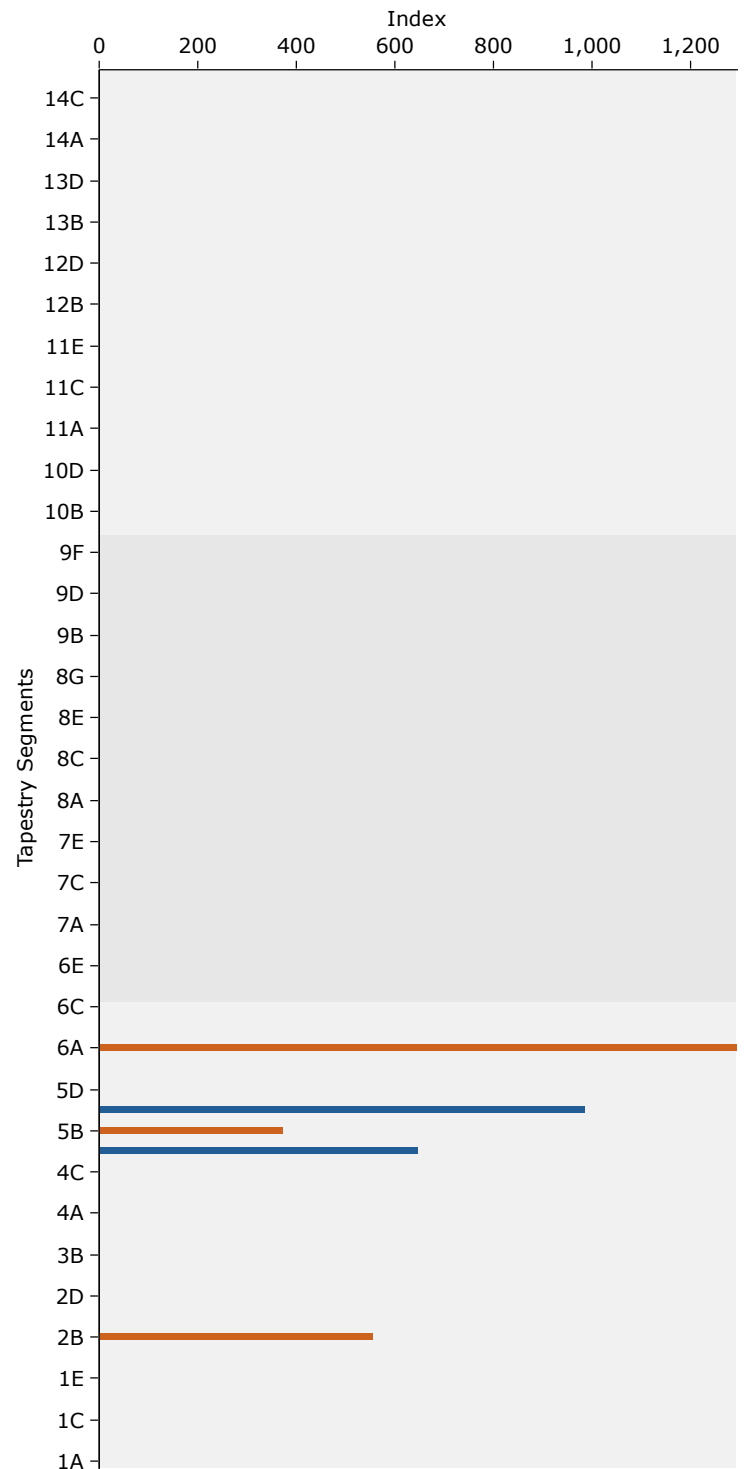
**Source:** Esri



## 2022 Tapestry Indexes by Households



## 2022 Tapestry Indexes by Total Population 18+



**Data Note:** This report identifies neighborhood segments in the area, and describes the socioeconomic quality of the immediate neighborhood. The index is a comparison of the percent of households or Total Population 18+ in the area, by Tapestry segment, to the percent of households or Total Population 18+ in the United States, by segment. An index of 100 is the US average.

**Source:** Esri

# Tapestry Segmentation Area Profile

Ledyard  
090117011.00 (09011701100) et al.  
Geography: Census Tract

Prepared by Melinda Wilson of seCTer and

Tapestry LifeMode Groups	2022 Households			2022 Adult Population		
	Number	Percent	Index	Number	Percent	Index
<b>Total:</b>	5,737	100.0%		12,027	100.0%	
<b>1. Affluent Estates</b>	<b>0</b>	<b>0.0%</b>	<b>0</b>	<b>0</b>	<b>0.0%</b>	<b>0</b>
Top Tier (1A)	0	0.0%	0	0	0.0%	0
Professional Pride (1B)	0	0.0%	0	0	0.0%	0
Boomburbs (1C)	0	0.0%	0	0	0.0%	0
Savvy Suburbanites (1D)	0	0.0%	0	0	0.0%	0
Exurbanites (1E)	0	0.0%	0	0	0.0%	0
<b>2. Upscale Avenues</b>	<b>813</b>	<b>14.2%</b>	<b>255</b>	<b>1,613</b>	<b>13.4%</b>	<b>227</b>
Urban Chic (2A)	0	0.0%	0	0	0.0%	0
Pleasantville (2B)	813	14.2%	668	1,613	13.4%	559
Pacific Heights (2C)	0	0.0%	0	0	0.0%	0
Enterprising Professionals (2D)	0	0.0%	0	0	0.0%	0
<b>3. Uptown Individuals</b>	<b>0</b>	<b>0.0%</b>	<b>0</b>	<b>0</b>	<b>0.0%</b>	<b>0</b>
Laptops and Lattes (3A)	0	0.0%	0	0	0.0%	0
Metro Renters (3B)	0	0.0%	0	0	0.0%	0
Trendsetters (3C)	0	0.0%	0	0	0.0%	0
<b>4. Family Landscapes</b>	<b>0</b>	<b>0.0%</b>	<b>0</b>	<b>0</b>	<b>0.0%</b>	<b>0</b>
Workday Drive (4A)	0	0.0%	0	0	0.0%	0
Home Improvement (4B)	0	0.0%	0	0	0.0%	0
Middleburg (4C)	0	0.0%	0	0	0.0%	0
<b>5. GenXurban</b>	<b>2,477</b>	<b>43.2%</b>	<b>386</b>	<b>5,148</b>	<b>42.8%</b>	<b>394</b>
Comfortable Empty Nesters (5A)	906	15.8%	653	1,904	15.8%	648
In Style (5B)	428	7.5%	333	951	7.9%	374
Parks and Rec (5C)	1,143	19.9%	1,014	2,293	19.1%	985
Rustbelt Traditions (5D)	0	0.0%	0	0	0.0%	0
Midlife Constants (5E)	0	0.0%	0	0	0.0%	0
<b>6. Cozy Country Living</b>	<b>2,447</b>	<b>42.7%</b>	<b>363</b>	<b>5,266</b>	<b>43.8%</b>	<b>376</b>
Green Acres (6A)	2,447	42.7%	1,311	5,266	43.8%	1,295
Salt of the Earth (6B)	0	0.0%	0	0	0.0%	0
The Great Outdoors (6C)	0	0.0%	0	0	0.0%	0
Prairie Living (6D)	0	0.0%	0	0	0.0%	0
Rural Resort Dwellers (6E)	0	0.0%	0	0	0.0%	0
Heartland Communities (6F)	0	0.0%	0	0	0.0%	0
<b>7. Sprouting Explorers</b>	<b>0</b>	<b>0.0%</b>	<b>0</b>	<b>0</b>	<b>0.0%</b>	<b>0</b>
Up and Coming Families (7A)	0	0.0%	0	0	0.0%	0
Urban Villages (7B)	0	0.0%	0	0	0.0%	0
Urban Edge Families (7C)	0	0.0%	0	0	0.0%	0
Forging Opportunity (7D)	0	0.0%	0	0	0.0%	0
Farm to Table (7E)	0	0.0%	0	0	0.0%	0
Southwestern Families (7F)	0	0.0%	0	0	0.0%	0

**Data Note:** This report identifies neighborhood segments in the area, and describes the socioeconomic quality of the immediate neighborhood. The index is a comparison of the percent of households or Total Population 18+ in the area, by Tapestry segment, to the percent of households or Total Population 18+ in the United States, by segment. An index of 100 is the US average.

**Source:** Esri



# Tapestry Segmentation Area Profile

Ledyard  
090117011.00 (09011701100) et al.  
Geography: Census Tract

Prepared by Melinda Wilson of seCTer and

Tapestry LifeMode Groups	2022 Households			2022 Adult Population		
	Number	Percent	Index	Number	Percent	Index
<b>Total:</b>	5,737	100.0%		12,027	100.0%	
<b>8. Middle Ground</b>	<b>0</b>	<b>0.0%</b>	<b>0</b>	<b>0</b>	<b>0.0%</b>	<b>0</b>
City Lights (8A)	0	0.0%	0	0	0.0%	0
Emerald City (8B)	0	0.0%	0	0	0.0%	0
Bright Young Professionals (8C)	0	0.0%	0	0	0.0%	0
Downtown Melting Pot (8D)	0	0.0%	0	0	0.0%	0
Front Porches (8E)	0	0.0%	0	0	0.0%	0
Old and Newcomers (8F)	0	0.0%	0	0	0.0%	0
Hometown Heritage (8G)	0	0.0%	0	0	0.0%	0
<b>9. Senior Styles</b>	<b>0</b>	<b>0.0%</b>	<b>0</b>	<b>0</b>	<b>0.0%</b>	<b>0</b>
Silver & Gold (9A)	0	0.0%	0	0	0.0%	0
Golden Years (9B)	0	0.0%	0	0	0.0%	0
The Elders (9C)	0	0.0%	0	0	0.0%	0
Senior Escapes (9D)	0	0.0%	0	0	0.0%	0
Retirement Communities (9E)	0	0.0%	0	0	0.0%	0
Social Security Set (9F)	0	0.0%	0	0	0.0%	0
<b>10. Rustic Outposts</b>	<b>0</b>	<b>0.0%</b>	<b>0</b>	<b>0</b>	<b>0.0%</b>	<b>0</b>
Southern Satellites (10A)	0	0.0%	0	0	0.0%	0
Rooted Rural (10B)	0	0.0%	0	0	0.0%	0
Economic BedRock (10C)	0	0.0%	0	0	0.0%	0
Down the Road (10D)	0	0.0%	0	0	0.0%	0
Rural Bypasses (10E)	0	0.0%	0	0	0.0%	0
<b>11. Midtown Singles</b>	<b>0</b>	<b>0.0%</b>	<b>0</b>	<b>0</b>	<b>0.0%</b>	<b>0</b>
City Strivers (11A)	0	0.0%	0	0	0.0%	0
Young and Restless (11B)	0	0.0%	0	0	0.0%	0
Metro Fusion (11C)	0	0.0%	0	0	0.0%	0
Set to Impress (11D)	0	0.0%	0	0	0.0%	0
City Commons (11E)	0	0.0%	0	0	0.0%	0
<b>12. Hometown</b>	<b>0</b>	<b>0.0%</b>	<b>0</b>	<b>0</b>	<b>0.0%</b>	<b>0</b>
Family Foundations (12A)	0	0.0%	0	0	0.0%	0
Traditional Living (12B)	0	0.0%	0	0	0.0%	0
Small Town Sincerity (12C)	0	0.0%	0	0	0.0%	0
Modest Income Homes (12D)	0	0.0%	0	0	0.0%	0
<b>13. Next Wave</b>	<b>0</b>	<b>0.0%</b>	<b>0</b>	<b>0</b>	<b>0.0%</b>	<b>0</b>
Diverse Convergence (13A)	0	0.0%	0	0	0.0%	0
Family Extensions (13B)	0	0.0%	0	0	0.0%	0
NeWest Residents (13C)	0	0.0%	0	0	0.0%	0
Fresh Ambitions (13D)	0	0.0%	0	0	0.0%	0
High Rise Renters (13E)	0	0.0%	0	0	0.0%	0
<b>14. Scholars and Patriots</b>	<b>0</b>	<b>0.0%</b>	<b>0</b>	<b>0</b>	<b>0.0%</b>	<b>0</b>
Military Proximity (14A)	0	0.0%	0	0	0.0%	0
College Towns (14B)	0	0.0%	0	0	0.0%	0
Dorms to Diplomas (14C)	0	0.0%	0	0	0.0%	0
Unclassified (15)	0	0.0%	0	0	0.0%	0

**Data Note:** This report identifies neighborhood segments in the area, and describes the socioeconomic quality of the immediate neighborhood. The index is a comparison of the percent of households or Total Population 18+ in the area, by Tapestry segment, to the percent of households or Total Population 18+ in the United States, by segment. An index of 100 is the US average.

**Source:** Esri

# Tapestry Segmentation Area Profile

Ledyard  
090117011.00 (09011701100) et al.  
Geography: Census Tract

Prepared by Melinda Wilson of seCTer and

Tapestry Urbanization Groups	2022 Households			2022 Adult Population		
	Number	Percent	Index	Number	Percent	Index
<b>Total:</b>	5,737	100.0%		12,027	100.0%	
<b>1. Principal Urban Center</b>	<b>0</b>	<b>0.0%</b>	<b>0</b>	<b>0</b>	<b>0.0%</b>	<b>0</b>
Laptops and Lattes (3A)	0	0.0%	0	0	0.0%	0
Metro Renters (3B)	0	0.0%	0	0	0.0%	0
Trendsetters (3C)	0	0.0%	0	0	0.0%	0
Downtown Melting Pot (8D)	0	0.0%	0	0	0.0%	0
City Strivers (11A)	0	0.0%	0	0	0.0%	0
NeWest Residents (13C)	0	0.0%	0	0	0.0%	0
Fresh Ambitions (13D)	0	0.0%	0	0	0.0%	0
High Rise Renters (13E)	0	0.0%	0	0	0.0%	0
<b>2. Urban Periphery</b>	<b>0</b>	<b>0.0%</b>	<b>0</b>	<b>0</b>	<b>0.0%</b>	<b>0</b>
Pacific Heights (2C)	0	0.0%	0	0	0.0%	0
Rustbelt Traditions (5D)	0	0.0%	0	0	0.0%	0
Urban Villages (7B)	0	0.0%	0	0	0.0%	0
Urban Edge Families (7C)	0	0.0%	0	0	0.0%	0
Forging Opportunity (7D)	0	0.0%	0	0	0.0%	0
Southwestern Families (7F)	0	0.0%	0	0	0.0%	0
City Lights (8A)	0	0.0%	0	0	0.0%	0
Bright Young Professionals (8C)	0	0.0%	0	0	0.0%	0
Metro Fusion (11C)	0	0.0%	0	0	0.0%	0
Family Foundations (12A)	0	0.0%	0	0	0.0%	0
Modest Income Homes (12D)	0	0.0%	0	0	0.0%	0
Diverse Convergence (13A)	0	0.0%	0	0	0.0%	0
Family Extensions (13B)	0	0.0%	0	0	0.0%	0
<b>3. Metro Cities</b>	<b>428</b>	<b>7.5%</b>	<b>41</b>	<b>951</b>	<b>7.9%</b>	<b>47</b>
In Style (5B)	428	7.5%	333	951	7.9%	374
Emerald City (8B)	0	0.0%	0	0	0.0%	0
Front Porches (8E)	0	0.0%	0	0	0.0%	0
Old and Newcomers (8F)	0	0.0%	0	0	0.0%	0
Hometown Heritage (8G)	0	0.0%	0	0	0.0%	0
Retirement Communities (9E)	0	0.0%	0	0	0.0%	0
Social Security Set (9F)	0	0.0%	0	0	0.0%	0
Young and Restless (11B)	0	0.0%	0	0	0.0%	0
Set to Impress (11D)	0	0.0%	0	0	0.0%	0
City Commons (11E)	0	0.0%	0	0	0.0%	0
Traditional Living (12B)	0	0.0%	0	0	0.0%	0
College Towns (14B)	0	0.0%	0	0	0.0%	0
Dorms to Diplomas (14C)	0	0.0%	0	0	0.0%	0

**Data Note:** This report identifies neighborhood segments in the area, and describes the socioeconomic quality of the immediate neighborhood. The index is a comparison of the percent of households or Total Population 18+ in the area, by Tapestry segment, to the percent of households or Total Population 18+ in the United States, by segment. An index of 100 is the US average.

**Source:** Esri

# Tapestry Segmentation Area Profile

Ledyard  
090117011.00 (09011701100) et al.  
Geography: Census Tract

Prepared by Melinda Wilson of seCTer and

Tapestry Urbanization Groups	2022 Households			2022 Adult Population		
	Number	Percent	Index	Number	Percent	Index
<b>Total:</b>	5,737	100.0%		12,027	100.0%	
<b>4. Suburban Periphery</b>	<b>2,862</b>	<b>49.9%</b>	<b>156</b>	<b>5,810</b>	<b>48.3%</b>	<b>145</b>
Top Tier (1A)	0	0.0%	0	0	0.0%	0
Professional Pride (1B)	0	0.0%	0	0	0.0%	0
Boomburbs (1C)	0	0.0%	0	0	0.0%	0
Savvy Suburbanites (1D)	0	0.0%	0	0	0.0%	0
Exurbanites (1E)	0	0.0%	0	0	0.0%	0
Urban Chic (2A)	0	0.0%	0	0	0.0%	0
Pleasantville (2B)	813	14.2%	668	1,613	13.4%	559
Enterprising Professionals (2D)	0	0.0%	0	0	0.0%	0
Workday Drive (4A)	0	0.0%	0	0	0.0%	0
Home Improvement (4B)	0	0.0%	0	0	0.0%	0
Comfortable Empty Nesters (5A)	906	15.8%	653	1,904	15.8%	648
Parks and Rec (5C)	1,143	19.9%	1,014	2,293	19.1%	985
Midlife Constants (5E)	0	0.0%	0	0	0.0%	0
Up and Coming Families (7A)	0	0.0%	0	0	0.0%	0
Silver & Gold (9A)	0	0.0%	0	0	0.0%	0
Golden Years (9B)	0	0.0%	0	0	0.0%	0
The Elders (9C)	0	0.0%	0	0	0.0%	0
Military Proximity (14A)	0	0.0%	0	0	0.0%	0
<b>5. Semirural</b>	<b>0</b>	<b>0.0%</b>	<b>0</b>	<b>0</b>	<b>0.0%</b>	<b>0</b>
Middleburg (4C)	0	0.0%	0	0	0.0%	0
Heartland Communities (6F)	0	0.0%	0	0	0.0%	0
Farm to Table (7E)	0	0.0%	0	0	0.0%	0
Senior Escapes (9D)	0	0.0%	0	0	0.0%	0
Down the Road (10D)	0	0.0%	0	0	0.0%	0
Small Town Sincerity (12C)	0	0.0%	0	0	0.0%	0
<b>6. Rural</b>	<b>2,447</b>	<b>42.7%</b>	<b>262</b>	<b>5,266</b>	<b>43.8%</b>	<b>268</b>
Green Acres (6A)	2,447	42.7%	1,311	5,266	43.8%	1,295
Salt of the Earth (6B)	0	0.0%	0	0	0.0%	0
The Great Outdoors (6C)	0	0.0%	0	0	0.0%	0
Prairie Living (6D)	0	0.0%	0	0	0.0%	0
Rural Resort Dwellers (6E)	0	0.0%	0	0	0.0%	0
Southern Satellites (10A)	0	0.0%	0	0	0.0%	0
Rooted Rural (10B)	0	0.0%	0	0	0.0%	0
Economic BedRock (10C)	0	0.0%	0	0	0.0%	0
Rural Bypasses (10E)	0	0.0%	0	0	0.0%	0
Unclassified (15)	0	0.0%	0	0	0.0%	0

**Data Note:** This report identifies neighborhood segments in the area, and describes the socioeconomic quality of the immediate neighborhood. The index is a comparison of the percent of households or Total Population 18+ in the area, by Tapestry segment, to the percent of households or Total Population 18+ in the United States, by segment. An index of 100 is the US average.

**Source:** Esri



# TOWN OF LEDYARD

741 Colonel Ledyard  
Highway  
Ledyard, CT 06339-1511

---

**File #:** 22-378

**Agenda Date:** 10/4/2022

**Agenda #:** C.

---

AGENDA REQUEST  
GENERAL DISCUSSION ITEM

**Subject:**

Route 12 Corridor Study

**Background:**

\$15,000 Budgeted for the study - Available

**Department Comment/Recommendation:**

Tabled until October 2022



# TOWN OF LEDYARD

741 Colonel Ledyard  
Highway  
Ledyard, CT 06339-1511

---

**File #: 22-379**

**Agenda Date: 10/4/2022**

**Agenda #: D.**

---



# TOWN OF LEDYARD

741 Colonel Ledyard  
Highway  
Ledyard, CT 06339-1511

---

**File #:** 22-510

**Agenda Date:** 10/4/2022

**Agenda #:** 1.

---

AGENDA REQUEST  
GENERAL DISCUSSION ITEM

**Subject:**

Stonington Business Directory

**Background:**

<https://stonington1649.com/>





# BUSINESS DIRECTORY

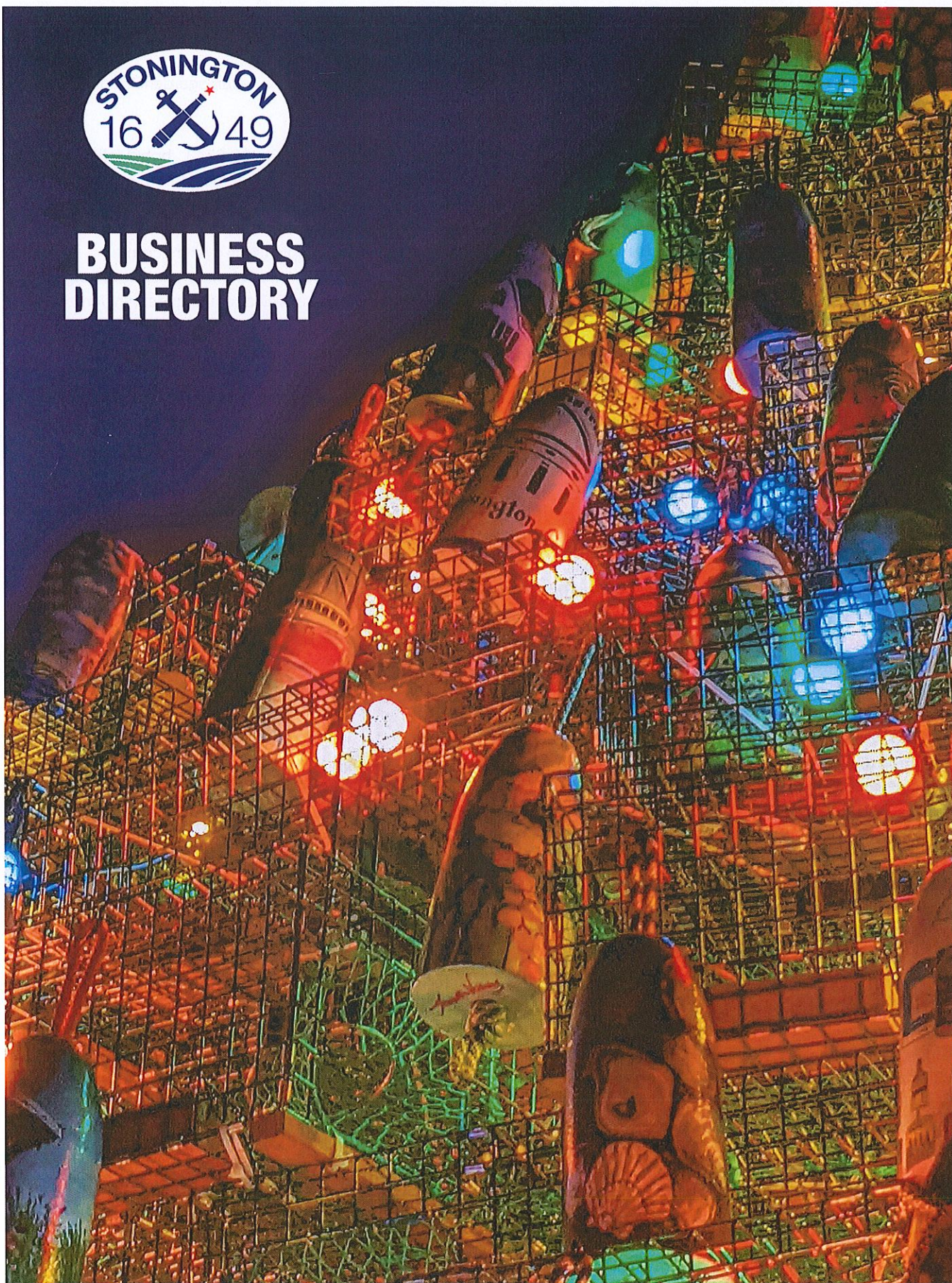


Photo by Lyndsey Pyrke-Fairchild



# AGRICULTURE & FISHERIES

**Adam's Garden of Eden** 360 N Anguilla Rd Pawcatuck CT 06379 (860) 599-4241 adamsgarden5@aol.com  
**Aldershot Farm** 456 Taugwonk Rd Stonington CT 06378  
**Anderson Farm**  
**Anguilla Brook Farm & Gardens** 34 Anguilla Brook Rd Stonington CT 06379 (860) 535-6743 bob@delisa.org  
**Bramble Barn Farm** 243 N Stonington Rd Mystic CT 06355 (860) 625-7731 szujus@comcast.com  
**Cock Farm LLC** 551 North Main Street Stonington CT 06378  
**Coogan Farm** 162 Greenmanville Ave. Mystic CT 06355 (860) 536-1216 info@dpnc.org  
**CT Cultured Oysters** 100 Main Street Noank CT 06340 (860) 608-9116 steveplant@ct-oysters.com  
**Davis Family Farm** 568 Greenhaven Rd Pawcatuck CT 06379 (860) 599-5859 info@stoningtonlandtrust.org  
**Dragonfly Equestrian Ctr** 1189 Pequot Trail Stonington CT (860) 625-6914 Deb@DragonflyEquestrianCenter.com  
**Footsteps Farm** 55 Laurence Eleanor St Stonington CT 06378  
**Gambardella Wholesale Fish Dealers Inc.** 1 High St. Stonington CT 06378 (860) 535-0743  
**Greenhaven Gardens**  
**Harmony Sea Farm** 22 Pinecrest Road North Stonington CT 06359 (860) 481-2822 riverhawkoysters@gmail.com  
**Highland Homestead** 170 Pawcatuck Ave Pawcatuck CT 06379 (860) 287-2013 highlandhomestead1@gmail.com  
**J&R Seafood Market** 45 Williams Ave Stonington CT 06355 (860) 415-4656 sales@jrscallops.com  
**Jonquil Farm Nursery** 365 Mistuxet Ave Stonington CT 06378 (860) 535-1238  
**JW Beef** 410 Al Harvey Rd Stonington CT 06378 USA <https://www.jwbeef.com/contact-us>  
**Kentford Farm** 297 New London Turnpike Stonington CT 06378 (860) 572-7299 info@kentfordfarm.com  
**Knollery Farm** 70 Stony Brook Road Stonington CT 06378 (860) 535-0462  
**Liepold Pond Farm** 136 Liberty St Pawcatuck CT 06379 liepoldpond@gmail.com  
**Little Narragansett Bay Oyster Co.** 33 Coveside Lane Stonington CT 06378  
**Little Pond Farm** 305 Pequot Trail Stonington CT 06379  
**Manatuck Stables** 175 Barnes Rd Stonington CT 06378 (917) 345-1861 cpdix1@gmail.com  
**Maple Lawn Farm** 267 Taugwonk Td Stonington CT 06378 (860) 514-9889 maplelawnfarmct@yahoo.com  
**Mataura Sportfishing** 255 Cedar Rd Mystic CT 06355 (800) 605-6265 nan-tuck@comcast.net  
**Ogden Farms** 117 North Anguilla Road Pawcatuck CT 06379  
**Old Cronin Farm**  
**Passionfruit Estate** 78 Cutler Street Stonington CT 06378 (860) 535-2068  
**Pequot Plant Farm** 591 Wheeler Road Stonington CT 06378 (860) 535-1785 pequotplantfarm@comcast.net  
**Perry's Tree Farm** 1307 Pequot Trail Stonington CT 06378 (860) 912-2997  
**Seafood Etc.** 2 S Broad St Pawcatuck CT 06379 (860) 599-4690  
**Sea Well Seafood 2** 3 Liberty St Pawcatuck CT 06379 (860) 599-2082 seawellseafoodinc@gmail.com  
**SeaWell Seafood 1** 4 High St Stonington CT 06378 (860) 415-9210 seawellseafoodinc@gmail.com  
**Spur Farm**  
**Starry Night Farm** 368 Mistuxet Avenue Stonington CT 06378 (860) 460-6939  
**Stillmeadow Farm** 116 Al Harvey Rd Stonington CT 06378 (860) 821-9492  
**Stone Acres Farm** 393 North Main Street Stonington CT 06378 (860) 245-4414 jane@stoneacresfarm.com  
**Stonington Farms Shellfish** 28 East Main Street Mystic Noank CT 06355 (860) 501-1517 flashlitesyc@yahoo.com  
**Stonington Gardens** 154 Lantern Hill Rd Mystic Connecticut (860) 536-7720 jim@stoningtongardens.com  
**Stonington Kelp Co.** (860) 389-8055 stoningtonkelpco@gmail.com  
**Stonington Seafood Harvesters** 4 High Street Stonington CT 06378  
**Walnut Hill Farm**  
**Wehpittituck Farmstand** 221 Cove Rd Stonington CT 06378 (512) 962-2539 wehpittituckfarm@gmail.com  
**Wheeler Farm**  
**White Clover Farm** 125 Miner Pentway Pawcatuck CT 06379 (860) 857-7146 whitecloverfarmct@gmail.com  
**White Oak Farm** 630 Al Harvey Rd Stonington CT 06378-1501 (860) 536-2588  
**Wolf Neck Farm Biodynamique** 188 Wolf Neck Road Stonington CT 06378 (860) 536-4280



## ARTS & CULTURE

**David Brown** 155 Ingham Hill Road. Old Saybrook CT 06475 (860) 575-2387 hayhouseonline@gmail.com  
**Dennis Sirrine Gallery** 155 Water St Stonington CT 06378 (860) 287-9320 sirrinestudio@gmail.com  
**Emerson Theater Collaborative** 23 Willow St Mystic CT 06355 (860) 705-9711 info@emersontheatercollaborative.org  
**Green Planet Films** 22 Bayview Ave #75 Stonington CT 06378 (415) 377-5471 suzanne@greenplanetfilms.org  
**Howling Hound Dogs** 4 Deans Mill Rd Stonington CT 06378 (860) 235-6719 howlinghounddogsband@gmail.com  
**James Merrill House** 107 Water St Stonington CT 06378 (860) 535-4112 bergin.jmh@gmail.com  
**La Grua Center** 32 Water St. P.O. Box 342 Stonington CT 06378 (860) 535-2300 director@lagruacenter.org  
**Mystic & Noank Library** 40 Library St Mystic CT 06355 (860) 536-7721 info@mysticnoanklibrary.org  
**Mystic Film Festival** 303 Ridgewood Dr Mystic CT 06355 (347) 731-4003 shareen@mysticfilmfestival.com  
**Mystic Luxury Cinemas** 27 Coogan Blvd Mystic CT 06355 (860) 536-4228 Comments@MysticLuxuryCinemas.com  
**Mystic Revealed Guided Tours** 62 Greenmanville Ave Mystic CT 06355 (781) 254-3677 info@mysticrevealed.com  
**Noank-Mystic Community Bands** P.O. Box 9266 Noank CT 06340 (860) 536-6318 bgibbs5@yahoo.com  
**Saori Stonington Borough** 158 Water St, Stonington, CT 06378 (860) 536-3089 SAORI.stoningtonborough@gmail.com  
**Russ Kramer Gallery** 48 W Main St Groton CT 06340 (813) 748-6470 russ@russkramer.com  
**Salt Marsh Opera** 65 Cutler St Stonington CT 06378 (860) 535-0753 info@saltmarshopera.org  
**Stonington Historical Society** 40 Palmer St Stonington CT 06378 (860) 535-8445 stoningtonhistory.org/contact/  
**Studio Jeffrey P'an** 25 Roosevelt Ave Suite 1 Mystic CT 06355 (860) 536-9274 info@studiojeffreypan.com  
**Studio M LLC** 29 Cottrell St Mystic CT 06355 (860) 536-5000 mara@studiomframing.com  
**The Velvet Mill** 22 Bayview Ave, Stonington, CT 06378 (917) 915-6340 epivco@gmail.com

## ATTRACTIONS

**Stonington Garden Tour & Club** 19-23 Broad St Stonington CT 06378 stoningtongardentour@gmail.com  
**Fields of Fire Adventure Park** (860) 449-4628 info@fieldsoffiremystic.com  
**Foxwoods Casino** 350 Trolley Line Blvd Ledyard CT 06338 (860) 312-3000 www.foxwoods.com/about/contact-us/  
**Mohegan Sun Casino** 1 Mohegan Sun Blvd Uncasville CT 06382 (888) 226-7711 onlinecustomerservice@mohegansun.com  
**Mystic Aquarium** 55 Coogan Blvd Mystic CT 06355 (860) 572-5955 info@mysticaquarium.org  
**Mystic Seaport** 75 Greenmanville Ave Mystic CT 06355 (860) 572-0711 https://www.mysticseaport.org/contact-us/  
**Mystified Escape Room** 7 W Main St Mystic CT 06355 (860) 536-1616 info@mystifiedct.com

## CARE SERVICES

**Always Home Inc** 119 High Street Mystic CT 06355 (860) 345-0222 home@alwayshome.org  
**Apple Rehab Mystic** 28 Broadway Ave Mystic CT 06355 (860) 536-9655 fax-mary-eliz@apple-rehab.com  
**Dynamic Physical Therapy LLC** 158 S Broad St Pawcatuck CT 06379 (860) 599-0819 dynamicphysical@gmail.com  
**Four Paw Veterinary Services** 151 Cow Hill Rd Mystic CT 06355 (860) 536-4204 fourpawsvet@snet.net  
**Hartford HealthCare** 100 Perkins Farm Dr Dr Mystic CT 06355 (860) 545-5000 https://hartfordhealthcare.org/contact-us  
**Head to Heels Medical and Bodywork** Mystic CT 06355 (860) 326-6034 headtoheels@yahoo.com  
**HomeLife Companions & Homemakers LLC** 1 Fort Hill Rd Groton CT (860) 245-5148 bryan@homelifecompanions.com  
**Horses Healing Humans Inc.** 340 New London Turnpike Stonington CT 06378 (860) 572-2942 horseshealinghumansinc@gmail.com  
**Massage Therafix** 10 Croft Ct Pawcatuck CT 06379 (860) 333-8801 messagetherafix@gmail.com  
**Mind Matters LLC** 801 Poquonnock Rd Groton CT 06340 (860) 449-2903 shoreline.mindmatters@gmail.com  
**Northeastern Veterinary Care** 144 Whitehall Ave Mystic CT 06355 (860) 980-3047 nevcc@northeasternvetcare.com  
**Safe Futures** 16 Jay St New London CT 06320 (860) 447-0366 info@safefuturesct.org  
**Seniors Helping Seniors** 34 Water Street Mystic CT 06355 (860) 536-4767 maria.shsmystic@gmail.com  
**Solace Nutrition** 10 Alice Ct Pawcatuck CT 06379 (888) 876-5223 https://www.solacenutrition.com/contact/  
**Stonington Veterinary Hospital** 785 Stonington Rd Stonington CT 06378 (860) 535-3011 stoningtonvet@gmail.com  
**TVCCA Retired Seniors Volunteer** 401 W Thames St Norwich CT 06360 (860) 899-1365 https://www.tvcca.org/contact-us/



## EDUCATION

**New England Science & Sailing Foundation** 72 Water St Stonington CT 06378 (860) 535-9362 office@nessf.org  
**Yellow Farmhouse Education Center** 389 N Main St Stonington CT 06378 (860) 415-6031 info@yellowfarmhouse.org  
**YMCA** 1 Harry Austin Dr Mystic CT 06355 (860) 536-3575 massagetherafix@gmail.com

## HEALTH & ELDERCARE

**Masonicare at Mystic** 45 Clara Dr Mystic CT 06355 (860)  
**Mystic Geriatrics LLC** 107 Wilcox Rd #115 Stonington CT 06378 (860) 536-5302 agewell@mysticgeriatrics.com  
**Pendleton Health and Rehabilitation** 44 Maritime Drive Mystic Connecticut 06355 (860) 572-1700  
**Retired Senior & Volunteer Program** (860) 889-2648  
**Sails Up 4 Cancer** 23 East Main St PO Box 623 Mystic CT 06355 info@su4c.org  
**StoneRidge** 186 Jerry Browne Road Mystic CT 06355 (860) 536-9700 https://www.stoneridgelcs.com/contact/

## FINANCIAL

**ChangeFi** 16845 Von Karman Ave Suite 200 Irvine CA 92606 contact@thechangecompany.com  
**Edward Jones - Jim Bates** 34 Water St Unit 4 Mystic CT 06355 (860) 536-2808 jim.bates@edwarjones.com  
**Lansdowne Wealth Management** 34 Water St Mystic CT 06355 (860) 245-5078 bhenderson@lwmwealth.com  
**Merrill Lynch Wealth Management** 27 Coogan Blvd Mystic CT 06355 (800) 937-0856 ml.com/contact-us.html  
**Mystic Financial Group** 12 Roosevelt Avenue Mystic CT 06333 (860) 495-0417 info@mysticfinancialgroup.com  
**Sound Portfolio Advisors** 28 Cottrell St # 28G Mystic CT 06355 (860) 572-2737 tparker@soundportfolios.com  
**Stifel - Mystic** 38 E Main St Mystic CT 06355 (860) 440-3373 https://www.stifel.com/contact-us  
**Sunny Lending LLC** 438 N Frederick Ave Unit 225 Gaithersburg MD 20877 USA (240)-690-4757

## FOOD & BEVERAGE

**85th Day Food Community** Stonington CT 85thdayllc.com/contact-us  
**Anthony J's Bistro** 6 Holmes Street Mystic CT 06355 (860) 536-0448 deb@wizardofpaws.net  
**Barley Head Brewery** 12 Water St. Mystic CT 06355 info@barleyheadbrewery.com  
**Beer'd Brewing Co. - The Mill** 22 Bayview Ave Stonington CT 06378 (860) 213-9307 taproom@beerdbrewing.com  
**Big Y World Class Market** 79 Stonington Road Stonington CT 06378 (860) 536-5813 www.bigy.com/ContactUs  
**Black Dahlia Baking Co.** 6 Downer Street Pawcatuck CT 06379 (401) 368-7616 blackdahliabakingcompany@gmail.com  
**Bogue's Alley** 11 W Broad St Pawcatuck CT 06379 (860) 599-5883 boguesalley@gmail.com  
**Breakwater** 66 Water Street Stonington CT 06378 (860) 415-8123 info@breakwaterstonington.com  
**C. C. O'Brien's** 8 Mechanic St Pawcatuck CT 06379 (860) 599-2034 ccobriens@aol.com  
**Capizzano Olive Oils & Vinegars** 5 Coggsell St Pawcatuck CT 06379 (860) 495-2187 Capizzanoco@Gmail.com  
**Captain Daniel Packer Inne** 32 Water St Mystic CT 06355 (860) 536-3555 allie@danielpacker.com  
**Clyde's Cider Mill** 129 N Stonington Rd. Mystic CT 06355 (860) 536-3354 ClydesCider@att.net  
**Denison Farmers Market** 120 Pequotsepos Rd. Mystic CT 06355 (860) 536-9248 www.denisonhomestead.org  
**Dog Watch Cafe** 194 Water St. Stonington CT 06378 (860) 415-4510 info@dogwatchcafe.com  
**Dutch's** 2 Prospect St Pawcatuck CT 06379 (860) 271-1569 dutchs860@gmail.com  
**Engine Room** 14 Holmes Street Mystic CT 06355 (860) 415-8117 press@oysterclubct.com  
**Extra Virgin Oil Store** 27 Coogan Blvd #15d Mystic CT 06355 (860) 536-1916 sjc@extravirginoilstore.com  
**Go Fish Restaurant** 22 27 Coogan Blvd Mystic CT 06355 (860) 536-2662 info@gofishct.com  
**Indigo Bleu** 134 Water St Stonington CT 06378 (860) 535-2624 indigobleustonington@gmail.com  
**Indulge Coffee and Sandwich Co.** 17 High St Stonington CT 06378 (860) 415-8575 indulgecoffeeco@hotmail.com  
**Jealous Monk** 27 Coogan Blvd Building #20 Mystic CT 06355 (860) 536-6665 michael@jealous-monk.com  
**Johnny's Peking Tokyo** 12 Coogan Blvd Mystic CT 06355 (860) 572-9991



**Loveridge Place - Pawcatuck** 15 Palmer St Pawcatuck CT 06379 (860) 495-2664 loveridgeplace@gmail.com  
**Macondo** 530 Stonington Rd Stonington CT 06378 (860) 980-3421 hi@welcometomacondo.com  
**McQuade's Marketplace** 14 Clara Dr Mystic CT 06355 (860) 536-2054  
**Mel's Downtown Creamery** 37 W Broad St Pawcatuck CT 06379 (860) 599-1363 info@melsdowntowncreamery.com  
**Mia's Cafe** 1 W Broad St Pawcatuck CT 06379 (860) 599-3840 ptcafe1@gmail.com  
**Milagro Cafe** 142 Water St Stonington CT 06378 (860) 535-8178 milagrocafe@gmail.com  
**Mystic Cheese Co.** 225 Leonard Dr #2A Groton CT 06340 (860) 326-5019 info@mysticcheese.co  
**Mystic Market East** 1 Williams Ave Mystic CT 06355 (860) 572-7992 mysticmarket.com/mystic-market-east/contact.php  
**Mystic Market West** 375 Noank Rd Mystic CT 06355 (860) 536-1500 mysticmarket.com/mystic-market-west/contact.php  
**Noah's Restaurant** 113 Water St. Stonington CT 06378 (860) 535-3925 andrew@noahsfinefood.com  
**Noble Smokehouse** 4 Roosevelt Ave Mystic CT 06355 (860) 415-9564 noble.smokehouse@gmail.com  
**Phoenix Dining and Entertainment** 215 Liberty St Pawcatuck CT 06379 (860) 885-4551 bfortin.phoenix@gmail.com  
**Red 36** 2 Washington St Mystic CT 06355 (860) 536-3604 events@red36ct.com  
**Rum Tropic** 22 Bayview Ave suite 47, Stonington, CT 06378 (860) 579-4970 [http://rumtropic.us/?page\\_id=7](http://rumtropic.us/?page_id=7)  
**S&P Oyster Restaurant and Bar** 1 Holmes Street Mystic Connecticut (860) 536-2674 sales@sp-oyster.com  
**Saltwater Farm Vineyard** 349 Elm Street Stonington CT 06378 (860) 415-9072 info@saltwaterfarmvineyard.com  
**Sea Swirl of Mystic** 30 Williams Ave #2915 Mystic CT 06355 (860) 536-3452 info@seaswirlofmystic.com  
**Sift Bake Shop** 5 Water St Mystic CT 06355 (860) 245-0541 info@siftbakeshopmystic.com  
**Somewhere In Time** 3175 Gold Star Highway Mystic CT 06355 (860) 536-1985 tkersteter25@comcast.net  
**Sticky Situations** 27 Coogan Blvd #15a Mystic CT 06355 (860) 536-1916 info@stickysituationshoney.com  
**Stonington Pizza Palace** 530 Stonington Rd Stonington CT 06378 (860) 535-0886 stoningtonpizza@gmail.com  
**Stonington Vineyards** 523 Taugwonk Rd. Stonington CT 06378 (860) 535-1222 info@stoningtonvineyards.com  
**T Quinn Vietnamese Cuisine** 20 Mechanic St Pawcatuck CT 06379 (860) 495-0385 tquinnvcuisine@gmail.com  
**Velvet Espresso Bar** 22 Bayview Ave Stonington CT 06378 (401) 207-0240  
**Water Street Caf/©** 143 Water St Stonington CT 06378 (860) 535-2122  
**Whitecrest Eatery** 22 Bayview Ave #14 Stonington CT 06378 (860) 980-0984 abbey@whitecresteatery.com  
**Woodfella's Pizza and Wings** 22 Bayview Ave Stonington CT 06378 (860) 715-9663 bob@woodfellaspizza.com  
**Zest Fresh Pastry** 22 Bayview Ave #1A Stonington CT 06378 (860) 381-0771 zest@zestfreshpastry.com

## HOSPITALITY

**America's Best Value Inn** 812 Stonington Rd Stonington CT 06378-2524 (860) 535-2843  
**Days Inn** 55 Whitehall Avenue Mystic CT 06355 (860) 572-0574  
**Hampton Inn and Suites Mystic** 6 Hendel Drive Mystic CT 06355 (860) 536-2536 help.hilton.com/s/contactsupport  
**Hilton Mystic** 20 Coogan Blvd Mystic CT 06355 (860) 572-0731 <https://help.hilton.com/s/contactsupport>  
**Holiday Inn Express Mystic- Groton** 6 Coogan Boulevard Mystic CT 06355 US (860) 572-7001  
**Howard Johnson Inn** 253 Greenmanville Ave Mystic CT 06355 (860) 415-3215 wyndhamhotels.com/hojo/contact-us  
**Inn at Mystic** 3 Williams Ave Mystic CT 06355 (860) 536-9604 reservations@innatmystic.com  
**La Quinta Inn & Suites** 249 Liberty St Pawcatuck CT 06379 (860) 599-2400 customercare.facebook@wyndham.com  
**Mermaid Inn at Mystic** 2 Broadway Ave Mystic CT 06355 (860) 287-4246 mermaidinnofmystic@gmail.com  
**Mystic Marriott Hotel & Spa** 625 N Rd Groton CT 06340 (860) 446-2600 www.marriott.com/marriott/contact.mi  
**Quality Inn** 48 Whitehall Ave Mystic CT 06355 (860) 980-3257  
**Spicer Mansion** 15 Elm Street Mystic CT 06355 (860) 245-4621 reservations@spicermansion.com  
**The Inn at Stonington** 60 Water St Stonington CT 06378 (860) 535-2000 innkeeper@innatstonington.com  
**The Whalers Inn** 20 E Main St Mistic CT 06355 (860) 536-1506 sales@whalersinnmystic.com

## MANUFACTURING

**Acme Wire Productions Co. Inc** 7 Broadway Extension Mystic CT 06355 (860)-572-0511 info@acmewire.com  
**Alupower Inc.** 82 Mechanic St. Pawcatuck CT 06379 (860) 599-1100  
**Davis Standard** 1 Extrusion Dr Pawcatuck CT 06379 (860) 407-6177 info@davis-standard.com  
**Enko Chem** 62 Maritime Dr Mystic CT 06355 info@enkochem.com



**General Dynamics Electric Boat** 75 Eastern Point Road Groton CT 06740 (860) 433-3000 info@gdeb.com  
**Pfizer** 280 Shennecossett Road Groton CT 06340 (860) 441-4100 https://www.pfizer.com/contact/email  
**The Cooper Group** 25 White Rock Bridge Rd Pawcatuck CT 06379 (860) 599-2481 brian@thecoopergroupct.com  
**Yardney Technical Products** 2000 S County Trail East Greenwich RI 02818 (401) 471-6580 www.eaglepicher.com/contact-us/

## MARITIME

**Argia Mystic Cruises** 12 Steamboat Wharf Mystic CT 06355 (860) 536-0416 argiamystic.com/Argia\_ContactUs.aspx  
**Cardinal Cove Marina** 18A Harborview Terrace Stonington CT 06378 (860) 235-5545  
**Coastline Surf and Paddle** 1027 Pequot Trail Stonington CT 06378 (860) 460-4377 coastlinesurfpaddle@gmail.com  
**Connors & O'Brien Marina** 197 Mechanic St Pawcatuck CT 06379 (860) 599-5567 tigermarinellc@gmail.com  
**Coveside Marina** 830 Stonington Rd Stonington CT 06378 (860) 535-2276 https://lockwoodmarinas.com/contact/  
**Docko Inc.** 14 Holmes St Mystic CT 06355 (860) 572-8939 office@docko.com  
**Dockside Electronic Services** 18 Stafford St Mystic CT 06355 (860) 536-1919 service@dockside-electronics.com  
**Dodson Boat Yard** 194 Water St Stonington CT 06378 (860) 535-1507 office@dodsonboatyard.com  
**Don's Dock** 228 N. Water St Stonington CT 06378 (860) 535-0077 donsdockmarina@gmail.com  
**Greenhaven Marina** 31 Riverside Dr Pawcatuck CT 06379 (860) 599-1049  
**Gwenmor Marina** 12 Roseleah Dr Mystic CT 06355 (860) 536-0281 info@gwenmor.com  
**Helen III** 181 Thames St Groton CT 06340 (860) 460-8793 captpret@helenIII.com  
**Mason's Island Marina** 24 Old North Road Mystic CT 06355 (860) 536-2608 jack@masonsislandmarina.net  
**Mechanic Street Marina** 179 Mechanic St Pawcatuck CT 06379 (860) 495-2042 mechanicstreetmarina@gmail.com  
**Mystic River Marina** 36 Quarry Road Mystic CT 06355-0066 (860) 536-3123 Info@MysticRiverMarina.com  
**Mystic Seaport Museum** 75 Greenmanville Ave Mystic CT 06355-0990 (860) 572-0711 info@mysticseaport.org  
**Mystic Shipyard East** 18 Stafford St Mystic CT 06355-2852 (860) 536-4882 info@mysticshipyard.com  
**Mystic Yacht Charter** 101 Greenmanville Ave Mystic CT 06355 (401) 678-6740 Info@AntiqueYachtCollection.com  
**Norwest Marine** 7 River Road Pawcatuck CT 06379 (860) 599-2442 madison@norwestmarine.com  
**Safe Harbor Mystic** 56 Roseleah Dr Mystic CT 06355 (860) 536-2293 nahlborn@shmarinas.com  
**Shaffer's Marina** 111 Masons Island Rd Mystic CT 06355 (860) 536-8713 shaffersmarina@gmail.com  
**Stonington Marina** 926 Stonington Rd Stonington CT 06378 (860) 599-4730 paulk@stoningtonmarina.com  
**Walkers Marina** 54 Island Rd Stonington CT 06378

## REAL ESTATE

**Century 21 Shutters and Sails** 41 E Main St Mystic CT 06355 (860) 331-1510 info@c21shuttersandsails.com  
**Arruda Real Estate Assoc.** 41 Williams Avenue Mystic CT 06355 (860) 536-9500 info@arrudare.com  
**Berkshire Hathaway HomeServices** 224 Post Road Westerly RI 02891 (401) 637-4800 bhhsneproperties.com  
**Bridget Morrissey Real Estate** 6 Greenmanville Ave Unit 3 Mystic CT 06355 (860) 857-5165  
**Greg Broadbent Real Estate** 27 Coogan Blvd #1b Mystic CT 06470 (860) 460-6939 email@gregbroadbent.com  
**Market Realty LLC** 28 Cottrell St # 28E Mystic CT 06355 (860) 572-1155 buymystic@aol.com  
**Randall Realtors** 22 Holmes St Mystic CT 06355 (860) 572-9099 socialmedia@randallrealtors.com  
**Russ Real Estate** 26 Brucker Pentway Pawcatuck CT 06379 (860) 599-5997 randy.ree@juno.com  
**Seaboard Properties** 108 Water St Stonington CT 06378 (860) 535-8364 seaboardproperties@yahoo.com  
**Seaport Real Estate Services** 12 Roosevelt Ave Mystic CT 06355 (860) 245-9200 info@seaportre.com  
**Switz Real Estate** 117 Water St Stonington CT 06378 (860) 572-9501 inquiry@switzre.com  
**Village & Shoreline Properties** 77 Main St Stonington CT 06378 (860) 425-8199 villageandshoreline@gmail.com  
**William Raveis Real Estate - Mystic** 39 E Main St Mystic CT 06355 (888) 699-8876 contact@racveis.com



## RETAIL

**A Thyme To Cook Inc.** 426 NW Corner Rd, North Stonington, CT 06359 (860) 887-5932 athymetocook.com/contact/  
**Alpha Audio Works** 44 Washington St, Mystic, CT 06355 (860) 572-0460 info@alphaaudioworks.com  
**Andria Bird** 47 Holmes Street Second Floor, Mystic, CT 06355 (860) 389-8646 loveandriabird@gmail.com  
**B. Carver's Boutique** 27 Broadway Ave, Mystic, CT 06355 (860) 415-8127 bcarvershome@gmail.com  
**Bank Square Books** 53 W Main St, Mystic, CT 06355 (860) 536-3795 bsb@mysticbooksinc.com  
**Barazza** 107 Water St, Stonington, CT 06378 (860) 535-2025 info@barrazastyle.com  
**Bees Knees** Olde Mistick Village (860) 536-2337  
**Black Orchid Jewelers** 119 Water St, Stonington, CT 06378 (860) 535-3523 exoticgems@aol.com  
**Blonde Hanger Showroom** 22 Bayview Ave suite 68a, Stonington, CT 06378 (860) 912-1566 diane@blondehanger.com  
**Blue Bird Day** 149 Water St, Stonington, CT 06378 (860) 245-4766  
**Board and Brush** 80 Stonington Rd Suite A-2A, Mystic, CT 06355 (860) 325-1650 mystic@boardandbrush.com  
**Brambles and Bittersweet** 25 Meadowbrook Ln, Mystic, CT 06355 (860) 705-4174 csignemann@gmail.com  
**Carolyn Yost Estate Jewelry** 148 Water St, Stonington, CT 06378 (860) 535-8422  
**Catherine M. Clothing** 33 W Main St, Mystic, CT 06355 (860) 572-0817 cheryl@catherinemclothing.com  
**Company of Craftsman** 43 W Main St, Mystic, CT 06355 (860) 536-4189 thecompanyofcraftsmen@gmail.com  
**Curated: Fine Art & Luxury Goods Gallery** 27 Coogan Blvd #4c, Mystic, CT 06355 (800) 249-0129 info@curated.world  
**Franklin's General Store** 71 Cutler St., Stonington, CT 06378 (860) 536-1038 franklinsgeneralstorect@gmail.com  
**Fun Company** 7 W Broad St, Pawcatuck, CT 06379 (860) 535-9355 kyleanderson01@yahoo.com  
**Get Fired Up** 107 Wilcox Rd, Stonington, CT 06378 (860) 599-5015 jenn.gfu@gmail.com  
**Get Your Ears On!** 530 Stonington Rd, Stonington, CT 06378 (860) 536-6259 getyourearsen@yahoo.com  
**Glaze Hand Made** 114 Water St, Stonington, CT 06378 (860) 415-9396 info@glazehandmade.com  
**Grace Your Home** 135 Water St, Stonington, CT 06378 (860) 540-4401 https://graceyourhome.com/new-page  
**Grand & Water Antiques** 135 Water St, Stonington, CT 06378 (860) 535-2624 deb@grandandwater.com  
**Hamms Wine Cellar** 7 Liberty St, Pawcatuck, CT 06379 (860) 599-5959  
**Hana Floral Design** 14 Holmes St., Mystic, CT 06355 (860) 572-2929 info@hanafloraldesign.com  
**Holly Hock Farm Antiques** 152 Water St, Stonington, CT 06378 (860) 535-2624 segap06@msn.com  
**Hungry Palette** 105 Water St, Stonington, CT 06378 (860) 535-2021 hungrypallette@gmail.com  
**J Russell Jinishian Gallery** 74 S Broad St, Pawcatuck, CT 06379 (860) 245-4400 rjinishian@gmail.com  
**Katz Meow Antiques & Jewelry** 74 S Broad St, Pawcatuck, CT 06379 (860) 908-9815 peacockgolden@aol.com  
**Kelley's Pace** 27 Coogan Blvd #15c, Mystic, CT 06355 (860) 536-8175 info@KelleysPaceMystic.com  
**Krystal Bead Creations** 22 Bayview Ave #9, Stonington, CT 06378 (860) 694-9308 picardamy@gmail.com  
**La Maison Bleu** 132 Water St, Stonington, CT 06378 (860) 535-8256 indigobleustonington@gmail.com  
**Lassell's Carpet Center** 320 Liberty St, Pawcatuck, CT 06379 (860) 599-5656 lascpt@comcast.net  
**Lilywork Artisan Tile** 56 Lyme St, Old Lyme, CT 06371 (215) 859-8753 esther@lilyworktile.com  
**Lindberg Designs LLC** Stonington (860) 460-2465 erica@lindbergdesigns.com  
**Loving Life Boutique** 2 Mechanic St, Pawcatuck, CT 06379 (860) 591-1200 info@lovinglifeboutique.com  
**Maggie Lee Designs Studio North** 135 Water St, Stonington, CT 06378 (717) 569-6500 info@maggieleedesigns.com  
**Mine In Mystic** 16 Stonington Rd, Mystic, CT 06355 (860) 213-0892 mineinmystic@gmail.com  
**Mystic Cycle Center** 25 Stonington Rd, Mystic, CT 06355 (860) 572-7433 mcc@mysticcyclecentre.com  
**Mystic Knotwork** 25 Cottrell St, Mystic, CT 06355 (860) 889-3793 matt@mysticknotwork.com  
**Mystic Paint & Decorating** 50 Williams Ave, Mystic, CT 06355 (860) 572-7031 mysticpaintsanddecorating@gmail.com  
**Mystic Pet Shop** 28 E Main St, Mystic, CT 06355 (860) 572-4424 mysticpetshop@gmail.com  
**Mystic Sweet Shops** 7 W Main St, Mystic, CT 06355 (860) 536-1616 rlara37@aol.com  
**Naturali Home** 27 Coogan Blvd Bldg 2D, Mystic, CT 06355 (860) 417-5040 shop@naturali-home.com  
**Old Forge Audio** 22 Bayview Ave, #4D, Stonington, CT (860) 336-1723 triodedave@me.com  
**Peppergrass and Tulip** 30 W Main St, Mystic, CT 06355 (860) 536-1516 maryellengrills@yahoo.com  
**Pot of Green** 165 S Broad St # 1, Pawcatuck, CT 06379 (860) 599-3343 floristjudy@gmail.com  
**Pup Stop Pet Boutique** 125 Water St, Stonington, CT 06378 (860) 980-3558 Michelle.pupstop@gmail.com  
**Repertoire** 141 Water St, Stonington, CT 06378 (860) 222-0952 info@repertoirefurniture.com  
**Roberto Freitas American Antiques** 156 Water St, Stonington, CT 06378 (860) 535-1797 info@robertofreitas.com  
**Rochelle's Boutique Mystic** 11 Cottrell St, Mystic, CT 06355 (860) 415-9445 hello@rochellesboutiques.com



**Semolina Pasta Shop** 27 Coogan Blvd Mystic, CT 06355 (860) 536-1916 sjc@extravirginioilstore.com  
**Simply Majestic** 59 Williams Ave, Mystic, CT 06355 (860) 572-8074 majestinc@sbcglobal.net  
**Stonington Consign to Design** 109 Water St, Stonington, CT 06378 (203) 921-6377  
**Stonington Consign to Design** 109 Water St, Stonington, CT 06378 (203) 921-6377  
**Tom's Newstand** 133 Water St, Stonington, CT 06378 (860) 535-1276  
**Tucci Design** 120 Water St #1322, Stonington, CT 06378 203-858-3701  
**Verdant Floral Studio** 123 Water St, Stonington, CT 06378 (860) 535-9845 norma@verdantfloral.com  
**Verde Birdie** The Velvet Mill, 22 Bayview Ave suite 75, Stonington, CT 06378 (860) 415-3519 <https://www.verdebird->  
**William Cole Gift Shop** 862 Stonington Road Stonington, CT 06378 (860) 495-2033 williamcolehome@gmail.com

## SERVICES

**A Team Computers** 5 Fairview Dr Pawcatuck CT 06379 (401) 741-1828 support@ateamcomputerservice.com  
**ABC Photolab** 14 Clara Dr #2A Mystic CT 06355 (860) 572-0212 liz@abcphotolab.com  
**Advanced Group** 61 W Main St Mystic CT 06355 (860) 536-7663 david@advancedimprovementsllc.com  
**AGJO Printing & Copying** 163 S Broad St Pawcatuck CT 06379 (860) 599-3143 info@agjoprinting.com  
**Allure Dance Studios Ballroom** 231 High St Westerly RI 02891 (860) 245-8001 info@alluredancestudios.com  
**American General Building Services** 3 Woodland Ct Pawcatuck CT 06379-1239 (860) 514-9565 mcwovi@gmail.com  
**Anna Sawin Photography** Stonington CT (860) 608-4872 hello@annasawin.com  
**Antonio Hair Design** 59 Williams Ave Mystic CT 06355 (860) 536-0003 antoniohd@att.net  
**ASA Environmental Products Inc.** 22 Bayview Ave Stonington CT 06378 (860) 535-3931 info@ASAenvironmental.com  
**Atherton and Sons** 76 Voluntown Rd Pawcatuck CT 06379 (860) 599-4974 athertonmovers@att.net  
**B&M Landscaping LLC** 323 Clarks Falls Rd N Stonington CT 06359 (401) 575-3104 Office@BMLandscapingLLC.com  
**Barnes Moving & Storage** 46 New London Turnpike Mystic CT 06355 (860) 536-8960 barnesmoving@aol.com  
**Black Velvet Ink** 22 Bayview Ave #65A Stonington CT 06378 blackvelvetink.ct@gmail.com  
**Bring Me Sauna** 39A Beach St Westerly RI 02891 (860) 271-3470 bringmesauna@gmail.com  
**Charter Oak Scanning** 22 Bayview Ave #4A Stonington CT 06378 (860) 495-0005 info@charteroakscanning.com  
**Cherenzia and Associates** 25 Ledward Ave Westerly RI 02891 (401) 596-7747 sergio@cherenzia.com  
**CMB Creative Group** 52 Stanton Ln Mystic CT 06355 (860) 536-5870 courtney@cmbcreativegroup.com  
**CTM Media Group** 47 Main St #531 Old Mystic CT 06372 (860) 415-9387 lcapshaw@ctmmedia.com  
**Custom Sitework LLC** PO Box 622 Mystic CT 06355 (860) 422-4863 customsiteworkllc@yahoo.com  
**Dan The Auction Man** 33 Chapman Rd Stonington CT 06378 (860) 982-1505 auctionman96@sbcglobal.net  
**Dessa Lea Productions** Stonington CT (215) 266-2058 dessaleaproductions@gmail.com  
**Dog Guard ECT** Eastern Point Groton CT 06340 (860) 389-8369 eric@dogguardect.com  
**Duncklee Cooling and Heating** 296 Taugwonk Rd Stonington CT 06378 (860) 535-2552 jduncklee@dunckleeinc.com  
**E&H Laundry LLC** 165 S Broad St Pawcatuck CT 06379 (860) 599-5520 Stonington Clean & Fresh Landromat  
**Eastern Lock Service** 9 Oak Ln Ext Stonington CT 06378 (860) 245-3619 easternlock@yahoo.com  
**Evering Electric** 19 Cedar Grove Ln Pawcatuck CT 06379 (860) 495-5169 everingelectric@comcast.net  
**Fresh Startz** 36 West Broad Street Pawcatuck CT 06379 (860) 495-0377 cirodurante@outlook.com  
**Glamorous by Marie** 7 Roosevelt Ave Mystic CT 06355 (508) 345-6263 lamorousbymarie@gmail.com  
**Hair Unique** 12 Coogan Blvd #7 Mystic CT 06355 (860) 536-4976  
**Heather Hudson Photography** Pawcatuck CT (860) 514-5112 heather@heatherhudsonphotography.com  
**Hennavana** 2440 Gold Star Hwy Mystic CT 06355 (860) 917-9433 hennavana@gmail.com  
**Law Office of Salvatore Ritacco** 149 Liberty St Pawcatuck CT 06379 (860) 599-1111 office@ritaccolaw.com  
**Le Spa** 129 Water St Stonington CT 06378 (860) 800-9192 ashley@lespamystic.com  
**Leslie Driscoll ASID** 107 Wilcox Rd Suite #104 Stonington CT 06378 (860) 222-4113 driscolldesign@yahoo.com  
**Lorna Made Me Blush** 804 Stonington Rd Stonington CT 06378 (860) 917-8606 lorna@lornamademebushartistry.com  
**Marilyn's Bookkeeping Service** 28 Stillman Ave Pawcatuck CT 06379 (860) 908-1600 mbuck718@gmail.com  
**Masonry by Fusaro** 43 Mary Hall Rd Pawcatuck CT 06379 (860) 912-0420 jfusaromasonry@gmail.com  
**Meg Lyons Architect** 590 N Main St Stonington CT 06378 (860) 227-3337 meglyonsaia@gmail.com  
**Michael McKinley and Associates** 146 Water St Stonington CT 06378 (860) 535-4532 kathy@mckinleyarchitects.com  
**Modern Barber & Shave** 110 W Broad St Pawcatuck CT 06379 (860) 924-2992 modernbarbering@gmail.com  
**My Dog's Place** 50 Taugwonk Spur Rd Stonington CT 06378 (860) 572-7755 amydogsplace@aol.com

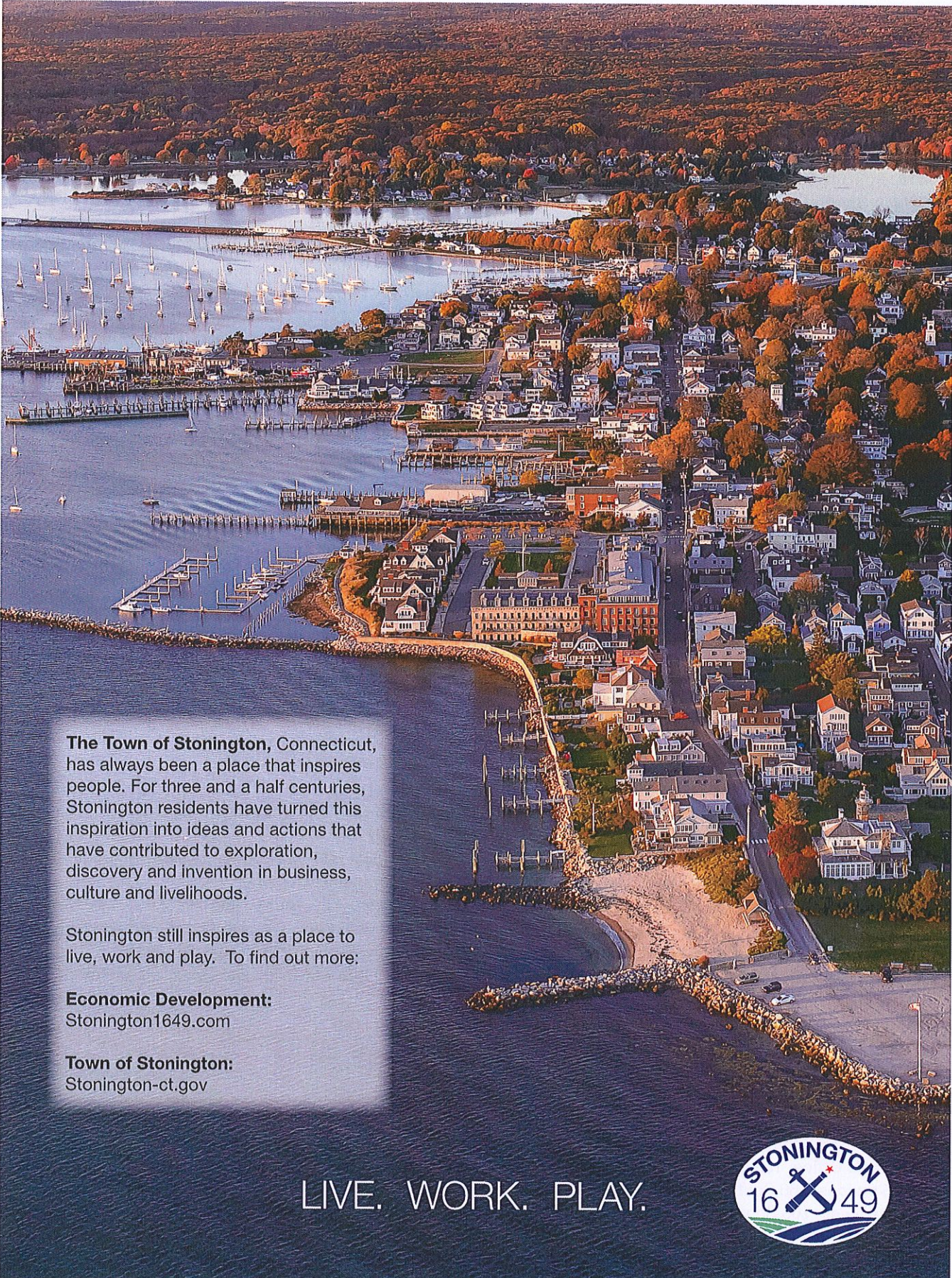


**My Screen Print Guy** 46 Taugwonk Spur Rd Unit 3 Stonington CT 06378 (860) 788-5566 rob@hotfootproductions.com  
**MYS-TV Studios** Mystic CT (860) 625-0094 director@mysttv.com  
**Mystic River Building Company** 67 New London Tpk Mystic CT 06355 (860) 536-0102 mysticriverbuilding.com/contact-us  
**Mystic River Hair and Nails** 7 Roosevelt Ave Mystic CT 06355 (860) 460-0475 dbell.hair@gmail.com  
**Mystic Yoga Shala** 80 Stonington Rd #2b Mystic CT 06355 (860) 536-0237 info@mysticyogashala.com  
**MysticFit24** 14 Clara Dr Mystic CT 06355 train@mysticfit24.com  
**Naily's Sewing Studio** 165 S Broad St STE 16 Pawcatuck CT 06379 (860) 865-8158 pcheolka@mail.ru  
**Neal M. Bobruff Attorney at Law** 27 Coogan Blvd Building 3A Mystic CT 06355 (860) 536-3430 neal@bobrufflaw.com  
**Next Tech Solutions** 158 S Broad St Pawcatuck CT 06379 (401) 326-4463 info@nexttech.solutions  
**Noank Electric** 252 S Broad St Pawcatuck CT 06379 (860) 495-2116 office@noankelectric.com  
**Northeast Power Yoga** 22 Bayview Ave Stonington CT 06378 (860) 501-8970 northeastpoweryoga.org/contact-us/  
**Nourish Aesthetics LLC** 11 Main St Mystic CT 06355 (860) 205-8294 nita@nourishaestheticsct.com  
**Olo Hair Studio** 27 Broadway Ave. Mystic CT 06355 (860) 287-6737 https://olohairstudio.glossgenius.com/contact  
**Pawcatuck Roofing** 20 S Anguilla Rd Pawcatuck CT 06379 (860) 599-1024 pawcatuck.roofing@comcast.net  
**PC (ProClean)** 40 Taugwonk Spur Rd Stonington CT 06378 (860) 535-2002 michael@procleanct.com  
**Pier Cleaners** 80 Stonington Rd Mystic CT 06355 (860) 536-4018 https://www.piercleanersri.com/contact.html  
**Rhodes Collar** 11 Allen St Mystic CT 06355 (860) 213-0260 info@rhodescollar.com  
**Sails Up 4 Cancer** 23 E Main St Mystic CT 06355 (860) 383-5405 info@su4c.org  
**Salon Nevieve** 45 Williams Ave Mystic CT 06355 (860) 572-8000 salonnevieve@gmail.com  
**Shoreline Painting** 77 Stillman Ave Pawcatuck CT 06379 (401) 212-7180 dale@shorelinepaintingri.com  
**Shoreline Stone** 12 Alice Ct Pawcatuck CT 06379 (860) 599-0600 info@shorelinestone.com  
**Sign Guy and Sons** 39A Beach St Westerly RI 02891 (401) 533-6795 mail@signguyandsons.com  
**Smart Thermal Solutions** 437 Pequot Trail Pawcatuck CT 06379 (860) 373-8040 www.stherms.com/contact.html  
**S. Shore Heating & Cooling** 510 Greenhaven Rd Pawcatuck CT 06379 (860) 599-5370 southshoreheatcool@sbcglobal.net  
**Sperry Tents** 30 Taugwonk Spur Rd Stonington CT 06378 (888) 825-7542 info@sperrytents.com  
**Stonington Community Center (COMO)** 28 Cutler St Stonington CT 06378 (860) 535-2476 thecomo.org/contact-us  
**Stonington Free Library** 20 High Street Stonington CT 06478 (860) 535-0658 stonlib@stoningtonfreelibrary.org  
**Stonington Hair and Skin Solutions** 715 NL Tpke Stonington CT 06378 (860) 535-0125 info@stoningtonhairandskin.com  
**Stonington Housing Authority** 45 Sisk Drive Pawcatuck CT 06379 (860) 599-2600 stoningtonhousingauthority.org/  
**Stonington Meadows Banquet** 769 Stonington Rd Stonington CT 06378 (239) 451-9702 info@themedowsweddings.com  
**Surface Skin Care** 41 Williams Ave 2nd floor Mystic CT 06355 (860) 899-4493 info@surfaceskincarect.com  
**Synergyglue** Organizational Effectiveness Consulting (860) 271-6142 Leslie@synergyglue.com  
**T.F. Buxton** 102 S Broad St Pawcatuck CT 06379 (860) 599-8660 tfbuxton@comcast.net  
**Taylor Lawn Care** Stonington CT (860) 405-5722 TTaylorLawn@gmail.com  
**The Sugar Shack** 804 Stonington Rd Stonington CT 06378 (253) 906-8217 adi@thesugarshackct.com  
**Three R's Company** 210 Pequot Ave Mystic CT 06355 (860) 536-1407  
**TMG Cleaning Services** 800 Flanders Road #7-4 Mystic CT 06355 (860) 629-0031 tmgcompaniesllc.com/contact/  
**Vohana Salon** 1 Forsyth St Mystic CT 06355 (860) 536-1587 info@vohanasalon.com  
**Weathersby Restoration Arts** 77 Stillman Ave Pawcatuck CT 06379 (401) 269-8051 fred.paretta@weathersby-guild.com  
**White Eagle Computer Solutions** 1 Lema Dr Mystic CT 06355 (860) 460-4999 whiteeaglecomputer@gmail.com  
**Wild Love Hair Studio** 11 Main St Mystic CT 06355 (860) 861-5161 wildlovehairstudio@gmail.com  
**Zachry Nuclear Engineering** 14 Lords Hill Rd Stonington CT 06378 (860) 446-9725 zachrynuclear.com/about-us.php

## TOWN and EMERGENCY

**Animal Control** 173 South Broad Street Pawcatuck, CT 06379 (860) 599-4411  
**Emergency Management** 152 Elm St Stonington, CT 06378 (860) 535-5050 EOC: (860) 599-7585  
**Recreation** 166 South Broad Street Pawcatuck, CT 06379 (860) 535-5015  
**Selectmen's Office** 152 Elm Street Stonington, CT 06378 (860) 535-5050  
**Senior Services** 166 South Broad Street Pawcatuck, CT 06379 (860) 535-5015  
**Social Services** 166 South Broad Street Pawcatuck, CT 06379 (860) 535-5015  
**Stonington Police** 173 South Broad Street Pawcatuck, CT 06379 911 for Emergencies (860) 599-4411 Routine Calls  
**Town Clerk** 152 Elm St Stonington, CT 06378 (860) 535-5060





**The Town of Stonington, Connecticut,** has always been a place that inspires people. For three and a half centuries, Stonington residents have turned this inspiration into ideas and actions that have contributed to exploration, discovery and invention in business, culture and livelihoods.

Stonington still inspires as a place to live, work and play. To find out more:

**Economic Development:**  
[Stonington1649.com](http://Stonington1649.com)

**Town of Stonington:**  
[Stonington-ct.gov](http://Stonington-ct.gov)

LIVE. WORK. PLAY.







# TOWN OF LEDYARD

741 Colonel Ledyard  
Highway  
Ledyard, CT 06339-1511

---

**File #:** 22-384

**Agenda Date:** 10/4/2022

**Agenda #:** A.

---



# TOWN OF LEDYARD

741 Colonel Ledyard  
Highway  
Ledyard, CT 06339-1511

---

**File #:** 22-514

**Agenda Date:** 10/4/2022

**Agenda #:** B.

---

AGENDA REQUEST  
GENERAL DISCUSSION ITEM

**Subject:**

Yale/Harvard Regatta Festival 2023 - EDC Advanced Planning