



TOWN OF LEDYARD CONNECTICUT

Finance Committee

~ AMENDED AGENDA ~

741 Colonel Ledyard Highway
Ledyard, Connecticut 06339

Chairman
Kevin J. Dombrowski

Regular Meeting

Wednesday, May 17, 2023

5:00 PM

Town Hall Annex Building - Hybrid
Format

In -Person Location: Council Chambers - Town Hall Annex Building

Join Zoom Meeting from your Computer, Smart Phone or Tablet:

<https://us06web.zoom.us/j/84446703784?pwd=SG83TUptY2k2RnRMZWlPc25tUmtxQT09>

by Audio Only: Telephone: +1 646 558 8656; Meeting ID: 844 4670 3784; Passcode: 079622

- I. CALL TO ORDER
- II. ROLL CALL
- III. RESIDENTS & PROPERTY OWNERS COMMENTS
- IV. PRESENTATIONS / INFORMATIONAL ITEMS
- V. APPROVAL OF MINUTES

MOTION to approve the Finance Committee Regular Meeting Minutes of May 3, 2023

Attachments: [FIN-MIN-2023-05-03.pdf](#)

- VI. FINANCE DIRECTOR'S REPORT

Finance Director's Report

- VII. FINANCIAL REPORTS

Financial Reports

- Revenue Year to Date Report vs. Actuals- April 30, 2023
- Expenditure - Year to Date Report vs. Actuals - April 30, 2023

Attachments: [REVENUE REPORT - YEAR TO DATE VS ACTURAL-2023-04-30-Excludes April Taxes.pdf](#)
[EXPENDITURE REPORT - YEAR TO DATE VS ACTURAL-2023-04-030.pdf](#)
[REVENUE REPORT - YEAR TO DATE VS ACTURAL-2023-03-31.pdf](#)
[EXPENDITURE REPORT - YEAR TO DATE VS ACTUAL-2023-03-31.pdf](#)
[REVENUE REPORT - YEAR TO DATE VS ACTURAL-2023-01-31.pdf](#)
[EXPENDITURE REPORT - YEAR TO DATE VS ACTURAL2023-01-31.pdf](#)
[REVENUE REPORT - YEAR TO DATE VS ACTURAL2022-12-30.pdf](#)
[EXPENDITURE REPORT - YEAR TO DATE VS ACTURAL-2022-12-30.pdf](#)

VIII. OLD BUSINESS

1. Continued discussion regarding the status and possible changes to Capital Improvement Plan (CIP) and Capital Non-Recurring (CNR) Fund based on the American Rescue Act Funding (ARPA) and the process to approve ARPA Projects and expend ARPA Funding.

Attachments: [ARPA project accounting -2023-05-01.xlsx](#)

2. Discussion regarding potential uses for the funding received from the National Opioid Settlement Payments.

Attachments: [YOUTH SERVICES-IDEAS FOR - OPOID SETTLEMENT FUNDING-2023-04-25.pdf](#)
[LEDGE LIGHT-E-MAIL--RECEIVED OPOID LTR-2023-04-13.pdf](#)
[Final-Distributor-Settlement-Agreement-9321-Exhibit-Updates](#)
[Final-Janssen-Settlement-Agreement-rev-7-30-21 \(1\)](#)
[National Opioid Settlement Allocation Notice - Connecticut Janssen Pmts 1-4 and totals](#)
[OPIIOID SETTLEMENT FUNDING -REQUEST USE](#)
[RECOMMENDATIONS-LEDGE LIGHT-LTR-2023-04-13.pdf](#)
[OPIOD SETTLEMENT FUNDING -REQUEST USE](#)
[RECOMMENDATIONS-YOUTH SERVICES-LTR-2023-04-13.pdf](#)

3. Continued discussion regarding potential uses of the revenue received from Public Act No.21-58 “An Act Concerning Solid Waste Management” in accordance with “Resolution Regarding Revenues Received from Beverage Container Surcharges” adopted on June 8, 2022.

Attachments: [NIP Bottle tax data through March 31 2023.xlsx](#)
[003-2022-JUN-08- RES-BEVERAGE REVENUES-2022-06-08.docx](#)
[PUBLIC ACT 21-58-SOLID WASATE](#)
[MANAGMENT-2022-06-21.pdf](#)

4. Any other Old Business proper to come before the Committee.

IX. NEW BUSINESS

1. MOTION to appoint CliftonLarsonAllen LLP to conduct auditing services for the General Government, WPCA, and Schools for the fiscal year ending June 30, 2023, in accordance with Chapter III, Section 11 of the Town Charter.

****Add on****

2. MOTION to grant a bid waiver to WMC Consulting Engineers in the amount of \$478,000 for RFQ/RFP 2023-07 (Engineering Services-Whitford Brook Watershed Infrastructure Improvements) due to not receiving three bids; in accordance with Ordinance #200-001 (rev 1) “An Ordinance for Purchasing”.

Attachments: [WMC Whitford Brook Watershed RFP 2023-07.pdf](#)
[SLR Whitford Brook Watershed RFP 2023-07.pdf](#)

3. Any other New Business proper to come before the Committee.

X. ADJOURNMENT

DISCLAIMER: Although we try to be timely and accurate these are not official records of the Town.



TOWN OF LEDYARD

741 Colonel Ledyard
Highway
Ledyard, CT 06339-1511

File #: 23-1653

Agenda Date: 5/17/2023

Agenda #:

MINUTES

Minutes:

MOTION to approve the Finance Committee Regular Meeting Minutes of May 3, 2023



TOWN OF LEDYARD
CONNECTICUT
TOWN COUNCIL
HYBRID FORMAT

741 Colonel Ledyard Highway
Ledyard, CT 06339

860 464-3203
Roxanne Maher

Chairman Kevin J. Dombrowski

MINUTES
FINANCE COMMITTEE
REGULAR MEETING

Wednesday, May 3, 2023

5:00 PM

Annex Meeting Room - Video Conference

DRAFT

- I. CALL TO ORDER - The Meeting was called to order by Councilor Saums at 5:00 p.m. at the Council Chambers Town Hall Annex Building.

Councilor Saums welcomed all to the Hybrid Meeting. He stated for the Town Council Finance Committee and members of the Public who were participating via video conference that the remote meeting information was available on the Agenda that was posted on the Town’s Website – Granicus-Legistar Meeting Portal.

- II. ROLL CALL

Attendee Name	Title	Status	Location	Arrived	Departed
Andra Ingalls	Town Councilor	Present	Ln-Person	5:00 pm	5:30 pm
Tim Ryan	Town Councilor	Present	In-Person	5:00 pm	5:30 pm
Bill Saums	Town Councilor	Present	In-Person	5:00 pm	5:30 pm
Mary McGrattan	Town Councilor	Present	Remote	5:00 pm	5:30 pm
S. Naomi Rodriguez	Town Councilor	Present	In-Person	5:00 pm	5:30 pm
Fred Allyn, III	Mayor	Present	In-Person	5:00 pm	5:30 pm
Matt Bonin	Finance Director	Present	In-Person	5:00 pm	5:30 pm
Roxanne Maher	Administrative Assistant	Present	Remote	5:00 pm	5:30 pm

- III. RESIDENTS AND PROPERTY OWNERS COMMENTS

Councilor Saums noted the Finance Committee and others in attendance this evening were wearing bow ties or the color green in memory of Conor Irwin, noting that today would have been his 21st Birthday.

Councilor Irwin and Mrs. Irwin stopped by the Meeting and thanked the Finance Committee for the remembrance of their son Conor who passed away on December 5, 2016 at the age of 14 in a tragic skateboarding accident. Mrs. Irwin stated seeing everyone wearing green to remember their son meant the world to them. She stated the *Conor Irwin Memorial Classic Race* honored their son Conor, who was an intelligent, funny, kind, and an amazingly fast young man. She stated people could participate in the event from May 3, 2023 – June 11, 2023. She stated all the proceeds from the race would go directly to the *Conor Irwin Memorial Fund* which provided scholarships to

deserving students. She stated the 2023 the *Conor Irwin Memorial Classic* would again offer both a live and a virtual option. The live event would be held at Ledyard High School on June 10, 2023 at 9 a.m. on the *Conor S. Irwin Memorial Cross Country Course*. She stated Awards would be given to the top winners in their age groups. She stated this year they have raised the most money for the Scholarship and that more details regarding the Race was available on-line <https://runsignup.com/Race/CT/Ledyard/ConorIrwinMemorialClassic>.

IV. PRESENTATIONS/INFORMATIONAL ITEMS – None.

IV. REVIEW AND APPROVAL OF PRIOR MEETING MINUTES

MOTION to approve the Regular Minutes of April 19, 2023
 Moved by Councilor Ryan, seconded by Councilor Ingalls

VOTE: 3 – 0 Approved and so declared

V. FINANCE DIRECTOR'S REPORT

Finance Director Matthew Bonin stated that he would address items during the meeting.

VI. FINANCIAL REPORTS

Finance Director Matthew Bonin noted that the Year-to-Date Financial Reports for April 30, 2023 would be presented at the Finance Committee’s May 17, 2023 meeting.

VIII. OLD BUSINESS

1.

Capital Improvement Plan (CIP) and Capital Non-Recurring (CNR) Fund based on the *American Rescue Act* Funding (ARPA) and the process to approve ARPA Projects and expend ARPA Funding.

The Finance Committee reviewed the updated ARPA Projects Status Spreadsheet as follows:

Total ARPA Allocation: 4,327,093.49										
Request Title	Department	Approval Process	Date	ARPA Funds Appropriated	ARPA Funds Expended FY'22	ARPA Funds Expended FY'23	Total ARPA Funds Expended	ARPA Funds Remaining	Status	Notes
Sewer Line Extension Phase I	WPCA	Town Council Action	04/27/22	1,200,000.00	-	85,200.00	85,200.00	1,114,800.00	In Progress	need to verify - all Sewer Feasibility expenses
Sewer Line Extension Phase III	WPCA	Budget Referendum	05/17/22	950,000.00	-	-	-	950,000.00	Not Started	

		Approval		ARPA Funds	ARPA Funds Expended	ARPA Funds Expended	Total ARPA Funds	ARPA Funds		
Request Title	Department	Process	Date	Appropriated	FY'22	FY'23	Expended	Remaining	Status	Notes
Emergency Services Building HVAC system replacement	Public Works	Town Council Action	02/08/23	200,000.00	-	190,000.00	190,000.00	10,000.00	In Progress	
Funding for youth mental health clinicians	Youth Services	Budget Referendum	05/17/22	190,000.00	-	5,816.75	5,816.75	184,183.25	In Progress	
Skid Mounted Sewer Pumps	WPCA	Town Council Action	04/27/22	175,000.00	2,234.60	113,943.80	116,178.40	58,821.60	In Progress	
Park & Rec / Senior Center HVAC system replacement	Public Works	Town Council Action	02/08/23	155,000.00	-	148,443.58	148,443.58	6,556.42	In Progress	
Ledyard Up/Down Sawmill	Historic Districts	Budget Referendum	05/17/22	125,000.00	-	3,000.00	3,000.00	122,000.00	In Progress	
Road Restoration Fund	Public Works	Budget Referendum	05/17/22	114,885.00	-	114,885.00	114,885.00	-	Completed	
Housing Rehab Grant - additional funding	Land Use / Planning	Town Council Action	12/08/21	100,000.00	-	23,618.90	23,618.90	76,381.10	In Progress	
Concrete Floor - Pole Barn	Public Works	Town Council Action	12/08/21	100,000.00	-	100,000.00	100,000.00	-	Completed	
Town Hall HVAC system replacement	Public Works	Town Council Action	04/13/22	80,000.00	-	67,728.06	67,728.06	12,271.94	In Progress	
Town Green Upgrade Project	Public Works	Town Council Action	02/09/22	75,000.00	49,154.50	25,845.50	75,000.00	-	Completed	
Replace Dispatch Stations (2) in EOC	Emergency Management	Budget Referendum	05/17/22	75,000.00	3,854.38	56,632.60	60,486.98	14,513.02	Completed	
Playscape Replacement at 13 Winthrop, Gales Ferry	Park & Rec	Budget Referendum	05/17/22	60,000.00	-	27,296.00	27,296.00	32,704.00	In Progress	
Erickson Park Enhancements	Park & Rec	Budget Referendum	05/17/22	55,000.00	-	-	-	55,000.00	Not Started	
Police Radio Interoperability	Police	Budget Referendum	05/17/22	46,125.00	-	-	-	46,125.00	In Progress	funds encumbered
Ledge Light Health District - support COVID initiatives	Finance	Town Council Action	01/26/22	43,270.00	-	43,270.00	43,270.00	-	Completed	
Nathan Lester House repairs	Historic Districts	Budget Referendum	05/17/22	40,000.00	-	7,449.00	7,449.00	32,551.00	In Progress	
LED Sign Panel, Gales Ferry	Mayors office	Budget Referendum	05/17/22	35,000.00	-	-	17,500.00	17,500.00	In Progress	
LED Sign Panel, Ledyard Center	Mayors Office	Budget Referendum	05/17/22	35,000.00	-	-	17,500.00	17,500.00	In Progress	
Sidewalk Infill in Ledyard Center	Public Works	Budget Referendum	05/17/22	35,000.00	-	-	-	35,000.00	Not Started	
Add Sidewalks in Gales Ferry	ON HOLD	Budget Referendum	05/17/22	35,000.00	-	-	-	35,000.00	Not Started	
Replace Food Pantry Roof	Mayors office	Budget Referendum	05/17/22	25,000.00	-	8,700.00	8,700.00	16,300.00	Completed	

		Approval		ARPA Funds	ARPA Funds Expended	ARPA Funds Expended	Total ARPA Funds	ARPA Funds		
Request Title	Department	Process	Date	Appropriated	FY'22	FY'23	Expended	Remaining	Status	Notes
Exterior Doors (TH and Annex) w/ Electronic Locking Systems	Public Works	Budget Referendum	05/17/22	23,000.00	-	-	-	23,000.00	Not Started	
Electric Vehicle charging stations	Mayors Office	Budget Referendum	05/17/22	20,000.00	-	-	-	20,000.00	Not Started	
Vinyl Re-siding of Food Pantry	Mayors office	Budget Referendum	05/17/22	17,500.00	-	-	-	17,500.00	Not Started	
Gales Ferry Corridor Study	Land Use / Planning	Budget Referendum	05/17/22	15,000.00	-	-	-	15,000.00	Not Started	
TVCCA - Commissary project	Finance	Town Council Action	12/08/21	15,000.00	-	15,000.00	15,000.00	-	Completed	
Solar Charging Stations	Mayors office	Budget Referendum	05/17/22	12,000.00	-	5,496.00	5,496.00	6,504.00	In Progress	Units purchased - awaiting install
Added ClearGov Modules	MIS	Budget Referendum	05/17/22	10,500.00	-	10,500.00	10,500.00	-	Completed	
Parks and Rec Summer Scholarships	Parks and Recreation	Budget Referendum	05/17/22	10,000.00	2,087.50	-	2,087.50	7,912.50	In Progress	
Homeless Hospitality Center of New London	Finance	Budget Referendum	05/17/22	10,000.00	-	10,000.00	10,000.00	-	Completed	
Replace Firehouse software	AES	Budget Referendum	05/17/22	8,000.00	-	8,000.00	8,000.00	-	Completed	
Request Title	Department	Process	Date	Appropriated	FY'22	FY'23	Expended	Remaining	Status	Notes
Automated Doors - Senior Center	Public Works	Budget Referendum	05/17/22	5,000.00	-	-	-	5,000.00	Not Started	funds encumbered
Replace brackets on streetlight poles	Public Works	Town Council Action	04/27/22	2,520.00	2,476.84	43.16	2,520.00	-	Completed	
Install WI-FI in Food Pantry	MIS	Budget Referendum	05/17/22	2,500.00	2,640.76	-	2,640.76	(140.76)	Completed	
Balance of funding for Owl Pro	MIS	Town Council Action	12/08/21	831.00	831.00	-	831.00	-	Completed	
TOTALS										
Total Committed				4,101,131.00						
Total Expended					63,279.58	1,070,868.35	1,168,147.93			
Committed Remaining								2,901,310.81		
Uncommitted Balance								225,962.49		
Completed to be Reallocated								30,672.26		

The Group discussed the following:

- Progress to date:
 - ✓ 13 Projects Completed
 - ✓ 13 Projects In-Process
 - ✓ 8 Projects Not-Started

- Senior Citizens ARPA Funding \$29,000 – Mayor Allyn noted as he reported at the Town Council’s April 26, 2023 meeting the Federal Government designated ARPA Funding specifically for Senior Citizens Centers. He stated Ledyard would be receiving \$29,000, noting that it was based on a per capita allotment. He stated the town had 18 months to designate the use of the funding and that the funds needed to be spent by 2026.

Councilor Saums addressed the \$29,000 in American Rescue Plan Act (ARPA) Funding and he noted that the town had allocated \$160,000 to be used for the replacement of the Heating and Air Condition System (HVAC) (\$155,000) and doors (\$5,000) at the Senior Center. He suggested the town apply the \$29,000 Senior Citizens ARPA Funding toward these Projects at the Senior Citizens Center, noting that it would free up \$29,000 for cost overruns on other town ARPA Projects. Mayor Allyn stated that Councilor Saums’ suggestion was a good approach.

- Linda C. Davis Food Pantry Vinyl Siding \$170,000 – Mayor Allyn explained that the residing the Food Panty has not been done yet because the Food Panty would like to make some changes to the building to provide a covered area outside the door so that volunteers would be out of the weather when providing curbside pick-ups and when receiving deliveries. He stated the weather protection overhang would be about 12-feet wide and would project out 8-feet. He stated that they were also looking to install a concrete pad for a “Market Cart” in that same area.

Mayor Allyn went on to explain the *Market Cart* was for food that nearing the expiration date, that the Food Pantry would make available to clients when they were picking up their regular food orders, noting that the clients could pick up extra supplies from the *Market Cart*. He stated the weather protection covering would be on the side of the building facing where the tennis courts use to be located. He stated once this work was completed that they would proceed with residing the building.

Finance Director Matthew Bonin noted the following:

✓ Completed Projects:	\$31,000 Remaining
✓ <u>Not Yet Committee:</u>	<u>\$226,000</u>
Total Available:	\$256,000 to be committed to other projects.

Mr. Bonin noted the Federal Treasury definition of “*Obligated Funds*” meant “*An order has been placed for property and services, or contracts, or some arm awards were made*”. He stated just saying that the funds were going to be used for a particular project, was not considered “*Obligated*” and did not meet the Treasury’s definition. He stated they had to contracts or Purchase Orders in place.

RESULT: CONTINUED **Next Meeting: 05/17/2023 5:00 p.m.**

2. Remove from Agenda
Continued discussion and possible action on the MOTION to recommend the Town Council grant a Bid Waiver to STV Construction Inc., not to exceed \$91,496 due to receiving fewer than the required three bids in response to Bid #LPS 23-01 (Owner’s Representative Services for Select Capital Projects), in accordance with Ordinance #200-001 (rev 1) “*An Ordinance for Purchasing*”.

Finance Director Matthew Bonin stated the Permanent Municipal Building Committee (PMBC) met on May 1, 2023 and decided to update the bid specifications to include the full scope of work and to rebid the “*Owner’s Representative Services for Select Capital Projects*”.

The Finance Committee noted that they were pleased with the PMBC’s decision to rebid the work, noting the importance to have a fair and equitable process; and that rebidding the work was the right process.

The Committee agreed by consensus to remove the bid waiver request regarding the work for the “*Owner’s Representative Services for Select Capital Projects*” from their Agenda.

RESULT: Remove from Agenda

3. No action on the Continued discussion regarding potential uses for the funding received from the National Opioid Settlement Payments.

Councilor Saums stated the Ledyard Youth Services, and the Ledyard Prevention Coalition were continuing to look at options for the best use of the Opioid Settlement Payments and how they could be involved in the initiative.

RESULT: NO ACTION

Next Meeting: 05/17/2023 5:00 p.m.

4. No action on the Continued discussion regarding potential uses of the revenue received from Public Act No.21-58 “*An Act Concerning Solid Waste Management*” in accordance with “*Resolution Regarding Revenues Received from Beverage Container Surcharges*” adopted on June 8, 2022.

Councilor Saums stated unfortunately this year Earth Day was a wash-out rainy weekend. However, he stated that he along with some neighbors did do some roadside clean-up and that he was aware of other residents who did the same, noting that the Vajdos Family picked-up 500 nip bottles. He stated he delivered a total of about 600 nip bottles to Resident Mrs. Betsy Graham and he noted that Mrs. Graham has asked that they get the word out either through the Ledyard Beautification Committee or social media that those who were picking up the nip bottles to drop the bags off to her. Councilor Saums stated that Mrs. Graham was planning to bring the nip bottles to the State Capital in Hartford to bring awareness of this issue. He stated residents can obtain clear plastic bags from Southeastern Connecticut Regional Resource Recovery Authority (SCRRRA).

Councilor Ingalls stated that she and Deb Vessels do roadside clean-up in the area from the Ledyard sign coming into town from Preston and that they typically collect at least 100 nip bottles in that area. She stated she liked the idea of delivering the nip bottles to Hartford. She stated although they could coordinate a town-wide community event roadside clean-up that it did not address the root of the nip bottle problem. Councilor Saums stated he agreed with Councilor Ingalls, noting that it was a complex problem, stating that the Liquor Lobby was successful because there was not mechanism or stream to redeem the nip bottles. He stated the current return bottle/can machines do not take the small nip bottles. He stated the whole intent of the nip bottle was to buy it, drink it, and throw it out the window while driving. Therefore, he stated it was his opinion that the liquor nip bottles should be out lawed.

Mayor Allyn, III, stated that the Liquor Lobbyists were successful in blocking the nip bottle deposit proposal; with the State Legislature instead approving Public Act No. 21-58 “*An Act Concerning Solid Waste Management*” in accordance with “*Resolution Regarding Revenues Received from Beverage Container Surcharges*” - Nip Bottle Surcharge Disbursement. He reported that Ledyard received \$13,048.20 from the Nip Bottle Surcharge, noting that this equated to 260,964 nip bottles (17 nips bottles per capita) sold in Ledyard during the past six-months.

Mayor Allyn went on to state unfortunately Public Act No. 21-58 which imposed a .05 cent surcharge on each nip bottle sold has not addressed the Municipalities concerns regarding the littering of nip bottles on the roadways and more importantly it has not deterred motorists from drinking, and driving, and throwing the nip bottles out of their car windows. He explained that the Municipalities were looking for a .25 cent returnable deposit on each nip bottle sold to provide an incentive for people to return the nip bottles, noting that you see people cleaning up the roads collecting other beverage containers to return them to the store for the refund. He stated the reason nip bottles were not picked-up was because there was not a bottle return and, as Councilor Saums noted, there were no bottle collection machines for nip bottles, noting their irregular sizes.

The Finance Committee reviewed the data sheet which listed the Nip Bottle Surcharge Disbursement for each of the state’s 169 towns noting the following towns:

Municipality	Surcharge Disbursement
East Lyme	\$12,835.80
Essex	\$4,925.60
Griswold	\$17,720.20
Groton	\$46,199.35
Hartford	\$78,448.85
Ledyard	\$13,048.20
Lisbon	\$3,577.20
New Haven	\$115,073.05
New London	\$35,838.20

Municipality	Surcharge Disbursement
Preston	\$4,845.00
Stonington	\$12,653.20
East Lyme	\$12,835.80

Councilor Ryan noted based on the data sheet that 231 nip bottles were being sold every day, per liquor/package store or 7,000 per month per package store.

They Finance Committee discussed the importance to bring awareness to their State Legislators regarding this issue and other ideas for the use of Nip Bottle Surcharge Funding noting the following:

- Try to engage Package Stores in a positive way to collect nip bottles, in an incentive type of way.
- Support local non-profit groups such as Booster Clubs by having them use the collection of nip bottles as a fund raiser and the Town could provide a monitory donation to the non-profit organization for the nip bottles using the Surcharge Funding.

Councilor Saums stated that he would like to see the Beautification Committee be involved in the nip bottle collection to bring this issue to Hartford. However, he stated the roadside clean-up needed to be done either in the Spring before the brush begins to grow, or in the Fall. Councilor Ingalls stated that she was the Liaison to the Beautification Committee and that she would email their Chairman Jen Eastbourne and that she would include Councilor Saums to get the conversation started.

RESULT: CONTINUED **Next Meeting: 05/17/2023 5:00 p.m.**

5. Any Old Business proper to come before the Committee. None.

VII. NEW BUSINESS

1. MOTION to recommend the Town Council appropriate \$9,500 to Account #21020301-57300-G0015 (Fire Marshall - New Equipment - State Grant).

In addition, authorize the expenditure of up to \$9,500 for the purchase of three 800 MHz radios for Emergency Management.

The funding source for this project is the Town of Ledyard’s FY 2023 Nuclear Safety Emergency Program Funding Allocation (2022-44).

Moved by Councilor Ingalls, seconded by Councilor Ryan

Discussion: Councilor Saums stated the town has already applied for and received this Nuclear Safety grant funding. He stated tonight’s action was to appropriate and authorize the spending of the grant funding to purchase three 800 MHz radios for Emergency Management.

Mayor Allyn, III, explained that the State was moving to the 800 MHz radios (Tri-BAN), which would allow everyone in the state to communicate with each other. He stated this project has been in-process for about ten-years. He stated Director of Emergency Management Jim Mann has received approval from DEMIS Region 4 to use these funds to purchase the radios.

VOTE: 3 – 0 Approved and so declared

RESULT: RECOMMEND TO APPROVE 3 – 0

MOVER: Andra Ingalls, Town Councilor

SECONDER: Tim Ryan, Town Councilor

AYES: Ingalls, Ryan, Saums

2. Any New Business proper to come before the Committee.

Councilor Saums stated a resident showed him her 25-acre property located on Long Pond, which at one time was used as a Camp for Boys. He stated that periodically some of the people who once spent the summer at the Camp drive down Long Pond Road South and recall the time they spent there as a kid. He stated the resident would like to preserve the property and thought that it would be a great park for the Town.

IX. ADJOURNMENT

Councilor Ingalls moved the meeting be adjourned, seconded by Councilor Ryan.

VOTE: 3 - 0 Approved and so declared, the meeting was adjourned at 5:30 p.m.

Respectfully submitted,

William D. Saums
Committee Chairman
Finance Committee



TOWN OF LEDYARD

741 Colonel Ledyard
Highway
Ledyard, CT 06339-1511

File #: 23-1210

Agenda Date: 5/17/2023

Agenda #:

REPORT

Fiscal Year 2022/2023 Report:
Finance Director's Report

Meeting Action Detail:

Finance Committee Meeting 05/17/2023

File #: [23-1210](#) Version: 16

Type: Report

Title: Finance Director's Report

Minute Note:



TOWN OF LEDYARD

741 Colonel Ledyard
Highway
Ledyard, CT 06339-1511

File #: 23-1229

Agenda Date: 5/17/2023

Agenda #:

REPORT

Fiscal Year 2022/2023 Report:

Financial Reports

- Revenue Year to Date Report vs. Actuals- April 30, 2023
- Expenditure - Year to Date Report vs. Actuals - April 30, 2023

Meeting Action Detail:

Finance Committee Meeting 05/17/2023

File #: [23-1229](#) Version: 8

Type: Report

Title: Financial Reports

Minute Note:

Town and Schools of Ledyard



YEAR-TO-DATE BUDGET REPORT

FOR 2023 10

ORIGINAL ESTIM	REV	ESTIM REV ADJ	REVISED ESTIM	REV	ACTUAL YTD	REVENUE	REMAINING REVENUE	% COLL
----------------	-----	---------------	---------------	-----	------------	---------	-------------------	--------

1011401 GENERAL GOVT-CHARGE / SERVICE

1011401 42046		ACO FEES						
	-1,500.00		0.00	-1,500.00	-1,190.00	-310.00	79.3%	
1011401 47009		MISCELLANEOUS						
	-80,000.00		0.00	-80,000.00	-110,585.49	30,585.49	138.2%	
1011401 47019		RED WOLFANTENNAE LEASE						
	-55,000.00		0.00	-55,000.00	-63,426.00	8,426.00	115.3%	
1011401 47022		TOWN CLERK FEES						
	-115,000.00		0.00	-115,000.00	-87,303.99	-27,696.01	75.9%	
1011401 47023		ZONING/WETLANDS/ZBA FEES						
	-10,000.00		0.00	-10,000.00	-7,536.50	-2,463.50	75.4%	
1011401 47024		ASSESSOR'S FEES						
	-300.00		0.00	-300.00	-301.50	1.50	100.5%	
1011401 47025		PLANNING						
	-5,000.00		0.00	-5,000.00	-13,155.75	8,155.75	263.1%	
1011401 47036		OTHER LICENSE/PERMIT FEE						
	-350.00		0.00	-350.00	-1,648.25	1,298.25	470.9%	
1011401 47037		TOWN CLERK DOG LICENSE FEES						
	-8,700.00		0.00	-8,700.00	-3,886.50	-4,813.50	44.7%	
1011401 47040		BUILDING PERMIT FEES						
	-132,000.00		0.00	-132,000.00	-179,782.64	47,782.64	136.2%	
1011401 47041		EMPLOYEE HEALTH CO-PREMIUMS						
	-604,000.00		0.00	-604,000.00	-390,899.90	-213,100.10	64.7%	
1011401 47045		ASSESSMENTS RECEIVABLE						
	-250,000.00		0.00	-250,000.00	0.00	-250,000.00	.0%	
1011401 47051		LVES CONTR TO EMS BLDG						
	-100,000.00		0.00	-100,000.00	0.00	-100,000.00	.0%	
1011401 47053		LVES CONTR TO MED EQUIPMENT						
	-20,000.00		0.00	-20,000.00	0.00	-20,000.00	.0%	
1011401 49006		WPCA CONTR TO FINANCE OFC						
	-40,000.00		0.00	-40,000.00	0.00	-40,000.00	.0%	
1011401 49051		LESTER HOUSE RENT						
	-11,000.00		0.00	-11,000.00	-3,875.01	-7,124.99	35.2%	
TOTAL GENERAL GOVT-CHARGE / SERVICE								
	-1,432,850.00	0.00	-1,432,850.00	-863,591.53	-569,258.47	60.3%		
TOTAL REVENUES								
	-1,432,850.00	0.00	-1,432,850.00	-863,591.53	-569,258.47			

1011402 GENERAL GOVT-GRANTS/CONTR

1011402 41005		TELEPHONE LINE GRANTS					
	-22,000.00		0.00	-22,000.00	-25,169.53	3,169.53	114.4%

YEAR-TO-DATE BUDGET REPORT

FOR 2023 10

ORIGINAL	ESTIM REV	ESTIM REV ADJ	REVISED	ESTIM REV	ACTUAL	YTD REVENUE	REMAINING REVENUE	% COLL
1011402 42001	-925,100.00	0.00	-925,100.00			-925,099.97	-0.03	100.0%
				PILOT: STATE PROPERTY				
1011402 42006	-85,000.00	0.00	-85,000.00			0.00	-85,000.00	.0%
				PROPERTY TAX RELIEF-ELDERLY				
1011402 42007	-1,200.00	0.00	-1,200.00			-972.13	-227.87	81.0%
				DISABLED REIMBURSEMENT				
1011402 42010	0.00	0.00	0.00			-11,412.50	11,412.50	100.0%
				CIVIL PREPAREDNESS REIMB				
1011402 42011	-3,500.00	0.00	-3,500.00			-4,360.06	860.06	124.6%
				ADDITIONAL VETERANS GRANT				
1011402 42014	-1,391,000.00	0.00	-1,391,000.00			-927,333.33	-463,666.67	66.7%
				PEQUOT FUND				
1011402 42044	0.00	0.00	0.00			-291,321.65	291,321.65	100.0%
				MUNIC REV SHARING-SALES TAX				
TOTAL GENERAL GOVT-GRANTS/CONTR		0.00	-2,427,800.00			-2,185,669.17	-242,130.83	90.0%
	-2,427,800.00							
TOTAL REVENUES		0.00	-2,427,800.00			-2,185,669.17	-242,130.83	
	-2,427,800.00							

1012001 PUBLIC SAFETY-CHARGE / SERVICE

1012001 47005	-5,000.00	0.00	-5,000.00			0.00	-5,000.00	.0%
				LEDYARD FIRE POLICE CHARGES				
1012001 47007	-56,000.00	0.00	-56,000.00			-70,325.27	14,325.27	125.6%
				DISPATCH REGIONALIZATION				
1012001 47017	-3,000.00	0.00	-3,000.00			0.00	-3,000.00	.0%
				GALES FERRY FIRE POLICE CHARGE				
1012001 47018	-50,000.00	0.00	-50,000.00			-194,727.36	144,727.36	389.5%
				POLICE OT				
1012001 47038	-7,000.00	0.00	-7,000.00			-3,155.00	-3,845.00	45.1%
				PERMIT FEE				
1012001 47039	-1,800.00	0.00	-1,800.00			-1,648.00	-152.00	91.6%
				RECORDS FEE				
1012001 47055	0.00	0.00	0.00			-25,245.10	25,245.10	100.0%
				SHARED SERVICES - ASSESSOR				
TOTAL PUBLIC SAFETY-CHARGE / SERVICE		0.00	-122,800.00			-295,100.73	172,300.73	240.3%
	-122,800.00							
TOTAL REVENUES		0.00	-122,800.00			-295,100.73	172,300.73	
	-122,800.00							

1012002 PUBLIC SAFETY-GRANTS/CONTR

1012002 42034 DUI GRANT REIMBURSEMENT

Town and Schools of Ledyard



YEAR-TO-DATE BUDGET REPORT

FOR 2023 10								
ORIGINAL	ESTIM REV	ESTIM REV ADJ	REVISED	ESTIM REV	ACTUAL YTD	REVENUE	REMAINING REVENUE	% COLL
1012002	47049	-6,000.00	0.00	-6,000.00		0.00	-6,000.00	.0%
		-25,000.00	0.00	-25,000.00		-25,000.00	0.00	100.0%
		TOTAL PUBLIC SAFETY-GRANTS/CONTR						
		-31,000.00	0.00	-31,000.00		-25,000.00	-6,000.00	80.6%
		TOTAL REVENUES						
		-31,000.00	0.00	-31,000.00		-25,000.00	-6,000.00	
1013001 HEALTH/WELFARE-CHARGE/ SERVICE								
1013001	47021	-9,600.00	0.00	-9,600.00		-10,443.25	668.25	107.0%
1013001	47034	-800,000.00	0.00	-800,000.00		-438,495.72	-361,504.28	54.8%
		TOTAL HEALTH/WELFARE-CHARGE/ SERVICE						
		-809,600.00	0.00	-809,600.00		-448,938.97	-360,836.03	55.5%
		TOTAL REVENUES						
		-809,600.00	0.00	-809,600.00		-448,938.97	-360,836.03	
1013002 HEALTH/WELFARE-GRANTS/CONTR								
1013002	42003	-26,167.00	0.00	-26,167.00		-33,515.00	7,348.00	128.1%
1013002	42032	-8,200.00	0.00	-8,200.00		-9,672.63	1,472.63	118.0%
1013002	42041	-2,000.00	0.00	-2,000.00		0.00	-2,000.00	.0%
		TOTAL HEALTH/WELFARE-GRANTS/CONTR						
		-36,367.00	0.00	-36,367.00		-43,187.63	6,820.63	118.8%
		TOTAL REVENUES						
		-36,367.00	0.00	-36,367.00		-43,187.63	6,820.63	
1014001 PUBLIC WORKS-CHARGE / SERVICE								
1014001	47020	-52,000.00	0.00	-52,000.00		-37,967.29	-14,032.71	73.0%

YEAR-TO-DATE BUDGET REPORT

FOR 2023 10

ORIGINAL ESTIM REV	ESTIM REV ADJ	REVISED ESTIM REV	ACTUAL YTD REVENUE	REMAINING REVENUE	% COLL
TOTAL PUBLIC WORKS-CHARGE / SERVICE					
-52,000.00	0.00	-52,000.00	-37,967.29	-14,032.71	73.0%
TOTAL REVENUES					
-52,000.00	0.00	-52,000.00	-37,967.29	-14,032.71	
1015001 LIBRARY CHARGE / SERVICE					
1015001 47032 LIBRARY FEES					
-375.00	0.00	-375.00	-533.84	158.84	142.4%
TOTAL LIBRARY CHARGE / SERVICE					
-375.00	0.00	-375.00	-533.84	158.84	142.4%
TOTAL REVENUES					
-375.00	0.00	-375.00	-533.84	158.84	
1016001 PARKS & REC-CHARGE / SERVICE					
1016001 47033 PROGRAM REGISTRATION FEES					
-3,000.00	0.00	-3,000.00	-2,388.00	-687.00	77.1%
TOTAL PARKS & REC-CHARGE / SERVICE					
-3,000.00	0.00	-3,000.00	-2,388.00	-687.00	79.6%
TOTAL REVENUES					
-3,000.00	0.00	-3,000.00	-2,388.00	-687.00	
1017001 EDUCATION-CHARGE / SERVICE					
1017001 47010 VO AG TUITION					
-736,832.00	0.00	-736,832.00	-728,355.25	-8,476.75	98.8%
1017001 47011 SPECIAL EDUCATION TUITION					
-97,013.00	0.00	-97,013.00	-82,598.94	-14,414.06	85.1%
1017001 47012 NON RESIDENT TUITION					
-138,590.00	0.00	-138,590.00	-43,470.00	-95,120.00	31.4%
TOTAL EDUCATION-CHARGE / SERVICE					
-972,435.00	0.00	-972,435.00	-854,424.19	-118,010.81	87.9%
TOTAL REVENUES					
-972,435.00	0.00	-972,435.00	-854,424.19	-118,010.81	

Town and Schools of Ledyard



YEAR-TO-DATE BUDGET REPORT

FOR 2023 10							
ORIGINAL ESTIM REV	ESTIM REV ADJ	REVISED ESTIM REV	ACTUAL YTD REVENUE	REMAINING REVENUE	% COLL		
1017002 EDUCATION-GRANTS/CONTR							
1017002 42016		FEDERAL PUBLIC LAW 874					
-1,500,000.00	0.00	-1,500,000.00	-1,369,098.69	-130,901.31	91.3%		
1017002 42018		VO-AG STABILIZATION FUNDING					
-850,000.00	0.00	-850,000.00	-1,051,239.00	201,239.00	123.7%		
1017002 42020		EDUCATION COST SHARING					
-11,492,516.00	0.00	-11,492,516.00	-11,475,245.00	-17,271.00	99.8%		
TOTAL EDUCATION-GRANTS/CONTR							
-13,842,516.00	0.00	-13,842,516.00	-13,895,582.69	53,066.69	100.4%		
TOTAL REVENUES							
-13,842,516.00	0.00	-13,842,516.00	-13,895,582.69	53,066.69			
1019501 GENERAL-GENERAL - TAXES							
1019501 41000		PROPERTY TAXES, CURRENT					
-41,980,249.00	0.00	-41,980,249.00	-41,529,339.18	-450,909.82	98.9%		
1019501 41001		ARREARS					
-308,024.00	0.00	-308,024.00	-310,429.88	2,405.88	100.8%		
1019501 41002		INTEREST					
-171,965.00	0.00	-171,965.00	-198,877.18	26,912.18	115.6%		
1019501 41003		SUSPENSE TAX COLLECTIONS					
-35,495.00	0.00	-35,495.00	-5,714.31	-29,780.69	16.1%		
1019501 41004		LIENS					
-3,745.00	0.00	-3,745.00	-17,363.92	13,618.92	463.7%		
1019501 41008		MV Property Tax Grant					
0.00	0.00	0.00	-143,385.00	143,385.00	100.0%		
TOTAL GENERAL-GENERAL - TAXES							
-42,499,478.00	0.00	-42,499,478.00	-42,205,109.47	-294,368.53	99.3%		
TOTAL REVENUES							
-42,499,478.00	0.00	-42,499,478.00	-42,205,109.47	-294,368.53			
1019502 GENERAL-GEN - MISC							
1019502 49002		TRANSERS IN:					
-1,200,000.00	0.00	-1,200,000.00	-10,517.00	-1,189,483.00	.9%		

YEAR-TO-DATE BUDGET REPORT

FOR 2023 10						
ORIGINAL ESTIM REV	ESTIM REV ADJ	REVISED ESTIM REV	ACTUAL YTD REVENUE	REMAINING REVENUE	% COLL	
TOTAL GENERAL-GEN - MISC -1,200,000.00	0.00	-1,200,000.00	-10,517.00	-1,189,483.00	.9%	
TOTAL REVENUES -1,200,000.00	0.00	-1,200,000.00	-10,517.00	-1,189,483.00		
1019503 GENERAL-GEN - INV						
1019503 48001 -80,000.00	INTEREST ON DEPOSITS 0.00	-80,000.00	-440,195.26	360,195.26	550.2%	
TOTAL GENERAL-GEN - INV -80,000.00	0.00	-80,000.00	-440,195.26	360,195.26	550.2%	
TOTAL REVENUES -80,000.00	0.00	-80,000.00	-440,195.26	360,195.26		
GRAND TOTAL -63,510,221.00	0.00	-63,510,221.00	-61,308,205.77	-2,202,265.23	96.5%	

** END OF REPORT - Generated by Matthew Bonin **

YEAR-TO-DATE BUDGET REPORT

REPORT OPTIONS

	Field #	Total	Page Break
Sequence 1	9	Y	N
Sequence 2	0	N	N
Sequence 3	0	N	N
Sequence 4	0	N	N

Report title:
YEAR-TO-DATE BUDGET REPORT

Includes accounts exceeding 0% of budget.

Print totals only: N
 Print Full or Short description: F
 Print full GL account: N
 Format type: 1
 Double space: N
 Suppress zero bal accts: Y
 Include requisition amount: N
 Print Revenues-Version headings: Y
 Print revenue as credit: Y
 Print revenue budgets as zero: N
 Include Fund Balance: N
 Print journal detail: N
 From Yr/Per: 2022/ 1
 To Yr/Per: 2022/ 6
 Include budget entries: Y
 Incl encumb/liq entries: Y
 Sort by JE # or PO #: J
 Detail format option: 1
 Include additional JE comments: N
 Multiyear view: D
 Amounts/totals exceed 999 million dollars: N

Year/Period: 2023/10
 Print MTD Version: N

Roll projects to object: N
 Carry forward code: 1

Find Criteria	
Field Name	Field value
Fund	0101
TWN FUNCTION	
DEPT / LOCAT	
SDEP/BOEFUNC	
Character Code	
Org	
Object	
Project	
Account type	Revenue
Account status	
Rollup code	

Town and Schools of Ledyard



YEAR-TO-DATE BUDGET REPORT

FOR 2023 10

	ORIGINAL APPROP	TRANS/ADJSMTS	REVISED BUDGET	YTD EXPENDED	ENCUMBRANCES	AVAILABLE BUDGET	% USED
10110101 TOWN COUNCIL							
10110101 51600	DEPARTMENT HEAD WAGES						
	117,038.00	-117,038.00	0.00	0.00	0.00	0.00	.0%
10110101 51601	TREASURER						
	18,296.00	0.00	18,296.00	14,437.53	0.00	3,858.47	78.9%
10110101 51602	ADMIN TOWN COUNCIL						
	65,860.00	0.00	65,860.00	53,937.74	0.00	11,922.26	81.9%
10110101 53600	ACCOUNTING SERVICES/AUDIT						
	35,500.00	0.00	35,500.00	35,875.00	0.00	-375.00	101.1%
10110101 53610	LEGAL SERVICES						
	50,000.00	0.00	50,000.00	10,357.00	25,643.00	14,000.00	72.0%
10110101 56100	OPERATING EXPENSES						
	2,560.00	0.00	2,560.00	217.08	417.92	1,925.00	24.8%
10110101 58790	CONTINGENCY						
	15,600.00	0.00	15,600.00	0.00	0.00	15,600.00	.0%
TOTAL TOWN COUNCIL	304,854.00	-117,038.00	187,816.00	114,824.35	26,060.92	46,930.73	75.0%
TOTAL EXPENSES	304,854.00	-117,038.00	187,816.00	114,824.35	26,060.92	46,930.73	
10110103 HISTORIC DISTRICTS							
10110103 52205	CONTRACTUAL EXPENSES						
	12,000.00	0.00	12,000.00	6,458.35	4,541.65	1,000.00	91.7%
10110103 54500	HISTORIC BUILDINGS MAINTENANCE						
	6,000.00	-220.00	5,780.00	3,198.75	261.25	2,320.00	59.9%
10110103 54501	SAW MILL MAINTENANCE						
	4,700.00	-220.00	4,480.00	3,362.51	269.50	847.99	81.1%
10110103 56100	LESTER/RESEARCH OPERATING						
	2,875.00	0.00	2,875.00	1,437.79	958.27	478.94	83.3%
10110103 56101	SAW MILL OPERATING						
	1,975.00	0.00	1,975.00	177.29	516.71	1,281.00	35.1%
10110103 58790	MISCELLANEOUS EXPENSES						
	900.00	440.00	1,340.00	0.00	1,340.00	0.00	100.0%
TOTAL HISTORIC DISTRICTS	28,450.00	0.00	28,450.00	14,634.69	7,887.38	5,927.93	79.2%
TOTAL EXPENSES	28,450.00	0.00	28,450.00	14,634.69	7,887.38	5,927.93	

YEAR-TO-DATE BUDGET REPORT

FOR 2023 10								
10110107 CEMETERY COMMITTEE	ORIGINAL APPROP	TRANS/ADJSMTS	REVISED BUDGET	YTD EXPENDED	ENCUMBRANCES	AVAILABLE BUDGET	% USED	
10110107 CEMETERY COMMITTEE								
10110107 56100	OPERATING EXPENSES							
	2,000.00	0.00	2,000.00	1,112.22	0.00	887.78	55.6%	
TOTAL CEMETERY COMMITTEE								
	2,000.00	0.00	2,000.00	1,112.22	0.00	887.78	55.6%	
TOTAL EXPENSES								
	2,000.00	0.00	2,000.00	1,112.22	0.00	887.78		
10110201 MAYOR'S OFFICE								
10110201 51160	CUSTODIAN SALARIES							
	41,475.00	-41,475.00	0.00	0.00	0.00	0.00	.0%	
10110201 51305	TOWN HALL FLOATER							
	17,732.00	0.00	17,732.00	14,620.83	0.00	3,111.17	82.5%	
10110201 51604	MAYOR							
	95,000.00	0.00	95,000.00	78,942.36	0.00	16,057.64	83.1%	
10110201 51607	MAYORAL ASST							
	45,000.00	0.00	45,000.00	36,602.64	0.00	8,397.36	81.3%	
10110201 51700	ADMINISTRATIVE WAGES							
	10,500.00	0.00	10,500.00	0.00	0.00	10,500.00	.0%	
10110201 55301	TOWN NEWSLETTER							
	6,000.00	0.00	6,000.00	3,310.96	2,689.04	0.00	100.0%	
10110201 56100	OPERATING EXPENSES							
	2,600.00	0.00	2,600.00	685.90	514.10	1,400.00	46.2%	
10110201 58790	CONTINGENCY							
	10,000.00	0.00	10,000.00	5,411.54	1,395.82	3,192.64	68.1%	
TOTAL MAYOR'S OFFICE								
	228,307.00	-41,475.00	186,832.00	139,574.23	4,598.96	42,658.81	77.2%	
TOTAL EXPENSES								
	228,307.00	-41,475.00	186,832.00	139,574.23	4,598.96	42,658.81		
10110203 ADMINISTRATIVE SUPPORT								
10110203 53700	CONTRACT MAINTENANCE/LEASES							
	18,000.00	41,475.00	59,475.00	44,521.07	14,591.45	362.48	99.4%	

YEAR-TO-DATE BUDGET REPORT

FOR 2023 10								
10110203 ADMINISTRATIVE SUPPORT	ORIGINAL APPROP	TRANS/ADJSMTS	REVISED BUDGET	YTD EXPENDED	ENCUMBRANCES	AVAILABLE BUDGET	% USED	
10110203 54311	10,900.00	FIRE HYDRANT MAINTENANCE 0.00	10,900.00	0.00	0.00	10,900.00	.0%	
10110203 55247	1,000.00	ADA COMPLIANCE 0.00	1,000.00	252.34	247.66	500.00	50.0%	
10110203 55410	15,000.00	ADVERTISING/LEGAL NOTICES 0.00	15,000.00	12,897.25	1,922.45	180.30	98.8%	
10110203 56205	3,600.00	WATER 0.00	3,600.00	2,668.06	831.94	100.00	97.2%	
10110203 56900	6,500.00	OTHER SUPPLIES 0.00	6,500.00	4,558.94	1,941.06	0.00	100.0%	
10110203 56910	18,000.00	POSTAGE 0.00	18,000.00	10,836.57	6,463.43	700.00	96.1%	
10110203 58100	8,477.00	DUES & FEES 0.00	8,477.00	8,477.00	0.00	0.00	100.0%	
10110203 58105	11,200.00	MISC DUES&FEES 0.00	11,200.00	10,218.00	0.00	982.00	91.2%	
TOTAL ADMINISTRATIVE SUPPORT								
	92,677.00	41,475.00	134,152.00	94,429.23	25,997.99	13,724.78	89.8%	
TOTAL EXPENSES								
	92,677.00	41,475.00	134,152.00	94,429.23	25,997.99	13,724.78		
10110205 LEGAL SERVICES								
10110205 53610	30,000.00	SPECIALLY APPROVED COUNSEL 0.00	30,000.00	33,115.88	6,674.12	-9,790.00	132.6%	
10110205 53615	20,000.00	TOWN ATTORNEY 0.00	20,000.00	6,787.50	8,410.50	4,802.00	76.0%	
TOTAL LEGAL SERVICES								
	50,000.00	0.00	50,000.00	39,903.38	15,084.62	-4,988.00	110.0%	
TOTAL EXPENSES								
	50,000.00	0.00	50,000.00	39,903.38	15,084.62	-4,988.00		
10110207 PROBATE								
10110207 54900	10,575.00	PURCHASED SERVICES 0.00	10,575.00	8,287.00	0.00	2,288.00	78.4%	
TOTAL PROBATE								
	10,575.00	0.00	10,575.00	8,287.00	0.00	2,288.00	78.4%	
TOTAL EXPENSES								
	10,575.00	0.00	10,575.00	8,287.00	0.00	2,288.00		

Town and Schools of Ledyard

YEAR-TO-DATE BUDGET REPORT

FOR 2023 10								
10110209	PROPERTY INSURANCE							
	ORIGINAL APPROP	TRANS/ADJSMTS	REVISED BUDGET	YTD EXPENDED	ENCUMBRANCES	AVAILABLE BUDGET	% USED	
10110209 PROPERTY INSURANCE								
10110209	55210	AUTO INSURANCE						
	71,417.00	0.00	71,417.00	70,424.70	0.00	992.30	98.6%	
10110209	55220	BOILER & MACHINERY INSURANCE						
	7,458.00	0.00	7,458.00	7,350.00	0.00	108.00	98.6%	
10110209	55231	POLICE PROFESS LIABILITY						
	16,411.00	0.00	16,411.00	16,180.00	0.00	231.00	98.6%	
10110209	55232	GEN LIAB / EXCESS LIAB						
	153,633.00	0.00	153,633.00	151,528.00	0.00	2,105.00	98.6%	
10110209	55233	PUBLIC OFFICIALS LIAB						
	38,821.00	0.00	38,821.00	38,280.00	0.00	541.00	98.6%	
10110209	55234	SCHOOL OFFICIALS LIAB						
	14,302.00	0.00	14,302.00	14,100.00	0.00	202.00	98.6%	
10110209	55235	VNA LIABILITY						
	7,203.00	0.00	7,203.00	7,110.00	0.00	93.00	98.7%	
10110209	55241	PROPERTY INSURANCE--BOE						
	79,688.00	0.00	79,688.00	78,570.30	0.00	1,117.70	98.6%	
10110209	55242	AMBULANCE & FIRE						
	52,530.00	0.00	52,530.00	56,166.00	0.00	-3,636.00	106.9%	
10110209	55245	INSURANCE DEDUCTIBLE						
	10,000.00	0.00	10,000.00	3,203.10	0.00	6,796.90	32.0%	
10110209	55246	RISK MANAGEMENT						
	10,000.00	0.00	10,000.00	110.00	0.00	9,890.00	1.1%	
10110209	55249	CYBER COVERAGE						
	20,400.00	0.00	20,400.00	0.00	0.00	20,400.00	.0%	
	TOTAL PROPERTY INSURANCE							
	481,863.00	0.00	481,863.00	443,022.10	0.00	38,840.90	91.9%	
	TOTAL EXPENSES							
	481,863.00	0.00	481,863.00	443,022.10	0.00	38,840.90		
10110211 HEALTH DISTRICT								
10110211	58790	HEALTH DISTRICT						
	0.00	117,038.00	117,038.00	117,037.80	0.00	0.20	100.0%	
	TOTAL HEALTH DISTRICT							
	0.00	117,038.00	117,038.00	117,037.80	0.00	0.20	100.0%	
	TOTAL EXPENSES							
	0.00	117,038.00	117,038.00	117,037.80	0.00	0.20		

YEAR-TO-DATE BUDGET REPORT

FOR 2023 10								
10110213 CONSERVATION COMMISSION	ORIGINAL APPROP	TRANS/ADJSMTS	REVISED BUDGET	YTD EXPENDED	ENCUMBRANCES	AVAILABLE BUDGET	% USED	
10110213 CONSERVATION COMMISSION								
10110213 56100	OPERATING EXPENSES							
	1,150.00	0.00	1,150.00	60.00	0.00	1,090.00	5.2%	
10110213 57300	NEW EQUIPMENT							
	1,500.00	0.00	1,500.00	0.00	0.00	1,500.00	.0%	
10110213 58790	MISCELLANEOUS EXPENSES							
	925.00	0.00	925.00	0.00	0.00	925.00	.0%	
TOTAL CONSERVATION COMMISSION								
	3,575.00	0.00	3,575.00	60.00	0.00	3,515.00	1.7%	
TOTAL EXPENSES								
	3,575.00	0.00	3,575.00	60.00	0.00	3,515.00		
10110251 HUMAN RESOURCES STAFF								
10110251 51606	HUMAN RESOURCES DIRECTOR							
	120,405.00	0.00	120,405.00	98,478.80	0.00	21,926.20	81.8%	
10110251 58110	TRAINING/MTGS/DUES/SUBSCRIP							
	1,950.00	0.00	1,950.00	1,436.00	655.76	-141.76	107.3%	
TOTAL HUMAN RESOURCES STAFF								
	122,355.00	0.00	122,355.00	99,914.80	655.76	21,784.44	82.2%	
TOTAL EXPENSES								
	122,355.00	0.00	122,355.00	99,914.80	655.76	21,784.44		
10110253 EMPLOYEE EXPENSES								
10110253 52000	HEALTH CARE GEN GOV							
	1,052,000.00	0.00	1,052,000.00	794,233.53	0.00	257,766.47	75.5%	
10110253 52100	HEALTH CARE BOE							
	5,304,000.00	0.00	5,304,000.00	4,176,258.86	560,222.64	567,518.50	89.3%	
10110253 52101	HEALTHCARE WAIVERS							
	259,750.00	0.00	259,750.00	108,979.60	0.00	150,770.40	42.0%	
10110253 52102	BENEFITS CONSULTANT							
	20,000.00	0.00	20,000.00	2,500.00	7,500.00	10,000.00	50.0%	
10110253 52105	HEALTHCARE-FIREFIGHTERS							
	109,566.00	0.00	109,566.00	71,784.47	20,581.24	17,200.29	84.3%	

Town and Schools of Ledyard



YEAR-TO-DATE BUDGET REPORT

FOR 2023 10

10110253	EMPLOYEE EXPENSES	ORIGINAL APPROP	TRANS/ADJSMTS	REVISED BUDGET	YTD EXPENDED	ENCUMBRANCES	AVAILABLE BUDGET	% USED
10110253 52106	BOE RETIREE HEALTHCARE	604,000.00	0.00	604,000.00	411,257.86	0.00	192,742.14	68.1%
10110253 52201	HEALTH CARE TEAMSTERS	352,000.00	0.00	352,000.00	265,100.40	86,899.60	0.00	100.0%
10110253 52203	MISC EMPLOYEE EXPENSES	5,000.00	0.00	5,000.00	3,808.75	31.84	1,159.41	76.8%
10110253 52204	PRE-EMPLOYMENT TESTING	4,780.00	0.00	4,780.00	3,126.45	573.55	1,080.00	77.4%
10110253 52205	CONTRACTUAL ALLOWANCES	52,500.00	0.00	52,500.00	31,425.64	1,280.00	19,794.36	62.3%
10110253 52206	RETIREMENT CASHOUT	75,000.00	0.00	75,000.00	62,741.35	0.00	12,258.65	83.7%
10110253 52207	PAYROLL EXPENSES	10,200.00	0.00	10,200.00	9,544.26	655.74	0.00	100.0%
10110253 52300	RETIREMENT	1,163,197.00	0.00	1,163,197.00	1,163,197.00	0.00	0.00	100.0%
10110253 52310	DEFINED CONTR PLAN	315,000.00	0.00	315,000.00	307,438.51	776.66	6,784.83	97.8%
10110253 52400	SALARY BENEFIT ADJUSTMENT	75,000.00	0.00	75,000.00	103,690.87	15.72	-28,706.59	138.3%
10110253 52500	SOCIAL SECURITY	627,544.00	0.00	627,544.00	546,213.42	0.00	81,330.58	87.0%
10110253 52600	UNEMPLOYMENT COMP	7,500.00	0.00	7,500.00	2,829.22	655.01	4,015.77	46.5%
10110253 52900	WORKER'S COMP GEN GOV	136,941.00	0.00	136,941.00	101,084.75	0.00	35,856.25	73.8%
10110253 52910	WORKERS COMP BOE	324,438.00	0.00	324,438.00	303,254.25	0.00	21,183.75	93.5%
10110253 52915	LIFE/AD&D/DISABILITY INSURANCE	18,831.00	0.00	18,831.00	11,101.25	5,988.39	1,741.36	90.8%
TOTAL EMPLOYEE EXPENSES		10,517,247.00	0.00	10,517,247.00	8,479,570.44	685,180.39	1,352,496.17	87.1%
TOTAL EXPENSES		10,517,247.00	0.00	10,517,247.00	8,479,570.44	685,180.39	1,352,496.17	
10110301 REGISTRARS								
10110301 51700	ADMINISTRATIVE WAGES	39,614.00	0.00	39,614.00	31,875.40	0.00	7,738.60	80.5%
10110301 58110	TRAINING/MTGS/DUES/SUBSCRIP	1,200.00	0.00	1,200.00	700.00	377.56	122.44	89.8%

Town and Schools of Ledyard



YEAR-TO-DATE BUDGET REPORT

FOR 2023 10							
10110301 REGISTRARS	ORIGINAL APPROP	TRANS/ADJSMTS	REVISED BUDGET	YTD EXPENDED	ENCUMBRANCES	AVAILABLE BUDGET	% USED
TOTAL REGISTRARS	40,814.00	0.00	40,814.00	32,575.40	377.56	7,861.04	80.7%
TOTAL EXPENSES	40,814.00	0.00	40,814.00	32,575.40	377.56	7,861.04	
10110303 ELECTIONS							
10110303 51720	12,500.00	STIPENDS 250.00	12,750.00	12,615.00	0.00	135.00	98.9%
10110303 54310	2,050.00	EQUIPMENT MAINTENANCE 200.00	2,250.00	2,250.00	0.00	0.00	100.0%
10110303 55300	1,400.00	COMMUNICATIONS 0.00	1,400.00	0.00	0.00	1,400.00	.0%
10110303 56900	9,500.00	OTHER SUPPLIES -450.00	9,050.00	11,366.53	364.95	-2,681.48	129.6%
TOTAL ELECTIONS	25,450.00	0.00	25,450.00	26,231.53	364.95	-1,146.48	104.5%
TOTAL EXPENSES	25,450.00	0.00	25,450.00	26,231.53	364.95	-1,146.48	
10110311 TOWN CLERK							
10110311 51600	62,913.00	DEPARTMENT HEAD WAGES 0.00	62,913.00	51,516.83	0.00	11,396.17	81.9%
10110311 51615	44,062.00	ASSISTANT WAGES 0.00	44,062.00	37,620.19	0.00	6,441.81	85.4%
10110311 53600	4,000.00	ACCOUNTING SERVICES/AUDIT 0.00	4,000.00	3,000.00	1,000.00	0.00	100.0%
10110311 56100	29,810.00	OPERATING EXPENSES 0.00	29,810.00	27,703.83	126.12	1,980.05	93.4%
10110311 56135	4,275.00	RECORDINGS/LICENSING SUPPLIES 4,277.79	8,552.79	4,130.41	753.30	3,669.08	57.1%
10110311 58110	1,275.00	TRAINING/MTGS/DUES/SUBSCRIP 200.00	1,475.00	1,165.76	323.80	-14.56	101.0%
TOTAL TOWN CLERK	146,335.00	4,477.79	150,812.79	125,137.02	2,203.22	23,472.55	84.4%
TOTAL EXPENSES	146,335.00	4,477.79	150,812.79	125,137.02	2,203.22	23,472.55	

YEAR-TO-DATE BUDGET REPORT

FOR 2023 10							
10112101 FINANCE	ORIGINAL APPROP	TRANS/ADJSMTS	REVISED BUDGET	YTD EXPENDED	ENCUMBRANCES	AVAILABLE BUDGET	% USED
10112101 FINANCE							
10112101 51600		DEPARTMENT HEAD WAGES					
	104,923.00	0.00	104,923.00	85,575.64	0.00	19,347.36	81.6%
10112101 51603		ASST FINANCE DIR					
	65,185.00	0.00	65,185.00	54,842.21	0.00	10,342.79	84.1%
10112101 51615		ASSISTANT WAGES					
	86,413.00	0.00	86,413.00	69,534.27	0.00	16,878.73	80.5%
10112101 56100		OPERATING EXPENSES					
	2,400.00	0.00	2,400.00	2,269.46	234.79	-104.25	104.3%
10112101 56200		HEATING OIL/PROPANE					
	58,685.00	0.00	58,685.00	64,603.55	6,814.34	-12,732.89	121.7%
10112101 56220		ELECTRICITY					
	130,000.00	0.00	130,000.00	110,696.38	10,889.00	8,414.62	93.5%
10112101 58110		TRAINING/MTGS/DUES/SUBSCRIP					
	4,500.00	0.00	4,500.00	945.00	500.00	3,055.00	32.1%
TOTAL FINANCE	452,106.00	0.00	452,106.00	388,466.51	18,438.13	45,201.36	90.0%
TOTAL EXPENSES	452,106.00	0.00	452,106.00	388,466.51	18,438.13	45,201.36	
10112111 ASSESSOR							
10112111 51610		SUPERVISORS					
	78,090.00	0.00	78,090.00	89,071.49	0.00	-10,981.49	114.1%
10112111 51615		ASSISTANT WAGES					
	39,858.00	0.00	39,858.00	33,022.13	0.00	6,835.87	82.8%
10112111 53700		CONTRACT MAINTENANCE/LEASES					
	14,500.00	0.00	14,500.00	14,461.00	0.00	39.00	99.7%
10112111 56100		OPERATING EXPENSES					
	2,000.00	0.00	2,000.00	1,033.03	37.05	929.92	53.5%
10112111 58110		TRAINING/MTGS/DUES/SUBSCRIP					
	3,000.00	0.00	3,000.00	784.37	560.00	1,655.63	44.8%
TOTAL ASSESSOR	137,448.00	0.00	137,448.00	138,372.02	597.05	-1,521.07	101.1%
TOTAL EXPENSES	137,448.00	0.00	137,448.00	138,372.02	597.05	-1,521.07	
10112131 TAX COLLECTOR							
10112131 51300		SEASONAL HELP					

YEAR-TO-DATE BUDGET REPORT

FOR 2023 10								
10112131 TAX COLLECTOR	ORIGINAL APPROP	TRANS/ADJSMTS	REVISED BUDGET	YTD EXPENDED	ENCUMBRANCES	AVAILABLE BUDGET	% USED	
10112131 51610	1,600.00	SUPERVISORS 0.00	1,600.00	3,232.13	0.00	-1,632.13	202.0%	
10112131 51615	63,576.00	ASSISTANT WAGES 0.00	63,576.00	54,463.54	0.00	9,112.46	85.7%	
10112131 53700	40,069.00	CONTRACT MAINTENANCE/LEASES 0.00	40,069.00	33,932.07	0.00	6,136.93	84.7%	
10112131 54421	2,400.00	TAX REFUNDS 0.00	2,400.00	1,255.00	1,050.00	95.00	96.0%	
10112131 56100	0.00	OPERATING EXPENSES 0.00	0.00	80,304.48	0.00	-80,304.48	100.0%	
10112131 58110	22,000.00	TRAINING/MTGS/DUES/SUBSCRIP 0.00	22,000.00	6,502.20	13,184.05	2,313.75	89.5%	
10112131 58506	2,980.00	TAX UNDERPAYMENT 0.00	2,980.00	895.00	935.00	1,150.00	61.4%	
	150.00	0.00	150.00	0.00	150.00	0.00	100.0%	
TOTAL TAX COLLECTOR	132,775.00	0.00	132,775.00	180,584.42	15,319.05	-63,128.47	147.5%	
TOTAL EXPENSES	132,775.00	0.00	132,775.00	180,584.42	15,319.05	-63,128.47		
10112151 MIS								
10112151 51610	78,014.00	SUPERVISORS 0.00	78,014.00	65,906.59	0.00	12,107.41	84.5%	
10112151 51700	44,062.00	ADMINISTRATIVE WAGES 0.00	44,062.00	31,071.20	0.00	12,990.80	70.5%	
10112151 53655	16,228.00	VIDEO STREAMING -142.44	16,085.56	15,952.00	0.00	133.56	99.2%	
10112151 53657	6,853.00	WEBSITE UPGRADE/SUPPORT 0.00	6,853.00	6,853.00	0.00	0.00	100.0%	
10112151 53690	113,621.00	SOFTWARE SUPPORT & MAINT 146.64	113,767.64	113,282.29	485.35	0.00	100.0%	
10112151 53695	22,000.00	FINANCIAL SOFTWARE HOSTING 0.00	22,000.00	22,000.00	0.00	0.00	100.0%	
10112151 53696	10,500.00	LAND USE SOFTWARE LICENSING 0.00	10,500.00	10,500.00	0.00	0.00	100.0%	
10112151 54300	5,000.00	REPAIRS & MAINTENANCE 0.00	5,000.00	1,250.16	3,066.00	683.84	86.3%	
10112151 55330	12,834.00	TELEPHONE & FAX SERVICE 0.00	12,834.00	9,077.59	3,756.41	0.00	100.0%	
10112151 55340	7,500.00	INTERNET SERVICE 0.00	7,500.00	4,716.00	2,784.00	0.00	100.0%	

YEAR-TO-DATE BUDGET REPORT

FOR 2023 10										
10112151 MIS	ORIGINAL	APPROP	TRANS/ADJSMTS	REVISED	BUDGET	YTD EXPENDED	ENCUMBRANCES	AVAILABLE	BUDGET	% USED
10112151 56900	6,000.00		OTHER SUPPLIES 0.00	6,000.00		5,969.96	0.00	30.04		99.5%
10112151 57400	4,000.00		COMPUTER EQUIPMENT 0.00	4,000.00		3,280.61	683.43	35.96		99.1%
10112151 57410	10,091.00		COMPUTER SOFTWARE 0.00	10,091.00		9,011.30	1,079.70	0.00		100.0%
10112151 58110	1,010.00		TRAINING/MTGS/DUES/SUBSCRIP -4.20	1,005.80		789.75	0.00	216.05		78.5%
TOTAL MIS	337,713.00		0.00	337,713.00		299,660.45	11,854.89	26,197.66		92.2%
	337,713.00		TOTAL EXPENSES 0.00	337,713.00		299,660.45	11,854.89	26,197.66		
10114301 LAND USE										
10114301 51600	92,052.00		DEPARTMENT HEAD WAGES 0.00	92,052.00		77,296.14	0.00	14,755.86		84.0%
10114301 51610	122,921.00		SUPERVISORS 0.00	122,921.00		92,948.08	25,103.50	4,869.42		96.0%
10114301 51615	82,737.00		ASSISTANT WAGES 0.00	82,737.00		49,519.05	0.00	33,217.95		59.9%
10114301 51800	400.00		PART-TIME WAGES 0.00	400.00		307.50	0.00	92.50		76.9%
10114301 56100	6,600.00		OPERATING EXPENSES 0.00	6,600.00		2,797.14	2,675.63	1,127.23		82.9%
10114301 58110	3,000.00		TRAINING/MTGS/DUES/SUBSCRIP 0.00	3,000.00		433.05	1.95	2,565.00		14.5%
TOTAL LAND USE	307,710.00		0.00	307,710.00		223,300.96	27,781.08	56,627.96		81.6%
	307,710.00		TOTAL EXPENSES 0.00	307,710.00		223,300.96	27,781.08	56,627.96		
10114303 PLANNING COMMISSION										
10114303 53400	2,000.00		OTHER PROFESS/TECH SERVICES 0.00	2,000.00		850.00	0.00	1,150.00		42.5%
10114303 56100	1,000.00		OPERATING EXPENSES 0.00	1,000.00		429.54	20.46	550.00		45.0%

YEAR-TO-DATE BUDGET REPORT

FOR 2023 10							
10114303 PLANNING COMMISSION	ORIGINAL APPROP	TRANS/ADJSMTS	REVISED BUDGET	YTD EXPENDED	ENCUMBRANCES	AVAILABLE BUDGET	% USED
TOTAL PLANNING COMMISSION	3,000.00	0.00	3,000.00	1,279.54	20.46	1,700.00	43.3%
TOTAL EXPENSES	3,000.00	0.00	3,000.00	1,279.54	20.46	1,700.00	
10114305 EDC							
10114305 56100	OPERATING EXPENSES	1,000.00	0.00	1,000.00	36.41	963.59	3.6%
10114305 58100	DUES & FEES	5,850.00	0.00	5,850.00	5,694.55	155.45	97.3%
TOTAL EDC		6,850.00	0.00	6,850.00	5,730.96	1,119.04	83.7%
TOTAL EXPENSES		6,850.00	0.00	6,850.00	5,730.96	1,119.04	
10114501 IWWC							
10114501 56100	OPERATING EXPENSES	500.00	0.00	500.00	322.73	165.00	67.0%
TOTAL IWWC		500.00	0.00	500.00	322.73	165.00	67.0%
TOTAL EXPENSES		500.00	0.00	500.00	322.73	165.00	
10114507 ZONING BOARD OF APPEALS							
10114507 56100	OPERATING EXPENSES	500.00	0.00	500.00	367.73	120.00	76.0%
TOTAL ZONING BOARD OF APPEALS		500.00	0.00	500.00	367.73	120.00	76.0%
TOTAL EXPENSES		500.00	0.00	500.00	367.73	120.00	
10120101 POLICE							
10120101 51130	OVERTIME						

YEAR-TO-DATE BUDGET REPORT

FOR 2023 10									
10120101 POLICE	ORIGINAL	APPROP	TRANS/ADJSMTS	REVISED	BUDGET	YTD EXPENDED	ENCUMBRANCES	AVAILABLE BUDGET	% USED
10120101 51608	362,250.00		0.00	362,250.00		347,483.44	0.00	14,766.56	95.9%
			DEPARTMENT HEAD - CHIEF						
10120101 51609	131,087.00		0.00	131,087.00		107,335.03	0.00	23,751.97	81.9%
			CAPTAIN						
10120101 51630	97,375.00		10,517.00	107,892.00		101,605.71	0.00	6,286.29	94.2%
			PUBLIC SAFETY EMPLOYEES						
10120101 51700	1,596,502.00		0.00	1,596,502.00		1,330,544.69	0.00	265,957.31	83.3%
			ADMINISTRATIVE WAGES						
10120101 51715	47,403.00		0.00	47,403.00		39,726.56	0.00	7,676.44	83.8%
			HOLIDAY PAY						
10120101 51716	60,000.00		-4,000.00	56,000.00		34,142.38	0.00	21,857.62	61.0%
			DUI GRANT PAYROLL						
10120101 51717	6,000.00		0.00	6,000.00		201.94	0.00	5,798.06	3.4%
			OT OUTSIDE ASSIGNMENTS						
10120101 51720	50,000.00		0.00	50,000.00		178,832.53	0.00	-128,832.53	357.7%
			STIPEND-MEALS AND UNIFORMS						
10120101 51730	10,800.00		0.00	10,800.00		8,374.00	0.00	2,426.00	77.5%
			DEGREE INCENTIVE						
10120101 51900	9,800.00		-3,400.00	6,400.00		1,600.00	0.00	4,800.00	25.0%
			COMP-TIME LIABILITY						
10120101 53645	11,500.00		0.00	11,500.00		15,767.87	0.00	-4,267.87	137.1%
			TRAINING SALARY						
10120101 53646	48,000.00		0.00	48,000.00		49,361.75	0.00	-1,361.75	102.8%
			TRAINING SUPPORT						
10120101 53700	24,908.00		2,400.00	27,308.00		26,259.91	350.00	698.09	97.4%
			CONTRACT MAINTENANCE/LEASES						
10120101 54226	29,283.00		3,000.00	32,283.00		30,862.83	710.20	709.97	97.8%
			PRISONER EXPENSES						
10120101 54300	4,050.00		0.00	4,050.00		2,804.82	363.71	881.47	78.2%
			REPAIRS & MAINTENANCE						
10120101 54310	9,500.00		-2,000.00	7,500.00		4,242.18	730.11	2,527.71	66.3%
			EQUIPMENT MAINTENANCE						
10120101 55330	30,000.00		0.00	30,000.00		25,339.21	3,475.38	1,185.41	96.0%
			TELEPHONE & FAX SERVICE						
10120101 55335	2,750.00		0.00	2,750.00		1,949.59	800.41	0.00	100.0%
			MOBILE DATA SERVICE						
10120101 56100	11,972.00		0.00	11,972.00		8,170.22	2,935.36	866.42	92.8%
			OPERATING EXPENSES						
10120101 56205	18,000.00		4,000.00	22,000.00		17,095.45	3,574.44	1,330.11	94.0%
			WATER						
10120101 56205	3,000.00		0.00	3,000.00		2,216.34	33.66	750.00	75.0%
			DIESEL/GASOLINE						
10120101 56260	66,550.00		0.00	66,550.00		54,628.75	0.00	11,921.25	82.1%
			UNIFORMS						
10120101 56730	38,000.00		0.00	38,000.00		28,038.47	9,297.67	663.86	98.3%

Town and Schools of Ledyard



YEAR-TO-DATE BUDGET REPORT

FOR 2023 10										
10120101 POLICE	ORIGINAL	APPROP	TRANS/ADJSMTS	REVISED	BUDGET	YTD EXPENDED	ENCUMBRANCES	AVAILABLE	BUDGET	% USED
10120101 56900	18,700.00		OTHER SUPPLIES	0.00	18,700.00	15,088.23	192.61	3,419.16		81.7%
10120101 57300	2,400.00		NEW EQUIPMENT	0.00	2,400.00	2,390.00	0.00	10.00		99.6%
10120101 58110	3,000.00		TRAINING/MTGS/DUES/SUBSCRIP	0.00	3,000.00	1,320.00	665.00	1,015.00		66.2%
TOTAL POLICE	2,692,830.00			10,517.00	2,703,347.00	2,435,381.90	23,128.55	244,836.55		90.9%
	2,692,830.00		TOTAL EXPENSES	10,517.00	2,703,347.00	2,435,381.90	23,128.55	244,836.55		
10120103 DISPATCH										
10120103 51130	55,000.00		OVERTIME	0.00	55,000.00	111,747.56	0.00	-56,747.56		203.2%
10120103 51299	20,000.00		PER DIEM WAGES	0.00	20,000.00	5,105.39	0.00	14,894.61		25.5%
10120103 51630	416,407.00		PUBLIC SAFETY EMPLOYEES	0.00	416,407.00	372,743.89	0.00	43,663.11		89.5%
10120103 51715	8,000.00		HOLIDAY PAY	0.00	8,000.00	16,299.25	0.00	-8,299.25		203.7%
10120103 51720	1,455.00		MEAL STIPENDS	0.00	1,455.00	1,080.00	0.00	375.00		74.2%
10120103 53700	39,053.00		CONTRACT MAINTENANCE/LEASES	0.00	39,053.00	38,382.31	232.00	438.69		98.9%
10120103 55330	12,050.00		TELEPHONE & FAX SERVICE	700.00	12,750.00	10,057.34	2,642.66	50.00		99.6%
10120103 56100	5,000.00		OPERATING EXPENSES	0.00	5,000.00	3,507.33	620.67	872.00		82.6%
10120103 56730	5,020.00		UNIFORMS	-700.00	4,320.00	977.00	1,160.00	2,183.00		49.5%
10120103 58110	3,000.00		TRAINING/MTGS/DUES/SUBSCRIP	0.00	3,000.00	2,174.30	289.00	536.70		82.1%
TOTAL DISPATCH	564,985.00			0.00	564,985.00	562,074.37	4,944.33	-2,033.70		100.4%
	564,985.00		TOTAL EXPENSES	0.00	564,985.00	562,074.37	4,944.33	-2,033.70		
10120105 ANIMAL CONTROL										
10120105 51130	2,000.00		OVERTIME	0.00	2,000.00	721.98	0.00	1,278.02		36.1%

YEAR-TO-DATE BUDGET REPORT

FOR 2023 10								
10120105 ANIMAL CONTROL	ORIGINAL APPROP	TRANS/ADJSMTS	REVISED BUDGET	YTD EXPENDED	ENCUMBRANCES	AVAILABLE BUDGET	% USED	
10120105 51205	49,285.00	ANIMAL CONTROL OFFICER 0.00	49,285.00	29,220.14	0.00	20,064.86	59.3%	
10120105 51800	14,950.00	PART-TIME WAGES 0.00	14,950.00	28,400.00	0.00	-13,450.00	190.0%	
10120105 53310	2,500.00	VETERINARIAN 0.00	2,500.00	887.74	0.00	1,612.26	35.5%	
10120105 53645	400.00	TRAINING 0.00	400.00	35.00	0.00	365.00	8.8%	
10120105 56100	7,200.00	OPERATING EXPENSES 500.00	7,700.00	5,977.23	1,685.32	37.45	99.5%	
10120105 57305	1,000.00	ACO EQUIPMENT -500.00	500.00	322.60	0.00	177.40	64.5%	
10120105 58000	1,500.00	SPAY/NEUTER PROGRAM 0.00	1,500.00	1,055.21	0.00	444.79	70.3%	
10120105 58790	0.00	MISCELLANEOUS EXPENSES 0.00	0.00	4,831.25	0.00	-4,831.25	100.0%	
TOTAL ANIMAL CONTROL								
	78,835.00	0.00	78,835.00	71,451.15	1,685.32	5,698.53	92.8%	
TOTAL EXPENSES								
	78,835.00	0.00	78,835.00	71,451.15	1,685.32	5,698.53		
10120301 FIRE MARSHALL								
10120301 51130	100.00	OVERTIME 0.00	100.00	0.00	0.00	100.00	.0%	
10120301 51630	75,468.00	PUBLIC SAFETY EMPLOYEES 0.00	75,468.00	62,650.92	0.00	12,817.08	83.0%	
10120301 55330	3,700.00	TELEPHONE & FAX SERVICE 1,000.00	4,700.00	3,338.32	1,161.68	200.00	95.7%	
10120301 56100	8,000.00	OPERATING EXPENSES 0.00	8,000.00	5,418.74	1,266.52	1,314.74	83.6%	
10120301 56450	0.00	CODE AND REFERENCE BOOKS 3,000.00	3,000.00	2,700.00	0.00	300.00	90.0%	
10120301 56730	850.00	UNIFORMS 0.00	850.00	816.00	0.00	34.00	96.0%	
10120301 58110	2,400.00	TRAINING/MTGS/DUES/SUBSCRIP 0.00	2,400.00	943.87	526.13	930.00	61.3%	
TOTAL FIRE MARSHALL								
	90,518.00	4,000.00	94,518.00	75,867.85	2,954.33	15,695.82	83.4%	
TOTAL EXPENSES								
	90,518.00	4,000.00	94,518.00	75,867.85	2,954.33	15,695.82		

Town and Schools of Ledyard



YEAR-TO-DATE BUDGET REPORT

FOR 2023 10

10120401 ADMIN EMERGENCY SERV	ORIGINAL APPROP	TRANS/ADJSMTS	REVISED BUDGET	YTD EXPENDED	ENCUMBRANCES	AVAILABLE BUDGET	% USED
-------------------------------	-----------------	---------------	----------------	--------------	--------------	------------------	--------

10120401 ADMIN EMERGENCY SERV

10120401 51130	OVERTIME	10,000.00	0.00	10,000.00	6,451.68	0.00	3,548.32	64.5%
10120401 51600	DEPARTMENT HEAD WAGES	19,988.00	0.00	19,988.00	17,229.09	0.00	2,758.91	86.2%
10120401 51630	PUBLIC SAFETY EMPLOYEES	300,460.00	0.00	300,460.00	254,343.66	0.00	46,116.34	84.7%
10120401 56100	OPERATING EXPENSES	36,400.00	0.00	36,400.00	5,505.83	10,772.21	20,121.96	44.7%
10120401 57307	THIRD PARTY AMBULANCE SERVICE	75,000.00	0.00	75,000.00	75,000.00	0.00	0.00	100.0%
TOTAL ADMIN EMERGENCY SERV		441,848.00	0.00	441,848.00	358,530.26	10,772.21	72,545.53	83.6%
TOTAL EXPENSES		441,848.00	0.00	441,848.00	358,530.26	10,772.21	72,545.53	

10120501 LEDYARD FIRE COMPANY

10120501 51720	INCENTIVE	5,000.00	0.00	5,000.00	2,500.00	2,500.00	0.00	100.0%
10120501 53645	TRAINING	13,230.00	0.00	13,230.00	9,725.53	1,000.00	2,504.47	81.1%
10120501 53685	FIRE HOSE TESTING	1,400.00	0.00	1,400.00	0.00	0.00	1,400.00	.0%
10120501 54300	REPAIRS & MAINTENANCE	34,000.00	0.00	34,000.00	18,773.86	2,468.32	12,757.82	62.5%
10120501 55320	CELL PHONE SERVICE	2,000.00	0.00	2,000.00	675.00	0.00	1,325.00	33.8%
10120501 56100	OPERATING EXPENSES	15,000.00	0.00	15,000.00	6,116.24	1,626.81	7,256.95	51.6%
10120501 56730	UNIFORMS	12,000.00	0.00	12,000.00	7,123.33	516.79	4,359.88	63.7%
10120501 57017	FIRE POLICE	5,000.00	0.00	5,000.00	0.00	220.00	4,780.00	4.4%
10120501 57300	NEW EQUIPMENT	10,000.00	0.00	10,000.00	3,199.04	50.03	6,750.93	32.5%
10120501 58790	INCENTIVE	28,500.00	0.00	28,500.00	28,500.00	0.00	0.00	100.0%

Town and Schools of Ledyard



YEAR-TO-DATE BUDGET REPORT

FOR 2023 10							
10120501 LEDYARD FIRE COMPANY	ORIGINAL APPROP	TRANS/ADJSMTS	REVISED BUDGET	YTD EXPENDED	ENCUMBRANCES	AVAILABLE BUDGET	% USED
TOTAL LEDYARD FIRE COMPANY	126,130.00	0.00	126,130.00	76,613.00	8,381.95	41,135.05	67.4%
TOTAL EXPENSES	126,130.00	0.00	126,130.00	76,613.00	8,381.95	41,135.05	
10120551 GALES FERRY FIRE COMPANY							
10120551 51720	4,500.00	INCENTIVE					
		100.00	4,600.00	4,500.00	100.00	0.00	100.0%
10120551 53645	16,500.00	TRAINING	16,500.00	9,758.58	4,266.42	2,475.00	85.0%
10120551 53685	1,000.00	FIRE HOSE APPLIANCE TESTING					
		-1,000.00	0.00	0.00	0.00	0.00	.0%
10120551 55330	2,400.00	TELEPHONE & FAX SERVICE	2,400.00	1,549.67	550.33	300.00	87.5%
		0.00					
10120551 55555	500.00	COVID19 EXPENSES	500.00	0.00	0.00	500.00	.0%
		0.00					
10120551 56100	31,600.00	OPERATING EXPENSES	32,500.00	18,691.29	9,119.73	4,688.98	85.6%
		900.00					
10120551 56106	59,874.00	TRUCK GARAGING	59,874.00	59,874.00	0.00	0.00	100.0%
		0.00					
10120551 56700	37,000.00	VEHICLE EQUIPMENT/PARTS	37,000.00	25,072.78	3,566.57	8,360.65	77.4%
		0.00					
10120551 56730	13,000.00	UNIFORMS	13,000.00	3,220.03	4,579.97	5,200.00	60.0%
		0.00					
10120551 57017	3,000.00	FIRE POLICE	3,000.00	480.00	320.00	2,200.00	26.7%
		0.00					
10120551 57300	6,000.00	NEW EQUIPMENT	6,000.00	5,290.85	609.15	100.00	98.3%
		0.00					
10120551 58790	28,500.00	MISCELLANEOUS EXPENSES	28,500.00	28,500.00	0.00	0.00	100.0%
		0.00					
TOTAL GALES FERRY FIRE COMPANY	203,874.00	0.00	203,874.00	156,937.20	23,112.17	23,824.63	88.3%
TOTAL EXPENSES	203,874.00	0.00	203,874.00	156,937.20	23,112.17	23,824.63	
10120701 EMERGENCY MANAGEMENT							
10120701 51630	15,990.00	PUBLIC SAFETY EMPLOYEES	15,990.00	11,830.00	0.00	4,160.00	74.0%
		0.00					

Town and Schools of Ledyard

YEAR-TO-DATE BUDGET REPORT

FOR 2023 10								
10120701	EMERGENCY MANAGEMENT	ORIGINAL APPROP	TRANS/ADJSMTS	REVISED BUDGET	YTD EXPENDED	ENCUMBRANCES	AVAILABLE BUDGET	% USED
10120701	56100	4,850.00	0.00	4,850.00	325.30	835.76	3,688.94	23.9%
	OPERATING EXPENSES							
	TOTAL EMERGENCY MANAGEMENT	20,840.00	0.00	20,840.00	12,155.30	835.76	7,848.94	62.3%
	TOTAL EXPENSES	20,840.00	0.00	20,840.00	12,155.30	835.76	7,848.94	
10130101 PUBLIC HEALTH NURSING								
10130101	51600	94,546.00	0.00	94,546.00	77,218.65	0.00	17,327.35	81.7%
	DEPARTMENT HEAD WAGES							
10130101	51610	70,160.00	0.00	70,160.00	66,003.95	0.00	4,156.05	94.1%
	SUPERVISORS							
10130101	51615	98,720.00	0.00	98,720.00	66,948.76	0.00	31,771.24	67.8%
	ASSISTANT WAGES							
10130101	51645	214,903.00	0.00	214,903.00	155,652.38	0.00	59,250.62	72.4%
	NURSES SALARY							
10130101	51646	32,000.00	0.00	32,000.00	18,124.27	0.00	13,875.73	56.6%
	NURSE AIDES							
10130101	51710	63,850.00	-1,500.00	62,350.00	5,825.60	0.00	56,524.40	9.3%
	PER DIEM NURSES							
10130101	51720	10,000.00	0.00	10,000.00	8,440.00	0.00	1,560.00	84.4%
	STIPENDS							
10130101	52610	1,620.00	0.00	1,620.00	1,550.00	0.00	70.00	95.7%
	CLOTHING ALLOWANCE							
10130101	53300	135,000.00	0.00	135,000.00	67,944.36	40,310.64	26,745.00	80.2%
	PROFESSIONAL/TECH SERVICES							
10130101	53400	3,210.00	0.00	3,210.00	650.00	350.00	2,210.00	31.2%
	OTHER PROFESS/TECH SERVICES							
10130101	53600	3,000.00	0.00	3,000.00	2,375.00	0.00	625.00	79.2%
	ACCOUNTING SERVICES/AUDIT							
10130101	53635	2,500.00	0.00	2,500.00	1,500.00	300.00	700.00	72.0%
	PATIENT SATISFACTION SURVEY							
10130101	53636	13,920.00	0.00	13,920.00	7,487.80	1,512.20	4,920.00	64.7%
	ICD CODING							
10130101	53700	12,143.00	0.00	12,143.00	8,592.50	2,407.50	1,143.00	90.6%
	CONTRACT MAINTENANCE/LEASES							
10130101	54300	34,455.00	0.00	34,455.00	23,073.32	2,186.68	9,195.00	73.3%
	REPAIRS & MAINTENANCE							
10130101	56100	11,174.00	0.00	11,174.00	8,546.02	1,566.77	1,061.21	90.5%
	OPERATING EXPENSES							

YEAR-TO-DATE BUDGET REPORT

FOR 2023 10								
10130101 PUBLIC HEALTH NURSING	ORIGINAL APPROP	TRANS/ADJSMTS	REVISED BUDGET	YTD EXPENDED	ENCUMBRANCES	AVAILABLE BUDGET	% USED	
10130101 56900	13,000.00	0.00	13,000.00	5,709.21	5,974.64	1,316.15	89.9%	
							OTHER SUPPLIES	
10130101 58110	7,040.00	1,500.00	8,540.00	7,161.58	712.97	665.45	92.2%	
							TRAINING/MTGS/DUES/SUBSCRIP	
10130101 58300	16,000.00	0.00	16,000.00	6,491.87	2,702.51	6,805.62	57.5%	
							EMPLOYEE REIMBURSEMENT	
10130101 58775	3,650.00	0.00	3,650.00	865.67	2,054.65	729.68	80.0%	
							COMMUNITY HEALTH PROGRAM	
10130101 58790	1,750.00	0.00	1,750.00	1,148.29	0.00	601.71	65.6%	
							MISCELLANEOUS EXPENSES	
TOTAL PUBLIC HEALTH NURSING	842,641.00	0.00	842,641.00	541,309.23	60,078.56	241,253.21	71.4%	
							TOTAL EXPENSES	
	842,641.00	0.00	842,641.00	541,309.23	60,078.56	241,253.21		
10130103 SCHOOL NURSING								
10130103 51645	264,645.00	0.00	264,645.00	205,035.85	0.00	59,609.15	77.5%	
							NURSES SALARY	
10130103 51646	45,356.00	15,000.00	60,356.00	46,424.10	0.00	13,931.90	76.9%	
							NURSE AIDES	
10130103 51710	36,100.00	-15,000.00	21,100.00	7,317.49	0.00	13,782.51	34.7%	
							OTHER WAGES	
10130103 52610	1,500.00	0.00	1,500.00	750.00	0.00	750.00	50.0%	
							CLOTHING ALLOWANCE	
10130103 56100	940.00	0.00	940.00	0.00	0.00	940.00	.0%	
							OPERATING EXPENSES	
10130103 58110	2,205.00	0.00	2,205.00	303.68	68.00	1,833.32	16.9%	
							TRAINING/MTGS/DUES/SUBSCRIP	
TOTAL SCHOOL NURSING	350,746.00	0.00	350,746.00	259,831.12	68.00	90,846.88	74.1%	
							TOTAL EXPENSES	
	350,746.00	0.00	350,746.00	259,831.12	68.00	90,846.88		
10130301 SOCIAL SERVICES								
10130301 51610	87,297.00	0.00	87,297.00	72,095.85	0.00	15,201.15	82.6%	
							SUPERVISORS	

Town and Schools of Ledyard

YEAR-TO-DATE BUDGET REPORT

FOR 2023 10								
10130301 SOCIAL SERVICES	ORIGINAL APPROP	TRANS/ADJSMTS	REVISED BUDGET	YTD EXPENDED	ENCUMBRANCES	AVAILABLE BUDGET	% USED	
10130301 51700	4,400.00	COUNSELOR 0.00	4,400.00	1,822.54	1,846.96	730.50	83.4%	
10130301 54401	3,500.00	FOOD PANTRY EXPENSES 0.00	3,500.00	0.00	0.00	3,500.00	.0%	
10130301 56100	4,622.00	OPERATING EXPENSES 0.00	4,622.00	2,949.91	145.28	1,526.81	67.0%	
TOTAL SOCIAL SERVICES	99,819.00	0.00	99,819.00	76,868.30	1,992.24	20,958.46	79.0%	
TOTAL EXPENSES	99,819.00	0.00	99,819.00	76,868.30	1,992.24	20,958.46		
10130501 SENIOR CENTER								
10130501 51615	36,291.00	ASSISTANT WAGES 0.00	36,291.00	29,539.09	0.00	6,751.91	81.4%	
10130501 51700	18,656.00	ADMINISTRATIVE WAGES -5,000.00	13,656.00	7,821.35	0.00	5,834.65	57.3%	
10130501 51800	20,000.00	VAN DRIVER WAGES 0.00	20,000.00	21,575.55	0.00	-1,575.55	107.9%	
10130501 53658	3,600.00	REGIONAL SENIOR WEBSITE 0.00	3,600.00	3,600.00	0.00	0.00	100.0%	
10130501 53700	3,765.00	CONTRACT MAINTENANCE/LEASES 0.00	3,765.00	3,151.45	577.55	36.00	99.0%	
10130501 54310	1,500.00	EQUIPMENT MAINTENANCE 553.00	2,053.00	2,025.29	6.07	21.64	98.9%	
10130501 56100	3,370.00	OPERATING EXPENSES -553.00	2,817.00	1,454.19	1,303.71	59.10	97.9%	
10130501 58775	10,000.00	COMMUNITY HEALTH PROGRAM 5,000.00	15,000.00	10,836.00	711.00	3,453.00	77.0%	
TOTAL SENIOR CENTER	97,182.00	0.00	97,182.00	80,002.92	2,598.33	14,580.75	85.0%	
TOTAL EXPENSES	97,182.00	0.00	97,182.00	80,002.92	2,598.33	14,580.75		
10140101 ADMINISTRATION								
10140101 51600	125,195.00	DEPARTMENT HEAD WAGES 0.00	125,195.00	101,716.79	0.00	23,478.21	81.2%	

YEAR-TO-DATE BUDGET REPORT

FOR 2023 10								
10140101 ADMINISTRATION	ORIGINAL APPROP	TRANS/ADJSMTS	REVISED BUDGET	YTD EXPENDED	ENCUMBRANCES	AVAILABLE BUDGET	% USED	
10140101 53300	70,000.00	PROFESSIONAL/TECH SERVICES 0.00	70,000.00	30,129.64	31,069.86	8,800.50	87.4%	
10140101 58110	3,675.00	TRAINING/MTGS/DUES/SUBSCRIP 0.00	3,675.00	2,766.25	1,643.75	-735.00	120.0%	
TOTAL ADMINISTRATION	198,870.00	0.00	198,870.00	134,612.68	32,713.61	31,543.71	84.1%	
TOTAL EXPENSES	198,870.00	0.00	198,870.00	134,612.68	32,713.61	31,543.71		
10140103 HIGHWAY								
10140103 51130	12,500.00	OVERTIME 0.00	12,500.00	8,824.10	0.00	3,675.90	70.6%	
10140103 51301	15,000.00	SEASONAL HELP SUMMER 0.00	15,000.00	5,586.00	0.00	9,414.00	37.2%	
10140103 51610	87,665.00	SUPERVISORS 0.00	87,665.00	72,760.19	0.00	14,904.81	83.0%	
10140103 51620	827,966.00	PUBLIC WORKS EMPLOYEES 0.00	827,966.00	641,295.23	0.00	186,670.77	77.5%	
10140103 51710	7,500.00	POSITION UPGRADE PAY 0.00	7,500.00	4,412.00	0.00	3,088.00	58.8%	
10140103 51805	5,000.00	PT SNOWPLOW DRIVERS 0.00	5,000.00	334.41	0.00	4,665.59	6.7%	
10140103 51815	95,000.00	OVERTIME SNOW PLOWING 0.00	95,000.00	36,510.16	0.00	58,489.84	38.4%	
10140103 53645	1,800.00	TRAINING 0.00	1,800.00	2,745.00	400.00	-1,345.00	174.7%	
10140103 53700	3,000.00	CONTRACT MAINTENANCE/LEASES 0.00	3,000.00	0.00	4,013.78	-1,013.78	133.8%	
10140103 55300	5,000.00	TELEPHONE/CABLE 0.00	5,000.00	2,964.94	1,335.06	700.00	86.0%	
10140103 56260	40,000.00	GASOLINE/OIL 0.00	40,000.00	21,031.04	8,868.96	10,100.00	74.8%	
10140103 56265	60,000.00	DIESEL FUEL 0.00	60,000.00	32,538.57	17,461.43	10,000.00	83.3%	
10140103 56730	13,000.00	UNIFORMS 0.00	13,000.00	9,642.99	3,016.56	340.45	97.4%	
10140103 56900	2,300.00	OTHER SUPPLIES 0.00	2,300.00	1,593.87	1,606.13	-900.00	139.1%	
10140103 57300	1,500.00	NEW EQUIPMENT 0.00	1,500.00	1,328.73	621.27	-450.00	130.0%	

YEAR-TO-DATE BUDGET REPORT

FOR 2023 10									
10140103 HIGHWAY	ORIGINAL	APPROP	TRANS/ADJSMTS	REVISED	BUDGET	YTD EXPENDED	ENCUMBRANCES	AVAILABLE BUDGET	% USED
10140103 58300	5,500.00		EMPLOYEE REIMBURSEMENT	0.00	5,500.00	1,476.00	0.00	4,024.00	26.8%
TOTAL HIGHWAY	1,182,731.00			0.00	1,182,731.00	843,043.23	37,323.19	302,364.58	74.4%
	1,182,731.00		TOTAL EXPENSES	0.00	1,182,731.00	843,043.23	37,323.19	302,364.58	
10140105 VEHICLE MAINTENANCE									
10140105 51620	126,589.00		PUBLIC WORKS EMPLOYEES	0.00	126,589.00	102,744.27	0.00	23,844.73	81.2%
10140105 56100	2,100.00		OPERATING EXPENSES	0.00	2,100.00	1,577.98	587.02	-65.00	103.1%
10140105 56300	5,500.00		SNOW PLOW BLADES	0.00	5,500.00	3,250.00	250.00	2,000.00	63.6%
10140105 56700	135,000.00		VEHICLE/EQUIP PARTS	-500.00	134,500.00	111,933.34	25,252.16	-2,685.50	102.0%
10140105 56705	1,000.00		OXYGEN & WELDING	500.00	1,500.00	1,046.48	453.52	0.00	100.0%
10140105 56715	10,000.00		TIRES	0.00	10,000.00	19,429.90	170.10	-9,600.00	196.0%
TOTAL VEHICLE MAINTENANCE	280,189.00			0.00	280,189.00	239,981.97	26,712.80	13,494.23	95.2%
	280,189.00		TOTAL EXPENSES	0.00	280,189.00	239,981.97	26,712.80	13,494.23	
10140107 ROAD UPKEEP									
10140107 56301	125,000.00		SALT AND SAND	0.00	125,000.00	73,147.85	0.00	51,852.15	58.5%
10140107 56302	300.00		SNOW DAMAGE	0.00	300.00	8.54	191.46	100.00	66.7%
10140107 56303	5,000.00		BITUMINOUS CONCRETE	0.00	5,000.00	10,076.30	4,923.70	-10,000.00	300.0%
10140107 56304	4,000.00		STREETS SIGNS & MARKINGS	0.00	4,000.00	2,637.36	462.64	900.00	77.5%
10140107 56305	3,000.00		GUIDE RAILS	62.50	3,062.50	3,062.50	0.00	0.00	100.0%

Town and Schools of Ledyard

YEAR-TO-DATE BUDGET REPORT

FOR 2023 10								
10140107 ROAD UPKEEP	ORIGINAL APPROP	TRANS/ADJSMTS	REVISED BUDGET	YTD EXPENDED	ENCUMBRANCES	AVAILABLE BUDGET	% USED	
10140107 56306	4,000.00	TREE REMOVAL 25,000.00	29,000.00	29,120.00	9,880.00	-10,000.00	134.5%	
10140107 56307	3,000.00	GRAVEL 0.00	3,000.00	2,814.24	185.76	0.00	100.0%	
10140107 56308	3,000.00	DRAINAGE IMPROVEMENT 0.00	3,000.00	2,701.82	898.18	-600.00	120.0%	
10140107 56312	1,500.00	STREETLIGHT MAINTENANCE -62.50	1,437.50	1,001.83	48.17	387.50	73.0%	
10140107 57301	2,000.00	EQUIPMENT RENTAL 0.00	2,000.00	1,628.16	3,663.91	-3,292.07	264.6%	
TOTAL ROAD UPKEEP	150,800.00	25,000.00	175,800.00	126,198.60	20,253.82	29,347.58	83.3%	
TOTAL EXPENSES	150,800.00	25,000.00	175,800.00	126,198.60	20,253.82	29,347.58		
10140111 PROPERTY MAINTENANCE								
10140111 58200	15,000.00	TOWN HALL AND ANNEX 0.00	15,000.00	7,702.61	2,483.00	4,814.39	67.9%	
10140111 58210	26,000.00	PW FACILITIES 0.00	26,000.00	23,516.30	6,944.37	-4,460.67	117.2%	
10140111 58220	15,000.00	POLICE STATION 0.00	15,000.00	6,473.72	5,036.28	3,490.00	76.7%	
10140111 58225	10,000.00	EMERGENCY SERVICES BUILDING 0.00	10,000.00	7,926.66	2,407.83	-334.49	103.3%	
10140111 58230	6,500.00	LIBRARY FAC 0.00	6,500.00	6,073.55	3,797.02	-3,370.57	151.9%	
10140111 58235	8,000.00	SENIOR CENTER FACILITY 0.00	8,000.00	4,064.38	720.76	3,214.86	59.8%	
10140111 58236	5,000.00	TOWN GREEN 0.00	5,000.00	3,943.19	1,887.70	-830.89	116.6%	
TOTAL PROPERTY MAINTENANCE	85,500.00	0.00	85,500.00	59,700.41	23,276.96	2,522.63	97.0%	
TOTAL EXPENSES	85,500.00	0.00	85,500.00	59,700.41	23,276.96	2,522.63		
10140113 SANITATION								
10140113 51620	2,000.00	PUBLIC WORKS EMPLOYEES 0.00	2,000.00	615.47	0.00	1,384.53	30.8%	

YEAR-TO-DATE BUDGET REPORT

FOR 2023 10								
10140113	SANITATION	ORIGINAL APPROP	TRANS/ADJSMTS	REVISED BUDGET	YTD EXPENDED	ENCUMBRANCES	AVAILABLE BUDGET	% USED
10140113	54210	616,803.00	DISPOSAL SERVICE 0.00	616,803.00	507,669.20	101,330.80	7,803.00	98.7%
10140113	54224	400,000.00	TIPPING FEES 0.00	400,000.00	261,025.52	124,974.48	14,000.00	96.5%
10140113	56100	5,000.00	OPERATING EXPENSES 0.00	5,000.00	3,441.56	1,543.44	15.00	99.7%
10140113	58790	75,000.00	MISCELLANEOUS EXPENSES 0.00	75,000.00	46,694.00	18,306.00	10,000.00	86.7%
TOTAL SANITATION		1,098,803.00	0.00	1,098,803.00	819,445.75	246,154.72	33,202.53	97.0%
TOTAL EXPENSES		1,098,803.00	0.00	1,098,803.00	819,445.75	246,154.72	33,202.53	
10150101 LIBRARY								
10150101	51160	23,382.00	CUSTODIAN SALARIES 0.00	23,382.00	19,692.77	0.00	3,689.23	84.2%
10150101	51600	81,136.00	DEPARTMENT HEAD WAGES -3,240.00	77,896.00	63,687.62	0.00	14,208.38	81.8%
10150101	51610	162,753.00	SUPERVISORS -5,000.00	157,753.00	118,098.97	0.00	39,654.03	74.9%
10150101	51615	102,528.00	ASSISTANT WAGES 0.00	102,528.00	88,240.96	0.00	14,287.04	86.1%
10150101	51800	55,765.00	PART-TIME WAGES 0.00	55,765.00	45,116.28	0.00	10,648.72	80.9%
10150101	53700	2,540.00	CONTRACT MAINTENANCE/LEASES 3,240.00	5,780.00	4,810.02	379.98	590.00	89.8%
10150101	55330	3,200.00	TELEPHONE & FAX SERVICE 0.00	3,200.00	2,491.65	708.35	0.00	100.0%
10150101	56100	12,283.00	OPERATING EXPENSES 5,000.00	17,283.00	12,378.72	1,876.11	3,028.17	82.5%
10150101	56140	43,658.00	LION REGIONAL COMPUTER NETWORK 0.00	43,658.00	32,192.10	10,605.78	860.12	98.0%
10150101	56420	55,000.00	LIBRARY BOOKS 0.00	55,000.00	41,788.40	7,353.43	5,858.17	89.3%
TOTAL LIBRARY		542,245.00	0.00	542,245.00	428,497.49	20,923.65	92,823.86	82.9%
TOTAL EXPENSES		542,245.00	0.00	542,245.00	428,497.49	20,923.65	92,823.86	
10160101 PARKS AND RECREATION								
10160101	51600		DEPARTMENT HEAD WAGES					

YEAR-TO-DATE BUDGET REPORT

FOR 2023 10								
10160101	PARKS AND RECREATION	ORIGINAL APPROP	TRANS/ADJSMTS	REVISED BUDGET	YTD EXPENDED	ENCUMBRANCES	AVAILABLE BUDGET	% USED
10160101	51610	78,915.00	0.00	78,915.00	64,514.74	0.00	14,400.26	81.8%
			SUPERVISORS					
10160101	51615	53,393.00	0.00	53,393.00	47,246.86	0.00	6,146.14	88.5%
			ASSISTANT WAGES					
10160101	51710	77,036.00	-5,846.00	71,190.00	53,515.50	0.00	17,674.50	75.2%
			PLAYGROUND & CUSTODIAN					
10160101	53700	10,000.00	0.00	10,000.00	0.00	0.00	10,000.00	.0%
			CONTRACT MAINTENANCE/LEASES					
10160101	54300	161,462.00	0.00	161,462.00	132,633.30	28,828.70	0.00	100.0%
			REPAIRS & MAINTENANCE					
10160101	56100	32,046.00	0.00	32,046.00	21,184.66	10,302.34	559.00	98.3%
			OPERATING EXPENSES					
10160101	56220	24,615.00	0.00	24,615.00	11,818.01	12,167.88	629.11	97.4%
			ELECTRICITY					
		27,000.00	5,846.00	32,846.00	30,434.58	2,411.42	0.00	100.0%
	TOTAL PARKS AND RECREATION	464,467.00	0.00	464,467.00	361,347.65	53,710.34	49,409.01	89.4%
	TOTAL EXPENSES	464,467.00	0.00	464,467.00	361,347.65	53,710.34	49,409.01	
10170101 BOE EXPENDITURES								
10170101	58790	34,555,319.00	0.00	34,555,319.00	0.00	0.00	34,555,319.00	.0%
			BOARD OF EDUC EXPENSES					
	TOTAL BOE EXPENDITURES	34,555,319.00	0.00	34,555,319.00	0.00	0.00	34,555,319.00	.0%
	TOTAL EXPENSES	34,555,319.00	0.00	34,555,319.00	0.00	0.00	34,555,319.00	
10180101 DEBT SERVICE								
10180101	58810	2,894,957.00	0.00	2,894,957.00	1,782,337.22	0.00	1,112,619.78	61.6%
			GEN OBLIGATION BOND PRINCIPAL					
10180101	58811	1,160,761.00	0.00	1,160,761.00	979,385.06	0.00	181,375.94	84.4%
			GEN OBLIGATION BOND INTEREST					
10180101	58820	84,266.00	0.00	84,266.00	63,134.52	0.00	21,131.48	74.9%
			CWF/DWSRF LOAN PRINCIPAL					
10180101	58821	13,705.00	0.00	13,705.00	10,343.19	0.00	3,361.81	75.5%
			CWF/DWSRF LOAN INTEREST					

YEAR-TO-DATE BUDGET REPORT

FOR 2023 10								
10180101 DEBT SERVICE	ORIGINAL APPROP	TRANS/ADJSMTS	REVISED BUDGET	YTD EXPENDED	ENCUMBRANCES	AVAILABLE BUDGET	% USED	
10180101 58823	550,971.00	DEBT TRANSFER TO WPCA 0.00	550,971.00	0.00	0.00	550,971.00	.0%	
10180101 58830	50,000.00	PROJECTS IN PROGRESS 0.00	50,000.00	1,625.00	0.00	48,375.00	3.3%	
TOTAL DEBT SERVICE	4,754,660.00	0.00	4,754,660.00	2,836,824.99	0.00	1,917,835.01	59.7%	
TOTAL EXPENSES	4,754,660.00	0.00	4,754,660.00	2,836,824.99	0.00	1,917,835.01		
10185101 CAPITAL AND NON-RECURRING								
10185101 58790	1,150,285.00	CONTRIBUTION TO CAPITAL 0.00	1,150,285.00	0.00	0.00	1,150,285.00	.0%	
TOTAL CAPITAL AND NON-RECURRING	1,150,285.00	0.00	1,150,285.00	0.00	0.00	1,150,285.00	.0%	
TOTAL EXPENSES	1,150,285.00	0.00	1,150,285.00	0.00	0.00	1,150,285.00		
10188210 MISC.								
10188210 59300	0.00	TRANSFERRED FUNDS 448,253.00	448,253.00	448,253.00	0.00	0.00	100.0%	
TOTAL MISC.	0.00	448,253.00	448,253.00	448,253.00	0.00	0.00	100.0%	
TOTAL EXPENSES	0.00	448,253.00	448,253.00	448,253.00	0.00	0.00		
GRAND TOTAL	63,507,221.00	492,247.79	63,999,468.79	21,979,327.88	1,444,067.79	40,576,073.12	36.6%	

** END OF REPORT - Generated by Matthew Bonin **

YEAR-TO-DATE BUDGET REPORT

REPORT OPTIONS

Sequence	Field #	Total	Page Break
Sequence 1	9	Y	N
Sequence 2	0	N	N
Sequence 3	0	N	N
Sequence 4	0	N	N

Report title:
YEAR-TO-DATE BUDGET REPORT

Includes accounts exceeding 0% of budget.

Print totals only: N
 Print Full or Short description: F
 Print full GL account: N
 Format type: 1
 Double space: N
 Suppress zero bal accts: Y
 Include requisition amount: N
 Print Revenues-Version headings: N
 Print revenue as credit: Y
 Print revenue budgets as zero: N
 Include Fund Balance: N
 Print journal detail: N
 From Yr/Per: 2022/ 1
 To Yr/Per: 2022/ 6
 Include budget entries: Y
 Incl encumb/liq entries: Y
 Sort by JE # or PO #: J
 Detail format option: 1
 Include additional JE comments: N
 Multiyear view: D
 Amounts/totals exceed 999 million dollars: N

Year/Period: 2023/10
 Print MTD Version: N

Roll projects to object: N
 Carry forward code: 1

Field Name	Field value
Fund	0101
TWN FUNCTION	
DEPT / LOCAT	
SDEP/BOEFUNC	
Character Code	
Org	
Object	
Project	
Account type	Expense
Account status	
Rollup code	

Town and Schools of Ledyard



YEAR-TO-DATE BUDGET REPORT

FOR 2023 09

ORIGINAL ESTIM REV	ESTIM REV ADJ	REVISED ESTIM REV	ACTUAL YTD REVENUE	REMAINING REVENUE	% COLL
--------------------	---------------	-------------------	--------------------	-------------------	--------

1011401 GENERAL GOVT-CHARGE / SERVICE

1011401 42046	-1,500.00	0.00	-1,500.00	-780.00	-720.00	52.0%
1011401 47009	-80,000.00	0.00	-80,000.00	-110,999.50	30,999.50	138.7%
1011401 47019	-55,000.00	0.00	-55,000.00	-63,426.00	8,426.00	115.3%
1011401 47022	-115,000.00	0.00	-115,000.00	-82,656.99	-32,343.01	71.9%
1011401 47023	-10,000.00	0.00	-10,000.00	-7,536.50	-2,463.50	75.4%
1011401 47024	-300.00	0.00	-300.00	-259.50	-40.50	86.5%
1011401 47025	-5,000.00	0.00	-5,000.00	-13,155.75	8,155.75	263.1%
1011401 47036	-350.00	0.00	-350.00	-1,648.25	1,298.25	470.9%
1011401 47037	-8,700.00	0.00	-8,700.00	-3,785.50	-4,914.50	43.5%
1011401 47040	-132,000.00	0.00	-132,000.00	-168,000.98	36,000.98	127.3%
1011401 47041	-604,000.00	0.00	-604,000.00	-366,316.96	-237,683.04	60.6%
1011401 47045	-250,000.00	0.00	-250,000.00	0.00	-250,000.00	.0%
1011401 47051	-100,000.00	0.00	-100,000.00	0.00	-100,000.00	.0%
1011401 47053	-20,000.00	0.00	-20,000.00	0.00	-20,000.00	.0%
1011401 49006	-40,000.00	0.00	-40,000.00	0.00	-40,000.00	.0%
1011401 49051	-11,000.00	0.00	-11,000.00	-3,875.01	-7,124.99	35.2%
TOTAL GENERAL GOVT-CHARGE / SERVICE	-1,432,850.00	0.00	-1,432,850.00	-822,440.94	-610,409.06	57.4%
TOTAL REVENUES	-1,432,850.00	0.00	-1,432,850.00	-822,440.94	-610,409.06	

1011402 GENERAL GOVT-GRANTS/CONTR

1011402 41005	-22,000.00	0.00	-22,000.00	-25,065.38	3,065.38	113.9%
---------------	------------	------	------------	------------	----------	--------

YEAR-TO-DATE BUDGET REPORT

FOR 2023 09

ORIGINAL ESTIM REV	ESTIM REV ADJ	REVISED ESTIM REV	ACTUAL YTD REVENUE	REMAINING REVENUE	% COLL
1011402 42001		PILOT: STATE PROPERTY			
-925,100.00	0.00	-925,100.00	-925,099.97	-0.03	100.0%
1011402 42006		PROPERTY TAX RELIEF-ELDERLY			
-85,000.00	0.00	-85,000.00	0.00	-85,000.00	.0%
1011402 42007		DISABLED REIMBURSEMENT			
-1,200.00	0.00	-1,200.00	-972.13	-227.87	81.0%
1011402 42010		CIVIL PREPAREDNESS REIMB			
0.00	0.00	0.00	-11,412.50	11,412.50	100.0%
1011402 42011		ADDITIONAL VETERANS GRANT			
-3,500.00	0.00	-3,500.00	-4,360.06	860.06	124.6%
1011402 42014		PEQUOT FUND			
-1,391,000.00	0.00	-1,391,000.00	-463,666.66	-927,333.34	33.3%
1011402 42044		MUNIC REV SHARING-SALES TAX			
0.00	0.00	0.00	-291,321.65	291,321.65	100.0%
TOTAL GENERAL GOVT-GRANTS/CONTR					
-2,427,800.00	0.00	-2,427,800.00	-1,721,898.35	-705,901.65	70.9%
TOTAL REVENUES					
-2,427,800.00	0.00	-2,427,800.00	-1,721,898.35	-705,901.65	

1012001 PUBLIC SAFETY-CHARGE / SERVICE

1012001 47005		LEDYARD FIRE POLICE CHARGES			
-5,000.00	0.00	-5,000.00	0.00	-5,000.00	.0%
1012001 47007		DISPATCH REGIONALIZATION			
-56,000.00	0.00	-56,000.00	-70,325.27	14,325.27	125.6%
1012001 47017		GALES FERRY FIRE POLICE CHARGE			
-3,000.00	0.00	-3,000.00	0.00	-3,000.00	.0%
1012001 47018		POLICE OT			
-50,000.00	0.00	-50,000.00	-174,380.96	124,380.96	348.8%
1012001 47038		PERMIT FEE			
-7,000.00	0.00	-7,000.00	-2,850.00	-4,150.00	40.7%
1012001 47039		RECORDS FEE			
-1,800.00	0.00	-1,800.00	-1,578.00	-222.00	87.7%
1012001 47055		SHARED SERVICES - ASSESSOR			
0.00	0.00	0.00	-25,245.10	25,245.10	100.0%
TOTAL PUBLIC SAFETY-CHARGE / SERVICE					
-122,800.00	0.00	-122,800.00	-274,379.33	151,579.33	223.4%
TOTAL REVENUES					
-122,800.00	0.00	-122,800.00	-274,379.33	151,579.33	

1012002 PUBLIC SAFETY-GRANTS/CONTR

1012002 42034 DUI GRANT REIMBURSEMENT

Town and Schools of Ledyard



YEAR-TO-DATE BUDGET REPORT

FOR 2023 09								
ORIGINAL	ESTIM REV	ESTIM REV ADJ	REVISED	ESTIM REV	ACTUAL YTD	REVENUE	REMAINING REVENUE	% COLL
1012002 47049	-6,000.00	0.00	-6,000.00			0.00	-6,000.00	.0%
	-25,000.00	0.00	-25,000.00			-25,000.00	0.00	100.0%
TOTAL PUBLIC SAFETY-GRANTS/CONTR		0.00	-31,000.00			-25,000.00	-6,000.00	80.6%
	-31,000.00	0.00	-31,000.00			-25,000.00	-6,000.00	
TOTAL REVENUES		0.00	-31,000.00			-25,000.00	-6,000.00	
	-31,000.00	0.00	-31,000.00			-25,000.00	-6,000.00	
1013001 HEALTH/WELFARE-CHARGE/ SERVICE								
1013001 47021	-9,600.00	0.00	-9,600.00			-10,443.25	843.25	108.8%
1013001 47034	-800,000.00	0.00	-800,000.00			-411,445.39	-388,554.61	51.4%
TOTAL HEALTH/WELFARE-CHARGE/ SERVICE		0.00	-809,600.00			-421,888.64	-387,711.36	52.1%
	-809,600.00	0.00	-809,600.00			-421,888.64	-387,711.36	
TOTAL REVENUES		0.00	-809,600.00			-421,888.64	-387,711.36	
	-809,600.00	0.00	-809,600.00			-421,888.64	-387,711.36	
1013002 HEALTH/WELFARE-GRANTS/CONTR								
1013002 42003	-26,167.00	0.00	-26,167.00			-25,081.00	-1,086.00	95.8%
1013002 42032	-8,200.00	0.00	-8,200.00			-9,672.63	1,472.63	118.0%
1013002 42041	-2,000.00	0.00	-2,000.00			0.00	-2,000.00	.0%
TOTAL HEALTH/WELFARE-GRANTS/CONTR		0.00	-36,367.00			-34,753.63	-1,613.37	95.6%
	-36,367.00	0.00	-36,367.00			-34,753.63	-1,613.37	
TOTAL REVENUES		0.00	-36,367.00			-34,753.63	-1,613.37	
	-36,367.00	0.00	-36,367.00			-34,753.63	-1,613.37	
1014001 PUBLIC WORKS-CHARGE / SERVICE								
1014001 47020	-52,000.00	0.00	-52,000.00			-33,212.79	-18,787.21	63.9%

YEAR-TO-DATE BUDGET REPORT

FOR 2023 09

ORIGINAL ESTIM REV	ESTIM REV ADJ	REVISED ESTIM REV	ACTUAL YTD REVENUE	REMAINING REVENUE	% COLL
TOTAL PUBLIC WORKS-CHARGE / SERVICE					
-52,000.00	0.00	-52,000.00	-33,212.79	-18,787.21	63.9%
TOTAL REVENUES					
-52,000.00	0.00	-52,000.00	-33,212.79	-18,787.21	
1015001 LIBRARY CHARGE / SERVICE					
1015001 47032 LIBRARY FEES					
-375.00	0.00	-375.00	-532.84	157.84	142.1%
TOTAL LIBRARY CHARGE / SERVICE					
-375.00	0.00	-375.00	-532.84	157.84	142.1%
TOTAL REVENUES					
-375.00	0.00	-375.00	-532.84	157.84	
1016001 PARKS & REC-CHARGE / SERVICE					
1016001 47033 PROGRAM REGISTRATION FEES					
-3,000.00	0.00	-3,000.00	-2,388.00	-612.00	79.6%
TOTAL PARKS & REC-CHARGE / SERVICE					
-3,000.00	0.00	-3,000.00	-2,388.00	-612.00	79.6%
TOTAL REVENUES					
-3,000.00	0.00	-3,000.00	-2,388.00	-612.00	
1017001 EDUCATION-CHARGE / SERVICE					
1017001 47010 VO AG TUITION					
-736,832.00	0.00	-736,832.00	-714,709.25	-22,122.75	97.0%
1017001 47011 SPECIAL EDUCATION TUITION					
-97,013.00	0.00	-97,013.00	-56,052.17	-40,960.83	57.8%
1017001 47012 NON RESIDENT TUITION					
-138,590.00	0.00	-138,590.00	-43,470.00	-95,120.00	31.4%
TOTAL EDUCATION-CHARGE / SERVICE					
-972,435.00	0.00	-972,435.00	-814,231.42	-158,203.58	83.7%
TOTAL REVENUES					
-972,435.00	0.00	-972,435.00	-814,231.42	-158,203.58	

Town and Schools of Ledyard

YEAR-TO-DATE BUDGET REPORT

FOR 2023 09							
ORIGINAL ESTIM REV	ESTIM REV ADJ	REVISED ESTIM REV	ACTUAL YTD REVENUE	REMAINING REVENUE	% COLL		
1017002 EDUCATION-GRANTS/CONTR							
1017002 42016		FEDERAL PUBLIC LAW 874					
-1,500,000.00	0.00	-1,500,000.00	-1,369,098.69	-130,901.31	91.3%		
1017002 42018		VO-AG STABILIZATION FUNDING					
-850,000.00	0.00	-850,000.00	-525,620.00	-324,380.00	61.8%		
1017002 42020		EDUCATION COST SHARING					
-11,492,516.00	0.00	-11,492,516.00	-5,746,258.00	-5,746,258.00	50.0%		
TOTAL EDUCATION-GRANTS/CONTR							
-13,842,516.00	0.00	-13,842,516.00	-7,640,976.69	-6,201,539.31	55.2%		
TOTAL REVENUES							
-13,842,516.00	0.00	-13,842,516.00	-7,640,976.69	-6,201,539.31			
1019501 GENERAL-GENERAL - TAXES							
1019501 41000		PROPERTY TAXES, CURRENT					
-41,980,249.00	0.00	-41,980,249.00	-41,529,339.18	-450,909.82	98.9%		
1019501 41001		ARREARS					
-308,024.00	0.00	-308,024.00	-310,429.88	2,405.88	100.8%		
1019501 41002		INTEREST					
-171,965.00	0.00	-171,965.00	-198,877.18	26,912.18	115.6%		
1019501 41003		SUSPENSE TAX COLLECTIONS					
-35,495.00	0.00	-35,495.00	-5,714.31	-29,780.69	16.1%		
1019501 41004		LIENS					
-3,745.00	0.00	-3,745.00	-17,363.92	13,618.92	463.7%		
1019501 41008		MV Property Tax Grant					
0.00	0.00	0.00	-143,385.00	143,385.00	100.0%		
TOTAL GENERAL-GENERAL - TAXES							
-42,499,478.00	0.00	-42,499,478.00	-42,205,109.47	-294,368.53	99.3%		
TOTAL REVENUES							
-42,499,478.00	0.00	-42,499,478.00	-42,205,109.47	-294,368.53			
1019502 GENERAL-GEN - MISC							
1019502 49002		TRANSERS IN:					
-1,200,000.00	0.00	-1,200,000.00	-10,517.00	-1,189,483.00	.9%		

YEAR-TO-DATE BUDGET REPORT

FOR 2023 09						
ORIGINAL ESTIM REV	ESTIM REV ADJ	REVISED ESTIM REV	ACTUAL YTD REVENUE	REMAINING REVENUE	% COLL	
TOTAL GENERAL-GEN - MISC -1,200,000.00	0.00	-1,200,000.00	-10,517.00	-1,189,483.00	.9%	
TOTAL REVENUES -1,200,000.00	0.00	-1,200,000.00	-10,517.00	-1,189,483.00		
1019503 GENERAL-GEN - INV						
1019503 48001 -80,000.00	INTEREST ON DEPOSITS 0.00	-80,000.00	-377,919.26	297,919.26	472.4%	
TOTAL GENERAL-GEN - INV -80,000.00	0.00	-80,000.00	-377,919.26	297,919.26	472.4%	
TOTAL REVENUES -80,000.00	0.00	-80,000.00	-377,919.26	297,919.26		
GRAND TOTAL -63,510,221.00	0.00	-63,510,221.00	-54,385,248.36	-9,124,972.64	85.6%	

** END OF REPORT - Generated by Matthew Bonin **

YEAR-TO-DATE BUDGET REPORT

REPORT OPTIONS

Sequence	Field #	Total	Page Break
Sequence 1	9	Y	N
Sequence 2	0	N	N
Sequence 3	0	N	N
Sequence 4	0	N	N

Report title:
YEAR-TO-DATE BUDGET REPORT

Includes accounts exceeding 0% of budget.

Print totals only: N

Print Full or Short description: F

Print full GL account: N

Format type: 1

Double space: N

Suppress zero bal accts: Y

Include requisition amount: N

Print Revenues-Version headings: Y

Print revenue as credit: Y

Print revenue budgets as zero: N

Include Fund Balance: N

Print journal detail: N

From Yr/Per: 2022/ 1

To Yr/Per: 2022/ 6

Include budget entries: Y

Incl encumb/liq entries: Y

Sort by JE # or PO #: J

Detail format option: 1

Include additional JE comments: N

Multiyear view: D

Amounts/totals exceed 999 million dollars: N

Year/Period: 2023/ 9

Print MTD Version: N

Roll projects to object: N

Carry forward code: 1

Find Criteria	
Field Name	Field value
Fund	0101
TWN FUNCTION	
DEPT / LOCAT	
SDEP/BOEFUNC	
Character Code	
Org	
Object	
Project	
Account type	Revenue
Account status	
Rollup code	

Town and Schools of Ledyard



YEAR-TO-DATE BUDGET REPORT

FOR 2023 09

	ORIGINAL APPROP	TRANS/ADJSMTS	REVISED BUDGET	YTD EXPENDED	ENCUMBRANCES	AVAILABLE BUDGET	% USED
10110101 TOWN COUNCIL							
10110101 51600	DEPARTMENT HEAD WAGES						
	117,038.00	-117,038.00	0.00	0.00	0.00	0.00	.0%
10110101 51601	TREASURER						
	18,296.00	0.00	18,296.00	13,052.87	0.00	5,243.13	71.3%
10110101 51602	ADMIN TOWN COUNCIL						
	65,860.00	0.00	65,860.00	48,806.54	0.00	17,053.46	74.1%
10110101 53600	ACCOUNTING SERVICES/AUDIT						
	35,500.00	0.00	35,500.00	35,875.00	0.00	-375.00	101.1%
10110101 53610	LEGAL SERVICES						
	50,000.00	0.00	50,000.00	10,357.00	25,643.00	14,000.00	72.0%
10110101 56100	OPERATING EXPENSES						
	2,560.00	0.00	2,560.00	217.08	282.92	2,060.00	19.5%
10110101 58790	CONTINGENCY						
	15,600.00	0.00	15,600.00	0.00	0.00	15,600.00	.0%
TOTAL TOWN COUNCIL	304,854.00	-117,038.00	187,816.00	108,308.49	25,925.92	53,581.59	71.5%
TOTAL EXPENSES	304,854.00	-117,038.00	187,816.00	108,308.49	25,925.92	53,581.59	
10110103 HISTORIC DISTRICTS							
10110103 52205	CONTRACTUAL EXPENSES						
	12,000.00	0.00	12,000.00	5,166.68	5,833.32	1,000.00	91.7%
10110103 54500	HISTORIC BUILDINGS MAINTENANCE						
	6,000.00	0.00	6,000.00	3,198.75	11.25	2,790.00	53.5%
10110103 54501	SAW MILL MAINTENANCE						
	4,700.00	0.00	4,700.00	3,362.51	269.50	1,067.99	77.3%
10110103 56100	LESTER/RESEARCH OPERATING						
	2,875.00	0.00	2,875.00	1,377.04	1,019.02	478.94	83.3%
10110103 56101	SAW MILL OPERATING						
	1,975.00	0.00	1,975.00	177.29	472.71	1,325.00	32.9%
10110103 58790	MISCELLANEOUS EXPENSES						
	900.00	0.00	900.00	0.00	0.00	900.00	.0%
TOTAL HISTORIC DISTRICTS	28,450.00	0.00	28,450.00	13,282.27	7,605.80	7,561.93	73.4%
TOTAL EXPENSES	28,450.00	0.00	28,450.00	13,282.27	7,605.80	7,561.93	

Town and Schools of Ledyard



YEAR-TO-DATE BUDGET REPORT

FOR 2023 09								
10110107 CEMETERY COMMITTEE	ORIGINAL APPROP	TRANS/ADJSMTS	REVISED BUDGET	YTD EXPENDED	ENCUMBRANCES	AVAILABLE BUDGET	% USED	
10110107 CEMETERY COMMITTEE								
10110107 56100	OPERATING EXPENSES							
	2,000.00	0.00	2,000.00	0.00	1,112.22	887.78	55.6%	
TOTAL CEMETERY COMMITTEE	2,000.00	0.00	2,000.00	0.00	1,112.22	887.78	55.6%	
TOTAL EXPENSES	2,000.00	0.00	2,000.00	0.00	1,112.22	887.78		
10110201 MAYOR'S OFFICE								
10110201 51160	CUSTODIAN SALARIES							
	41,475.00	-41,475.00	0.00	0.00	0.00	0.00	.0%	
10110201 51305	TOWN HALL FLOATER							
	17,732.00	0.00	17,732.00	13,215.23	0.00	4,516.77	74.5%	
10110201 51604	MAYOR							
	95,000.00	0.00	95,000.00	70,711.60	0.00	24,288.40	74.4%	
10110201 51607	MAYORAL ASST							
	45,000.00	0.00	45,000.00	33,158.32	0.00	11,841.68	73.7%	
10110201 51700	ADMINISTRATIVE WAGES							
	10,500.00	0.00	10,500.00	0.00	0.00	10,500.00	.0%	
10110201 55301	TOWN NEWSLETTER							
	6,000.00	0.00	6,000.00	3,310.96	2,689.04	0.00	100.0%	
10110201 56100	OPERATING EXPENSES							
	2,600.00	0.00	2,600.00	679.08	520.92	1,400.00	46.2%	
10110201 58790	CONTINGENCY							
	10,000.00	0.00	10,000.00	5,411.54	1,058.87	3,529.59	64.7%	
TOTAL MAYOR'S OFFICE	228,307.00	-41,475.00	186,832.00	126,486.73	4,268.83	56,076.44	70.0%	
TOTAL EXPENSES	228,307.00	-41,475.00	186,832.00	126,486.73	4,268.83	56,076.44		
10110203 ADMINISTRATIVE SUPPORT								
10110203 53700	CONTRACT MAINTENANCE/LEASES							
	18,000.00	41,475.00	59,475.00	37,957.19	19,336.69	2,181.12	96.3%	

YEAR-TO-DATE BUDGET REPORT

FOR 2023 09								
10110203 ADMINISTRATIVE SUPPORT	ORIGINAL APPROP	TRANS/ADJSMTS	REVISED BUDGET	YTD EXPENDED	ENCUMBRANCES	AVAILABLE BUDGET	% USED	
10110203 54311	10,900.00	FIRE HYDRANT MAINTENANCE 0.00	10,900.00	0.00	0.00	10,900.00	.0%	
10110203 55247	1,000.00	ADA COMPLIANCE 0.00	1,000.00	252.34	247.66	500.00	50.0%	
10110203 55410	15,000.00	ADVERTISING/LEGAL NOTICES 0.00	15,000.00	11,451.97	3,367.73	180.30	98.8%	
10110203 56205	3,600.00	WATER 0.00	3,600.00	2,392.78	1,107.22	100.00	97.2%	
10110203 56900	6,500.00	OTHER SUPPLIES 0.00	6,500.00	4,505.95	1,994.05	0.00	100.0%	
10110203 56910	18,000.00	POSTAGE 0.00	18,000.00	10,751.10	6,548.90	700.00	96.1%	
10110203 58100	8,477.00	DUES & FEES 0.00	8,477.00	8,477.00	0.00	0.00	100.0%	
10110203 58105	11,200.00	MISC DUES&FEES 0.00	11,200.00	10,218.00	0.00	982.00	91.2%	
TOTAL ADMINISTRATIVE SUPPORT								
	92,677.00	41,475.00	134,152.00	86,006.33	32,602.25	15,543.42	88.4%	
TOTAL EXPENSES								
	92,677.00	41,475.00	134,152.00	86,006.33	32,602.25	15,543.42		
10110205 LEGAL SERVICES								
10110205 53610	30,000.00	SPECIALLY APPROVED COUNSEL 0.00	30,000.00	31,085.88	8,704.12	-9,790.00	132.6%	
10110205 53615	20,000.00	TOWN ATTORNEY 0.00	20,000.00	6,787.50	8,410.50	4,802.00	76.0%	
TOTAL LEGAL SERVICES								
	50,000.00	0.00	50,000.00	37,873.38	17,114.62	-4,988.00	110.0%	
TOTAL EXPENSES								
	50,000.00	0.00	50,000.00	37,873.38	17,114.62	-4,988.00		
10110207 PROBATE								
10110207 54900	10,575.00	PURCHASED SERVICES 0.00	10,575.00	8,287.00	0.00	2,288.00	78.4%	
TOTAL PROBATE								
	10,575.00	0.00	10,575.00	8,287.00	0.00	2,288.00	78.4%	
TOTAL EXPENSES								
	10,575.00	0.00	10,575.00	8,287.00	0.00	2,288.00		

Town and Schools of Ledyard



YEAR-TO-DATE BUDGET REPORT

FOR 2023 09								
10110209	PROPERTY INSURANCE	ORIGINAL APPROP	TRANS/ADJSMTS	REVISED BUDGET	YTD EXPENDED	ENCUMBRANCES	AVAILABLE BUDGET	% USED
10110209 PROPERTY INSURANCE								
10110209	55210	AUTO INSURANCE						
		71,417.00	0.00	71,417.00	70,424.70	1.12	991.18	98.6%
10110209	55220	BOILER & MACHINERY INSURANCE						
		7,458.00	0.00	7,458.00	7,350.00	0.12	107.88	98.6%
10110209	55231	POLICE PROFESS LIABILITY						
		16,411.00	0.00	16,411.00	16,180.00	0.26	230.74	98.6%
10110209	55232	GEN LIAB / EXCESS LIAB						
		153,633.00	0.00	153,633.00	151,528.00	2.33	2,102.67	98.6%
10110209	55233	PUBLIC OFFICIALS LIAB						
		38,821.00	0.00	38,821.00	38,280.00	0.61	540.39	98.6%
10110209	55234	SCHOOL OFFICIALS LIAB						
		14,302.00	0.00	14,302.00	14,100.00	0.22	201.78	98.6%
10110209	55235	VNA LIABILITY						
		7,203.00	0.00	7,203.00	7,110.00	0.10	92.90	98.7%
10110209	55241	PROPERTY INSURANCE--BOE						
		79,688.00	0.00	79,688.00	78,570.30	1.24	1,116.46	98.6%
10110209	55242	AMBULANCE & FIRE						
		52,530.00	0.00	52,530.00	56,166.00	0.00	-3,636.00	106.9%
10110209	55245	INSURANCE DEDUCTIBLE						
		10,000.00	0.00	10,000.00	3,203.10	0.00	6,796.90	32.0%
10110209	55246	RISK MANAGEMENT						
		10,000.00	0.00	10,000.00	110.00	0.00	9,890.00	1.1%
10110209	55249	CYBER COVERAGE						
		20,400.00	0.00	20,400.00	0.00	0.00	20,400.00	.0%
		TOTAL PROPERTY INSURANCE						
		481,863.00	0.00	481,863.00	443,022.10	6.00	38,834.90	91.9%
		TOTAL EXPENSES						
		481,863.00	0.00	481,863.00	443,022.10	6.00	38,834.90	
10110211 HEALTH DISTRICT								
10110211	58790	HEALTH DISTRICT						
		0.00	117,038.00	117,038.00	117,037.80	0.00	0.20	100.0%
		TOTAL HEALTH DISTRICT						
		0.00	117,038.00	117,038.00	117,037.80	0.00	0.20	100.0%
		TOTAL EXPENSES						
		0.00	117,038.00	117,038.00	117,037.80	0.00	0.20	

YEAR-TO-DATE BUDGET REPORT

FOR 2023 09								
10110213 CONSERVATION COMMISSION	ORIGINAL APPROP	TRANS/ADJSMTS	REVISED BUDGET	YTD EXPENDED	ENCUMBRANCES	AVAILABLE BUDGET	% USED	
10110213 CONSERVATION COMMISSION								
10110213 56100		OPERATING EXPENSES						
	1,150.00	0.00	1,150.00	30.00	30.00	1,090.00	5.2%	
10110213 57300		NEW EQUIPMENT						
	1,500.00	0.00	1,500.00	0.00	0.00	1,500.00	.0%	
10110213 58790		MISCELLANEOUS EXPENSES						
	925.00	0.00	925.00	0.00	0.00	925.00	.0%	
TOTAL CONSERVATION COMMISSION								
	3,575.00	0.00	3,575.00	30.00	30.00	3,515.00	1.7%	
TOTAL EXPENSES								
	3,575.00	0.00	3,575.00	30.00	30.00	3,515.00		
10110251 HUMAN RESOURCES STAFF								
10110251 51606		HUMAN RESOURCES DIRECTOR						
	120,405.00	0.00	120,405.00	88,880.82	0.00	31,524.18	73.8%	
10110251 58110		TRAINING/MTGS/DUES/SUBSCRIP						
	1,950.00	0.00	1,950.00	1,436.00	0.00	514.00	73.6%	
TOTAL HUMAN RESOURCES STAFF								
	122,355.00	0.00	122,355.00	90,316.82	0.00	32,038.18	73.8%	
TOTAL EXPENSES								
	122,355.00	0.00	122,355.00	90,316.82	0.00	32,038.18		
10110253 EMPLOYEE EXPENSES								
10110253 52000		HEALTH CARE GEN GOV						
	1,052,000.00	0.00	1,052,000.00	714,924.87	0.00	337,075.13	68.0%	
10110253 52100		HEALTH CARE BOE						
	5,304,000.00	0.00	5,304,000.00	4,236,073.61	560,222.64	507,703.75	90.4%	
10110253 52101		HEALTHCARE WAIVERS						
	259,750.00	0.00	259,750.00	108,979.60	0.00	150,770.40	42.0%	
10110253 52102		BENEFITS CONSULTANT						
	20,000.00	0.00	20,000.00	2,500.00	7,500.00	10,000.00	50.0%	
10110253 52105		HEALTHCARE-FIREFIGHTERS						
	109,566.00	0.00	109,566.00	73,128.33	20,581.24	15,856.43	85.5%	

YEAR-TO-DATE BUDGET REPORT

FOR 2023 09								
10110253	EMPLOYEE EXPENSES							
	ORIGINAL APPROP	TRANS/ADJSMTS	REVISED BUDGET	YTD EXPENDED	ENCUMBRANCES	AVAILABLE BUDGET	% USED	
10110253 52106	604,000.00	BOE RETIREE HEALTHCARE 0.00	604,000.00	411,257.86	0.00	192,742.14	68.1%	
10110253 52201	352,000.00	HEALTH CARE TEAMSTERS 0.00	352,000.00	236,404.40	115,595.60	0.00	100.0%	
10110253 52203	5,000.00	MISC EMPLOYEE EXPENSES 0.00	5,000.00	3,808.75	31.84	1,159.41	76.8%	
10110253 52204	4,780.00	PRE-EMPLOYMENT TESTING 0.00	4,780.00	2,692.45	507.55	1,580.00	66.9%	
10110253 52205	52,500.00	CONTRACTUAL ALLOWANCES 0.00	52,500.00	30,375.64	1,280.00	20,844.36	60.3%	
10110253 52206	75,000.00	RETIREMENT CASHOUT 0.00	75,000.00	0.00	0.00	75,000.00	.0%	
10110253 52207	10,200.00	PAYROLL EXPENSES 0.00	10,200.00	8,649.30	1,550.70	0.00	100.0%	
10110253 52300	1,163,197.00	RETIREMENT 0.00	1,163,197.00	1,163,197.00	0.00	0.00	100.0%	
10110253 52310	315,000.00	DEFINED CONTR PLAN 0.00	315,000.00	272,880.95	776.66	41,342.39	86.9%	
10110253 52400	75,000.00	SALARY BENEFIT ADJUSTMENT 0.00	75,000.00	100,625.47	263.22	-25,888.69	134.5%	
10110253 52500	627,544.00	SOCIAL SECURITY 0.00	627,544.00	496,968.41	0.00	130,575.59	79.2%	
10110253 52600	7,500.00	UNEMPLOYMENT COMP 0.00	7,500.00	2,829.22	655.01	4,015.77	46.5%	
10110253 52900	136,941.00	WORKER'S COMP GEN GOV 0.00	136,941.00	101,084.75	2.25	35,854.00	73.8%	
10110253 52910	324,438.00	WORKERS COMP BOE 0.00	324,438.00	303,254.25	6.75	21,177.00	93.5%	
10110253 52915	18,831.00	LIFE/AD&D/DISABILITY INSURANCE 0.00	18,831.00	9,931.06	2,193.26	6,706.68	64.4%	
TOTAL EMPLOYEE EXPENSES								
	10,517,247.00	0.00	10,517,247.00	8,279,565.92	711,166.72	1,526,514.36	85.5%	
TOTAL EXPENSES								
	10,517,247.00	0.00	10,517,247.00	8,279,565.92	711,166.72	1,526,514.36		
10110301 REGISTRARS								
10110301 51700	39,614.00	ADMINISTRATIVE WAGES 0.00	39,614.00	29,755.91	0.00	9,858.09	75.1%	
10110301 58110	1,200.00	TRAINING/MTGS/DUES/SUBSCRIP 0.00	1,200.00	0.00	397.00	803.00	33.1%	

Town and Schools of Ledyard



YEAR-TO-DATE BUDGET REPORT

FOR 2023 09							
10110301 REGISTRARS	ORIGINAL APPROP	TRANS/ADJSMTS	REVISED BUDGET	YTD EXPENDED	ENCUMBRANCES	AVAILABLE BUDGET	% USED
TOTAL REGISTRARS	40,814.00	0.00	40,814.00	29,755.91	397.00	10,661.09	73.9%
TOTAL EXPENSES	40,814.00	0.00	40,814.00	29,755.91	397.00	10,661.09	
10110303 ELECTIONS							
10110303 51720	12,500.00	STIPENDS 250.00	12,750.00	12,615.00	0.00	135.00	98.9%
10110303 54310	2,050.00	EQUIPMENT MAINTENANCE 200.00	2,250.00	2,250.00	0.00	0.00	100.0%
10110303 55300	1,400.00	COMMUNICATIONS 0.00	1,400.00	0.00	0.00	1,400.00	.0%
10110303 56900	9,500.00	OTHER SUPPLIES -450.00	9,050.00	11,366.53	79.95	-2,396.48	126.5%
TOTAL ELECTIONS	25,450.00	0.00	25,450.00	26,231.53	79.95	-861.48	103.4%
TOTAL EXPENSES	25,450.00	0.00	25,450.00	26,231.53	79.95	-861.48	
10110311 TOWN CLERK							
10110311 51600	62,913.00	DEPARTMENT HEAD WAGES 0.00	62,913.00	46,613.16	0.00	16,299.84	74.1%
10110311 51615	44,062.00	ASSISTANT WAGES 0.00	44,062.00	33,889.18	0.00	10,172.82	76.9%
10110311 53600	4,000.00	ACCOUNTING SERVICES/AUDIT 0.00	4,000.00	3,000.00	1,000.00	0.00	100.0%
10110311 56100	29,810.00	OPERATING EXPENSES 0.00	29,810.00	27,214.45	489.38	2,106.17	92.9%
10110311 56135	4,275.00	RECORDINGS/LICENSING SUPPLIES 4,277.79	8,552.79	4,130.41	0.00	4,422.38	48.3%
10110311 58110	1,275.00	TRAINING/MTGS/DUES/SUBSCRIP 200.00	1,475.00	1,115.76	373.80	-14.56	101.0%
TOTAL TOWN CLERK	146,335.00	4,477.79	150,812.79	115,962.96	1,863.18	32,986.65	78.1%
TOTAL EXPENSES	146,335.00	4,477.79	150,812.79	115,962.96	1,863.18	32,986.65	

YEAR-TO-DATE BUDGET REPORT

FOR 2023 09							
10112101 FINANCE	ORIGINAL APPROP	TRANS/ADJSMTS	REVISED BUDGET	YTD EXPENDED	ENCUMBRANCES	AVAILABLE BUDGET	% USED
10112101 FINANCE							
10112101 51600	DEPARTMENT HEAD WAGES						
104,923.00	0.00	104,923.00	77,454.04	0.00	27,468.96	73.8%	
10112101 51603	ASST FINANCE DIR						
65,185.00	0.00	65,185.00	49,633.27	0.00	15,551.73	76.1%	
10112101 51615	ASSISTANT WAGES						
86,413.00	0.00	86,413.00	62,495.05	0.00	23,917.95	72.3%	
10112101 56100	OPERATING EXPENSES						
2,400.00	0.00	2,400.00	2,269.46	234.79	-104.25	104.3%	
10112101 56200	HEATING OIL/PROPANE						
58,685.00	0.00	58,685.00	56,095.38	15,322.51	-12,732.89	121.7%	
10112101 56220	ELECTRICITY						
130,000.00	0.00	130,000.00	94,712.25	26,873.13	8,414.62	93.5%	
10112101 58110	TRAINING/MTGS/DUES/SUBSCRIP						
4,500.00	0.00	4,500.00	945.00	0.00	3,555.00	21.0%	
TOTAL FINANCE							
452,106.00	0.00	452,106.00	343,604.45	42,430.43	66,071.12	85.4%	
TOTAL EXPENSES							
452,106.00	0.00	452,106.00	343,604.45	42,430.43	66,071.12		
10112111 ASSESSOR							
10112111 51610	SUPERVISORS						
78,090.00	0.00	78,090.00	80,717.56	0.00	-2,627.56	103.4%	
10112111 51615	ASSISTANT WAGES						
39,858.00	0.00	39,858.00	29,734.93	0.00	10,123.07	74.6%	
10112111 53700	CONTRACT MAINTENANCE/LEASES						
14,500.00	0.00	14,500.00	14,461.00	0.00	39.00	99.7%	
10112111 56100	OPERATING EXPENSES						
2,000.00	0.00	2,000.00	434.75	598.28	966.97	51.7%	
10112111 58110	TRAINING/MTGS/DUES/SUBSCRIP						
3,000.00	0.00	3,000.00	714.37	70.00	2,215.63	26.1%	
TOTAL ASSESSOR							
137,448.00	0.00	137,448.00	126,062.61	668.28	10,717.11	92.2%	
TOTAL EXPENSES							
137,448.00	0.00	137,448.00	126,062.61	668.28	10,717.11		
10112131 TAX COLLECTOR							
10112131 51300	SEASONAL HELP						

YEAR-TO-DATE BUDGET REPORT

FOR 2023 09								
10112131 TAX COLLECTOR	ORIGINAL APPROP	TRANS/ADJSMTS	REVISED BUDGET	YTD EXPENDED	ENCUMBRANCES	AVAILABLE BUDGET	% USED	
10112131 51610	1,600.00	SUPERVISORS 0.00	1,600.00	3,232.13	0.00	-1,632.13	202.0%	
10112131 51615	63,576.00	ASSISTANT WAGES 0.00	63,576.00	49,108.18	0.00	14,467.82	77.2%	
10112131 53700	40,069.00	CONTRACT MAINTENANCE/LEASES 0.00	40,069.00	30,577.67	0.00	9,491.33	76.3%	
10112131 54421	2,400.00	TAX REFUNDS 0.00	2,400.00	1,055.00	1,250.00	95.00	96.0%	
10112131 56100	0.00	OPERATING EXPENSES 0.00	0.00	71,594.20	0.00	-71,594.20	100.0%	
10112131 58110	22,000.00	TRAINING/MTGS/DUES/SUBSCRIP 0.00	22,000.00	5,586.36	13,084.05	3,329.59	84.9%	
10112131 58506	2,980.00	TAX UNDERPAYMENT 0.00	2,980.00	845.00	985.00	1,150.00	61.4%	
	150.00	0.00	150.00	0.00	150.00	0.00	100.0%	
TOTAL TAX COLLECTOR	132,775.00	0.00	132,775.00	161,998.54	15,469.05	-44,692.59	133.7%	
TOTAL EXPENSES	132,775.00	0.00	132,775.00	161,998.54	15,469.05	-44,692.59		
10112151 MIS								
10112151 51610	78,014.00	SUPERVISORS 0.00	78,014.00	82,618.42	0.00	-4,604.42	105.9%	
10112151 51700	44,062.00	ADMINISTRATIVE WAGES 0.00	44,062.00	30,217.90	0.00	13,844.10	68.6%	
10112151 53655	16,228.00	VIDEO STREAMING -142.44	16,085.56	15,952.00	0.00	133.56	99.2%	
10112151 53657	6,853.00	WEBSITE UPGRADE/SUPPORT 0.00	6,853.00	6,853.00	0.00	0.00	100.0%	
10112151 53690	113,621.00	SOFTWARE SUPPORT & MAINT 142.44	113,763.44	113,282.29	481.15	0.00	100.0%	
10112151 53695	22,000.00	FINANCIAL SOFTWARE HOSTING 0.00	22,000.00	22,000.00	0.00	0.00	100.0%	
10112151 53696	10,500.00	LAND USE SOFTWARE LICENSING 0.00	10,500.00	10,500.00	0.00	0.00	100.0%	
10112151 54300	5,000.00	REPAIRS & MAINTENANCE 0.00	5,000.00	1,250.16	3,066.00	683.84	86.3%	
10112151 55330	12,834.00	TELEPHONE & FAX SERVICE 0.00	12,834.00	9,077.59	3,756.41	0.00	100.0%	
10112151 55340	7,500.00	INTERNET SERVICE 0.00	7,500.00	4,716.00	2,784.00	0.00	100.0%	

YEAR-TO-DATE BUDGET REPORT

FOR 2023 09									
10112151 MIS	ORIGINAL	APPROP	TRANS/ADJSMTS	REVISED	BUDGET	YTD EXPENDED	ENCUMBRANCES	AVAILABLE BUDGET	% USED
10112151 56900	6,000.00		OTHER SUPPLIES 0.00	6,000.00		5,969.96	0.07	29.97	99.5%
10112151 57400	4,000.00		COMPUTER EQUIPMENT 0.00	4,000.00		3,280.61	57.40	661.99	83.5%
10112151 57410	10,091.00		COMPUTER SOFTWARE 0.00	10,091.00		9,011.30	1,079.70	0.00	100.0%
10112151 58110	1,010.00		TRAINING/MTGS/DUES/SUBSCRIP 0.00	1,010.00		789.75	0.00	220.25	78.2%
TOTAL MIS	337,713.00		0.00	337,713.00		315,518.98	11,224.73	10,969.29	96.8%
	337,713.00		TOTAL EXPENSES 0.00	337,713.00		315,518.98	11,224.73	10,969.29	
10114301 LAND USE									
10114301 51600	92,052.00		DEPARTMENT HEAD WAGES 0.00	92,052.00		70,140.29	0.00	21,911.71	76.2%
10114301 51610	122,921.00		SUPERVISORS 0.00	122,921.00		87,717.52	29,418.16	5,785.32	95.3%
10114301 51615	82,737.00		ASSISTANT WAGES 0.00	82,737.00		45,643.99	0.00	37,093.01	55.2%
10114301 51800	400.00		PART-TIME WAGES 0.00	400.00		307.50	0.00	92.50	76.9%
10114301 56100	6,600.00		OPERATING EXPENSES 0.00	6,600.00		2,692.51	2,675.63	1,231.86	81.3%
10114301 58110	3,000.00		TRAINING/MTGS/DUES/SUBSCRIP 0.00	3,000.00		433.05	1.95	2,565.00	14.5%
TOTAL LAND USE	307,710.00		0.00	307,710.00		206,934.86	32,095.74	68,679.40	77.7%
	307,710.00		TOTAL EXPENSES 0.00	307,710.00		206,934.86	32,095.74	68,679.40	
10114303 PLANNING COMMISSION									
10114303 53400	2,000.00		OTHER PROFESS/TECH SERVICES 0.00	2,000.00		850.00	0.00	1,150.00	42.5%
10114303 56100	1,000.00		OPERATING EXPENSES 0.00	1,000.00		429.54	20.46	550.00	45.0%

YEAR-TO-DATE BUDGET REPORT

FOR 2023 09							
10114303 PLANNING COMMISSION	ORIGINAL APPROP	TRANS/ADJSMTS	REVISED BUDGET	YTD EXPENDED	ENCUMBRANCES	AVAILABLE BUDGET	% USED
TOTAL PLANNING COMMISSION	3,000.00	0.00	3,000.00	1,279.54	20.46	1,700.00	43.3%
TOTAL EXPENSES	3,000.00	0.00	3,000.00	1,279.54	20.46	1,700.00	
10114305 EDC							
10114305 56100	OPERATING EXPENSES	1,000.00	0.00	1,000.00	36.41	963.59	3.6%
10114305 58100	DUES & FEES	5,850.00	0.00	5,694.55	0.00	155.45	97.3%
TOTAL EDC		6,850.00	0.00	6,850.00	5,730.96	1,119.04	83.7%
TOTAL EXPENSES		6,850.00	0.00	6,850.00	5,730.96	1,119.04	
10114501 IWWC							
10114501 56100	OPERATING EXPENSES	500.00	0.00	500.00	322.73	165.00	67.0%
TOTAL IWWC		500.00	0.00	500.00	322.73	165.00	67.0%
TOTAL EXPENSES		500.00	0.00	500.00	322.73	165.00	
10114507 ZONING BOARD OF APPEALS							
10114507 56100	OPERATING EXPENSES	500.00	0.00	500.00	367.73	120.00	76.0%
TOTAL ZONING BOARD OF APPEALS		500.00	0.00	500.00	367.73	120.00	76.0%
TOTAL EXPENSES		500.00	0.00	500.00	367.73	120.00	
10120101 POLICE							
10120101 51130	OVERTIME						

YEAR-TO-DATE BUDGET REPORT

FOR 2023 09									
10120101 POLICE	ORIGINAL	APPROP	TRANS/ADJSMTS	REVISED	BUDGET	YTD EXPENDED	ENCUMBRANCES	AVAILABLE BUDGET	% USED
	362,250.00		0.00	362,250.00		316,765.07	0.00	45,484.93	87.4%
10120101 51608			DEPARTMENT HEAD - CHIEF						
	131,087.00		0.00	131,087.00		97,202.23	0.00	33,884.77	74.2%
10120101 51609			CAPTAIN						
	97,375.00		10,517.00	107,892.00		85,761.39	0.00	22,130.61	79.5%
10120101 51630			PUBLIC SAFETY EMPLOYEES						
	1,596,502.00		0.00	1,596,502.00		1,214,834.84	0.00	381,667.16	76.1%
10120101 51700			ADMINISTRATIVE WAGES						
	47,403.00		0.00	47,403.00		35,816.16	0.00	11,586.84	75.6%
10120101 51715			HOLIDAY PAY						
	60,000.00		-4,000.00	56,000.00		32,256.10	0.00	23,743.90	57.6%
10120101 51716			DUI GRANT PAYROLL						
	6,000.00		0.00	6,000.00		201.94	0.00	5,798.06	3.4%
10120101 51717			OT OUTSIDE ASSIGNMENTS						
	50,000.00		0.00	50,000.00		158,997.89	0.00	-108,997.89	318.0%
10120101 51720			STIPEND-MEALS AND UNIFORMS						
	10,800.00		0.00	10,800.00		6,669.00	0.00	4,131.00	61.8%
10120101 51730			DEGREE INCENTIVE						
	9,800.00		-3,400.00	6,400.00		1,250.00	0.00	5,150.00	19.5%
10120101 51900			COMP-TIME LIABILITY						
	11,500.00		0.00	11,500.00		15,609.54	0.00	-4,109.54	135.7%
10120101 53645			TRAINING SALARY						
	48,000.00		0.00	48,000.00		37,485.17	0.00	10,514.83	78.1%
10120101 53646			TRAINING SUPPORT						
	24,908.00		2,400.00	27,308.00		23,724.91	2,895.00	688.09	97.5%
10120101 53700			CONTRACT MAINTENANCE/LEASES						
	29,283.00		1,600.00	30,883.00		24,958.83	5,905.20	18.97	99.9%
10120101 54226			PRISONER EXPENSES						
	4,050.00		0.00	4,050.00		2,761.46	87.07	1,201.47	70.3%
10120101 54300			REPAIRS & MAINTENANCE						
	9,500.00		-2,000.00	7,500.00		4,242.18	200.11	3,057.71	59.2%
10120101 54310			EQUIPMENT MAINTENANCE						
	30,000.00		0.00	30,000.00		23,942.33	1,067.26	4,990.41	83.4%
10120101 55330			TELEPHONE & FAX SERVICE						
	2,750.00		0.00	2,750.00		1,789.63	960.37	0.00	100.0%
10120101 55335			MOBILE DATA SERVICE						
	11,972.00		0.00	11,972.00		7,357.01	3,748.57	866.42	92.8%
10120101 56100			OPERATING EXPENSES						
	18,000.00		5,400.00	23,400.00		15,892.81	6,076.83	1,430.36	93.9%
10120101 56205			WATER						
	3,000.00		0.00	3,000.00		1,970.08	279.92	750.00	75.0%
10120101 56260			DIESEL/GASOLINE						
	66,550.00		0.00	66,550.00		54,628.75	0.00	11,921.25	82.1%
10120101 56730			UNIFORMS						
	38,000.00		0.00	38,000.00		25,290.27	7,338.87	5,370.86	85.9%

YEAR-TO-DATE BUDGET REPORT

FOR 2023 09										
10120101 POLICE	ORIGINAL	APPROP	TRANS/ADJSMTS	REVISED	BUDGET	YTD EXPENDED	ENCUMBRANCES	AVAILABLE	BUDGET	% USED
10120101 56900	18,700.00		OTHER SUPPLIES	0.00	18,700.00	15,088.23	192.61	3,419.16		81.7%
10120101 57300	2,400.00		NEW EQUIPMENT	0.00	2,400.00	2,390.00	0.00	10.00		99.6%
10120101 58110	3,000.00		TRAINING/MTGS/DUES/SUBSCRIP	0.00	3,000.00	1,120.00	600.00	1,280.00		57.3%
TOTAL POLICE	2,692,830.00			10,517.00	2,703,347.00	2,208,005.82	29,351.81	465,989.37		82.8%
	2,692,830.00		TOTAL EXPENSES	10,517.00	2,703,347.00	2,208,005.82	29,351.81	465,989.37		
10120103 DISPATCH										
10120103 51130	55,000.00		OVERTIME	0.00	55,000.00	104,186.70	0.00	-49,186.70		189.4%
10120103 51299	20,000.00		PER DIEM WAGES	0.00	20,000.00	4,530.89	0.00	15,469.11		22.7%
10120103 51630	416,407.00		PUBLIC SAFETY EMPLOYEES	0.00	416,407.00	339,281.91	0.00	77,125.09		81.5%
10120103 51715	8,000.00		HOLIDAY PAY	0.00	8,000.00	15,056.17	0.00	-7,056.17		188.2%
10120103 51720	1,455.00		MEAL STIPENDS	0.00	1,455.00	1,050.00	0.00	405.00		72.2%
10120103 53700	39,053.00		CONTRACT MAINTENANCE/LEASES	0.00	39,053.00	35,995.31	2,619.00	438.69		98.9%
10120103 55330	12,050.00		TELEPHONE & FAX SERVICE	0.00	12,050.00	9,619.30	1,380.70	1,050.00		91.3%
10120103 56100	5,000.00		OPERATING EXPENSES	0.00	5,000.00	3,382.89	320.11	1,297.00		74.1%
10120103 56730	5,020.00		UNIFORMS	0.00	5,020.00	977.00	1,160.00	2,883.00		42.6%
10120103 58110	3,000.00		TRAINING/MTGS/DUES/SUBSCRIP	0.00	3,000.00	2,174.30	50.00	775.70		74.1%
TOTAL DISPATCH	564,985.00			0.00	564,985.00	516,254.47	5,529.81	43,200.72		92.4%
	564,985.00		TOTAL EXPENSES	0.00	564,985.00	516,254.47	5,529.81	43,200.72		
10120105 ANIMAL CONTROL										
10120105 51130	2,000.00		OVERTIME	0.00	2,000.00	576.48	0.00	1,423.52		28.8%

Town and Schools of Ledyard



YEAR-TO-DATE BUDGET REPORT

FOR 2023 09								
10120105 ANIMAL CONTROL	ORIGINAL APPROP	TRANS/ADJSMTS	REVISED BUDGET	YTD EXPENDED	ENCUMBRANCES	AVAILABLE BUDGET	% USED	
10120105 51205	49,285.00	ANIMAL CONTROL OFFICER 0.00	49,285.00	25,340.14	0.00	23,944.86	51.4%	
10120105 51800	14,950.00	PART-TIME WAGES 0.00	14,950.00	26,440.00	0.00	-11,490.00	176.9%	
10120105 53310	2,500.00	VETERINARIAN 0.00	2,500.00	887.74	0.00	1,612.26	35.5%	
10120105 53645	400.00	TRAINING 0.00	400.00	35.00	0.00	365.00	8.8%	
10120105 56100	7,200.00	OPERATING EXPENSES 500.00	7,700.00	5,892.52	1,770.03	37.45	99.5%	
10120105 57305	1,000.00	ACO EQUIPMENT -500.00	500.00	322.60	0.00	177.40	64.5%	
10120105 58000	1,500.00	SPAY/NEUTER PROGRAM 0.00	1,500.00	1,055.21	0.00	444.79	70.3%	
10120105 58790	0.00	MISCELLANEOUS EXPENSES 0.00	0.00	4,831.25	0.00	-4,831.25	100.0%	
TOTAL ANIMAL CONTROL								
	78,835.00	0.00	78,835.00	65,380.94	1,770.03	11,684.03	85.2%	
TOTAL EXPENSES								
	78,835.00	0.00	78,835.00	65,380.94	1,770.03	11,684.03		
10120301 FIRE MARSHALL								
10120301 51130	100.00	OVERTIME 0.00	100.00	0.00	0.00	100.00	.0%	
10120301 51630	75,468.00	PUBLIC SAFETY EMPLOYEES 0.00	75,468.00	56,673.12	0.00	18,794.88	75.1%	
10120301 55330	3,700.00	TELEPHONE & FAX SERVICE 1,000.00	4,700.00	3,338.32	1,161.68	200.00	95.7%	
10120301 56100	8,000.00	OPERATING EXPENSES 0.00	8,000.00	5,243.74	608.11	2,148.15	73.1%	
10120301 56450	0.00	CODE AND REFERENCE BOOKS 3,000.00	3,000.00	0.00	2,700.00	300.00	90.0%	
10120301 56730	850.00	UNIFORMS 0.00	850.00	736.00	0.00	114.00	86.6%	
10120301 58110	2,400.00	TRAINING/MTGS/DUES/SUBSCRIP 0.00	2,400.00	943.87	526.13	930.00	61.3%	
TOTAL FIRE MARSHALL								
	90,518.00	4,000.00	94,518.00	66,935.05	4,995.92	22,587.03	76.1%	
TOTAL EXPENSES								
	90,518.00	4,000.00	94,518.00	66,935.05	4,995.92	22,587.03		

Town and Schools of Ledyard



YEAR-TO-DATE BUDGET REPORT

FOR 2023 09								
10120401 ADMIN EMERGENCY SERV	ORIGINAL APPROP	TRANS/ADJSMTS	REVISED BUDGET	YTD EXPENDED	ENCUMBRANCES	AVAILABLE BUDGET	% USED	
10120401 ADMIN EMERGENCY SERV								
10120401 51130	OVERTIME							
	10,000.00	0.00	10,000.00	4,975.97	0.00	5,024.03	49.8%	
10120401 51600	DEPARTMENT HEAD WAGES							
	19,988.00	0.00	19,988.00	15,590.05	0.00	4,397.95	78.0%	
10120401 51630	PUBLIC SAFETY EMPLOYEES							
	300,460.00	0.00	300,460.00	229,864.63	0.00	70,595.37	76.5%	
10120401 56100	OPERATING EXPENSES							
	36,400.00	0.00	36,400.00	4,832.84	6,445.20	25,121.96	31.0%	
10120401 57307	THIRD PARTY AMBULANCE SERVICE							
	75,000.00	0.00	75,000.00	75,000.00	0.00	0.00	100.0%	
TOTAL ADMIN EMERGENCY SERV								
	441,848.00	0.00	441,848.00	330,263.49	6,445.20	105,139.31	76.2%	
TOTAL EXPENSES								
	441,848.00	0.00	441,848.00	330,263.49	6,445.20	105,139.31		
10120501 LEDYARD FIRE COMPANY								
10120501 51720	INCENTIVE							
	5,000.00	0.00	5,000.00	2,500.00	2,500.00	0.00	100.0%	
10120501 53645	TRAINING							
	13,230.00	0.00	13,230.00	9,725.53	1,000.00	2,504.47	81.1%	
10120501 53685	FIRE HOSE TESTING							
	1,400.00	0.00	1,400.00	0.00	0.00	1,400.00	.0%	
10120501 54300	REPAIRS & MAINTENANCE							
	34,000.00	0.00	34,000.00	18,773.86	2,468.32	12,757.82	62.5%	
10120501 55320	CELL PHONE SERVICE							
	2,000.00	0.00	2,000.00	0.00	675.00	1,325.00	33.8%	
10120501 56100	OPERATING EXPENSES							
	15,000.00	0.00	15,000.00	6,116.24	1,626.81	7,256.95	51.6%	
10120501 56730	UNIFORMS							
	12,000.00	0.00	12,000.00	6,739.33	516.79	4,743.88	60.5%	
10120501 57017	FIRE POLICE							
	5,000.00	0.00	5,000.00	0.00	220.00	4,780.00	4.4%	
10120501 57300	NEW EQUIPMENT							
	10,000.00	0.00	10,000.00	1,997.04	1,252.03	6,750.93	32.5%	
10120501 58790	INCENTIVE							
	28,500.00	0.00	28,500.00	28,500.00	0.00	0.00	100.0%	

YEAR-TO-DATE BUDGET REPORT

FOR 2023 09							
10120501 LEDYARD FIRE COMPANY	ORIGINAL APPROP	TRANS/ADJSMTS	REVISED BUDGET	YTD EXPENDED	ENCUMBRANCES	AVAILABLE BUDGET	% USED
TOTAL LEDYARD FIRE COMPANY	126,130.00	0.00	126,130.00	74,352.00	10,258.95	41,519.05	67.1%
TOTAL EXPENSES	126,130.00	0.00	126,130.00	74,352.00	10,258.95	41,519.05	
10120551 GALES FERRY FIRE COMPANY							
10120551 51720	4,500.00	0.00	4,500.00	4,500.00	0.00	0.00	100.0%
10120551 53645	16,500.00	0.00	16,500.00	6,633.58	4,791.42	5,075.00	69.2%
10120551 53685	1,000.00	-1,000.00	0.00	0.00	0.00	0.00	.0%
10120551 55330	2,400.00	0.00	2,400.00	1,549.67	550.33	300.00	87.5%
10120551 55555	500.00	0.00	500.00	0.00	0.00	500.00	.0%
10120551 56100	31,600.00	1,000.00	32,600.00	18,440.28	7,550.74	6,608.98	79.7%
10120551 56106	59,874.00	0.00	59,874.00	44,905.50	14,968.50	0.00	100.0%
10120551 56700	37,000.00	0.00	37,000.00	24,283.43	2,255.92	10,460.65	71.7%
10120551 56730	13,000.00	0.00	13,000.00	1,822.75	3,477.25	7,700.00	40.8%
10120551 57017	3,000.00	0.00	3,000.00	480.00	320.00	2,200.00	26.7%
10120551 57300	6,000.00	0.00	6,000.00	1,615.85	4,284.15	100.00	98.3%
10120551 58790	28,500.00	0.00	28,500.00	28,500.00	0.00	0.00	100.0%
TOTAL GALES FERRY FIRE COMPANY	203,874.00	0.00	203,874.00	132,731.06	38,198.31	32,944.63	83.8%
TOTAL EXPENSES	203,874.00	0.00	203,874.00	132,731.06	38,198.31	32,944.63	
10120701 EMERGENCY MANAGEMENT							
10120701 51630	15,990.00	0.00	15,990.00	10,530.00	0.00	5,460.00	65.9%

Town and Schools of Ledyard



YEAR-TO-DATE BUDGET REPORT

FOR 2023 09								
10120701	EMERGENCY MANAGEMENT	ORIGINAL APPROP	TRANS/ADJSMTS	REVISED BUDGET	YTD EXPENDED	ENCUMBRANCES	AVAILABLE BUDGET	% USED
10120701	56100	4,850.00	0.00	4,850.00	325.30	35.76	4,488.94	7.4%
	OPERATING EXPENSES							
	TOTAL EMERGENCY MANAGEMENT	20,840.00	0.00	20,840.00	10,855.30	35.76	9,948.94	52.3%
	TOTAL EXPENSES	20,840.00	0.00	20,840.00	10,855.30	35.76	9,948.94	
10130101 PUBLIC HEALTH NURSING								
10130101	51600	94,546.00	0.00	94,546.00	69,869.51	0.00	24,676.49	73.9%
	DEPARTMENT HEAD WAGES							
10130101	51610	70,160.00	0.00	70,160.00	60,047.00	0.00	10,113.00	85.6%
	SUPERVISORS							
10130101	51615	98,720.00	0.00	98,720.00	63,093.16	0.00	35,626.84	63.9%
	ASSISTANT WAGES							
10130101	51645	214,903.00	0.00	214,903.00	142,060.55	0.00	72,842.45	66.1%
	NURSES SALARY							
10130101	51646	32,000.00	0.00	32,000.00	15,793.42	0.00	16,206.58	49.4%
	NURSE AIDES							
10130101	51710	63,850.00	-1,500.00	62,350.00	5,377.60	0.00	56,972.40	8.6%
	PER DIEM NURSES							
10130101	51720	10,000.00	0.00	10,000.00	7,640.00	0.00	2,360.00	76.4%
	STIPENDS							
10130101	52610	1,620.00	0.00	1,620.00	1,515.00	0.00	105.00	93.5%
	CLOTHING ALLOWANCE							
10130101	53300	135,000.00	0.00	135,000.00	59,211.86	41,843.14	33,945.00	74.9%
	PROFESSIONAL/TECH SERVICES							
10130101	53400	3,210.00	0.00	3,210.00	650.00	350.00	2,210.00	31.2%
	OTHER PROFESS/TECH SERVICES							
10130101	53600	3,000.00	0.00	3,000.00	2,375.00	0.00	625.00	79.2%
	ACCOUNTING SERVICES/AUDIT							
10130101	53635	2,500.00	0.00	2,500.00	1,350.00	450.00	700.00	72.0%
	PATIENT SATISFACTION SURVEY							
10130101	53636	13,920.00	0.00	13,920.00	6,733.80	2,266.20	4,920.00	64.7%
	ICD CODING							
10130101	53700	12,143.00	0.00	12,143.00	7,575.00	3,425.00	1,143.00	90.6%
	CONTRACT MAINTENANCE/LEASES							
10130101	54300	34,455.00	0.00	34,455.00	20,289.99	4,970.01	9,195.00	73.3%
	REPAIRS & MAINTENANCE							
10130101	56100	11,174.00	0.00	11,174.00	7,422.17	2,540.62	1,211.21	89.2%
	OPERATING EXPENSES							

YEAR-TO-DATE BUDGET REPORT

FOR 2023 09								
10130101 PUBLIC HEALTH NURSING	ORIGINAL APPROP	TRANS/ADJSMTS	REVISED BUDGET	YTD EXPENDED	ENCUMBRANCES	AVAILABLE BUDGET	% USED	
10130101 56900	13,000.00	0.00	13,000.00	3,539.36	8,144.49	1,316.15	89.9%	
							OTHER SUPPLIES	
10130101 58110	7,040.00	1,500.00	8,540.00	6,834.83	688.65	1,016.52	88.1%	
							TRAINING/MTGS/DUES/SUBSCRIP	
10130101 58300	16,000.00	0.00	16,000.00	5,557.82	3,636.56	6,805.62	57.5%	
							EMPLOYEE REIMBURSEMENT	
10130101 58775	3,650.00	0.00	3,650.00	865.67	2,054.65	729.68	80.0%	
							COMMUNITY HEALTH PROGRAM	
10130101 58790	1,750.00	0.00	1,750.00	1,148.29	0.00	601.71	65.6%	
							MISCELLANEOUS EXPENSES	
TOTAL PUBLIC HEALTH NURSING	842,641.00	0.00	842,641.00	488,950.03	70,369.32	283,321.65	66.4%	
							TOTAL EXPENSES	
	842,641.00	0.00	842,641.00	488,950.03	70,369.32	283,321.65		
10130103 SCHOOL NURSING								
10130103 51645	264,645.00	0.00	264,645.00	181,559.92	0.00	83,085.08	68.6%	
							NURSES SALARY	
10130103 51646	45,356.00	0.00	45,356.00	42,183.08	0.00	3,172.92	93.0%	
							NURSE AIDES	
10130103 51710	36,100.00	0.00	36,100.00	6,801.17	0.00	29,298.83	18.8%	
							OTHER WAGES	
10130103 52610	1,500.00	0.00	1,500.00	750.00	0.00	750.00	50.0%	
							CLOTHING ALLOWANCE	
10130103 56100	940.00	0.00	940.00	0.00	0.00	940.00	.0%	
							OPERATING EXPENSES	
10130103 58110	2,205.00	0.00	2,205.00	303.68	68.00	1,833.32	16.9%	
							TRAINING/MTGS/DUES/SUBSCRIP	
TOTAL SCHOOL NURSING	350,746.00	0.00	350,746.00	231,597.85	68.00	119,080.15	66.0%	
							TOTAL EXPENSES	
	350,746.00	0.00	350,746.00	231,597.85	68.00	119,080.15		
10130301 SOCIAL SERVICES								
10130301 51610	87,297.00	0.00	87,297.00	65,880.15	0.00	21,416.85	75.5%	
							SUPERVISORS	

YEAR-TO-DATE BUDGET REPORT

FOR 2023 09								
10130301 SOCIAL SERVICES	ORIGINAL APPROP	TRANS/ADJSMTS	REVISED BUDGET	YTD EXPENDED	ENCUMBRANCES	AVAILABLE BUDGET	% USED	
10130301 51700	4,400.00	COUNSELOR 0.00	4,400.00	322.54	4.71	4,072.75	7.4%	
10130301 54401	3,500.00	FOOD PANTRY EXPENSES 0.00	3,500.00	0.00	0.00	3,500.00	.0%	
10130301 56100	4,622.00	OPERATING EXPENSES 0.00	4,622.00	4,449.91	145.28	26.81	99.4%	
TOTAL SOCIAL SERVICES	99,819.00	0.00	99,819.00	70,652.60	149.99	29,016.41	70.9%	
TOTAL EXPENSES	99,819.00	0.00	99,819.00	70,652.60	149.99	29,016.41		
10130501 SENIOR CENTER								
10130501 51615	36,291.00	ASSISTANT WAGES 0.00	36,291.00	26,663.49	0.00	9,627.51	73.5%	
10130501 51700	18,656.00	ADMINISTRATIVE WAGES 0.00	18,656.00	7,262.36	0.00	11,393.64	38.9%	
10130501 51800	20,000.00	VAN DRIVER WAGES 0.00	20,000.00	19,042.95	0.00	957.05	95.2%	
10130501 53658	3,600.00	REGIONAL SENIOR WEBSITE 0.00	3,600.00	3,600.00	0.00	0.00	100.0%	
10130501 53700	3,765.00	CONTRACT MAINTENANCE/LEASES 0.00	3,765.00	2,615.32	1,113.68	36.00	99.0%	
10130501 54310	1,500.00	EQUIPMENT MAINTENANCE 553.00	2,053.00	2,025.29	6.07	21.64	98.9%	
10130501 56100	3,370.00	OPERATING EXPENSES -553.00	2,817.00	1,454.19	1,352.71	10.10	99.6%	
10130501 58775	10,000.00	COMMUNITY HEALTH PROGRAM 0.00	10,000.00	9,186.00	411.00	403.00	96.0%	
TOTAL SENIOR CENTER	97,182.00	0.00	97,182.00	71,849.60	2,883.46	22,448.94	76.9%	
TOTAL EXPENSES	97,182.00	0.00	97,182.00	71,849.60	2,883.46	22,448.94		
10140101 ADMINISTRATION								
10140101 51600	125,195.00	DEPARTMENT HEAD WAGES 0.00	125,195.00	92,039.99	0.00	33,155.01	73.5%	

Town and Schools of Ledyard



YEAR-TO-DATE BUDGET REPORT

FOR 2023 09								
10140101 ADMINISTRATION	ORIGINAL APPROP	TRANS/ADJSMTS	REVISED BUDGET	YTD EXPENDED	ENCUMBRANCES	AVAILABLE BUDGET	% USED	
10140101 53300	70,000.00	PROFESSIONAL/TECH SERVICES 0.00	70,000.00	28,124.77	33,074.73	8,800.50	87.4%	
10140101 58110	3,675.00	TRAINING/MTGS/DUES/SUBSCRIP 0.00	3,675.00	2,766.25	1,181.25	-272.50	107.4%	
TOTAL ADMINISTRATION	198,870.00	0.00	198,870.00	122,931.01	34,255.98	41,683.01	79.0%	
TOTAL EXPENSES	198,870.00	0.00	198,870.00	122,931.01	34,255.98	41,683.01		
10140103 HIGHWAY								
10140103 51130	12,500.00	OVERTIME 0.00	12,500.00	8,672.68	0.00	3,827.32	69.4%	
10140103 51301	15,000.00	SEASONAL HELP SUMMER 0.00	15,000.00	5,586.00	0.00	9,414.00	37.2%	
10140103 51610	87,665.00	SUPERVISORS 0.00	87,665.00	65,828.43	0.00	21,836.57	75.1%	
10140103 51620	827,966.00	PUBLIC WORKS EMPLOYEES 0.00	827,966.00	578,411.56	0.00	249,554.44	69.9%	
10140103 51710	7,500.00	POSITION UPGRADE PAY 0.00	7,500.00	4,145.23	0.00	3,354.77	55.3%	
10140103 51805	5,000.00	PT SNOWPLOW DRIVERS 0.00	5,000.00	334.41	0.00	4,665.59	6.7%	
10140103 51815	95,000.00	OVERTIME SNOW PLOWING 0.00	95,000.00	36,510.16	0.00	58,489.84	38.4%	
10140103 53645	1,800.00	TRAINING 0.00	1,800.00	2,145.00	1,000.00	-1,345.00	174.7%	
10140103 53700	3,000.00	CONTRACT MAINTENANCE/LEASES 0.00	3,000.00	0.00	4,013.78	-1,013.78	133.8%	
10140103 55300	5,000.00	TELEPHONE/CABLE 0.00	5,000.00	2,858.96	1,441.04	700.00	86.0%	
10140103 56260	40,000.00	GASOLINE/OIL 0.00	40,000.00	21,031.04	8,868.96	10,100.00	74.8%	
10140103 56265	60,000.00	DIESEL FUEL 0.00	60,000.00	25,197.05	24,802.95	10,000.00	83.3%	
10140103 56730	13,000.00	UNIFORMS 0.00	13,000.00	8,523.22	4,136.33	340.45	97.4%	
10140103 56900	2,300.00	OTHER SUPPLIES 0.00	2,300.00	1,443.86	1,756.14	-900.00	139.1%	
10140103 57300	1,500.00	NEW EQUIPMENT 0.00	1,500.00	1,280.20	669.80	-450.00	130.0%	

YEAR-TO-DATE BUDGET REPORT

FOR 2023 09									
10140103 HIGHWAY	ORIGINAL	APPROP	TRANS/ADJSMTS	REVISED	BUDGET	YTD EXPENDED	ENCUMBRANCES	AVAILABLE BUDGET	% USED
10140103 58300		5,500.00	EMPLOYEE REIMBURSEMENT 0.00	5,500.00		1,476.00	0.00	4,024.00	26.8%
TOTAL HIGHWAY	1,182,731.00		0.00	1,182,731.00		763,443.80	46,689.00	372,598.20	68.5%
	1,182,731.00		TOTAL EXPENSES 0.00	1,182,731.00		763,443.80	46,689.00	372,598.20	
10140105 VEHICLE MAINTENANCE									
10140105 51620	126,589.00		PUBLIC WORKS EMPLOYEES 0.00	126,589.00		93,034.56	0.00	33,554.44	73.5%
10140105 56100	2,100.00		OPERATING EXPENSES 0.00	2,100.00		1,360.98	589.02	150.00	92.9%
10140105 56300	5,500.00		SNOW PLOW BLADES 0.00	5,500.00		3,250.00	250.00	2,000.00	63.6%
10140105 56700	135,000.00		VEHICLE/EQUIP PARTS -500.00	134,500.00		105,241.82	24,258.18	5,000.00	96.3%
10140105 56705	1,000.00		OXYGEN & WELDING 500.00	1,500.00		1,046.48	453.52	0.00	100.0%
10140105 56715	10,000.00		TIRES 0.00	10,000.00		15,829.90	170.10	-6,000.00	160.0%
TOTAL VEHICLE MAINTENANCE	280,189.00		0.00	280,189.00		219,763.74	25,720.82	34,704.44	87.6%
	280,189.00		TOTAL EXPENSES 0.00	280,189.00		219,763.74	25,720.82	34,704.44	
10140107 ROAD UPKEEP									
10140107 56301	125,000.00		SALT AND SAND 0.00	125,000.00		73,147.85	0.00	51,852.15	58.5%
10140107 56302	300.00		SNOW DAMAGE 0.00	300.00		8.54	191.46	100.00	66.7%
10140107 56303	5,000.00		BITUMINOUS CONCRETE 0.00	5,000.00		4,569.60	5,430.40	-5,000.00	200.0%
10140107 56304	4,000.00		STREETS SIGNS & MARKINGS 0.00	4,000.00		2,637.36	462.64	900.00	77.5%
10140107 56305	3,000.00		GUIDE RAILS 62.50	3,062.50		3,062.50	0.00	0.00	100.0%

Town and Schools of Ledyard



YEAR-TO-DATE BUDGET REPORT

FOR 2023 09								
10140107 ROAD UPKEEP	ORIGINAL APPROP	TRANS/ADJSMTS	REVISED BUDGET	YTD EXPENDED	ENCUMBRANCES	AVAILABLE BUDGET	% USED	
10140107 56306	4,000.00	TREE REMOVAL 25,000.00	29,000.00	21,120.00	7,880.00	0.00	100.0%	
10140107 56307	3,000.00	GRAVEL 0.00	3,000.00	2,814.24	185.76	0.00	100.0%	
10140107 56308	3,000.00	DRAINAGE IMPROVEMENT 0.00	3,000.00	2,659.85	640.15	-300.00	110.0%	
10140107 56312	1,500.00	STREETLIGHT MAINTENANCE -62.50	1,437.50	1,001.83	48.17	387.50	73.0%	
10140107 57301	2,000.00	EQUIPMENT RENTAL 0.00	2,000.00	1,628.16	26.55	345.29	82.7%	
TOTAL ROAD UPKEEP	150,800.00	25,000.00	175,800.00	112,649.93	14,865.13	48,284.94	72.5%	
TOTAL EXPENSES	150,800.00	25,000.00	175,800.00	112,649.93	14,865.13	48,284.94		
10140111 PROPERTY MAINTENANCE								
10140111 58200	15,000.00	TOWN HALL AND ANNEX 0.00	15,000.00	7,025.93	3,146.07	4,828.00	67.8%	
10140111 58210	26,000.00	PW FACILITIES 0.00	26,000.00	21,058.29	7,023.11	-2,081.40	108.0%	
10140111 58220	15,000.00	POLICE STATION 0.00	15,000.00	6,181.70	4,794.30	4,024.00	73.2%	
10140111 58225	10,000.00	EMERGENCY SERVICES BUILDING 0.00	10,000.00	4,800.70	5,517.30	-318.00	103.2%	
10140111 58230	6,500.00	LIBRARY FAC 0.00	6,500.00	4,969.45	3,973.86	-2,443.31	137.6%	
10140111 58235	8,000.00	SENIOR CENTER FACILITY 0.00	8,000.00	3,641.47	1,070.67	3,287.86	58.9%	
10140111 58236	5,000.00	TOWN GREEN 0.00	5,000.00	2,959.78	2,812.13	-771.91	115.4%	
TOTAL PROPERTY MAINTENANCE	85,500.00	0.00	85,500.00	50,637.32	28,337.44	6,525.24	92.4%	
TOTAL EXPENSES	85,500.00	0.00	85,500.00	50,637.32	28,337.44	6,525.24		
10140113 SANITATION								
10140113 51620	2,000.00	PUBLIC WORKS EMPLOYEES 0.00	2,000.00	615.47	0.00	1,384.53	30.8%	

YEAR-TO-DATE BUDGET REPORT

FOR 2023 09								
10140113	SANITATION	ORIGINAL APPROP	TRANS/ADJSMTS	REVISED BUDGET	YTD EXPENDED	ENCUMBRANCES	AVAILABLE BUDGET	% USED
10140113	54210	616,803.00	DISPOSAL SERVICE 0.00	616,803.00	457,002.28	151,997.72	7,803.00	98.7%
10140113	54224	400,000.00	TIPPING FEES 0.00	400,000.00	230,522.21	155,477.79	14,000.00	96.5%
10140113	56100	5,000.00	OPERATING EXPENSES 0.00	5,000.00	3,375.31	1,609.69	15.00	99.7%
10140113	58790	75,000.00	MISCELLANEOUS EXPENSES 0.00	75,000.00	41,526.00	23,474.00	10,000.00	86.7%
TOTAL SANITATION		1,098,803.00	0.00	1,098,803.00	733,041.27	332,559.20	33,202.53	97.0%
TOTAL EXPENSES		1,098,803.00	0.00	1,098,803.00	733,041.27	332,559.20	33,202.53	
10150101 LIBRARY								
10150101	51160	23,382.00	CUSTODIAN SALARIES 0.00	23,382.00	17,803.09	0.00	5,578.91	76.1%
10150101	51600	81,136.00	DEPARTMENT HEAD WAGES -3,240.00	77,896.00	57,626.81	0.00	20,269.19	74.0%
10150101	51610	162,753.00	SUPERVISORS -5,000.00	157,753.00	105,529.58	0.00	52,223.42	66.9%
10150101	51615	102,528.00	ASSISTANT WAGES 0.00	102,528.00	87,505.07	0.00	15,022.93	85.3%
10150101	51800	55,765.00	PART-TIME WAGES 0.00	55,765.00	41,037.18	0.00	14,727.82	73.6%
10150101	53700	2,540.00	CONTRACT MAINTENANCE/LEASES 3,240.00	5,780.00	4,686.89	503.11	590.00	89.8%
10150101	55330	3,200.00	TELEPHONE & FAX SERVICE 0.00	3,200.00	2,491.65	708.35	0.00	100.0%
10150101	56100	12,283.00	OPERATING EXPENSES 5,000.00	17,283.00	10,522.64	3,039.33	3,721.03	78.5%
10150101	56140	43,658.00	LION REGIONAL COMPUTER NETWORK 0.00	43,658.00	33,980.77	8,386.38	1,290.85	97.0%
10150101	56420	55,000.00	LIBRARY BOOKS 0.00	55,000.00	32,029.47	15,422.81	7,547.72	86.3%
TOTAL LIBRARY		542,245.00	0.00	542,245.00	393,213.15	28,059.98	120,971.87	77.7%
TOTAL EXPENSES		542,245.00	0.00	542,245.00	393,213.15	28,059.98	120,971.87	
10160101 PARKS AND RECREATION								
10160101	51600		DEPARTMENT HEAD WAGES					

YEAR-TO-DATE BUDGET REPORT

FOR 2023 09								
10160101	PARKS AND RECREATION	ORIGINAL APPROP	TRANS/ADJSMTS	REVISED BUDGET	YTD EXPENDED	ENCUMBRANCES	AVAILABLE BUDGET	% USED
10160101	51610	78,915.00	0.00	78,915.00	58,375.54	0.00	20,539.46	74.0%
			SUPERVISORS					
10160101	51615	53,393.00	0.00	53,393.00	42,792.06	0.00	10,600.94	80.1%
			ASSISTANT WAGES					
10160101	51710	77,036.00	-5,846.00	71,190.00	47,175.85	0.00	24,014.15	66.3%
			PLAYGROUND & CUSTODIAN					
10160101	53700	10,000.00	0.00	10,000.00	0.00	0.00	10,000.00	.0%
			CONTRACT MAINTENANCE/LEASES					
10160101	54300	161,462.00	0.00	161,462.00	119,799.97	41,662.03	0.00	100.0%
			REPAIRS & MAINTENANCE					
10160101	56100	32,046.00	0.00	32,046.00	19,868.66	12,168.34	9.00	100.0%
			OPERATING EXPENSES					
10160101	56220	24,615.00	0.00	24,615.00	11,654.81	12,905.55	54.64	99.8%
			ELECTRICITY					
		27,000.00	5,846.00	32,846.00	28,704.09	4,141.91	0.00	100.0%
	TOTAL PARKS AND RECREATION	464,467.00	0.00	464,467.00	328,370.98	70,877.83	65,218.19	86.0%
	TOTAL EXPENSES	464,467.00	0.00	464,467.00	328,370.98	70,877.83	65,218.19	
10170101 BOE EXPENDITURES								
10170101	58790	34,555,319.00	0.00	34,555,319.00	0.00	0.00	34,555,319.00	.0%
			BOARD OF EDUC EXPENSES					
	TOTAL BOE EXPENDITURES	34,555,319.00	0.00	34,555,319.00	0.00	0.00	34,555,319.00	.0%
	TOTAL EXPENSES	34,555,319.00	0.00	34,555,319.00	0.00	0.00	34,555,319.00	
10180101 DEBT SERVICE								
10180101	58810	2,894,957.00	0.00	2,894,957.00	1,782,337.22	0.00	1,112,619.78	61.6%
			GEN OBLIGATION BOND PRINCIPAL					
10180101	58811	1,160,761.00	0.00	1,160,761.00	941,840.06	0.00	218,920.94	81.1%
			GEN OBLIGATION BOND INTEREST					
10180101	58820	84,266.00	0.00	84,266.00	56,071.46	0.00	28,194.54	66.5%
			CWF/DWSRF LOAN PRINCIPAL					
10180101	58821	13,705.00	0.00	13,705.00	9,242.06	0.00	4,462.94	67.4%
			CWF/DWSRF LOAN INTEREST					

YEAR-TO-DATE BUDGET REPORT

FOR 2023 09								
10180101 DEBT SERVICE	ORIGINAL APPROP	TRANS/ADJSMTS	REVISED BUDGET	YTD EXPENDED	ENCUMBRANCES	AVAILABLE BUDGET	% USED	
10180101 58823	550,971.00	DEBT TRANSFER TO WPCA 0.00	550,971.00	0.00	0.00	550,971.00	.0%	
10180101 58830	50,000.00	PROJECTS IN PROGRESS 0.00	50,000.00	0.00	0.00	50,000.00	.0%	
TOTAL DEBT SERVICE	4,754,660.00	0.00	4,754,660.00	2,789,490.80	0.00	1,965,169.20	58.7%	
TOTAL EXPENSES	4,754,660.00	0.00	4,754,660.00	2,789,490.80	0.00	1,965,169.20		
10185101 CAPITAL AND NON-RECURRING								
10185101 58790	1,150,285.00	CONTRIBUTION TO CAPITAL 0.00	1,150,285.00	0.00	0.00	1,150,285.00	.0%	
TOTAL CAPITAL AND NON-RECURRING	1,150,285.00	0.00	1,150,285.00	0.00	0.00	1,150,285.00	.0%	
TOTAL EXPENSES	1,150,285.00	0.00	1,150,285.00	0.00	0.00	1,150,285.00		
10188210 MISC.								
10188210 59300	0.00	TRANSFERRED FUNDS 448,253.00	448,253.00	448,253.00	0.00	0.00	100.0%	
TOTAL MISC.	0.00	448,253.00	448,253.00	448,253.00	0.00	0.00	100.0%	
TOTAL EXPENSES	0.00	448,253.00	448,253.00	448,253.00	0.00	0.00		
GRAND TOTAL	63,507,221.00	492,247.79	63,999,468.79	20,873,610.85	1,655,527.66	41,470,330.28	35.2%	

** END OF REPORT - Generated by Matthew Bonin **

YEAR-TO-DATE BUDGET REPORT

REPORT OPTIONS

Sequence	Field #	Total	Page Break
Sequence 1	9	Y	N
Sequence 2	0	N	N
Sequence 3	0	N	N
Sequence 4	0	N	N

Report title:
YEAR-TO-DATE BUDGET REPORT

Includes accounts exceeding 0% of budget.

Print totals only: N
 Print Full or Short description: F
 Print full GL account: N
 Format type: 1
 Double space: N
 Suppress zero bal accts: Y
 Include requisition amount: N
 Print Revenues-Version headings: N
 Print revenue as credit: Y
 Print revenue budgets as zero: N
 Include Fund Balance: N
 Print journal detail: N
 From Yr/Per: 2022/ 1
 To Yr/Per: 2022/ 6
 Include budget entries: Y
 Incl encumb/liq entries: Y
 Sort by JE # or PO #: J
 Detail format option: 1
 Include additional JE comments: N
 Multiyear view: D
 Amounts/totals exceed 999 million dollars: N

Year/Period: 2023/ 9
 Print MTD Version: N

Roll projects to object: N
 Carry forward code: 1

Find Criteria	
Field Name	Field value
Fund	0101
TWN FUNCTION	
DEPT / LOCAT	
SDEP/BOEFUNC	
Character Code	
Org	
Object	
Project	
Account type	Expense
Account status	
Rollup code	

Town and Schools of Ledyard

YEAR-TO-DATE BUDGET REPORT

FOR 2023 07

	ORIGINAL	ESTIM REV	ESTIM REV ADJ	REVISED	ESTIM REV	ACTUAL YTD	REVENUE	REMAINING	REVENUE	% COLL
1011401 GENERAL GOVT-CHARGE / SERVICE										
1011401 42046										
	-1,500.00		0.00	-1,500.00		-615.00		-885.00		41.0%
1011401 47009										
	-80,000.00		0.00	-80,000.00		-53,193.92		-26,806.08		66.5%
1011401 47019										
	-55,000.00		0.00	-55,000.00		-54,894.83		-105.17		99.8%
1011401 47022										
	-115,000.00		0.00	-115,000.00		-64,542.49		-50,457.51		56.1%
1011401 47023										
	-10,000.00		0.00	-10,000.00		-5,345.50		-4,654.50		53.5%
1011401 47024										
	-300.00		0.00	-300.00		-188.00		-112.00		62.7%
1011401 47025										
	-5,000.00		0.00	-5,000.00		-12,149.75		7,149.75		243.0%
1011401 47036										
	-350.00		0.00	-350.00		-1,608.25		1,258.25		459.5%
1011401 47037										
	-8,700.00		0.00	-8,700.00		-3,368.50		-5,331.50		38.7%
1011401 47040										
	-132,000.00		0.00	-132,000.00		-114,716.52		-17,283.48		86.9%
1011401 47041										
	-604,000.00		0.00	-604,000.00		-277,756.24		-326,243.76		46.0%
1011401 47045										
	-250,000.00		0.00	-250,000.00		0.00		-250,000.00		.0%
1011401 47051										
	-100,000.00		0.00	-100,000.00		0.00		-100,000.00		.0%
1011401 47053										
	-20,000.00		0.00	-20,000.00		0.00		-20,000.00		.0%
1011401 49006										
	-40,000.00		0.00	-40,000.00		0.00		-40,000.00		.0%
1011401 49051										
	-11,000.00		0.00	-11,000.00		-1,291.67		-9,708.33		11.7%
TOTAL GENERAL GOVT-CHARGE / SERVICE										
	-1,432,850.00		0.00	-1,432,850.00		-589,670.67		-843,179.33		41.2%
TOTAL REVENUES										
	-1,432,850.00		0.00	-1,432,850.00		-589,670.67		-843,179.33		
1011402 GENERAL GOVT-GRANTS/CONTR										
1011402 41005										
	-22,000.00		0.00	-22,000.00		0.00		-22,000.00		.0%

YEAR-TO-DATE BUDGET REPORT

FOR 2023 07

ORIGINAL ESTIM REV	ESTIM REV ADJ	REVISED ESTIM REV	ACTUAL YTD REVENUE	REMAINING REVENUE	% COLL
1011402 42001		PILOT: STATE PROPERTY			
-925,100.00	0.00	-925,100.00	-925,099.97	-0.03	100.0%
1011402 42006		PROPERTY TAX RELIEF-ELDERLY			
-85,000.00	0.00	-85,000.00	0.00	-85,000.00	.0%
1011402 42007		DISABLED REIMBURSEMENT			
-1,200.00	0.00	-1,200.00	-972.13	-227.87	81.0%
1011402 42010		CIVIL PREPAREDNESS REIMB			
0.00	0.00	0.00	-3,900.00	3,900.00	100.0%
1011402 42011		ADDITIONAL VETERANS GRANT			
-3,500.00	0.00	-3,500.00	-4,360.06	860.06	124.6%
1011402 42014		PEQUOT FUND			
-1,391,000.00	0.00	-1,391,000.00	-463,666.66	-927,333.34	33.3%
1011402 42044		MUNIC REV SHARING-SALES TAX			
0.00	0.00	0.00	-291,321.65	291,321.65	100.0%
TOTAL GENERAL GOVT-GRANTS/CONTR					
-2,427,800.00	0.00	-2,427,800.00	-1,689,320.47	-738,479.53	69.6%
TOTAL REVENUES					
-2,427,800.00	0.00	-2,427,800.00	-1,689,320.47	-738,479.53	

1012001 PUBLIC SAFETY-CHARGE / SERVICE

1012001 47005		LEDYARD FIRE POLICE CHARGES			
-5,000.00	0.00	-5,000.00	0.00	-5,000.00	.0%
1012001 47007		DISPATCH REGIONALIZATION			
-56,000.00	0.00	-56,000.00	-46,883.52	-9,116.48	83.7%
1012001 47017		GALES FERRY FIRE POLICE CHARGE			
-3,000.00	0.00	-3,000.00	0.00	-3,000.00	.0%
1012001 47018		POLICE OT			
-50,000.00	0.00	-50,000.00	-164,969.36	114,969.36	329.9%
1012001 47038		PERMIT FEE			
-7,000.00	0.00	-7,000.00	-3,780.00	-3,220.00	54.0%
1012001 47039		RECORDS FEE			
-1,800.00	0.00	-1,800.00	-1,118.00	-682.00	62.1%
1012001 47055		SHARED SERVICES - ASSESSOR			
0.00	0.00	0.00	-12,041.28	12,041.28	100.0%
TOTAL PUBLIC SAFETY-CHARGE / SERVICE					
-122,800.00	0.00	-122,800.00	-228,792.16	105,992.16	186.3%
TOTAL REVENUES					
-122,800.00	0.00	-122,800.00	-228,792.16	105,992.16	

1012002 PUBLIC SAFETY-GRANTS/CONTR

1012002 42034 DUI GRANT REIMBURSEMENT

YEAR-TO-DATE BUDGET REPORT

FOR 2023 07								
ORIGINAL	ESTIM REV	ESTIM REV ADJ	REVISED	ESTIM REV	ACTUAL YTD	REVENUE	REMAINING REVENUE	% COLL
1012002 47049	-6,000.00	0.00	-6,000.00			0.00	-6,000.00	.0%
	-25,000.00	0.00	-25,000.00			0.00	-25,000.00	.0%
	DISPATCH--PRESTON							
	TOTAL PUBLIC SAFETY-GRANTS/CONTR							
	-31,000.00	0.00	-31,000.00			0.00	-31,000.00	.0%
	TOTAL REVENUES							
	-31,000.00	0.00	-31,000.00			0.00	-31,000.00	
1013001 HEALTH/WELFARE-CHARGE/ SERVICE								
1013001 47021	-9,600.00	0.00	-9,600.00			-3,112.00	-6,488.00	32.4%
	SENIOR CENTER FEES							
1013001 47034	-800,000.00	0.00	-800,000.00			-311,934.57	-488,065.43	39.0%
	PUBLIC HEALTH NURSING FEES							
	TOTAL HEALTH/WELFARE-CHARGE/ SERVICE							
	-809,600.00	0.00	-809,600.00			-315,046.57	-494,553.43	38.9%
	TOTAL REVENUES							
	-809,600.00	0.00	-809,600.00			-315,046.57	-494,553.43	
1013002 HEALTH/WELFARE-GRANTS/CONTR								
1013002 42003	-26,167.00	0.00	-26,167.00			-16,647.00	-9,520.00	63.6%
	LYS GRANT DEP OF EDUCATION							
1013002 42032	-8,200.00	0.00	-8,200.00			-9,672.63	1,472.63	118.0%
	PILOT: SR HOUSING AUTHORITY							
1013002 42041	-2,000.00	0.00	-2,000.00			0.00	-2,000.00	.0%
	LYS GRANT ENRICHMENT							
	TOTAL HEALTH/WELFARE-GRANTS/CONTR							
	-36,367.00	0.00	-36,367.00			-26,319.63	-10,047.37	72.4%
	TOTAL REVENUES							
	-36,367.00	0.00	-36,367.00			-26,319.63	-10,047.37	
1014001 PUBLIC WORKS-CHARGE / SERVICE								
1014001 47020	-52,000.00	0.00	-52,000.00			-30,869.18	-21,130.82	59.4%
	TIPPING FEES							

YEAR-TO-DATE BUDGET REPORT

FOR 2023 07

ORIGINAL ESTIM REV	ESTIM REV ADJ	REVISED ESTIM REV	ACTUAL YTD REVENUE	REMAINING REVENUE	% COLL
TOTAL PUBLIC WORKS-CHARGE / SERVICE					
-52,000.00	0.00	-52,000.00	-30,869.18	-21,130.82	59.4%
TOTAL REVENUES					
-52,000.00	0.00	-52,000.00	-30,869.18	-21,130.82	
1015001 LIBRARY CHARGE / SERVICE					
1015001 47032 LIBRARY FEES					
-375.00	0.00	-375.00	-445.91	70.91	118.9%
TOTAL LIBRARY CHARGE / SERVICE					
-375.00	0.00	-375.00	-445.91	70.91	118.9%
TOTAL REVENUES					
-375.00	0.00	-375.00	-445.91	70.91	
1016001 PARKS & REC-CHARGE / SERVICE					
1016001 47033 PROGRAM REGISTRATION FEES					
-3,000.00	0.00	-3,000.00	-1,138.00	-1,862.00	37.9%
TOTAL PARKS & REC-CHARGE / SERVICE					
-3,000.00	0.00	-3,000.00	-1,138.00	-1,862.00	37.9%
TOTAL REVENUES					
-3,000.00	0.00	-3,000.00	-1,138.00	-1,862.00	
1017001 EDUCATION-CHARGE / SERVICE					
1017001 47010 VO AG TUITION					
-736,832.00	0.00	-736,832.00	-559,486.00	-177,346.00	75.9%
1017001 47011 SPECIAL EDUCATION TUITION					
-97,013.00	0.00	-97,013.00	0.00	-97,013.00	.0%
1017001 47012 NON RESIDENT TUITION					
-138,590.00	0.00	-138,590.00	-28,980.00	-109,610.00	20.9%
TOTAL EDUCATION-CHARGE / SERVICE					
-972,435.00	0.00	-972,435.00	-588,466.00	-383,969.00	60.5%
TOTAL REVENUES					
-972,435.00	0.00	-972,435.00	-588,466.00	-383,969.00	

Town and Schools of Ledyard



YEAR-TO-DATE BUDGET REPORT

FOR 2023 07							
ORIGINAL ESTIM REV	ESTIM REV ADJ	REVISED ESTIM REV	ACTUAL YTD REVENUE	REMAINING REVENUE	% COLL		
1017002 EDUCATION-GRANTS/CONTR							
1017002 42016		FEDERAL PUBLIC LAW 874					
-1,500,000.00	0.00	-1,500,000.00	-61,822.69	-1,438,177.31	4.1%		
1017002 42018		VO-AG STABILIZATION FUNDING					
-850,000.00	0.00	-850,000.00	-525,620.00	-324,380.00	61.8%		
1017002 42020		EDUCATION COST SHARING					
-11,492,516.00	0.00	-11,492,516.00	-5,746,258.00	-5,746,258.00	50.0%		
TOTAL EDUCATION-GRANTS/CONTR							
-13,842,516.00	0.00	-13,842,516.00	-6,333,700.69	-7,508,815.31	45.8%		
TOTAL REVENUES							
-13,842,516.00	0.00	-13,842,516.00	-6,333,700.69	-7,508,815.31			
1019501 GENERAL-GENERAL - TAXES							
1019501 41000		PROPERTY TAXES, CURRENT					
-41,980,249.00	0.00	-41,980,249.00	-27,555,827.17	-14,424,421.83	65.6%		
1019501 41001		ARREARS					
-308,024.00	0.00	-308,024.00	-263,242.58	-44,781.42	85.5%		
1019501 41002		INTEREST					
-171,965.00	0.00	-171,965.00	-128,184.50	-43,780.50	74.5%		
1019501 41003		SUSPENSE TAX COLLECTIONS					
-35,495.00	0.00	-35,495.00	-3,943.33	-31,551.67	11.1%		
1019501 41004		LIENS					
-3,745.00	0.00	-3,745.00	-13,909.92	10,164.92	371.4%		
1019501 41008		MV Property Tax Grant					
0.00	0.00	0.00	-143,385.00	143,385.00	100.0%		
TOTAL GENERAL-GENERAL - TAXES							
-42,499,478.00	0.00	-42,499,478.00	-28,108,492.50	-14,390,985.50	66.1%		
TOTAL REVENUES							
-42,499,478.00	0.00	-42,499,478.00	-28,108,492.50	-14,390,985.50			
1019502 GENERAL-GEN - MISC							
1019502 49002		TRANSERS IN:					
-1,200,000.00	0.00	-1,200,000.00	-10,517.00	-1,189,483.00	.9%		

YEAR-TO-DATE BUDGET REPORT

FOR 2023 07						
ORIGINAL ESTIM REV	ESTIM REV ADJ	REVISED ESTIM REV	ACTUAL YTD REVENUE	REMAINING REVENUE	% COLL	
TOTAL GENERAL-GEN - MISC -1,200,000.00	0.00	-1,200,000.00	-10,517.00	-1,189,483.00	.9%	
TOTAL REVENUES -1,200,000.00	0.00	-1,200,000.00	-10,517.00	-1,189,483.00		
1019503 GENERAL-GEN - INV						
1019503 48001 -80,000.00	INTEREST ON DEPOSITS 0.00	-80,000.00	-222,541.47	142,541.47	278.2%	
TOTAL GENERAL-GEN - INV -80,000.00	0.00	-80,000.00	-222,541.47	142,541.47	278.2%	
TOTAL REVENUES -80,000.00	0.00	-80,000.00	-222,541.47	142,541.47		
GRAND TOTAL -63,510,221.00	0.00	-63,510,221.00	-38,145,320.25	-25,364,900.75	60.1%	

** END OF REPORT - Generated by Matthew Bonin **

YEAR-TO-DATE BUDGET REPORT

REPORT OPTIONS

Sequence	Field #	Total	Page Break
Sequence 1	9	Y	N
Sequence 2	0	N	N
Sequence 3	0	N	N
Sequence 4	0	N	N

Report title:
YEAR-TO-DATE BUDGET REPORT

Includes accounts exceeding 0% of budget.

Print totals only: N
 Print Full or Short description: F
 Print full GL account: N
 Format type: 1
 Double space: N
 Suppress zero bal accts: Y
 Include requisition amount: N
 Print Revenues-Version headings: Y
 Print revenue as credit: Y
 Print revenue budgets as zero: N
 Include Fund Balance: N
 Print journal detail: N
 From Yr/Per: 2022/ 1
 To Yr/Per: 2022/ 6
 Include budget entries: Y
 Incl encumb/liq entries: Y
 Sort by JE # or PO #: J
 Detail format option: 1
 Include additional JE comments: N
 Multiyear view: D
 Amounts/totals exceed 999 million dollars: N

Year/Period: 2023/ 7
 Print MTD Version: N

Roll projects to object: N
 Carry forward code: 1

Field Name	Field value
Fund	0101
TWN FUNCTION	
DEPT / LOCAT	
SDEP/BOEFUNC	
Character Code	
Org	
Object	
Project	
Account type	Revenue
Account status	
Rollup code	

Town and Schools of Ledyard



YEAR-TO-DATE BUDGET REPORT

FOR 2023 07

	ORIGINAL APPROP	TRANS/ADJSMTS	REVISED BUDGET	YTD EXPENDED	ENCUMBRANCES	AVAILABLE BUDGET	% USED
10110101 TOWN COUNCIL							
10110101 51600	DEPARTMENT HEAD WAGES						
	117,038.00	-117,038.00	0.00	0.00	0.00	0.00	.0%
10110101 51601	TREASURER						
	18,296.00	0.00	18,296.00	9,544.00	0.00	8,752.00	52.2%
10110101 51602	ADMIN TOWN COUNCIL						
	65,860.00	0.00	65,860.00	35,744.14	0.00	30,115.86	54.3%
10110101 53600	ACCOUNTING SERVICES/AUDIT						
	35,500.00	0.00	35,500.00	26,700.00	8,800.00	0.00	100.0%
10110101 53610	LEGAL SERVICES						
	50,000.00	0.00	50,000.00	10,357.00	25,643.00	14,000.00	72.0%
10110101 56100	OPERATING EXPENSES						
	2,560.00	0.00	2,560.00	153.28	346.72	2,060.00	19.5%
10110101 58790	CONTINGENCY						
	15,600.00	0.00	15,600.00	0.00	0.00	15,600.00	.0%
TOTAL TOWN COUNCIL	304,854.00	-117,038.00	187,816.00	82,498.42	34,789.72	70,527.86	62.4%
TOTAL EXPENSES	304,854.00	-117,038.00	187,816.00	82,498.42	34,789.72	70,527.86	
10110103 HISTORIC DISTRICTS							
10110103 52205	CONTRACTUAL EXPENSES						
	12,000.00	0.00	12,000.00	2,583.34	8,416.66	1,000.00	91.7%
10110103 54500	HISTORIC BUILDINGS MAINTENANCE						
	6,000.00	0.00	6,000.00	3,198.75	11.25	2,790.00	53.5%
10110103 54501	SAW MILL MAINTENANCE						
	4,700.00	0.00	4,700.00	3,193.50	175.51	1,330.99	71.7%
10110103 56100	LESTER/RESEARCH OPERATING						
	2,875.00	0.00	2,875.00	904.42	1,191.64	778.94	72.9%
10110103 56101	SAW MILL OPERATING						
	1,975.00	0.00	1,975.00	177.29	72.71	1,725.00	12.7%
10110103 58790	MISCELLANEOUS EXPENSES						
	900.00	0.00	900.00	0.00	0.00	900.00	.0%
TOTAL HISTORIC DISTRICTS	28,450.00	0.00	28,450.00	10,057.30	9,867.77	8,524.93	70.0%
TOTAL EXPENSES	28,450.00	0.00	28,450.00	10,057.30	9,867.77	8,524.93	

Town and Schools of Ledyard



YEAR-TO-DATE BUDGET REPORT

FOR 2023 07								
10110107 CEMETERY COMMITTEE	ORIGINAL APPROP	TRANS/ADJSMTS	REVISED BUDGET	YTD EXPENDED	ENCUMBRANCES	AVAILABLE BUDGET	% USED	
10110107 CEMETERY COMMITTEE								
10110107 56100	OPERATING EXPENSES							
	2,000.00	0.00	2,000.00	0.00	0.00	2,000.00	.0%	
TOTAL CEMETERY COMMITTEE								
	2,000.00	0.00	2,000.00	0.00	0.00	2,000.00	.0%	
TOTAL EXPENSES								
	2,000.00	0.00	2,000.00	0.00	0.00	2,000.00		
10110201 MAYOR'S OFFICE								
10110201 51160	CUSTODIAN SALARIES							
	41,475.00	-41,475.00	0.00	0.00	0.00	0.00	.0%	
10110201 51305	TOWN HALL FLOATER							
	17,732.00	0.00	17,732.00	9,701.22	0.00	8,030.78	54.7%	
10110201 51604	MAYOR							
	95,000.00	0.00	95,000.00	51,519.29	0.00	43,480.71	54.2%	
10110201 51607	MAYORAL ASST							
	45,000.00	0.00	45,000.00	24,262.12	0.00	20,737.88	53.9%	
10110201 51700	ADMINISTRATIVE WAGES							
	10,500.00	0.00	10,500.00	0.00	0.00	10,500.00	.0%	
10110201 55301	TOWN NEWSLETTER							
	6,000.00	0.00	6,000.00	2,179.70	3,820.30	0.00	100.0%	
10110201 56100	OPERATING EXPENSES							
	2,600.00	0.00	2,600.00	298.92	901.08	1,400.00	46.2%	
10110201 58790	CONTINGENCY							
	10,000.00	0.00	10,000.00	4,672.41	1,558.28	3,769.31	62.3%	
TOTAL MAYOR'S OFFICE								
	228,307.00	-41,475.00	186,832.00	92,633.66	6,279.66	87,918.68	52.9%	
TOTAL EXPENSES								
	228,307.00	-41,475.00	186,832.00	92,633.66	6,279.66	87,918.68		
10110203 ADMINISTRATIVE SUPPORT								
10110203 53700	CONTRACT MAINTENANCE/LEASES							
	18,000.00	41,475.00	59,475.00	30,198.54	27,095.34	2,181.12	96.3%	

YEAR-TO-DATE BUDGET REPORT

FOR 2023 07								
10110203 ADMINISTRATIVE SUPPORT	ORIGINAL APPROP	TRANS/ADJSMTS	REVISED BUDGET	YTD EXPENDED	ENCUMBRANCES	AVAILABLE BUDGET	% USED	
10110203 54311	10,900.00	FIRE HYDRANT MAINTENANCE 0.00	10,900.00	0.00	0.00	10,900.00	.0%	
10110203 55247	1,000.00	ADA COMPLIANCE 0.00	1,000.00	200.00	300.00	500.00	50.0%	
10110203 55410	15,000.00	ADVERTISING/LEGAL NOTICES 0.00	15,000.00	8,832.05	5,987.65	180.30	98.8%	
10110203 56205	3,600.00	WATER 0.00	3,600.00	1,796.14	1,703.86	100.00	97.2%	
10110203 56900	6,500.00	OTHER SUPPLIES 0.00	6,500.00	3,477.79	3,022.21	0.00	100.0%	
10110203 56910	18,000.00	POSTAGE 0.00	18,000.00	10,320.09	6,979.91	700.00	96.1%	
10110203 58100	8,477.00	DUES & FEES 0.00	8,477.00	8,477.00	0.00	0.00	100.0%	
10110203 58105	11,200.00	MISC DUES&FEES 0.00	11,200.00	10,218.00	0.00	982.00	91.2%	
TOTAL ADMINISTRATIVE SUPPORT								
	92,677.00	41,475.00	134,152.00	73,519.61	45,088.97	15,543.42	88.4%	
TOTAL EXPENSES								
	92,677.00	41,475.00	134,152.00	73,519.61	45,088.97	15,543.42		
10110205 LEGAL SERVICES								
10110205 53610	30,000.00	SPECIALLY APPROVED COUNSEL 0.00	30,000.00	17,790.13	13,009.87	-800.00	102.7%	
10110205 53615	20,000.00	TOWN ATTORNEY 0.00	20,000.00	6,787.50	8,410.50	4,802.00	76.0%	
TOTAL LEGAL SERVICES								
	50,000.00	0.00	50,000.00	24,577.63	21,420.37	4,002.00	92.0%	
TOTAL EXPENSES								
	50,000.00	0.00	50,000.00	24,577.63	21,420.37	4,002.00		
10110207 PROBATE								
10110207 54900	10,575.00	PURCHASED SERVICES 0.00	10,575.00	8,287.00	0.00	2,288.00	78.4%	
TOTAL PROBATE								
	10,575.00	0.00	10,575.00	8,287.00	0.00	2,288.00	78.4%	
TOTAL EXPENSES								
	10,575.00	0.00	10,575.00	8,287.00	0.00	2,288.00		

Town and Schools of Ledyard



YEAR-TO-DATE BUDGET REPORT

FOR 2023 07

10110209	PROPERTY INSURANCE	ORIGINAL APPROP	TRANS/ADJSMTS	REVISED BUDGET	YTD EXPENDED	ENCUMBRANCES	AVAILABLE BUDGET	% USED
----------	--------------------	-----------------	---------------	----------------	--------------	--------------	------------------	--------

10110209 PROPERTY INSURANCE

10110209	55210	AUTO INSURANCE						
		71,417.00	0.00	71,417.00	53,738.20	17,603.24	75.56	99.9%
10110209	55220	BOILER & MACHINERY INSURANCE						
		7,458.00	0.00	7,458.00	5,512.50	1,837.58	107.92	98.6%
10110209	55231	POLICE PROFESS LIABILITY						
		16,411.00	0.00	16,411.00	12,135.00	4,045.17	230.83	98.6%
10110209	55232	GEN LIAB / EXCESS LIAB						
		153,633.00	0.00	153,633.00	114,690.00	36,841.56	2,101.44	98.6%
10110209	55233	PUBLIC OFFICIALS LIAB						
		38,821.00	0.00	38,821.00	28,710.00	9,570.40	540.60	98.6%
10110209	55234	SCHOOL OFFICIALS LIAB						
		14,302.00	0.00	14,302.00	10,575.00	3,525.15	201.85	98.6%
10110209	55235	VNA LIABILITY						
		7,203.00	0.00	7,203.00	5,457.50	1,652.57	92.93	98.7%
10110209	55241	PROPERTY INSURANCE--BOE						
		79,688.00	0.00	79,688.00	58,927.80	19,643.33	1,116.87	98.6%
10110209	55242	AMBULANCE & FIRE						
		52,530.00	0.00	52,530.00	56,011.00	0.00	-3,481.00	106.6%
10110209	55245	INSURANCE DEDUCTIBLE						
		10,000.00	0.00	10,000.00	3,923.36	3,012.99	3,063.65	69.4%
10110209	55246	RISK MANAGEMENT						
		10,000.00	0.00	10,000.00	0.00	110.00	9,890.00	1.1%
10110209	55249	CYBER COVERAGE						
		20,400.00	0.00	20,400.00	0.00	0.00	20,400.00	.0%
		TOTAL PROPERTY INSURANCE						
		481,863.00	0.00	481,863.00	349,680.36	97,841.99	34,340.65	92.9%
		TOTAL EXPENSES						
		481,863.00	0.00	481,863.00	349,680.36	97,841.99	34,340.65	

10110211 HEALTH DISTRICT

10110211	58790	HEALTH DISTRICT						
		0.00	117,038.00	117,038.00	117,037.80	0.00	0.20	100.0%
		TOTAL HEALTH DISTRICT						
		0.00	117,038.00	117,038.00	117,037.80	0.00	0.20	100.0%
		TOTAL EXPENSES						
		0.00	117,038.00	117,038.00	117,037.80	0.00	0.20	

YEAR-TO-DATE BUDGET REPORT

FOR 2023 07								
10110213 CONSERVATION COMMISSION	ORIGINAL APPROP	TRANS/ADJSMTS	REVISED BUDGET	YTD EXPENDED	ENCUMBRANCES	AVAILABLE BUDGET	% USED	
10110213 CONSERVATION COMMISSION								
10110213 56100	OPERATING EXPENSES							
	1,150.00	0.00	1,150.00	0.00	0.00	1,150.00	.0%	
10110213 57300	NEW EQUIPMENT							
	1,500.00	0.00	1,500.00	0.00	0.00	1,500.00	.0%	
10110213 58790	MISCELLANEOUS EXPENSES							
	925.00	0.00	925.00	0.00	0.00	925.00	.0%	
TOTAL CONSERVATION COMMISSION								
	3,575.00	0.00	3,575.00	0.00	0.00	3,575.00	.0%	
TOTAL EXPENSES								
	3,575.00	0.00	3,575.00	0.00	0.00	3,575.00		
10110251 HUMAN RESOURCES STAFF								
10110251 51606	HUMAN RESOURCES DIRECTOR							
	120,405.00	0.00	120,405.00	65,296.53	0.00	55,108.47	54.2%	
10110251 58110	TRAINING/MTGS/DUES/SUBSCRIP							
	1,950.00	0.00	1,950.00	810.00	0.00	1,140.00	41.5%	
TOTAL HUMAN RESOURCES STAFF								
	122,355.00	0.00	122,355.00	66,106.53	0.00	56,248.47	54.0%	
TOTAL EXPENSES								
	122,355.00	0.00	122,355.00	66,106.53	0.00	56,248.47		
10110253 EMPLOYEE EXPENSES								
10110253 52000	HEALTH CARE GEN GOV							
	1,052,000.00	0.00	1,052,000.00	555,602.06	0.00	496,397.94	52.8%	
10110253 52100	HEALTH CARE BOE							
	5,304,000.00	0.00	5,304,000.00	3,239,042.58	560,222.64	1,504,734.78	71.6%	
10110253 52101	HEALTHCARE WAIVERS							
	259,750.00	0.00	259,750.00	108,979.60	0.00	150,770.40	42.0%	
10110253 52102	BENEFITS CONSULTANT							
	20,000.00	0.00	20,000.00	2,500.00	7,500.00	10,000.00	50.0%	
10110253 52105	HEALTHCARE-FIREFIGHTERS							
	109,566.00	0.00	109,566.00	52,071.97	44,997.25	12,496.78	88.6%	

YEAR-TO-DATE BUDGET REPORT

FOR 2023 07								
10110253	EMPLOYEE EXPENSES							
	ORIGINAL APPROP	TRANS/ADJSMTS	REVISED BUDGET	YTD EXPENDED	ENCUMBRANCES	AVAILABLE BUDGET	% USED	
10110253 52106	604,000.00	BOE RETIREE HEALTHCARE 0.00	604,000.00	0.00	0.00	604,000.00	.0%	
10110253 52201	352,000.00	HEALTH CARE TEAMSTERS 0.00	352,000.00	180,784.80	171,215.20	0.00	100.0%	
10110253 52203	5,000.00	MISC EMPLOYEE EXPENSES 0.00	5,000.00	1,576.98	1,508.88	1,914.14	61.7%	
10110253 52204	4,780.00	PRE-EMPLOYMENT TESTING 0.00	4,780.00	1,607.20	1,092.80	2,080.00	56.5%	
10110253 52205	52,500.00	CONTRACTUAL ALLOWANCES 0.00	52,500.00	25,205.64	0.00	27,294.36	48.0%	
10110253 52206	75,000.00	RETIREMENT CASHOUT 0.00	75,000.00	0.00	0.00	75,000.00	.0%	
10110253 52207	10,200.00	PAYROLL EXPENSES 0.00	10,200.00	6,859.38	3,340.62	0.00	100.0%	
10110253 52300	1,163,197.00	RETIREMENT 0.00	1,163,197.00	0.00	0.00	1,163,197.00	.0%	
10110253 52310	315,000.00	DEFINED CONTR PLAN 0.00	315,000.00	198,342.10	1,576.62	115,081.28	63.5%	
10110253 52400	75,000.00	SALARY BENEFIT ADJUSTMENT 0.00	75,000.00	39,180.20	0.00	35,819.80	52.2%	
10110253 52500	627,544.00	SOCIAL SECURITY 0.00	627,544.00	372,753.19	0.00	254,790.81	59.4%	
10110253 52600	7,500.00	UNEMPLOYMENT COMP 0.00	7,500.00	0.00	2,484.23	5,015.77	33.1%	
10110253 52900	136,941.00	WORKER'S COMP GEN GOV 0.00	136,941.00	75,813.75	25,273.25	35,854.00	73.8%	
10110253 52910	324,438.00	WORKERS COMP BOE 0.00	324,438.00	227,441.25	75,819.75	21,177.00	93.5%	
10110253 52915	18,831.00	LIFE/AD&D/DISABILITY INSURANCE 0.00	18,831.00	6,794.29	6,838.47	5,198.24	72.4%	
TOTAL EMPLOYEE EXPENSES								
	10,517,247.00	0.00	10,517,247.00	5,094,554.99	901,869.71	4,520,822.30	57.0%	
TOTAL EXPENSES								
	10,517,247.00	0.00	10,517,247.00	5,094,554.99	901,869.71	4,520,822.30		
10110301 REGISTRARS								
10110301 51700	39,614.00	ADMINISTRATIVE WAGES 0.00	39,614.00	23,640.35	0.00	15,973.65	59.7%	
10110301 58110	1,200.00	TRAINING/MTGS/DUES/SUBSCRIP 0.00	1,200.00	0.00	0.00	1,200.00	.0%	

Town and Schools of Ledyard



YEAR-TO-DATE BUDGET REPORT

FOR 2023 07							
10110301 REGISTRARS	ORIGINAL APPROP	TRANS/ADJSMTS	REVISED BUDGET	YTD EXPENDED	ENCUMBRANCES	AVAILABLE BUDGET	% USED
TOTAL REGISTRARS	40,814.00	0.00	40,814.00	23,640.35	0.00	17,173.65	57.9%
TOTAL EXPENSES	40,814.00	0.00	40,814.00	23,640.35	0.00	17,173.65	
10110303 ELECTIONS							
10110303 51720	12,500.00	STIPENDS 250.00	12,750.00	12,615.00	0.00	135.00	98.9%
10110303 54310	2,050.00	EQUIPMENT MAINTENANCE 200.00	2,250.00	2,250.00	0.00	0.00	100.0%
10110303 55300	1,400.00	COMMUNICATIONS 0.00	1,400.00	0.00	0.00	1,400.00	.0%
10110303 56900	9,500.00	OTHER SUPPLIES -450.00	9,050.00	11,054.50	199.95	-2,204.45	124.4%
TOTAL ELECTIONS	25,450.00	0.00	25,450.00	25,919.50	199.95	-669.45	102.6%
TOTAL EXPENSES	25,450.00	0.00	25,450.00	25,919.50	199.95	-669.45	
10110311 TOWN CLERK							
10110311 51600	62,913.00	DEPARTMENT HEAD WAGES 0.00	62,913.00	34,118.20	0.00	28,794.80	54.2%
10110311 51615	44,062.00	ASSISTANT WAGES 0.00	44,062.00	24,824.16	0.00	19,237.84	56.3%
10110311 53600	4,000.00	ACCOUNTING SERVICES/AUDIT 0.00	4,000.00	2,000.00	2,000.00	0.00	100.0%
10110311 56100	29,810.00	OPERATING EXPENSES 0.00	29,810.00	23,191.72	0.00	6,618.28	77.8%
10110311 56135	4,275.00	RECORDINGS/LICENSING SUPPLIES 4,477.79	8,752.79	4,070.41	0.00	4,682.38	46.5%
10110311 58110	1,275.00	TRAINING/MTGS/DUES/SUBSCRIP 0.00	1,275.00	635.76	321.66	317.58	75.1%
TOTAL TOWN CLERK	146,335.00	4,477.79	150,812.79	88,840.25	2,321.66	59,650.88	60.4%
TOTAL EXPENSES	146,335.00	4,477.79	150,812.79	88,840.25	2,321.66	59,650.88	

YEAR-TO-DATE BUDGET REPORT

FOR 2023 07								
10112101 FINANCE	ORIGINAL	APPROP	TRANS/ADJSMTS	REVISED BUDGET	YTD EXPENDED	ENCUMBRANCES	AVAILABLE BUDGET	% USED
10112101 FINANCE								
10112101 51600			DEPARTMENT HEAD WAGES					
	104,923.00		0.00	104,923.00	56,900.62	0.00	48,022.38	54.2%
10112101 51603			ASST FINANCE DIR					
	65,185.00		0.00	65,185.00	36,433.29	0.00	28,751.71	55.9%
10112101 51615			ASSISTANT WAGES					
	86,413.00		0.00	86,413.00	44,897.02	0.00	41,515.98	52.0%
10112101 56100			OPERATING EXPENSES					
	2,400.00		0.00	2,400.00	1,314.71	1,123.51	-38.22	101.6%
10112101 56200			HEATING OIL/PROPANE					
	58,685.00		0.00	58,685.00	31,131.85	28,908.03	-1,354.88	102.3%
10112101 56220			ELECTRICITY					
	130,000.00		0.00	130,000.00	62,244.24	32,126.34	35,629.42	72.6%
10112101 58110			TRAINING/MTGS/DUES/SUBSCRIP					
	4,500.00		0.00	4,500.00	695.00	250.00	3,555.00	21.0%
TOTAL FINANCE								
	452,106.00		0.00	452,106.00	233,616.73	62,407.88	156,081.39	65.5%
TOTAL EXPENSES								
	452,106.00		0.00	452,106.00	233,616.73	62,407.88	156,081.39	
10112111 ASSESSOR								
10112111 51610			SUPERVISORS					
	78,090.00		0.00	78,090.00	60,874.39	0.00	17,215.61	78.0%
10112111 51615			ASSISTANT WAGES					
	39,858.00		0.00	39,858.00	21,615.63	0.00	18,242.37	54.2%
10112111 53700			CONTRACT MAINTENANCE/LEASES					
	14,500.00		0.00	14,500.00	14,461.00	0.00	39.00	99.7%
10112111 56100			OPERATING EXPENSES					
	2,000.00		0.00	2,000.00	159.59	275.16	1,565.25	21.7%
10112111 58110			TRAINING/MTGS/DUES/SUBSCRIP					
	3,000.00		0.00	3,000.00	634.37	0.00	2,365.63	21.1%
TOTAL ASSESSOR								
	137,448.00		0.00	137,448.00	97,744.98	275.16	39,427.86	71.3%
TOTAL EXPENSES								
	137,448.00		0.00	137,448.00	97,744.98	275.16	39,427.86	
10112131 TAX COLLECTOR								
10112131 51300			SEASONAL HELP					

YEAR-TO-DATE BUDGET REPORT

FOR 2023 07								
10112131 TAX COLLECTOR	ORIGINAL APPROP	TRANS/ADJSMTS	REVISED BUDGET	YTD EXPENDED	ENCUMBRANCES	AVAILABLE BUDGET	% USED	
10112131 51610	1,600.00	SUPERVISORS 0.00	1,600.00	3,029.63	0.00	-1,429.63	189.4%	
10112131 51615	63,576.00	ASSISTANT WAGES 0.00	63,576.00	36,091.68	0.00	27,484.32	56.8%	
10112131 53700	40,069.00	CONTRACT MAINTENANCE/LEASES 0.00	40,069.00	22,191.67	0.00	17,877.33	55.4%	
10112131 54421	2,400.00	TAX REFUNDS 0.00	2,400.00	655.00	1,650.00	95.00	96.0%	
10112131 56100	0.00	OPERATING EXPENSES 0.00	0.00	66,531.67	0.00	-66,531.67	100.0%	
10112131 58110	22,000.00	TRAINING/MTGS/DUES/SUBSCRIP 0.00	22,000.00	5,073.89	13,084.05	3,842.06	82.5%	
10112131 58506	2,980.00	TAX UNDERPAYMENT 0.00	2,980.00	110.00	1,120.00	1,750.00	41.3%	
	150.00	0.00	150.00	0.00	150.00	0.00	100.0%	
TOTAL TAX COLLECTOR	132,775.00	0.00	132,775.00	133,683.54	16,004.05	-16,912.59	112.7%	
TOTAL EXPENSES	132,775.00	0.00	132,775.00	133,683.54	16,004.05	-16,912.59		
10112151 MIS								
10112151 51610	78,014.00	SUPERVISORS 0.00	78,014.00	43,493.22	0.00	34,520.78	55.8%	
10112151 51700	44,062.00	ADMINISTRATIVE WAGES 0.00	44,062.00	24,778.89	0.00	19,283.11	56.2%	
10112151 53655	16,228.00	VIDEO STREAMING 0.00	16,228.00	15,952.00	0.00	276.00	98.3%	
10112151 53657	6,853.00	WEBSITE UPGRADE/SUPPORT 0.00	6,853.00	6,853.00	0.00	0.00	100.0%	
10112151 53690	113,621.00	SOFTWARE SUPPORT & MAINT 0.00	113,621.00	96,742.61	2,080.39	14,798.00	87.0%	
10112151 53695	22,000.00	FINANCIAL SOFTWARE HOSTING 0.00	22,000.00	21,525.00	0.00	475.00	97.8%	
10112151 53696	10,500.00	LAND USE SOFTWARE LICENSING 0.00	10,500.00	10,500.00	0.00	0.00	100.0%	
10112151 54300	5,000.00	REPAIRS & MAINTENANCE 0.00	5,000.00	692.16	0.00	4,307.84	13.8%	
10112151 55330	12,834.00	TELEPHONE & FAX SERVICE 0.00	12,834.00	5,494.73	5,787.27	1,552.00	87.9%	
10112151 55340	7,500.00	INTERNET SERVICE 0.00	7,500.00	2,058.00	4,842.00	600.00	92.0%	

YEAR-TO-DATE BUDGET REPORT

FOR 2023 07									
10112151 MIS	ORIGINAL	APPROP	TRANS/ADJSMTS	REVISED	BUDGET	YTD EXPENDED	ENCUMBRANCES	AVAILABLE BUDGET	% USED
10112151 56900	6,000.00		OTHER SUPPLIES 0.00	6,000.00		5,969.96	1.03	29.01	99.5%
10112151 57400	4,000.00		COMPUTER EQUIPMENT 0.00	4,000.00		2,703.17	0.00	1,296.83	67.6%
10112151 57410	10,091.00		COMPUTER SOFTWARE 0.00	10,091.00		7,192.35	1,679.40	1,219.25	87.9%
10112151 58110	1,010.00		TRAINING/MTGS/DUES/SUBSCRIP 0.00	1,010.00		0.00	0.00	1,010.00	.0%
TOTAL MIS	337,713.00		0.00	337,713.00		243,955.09	14,390.09	79,367.82	76.5%
	337,713.00		TOTAL EXPENSES 0.00	337,713.00		243,955.09	14,390.09	79,367.82	
10114301 LAND USE									
10114301 51600	92,052.00		DEPARTMENT HEAD WAGES 0.00	92,052.00		51,670.80	0.00	40,381.20	56.1%
10114301 51610	122,921.00		SUPERVISORS 0.00	122,921.00		73,490.96	42,678.28	6,751.76	94.5%
10114301 51615	82,737.00		ASSISTANT WAGES 0.00	82,737.00		34,451.68	0.00	48,285.32	41.6%
10114301 51800	400.00		PART-TIME WAGES 0.00	400.00		307.50	0.00	92.50	76.9%
10114301 56100	6,600.00		OPERATING EXPENSES 0.00	6,600.00		1,864.26	2,403.88	2,331.86	64.7%
10114301 58110	3,000.00		TRAINING/MTGS/DUES/SUBSCRIP 0.00	3,000.00		283.05	1.95	2,715.00	9.5%
TOTAL LAND USE	307,710.00		0.00	307,710.00		162,068.25	45,084.11	100,557.64	67.3%
	307,710.00		TOTAL EXPENSES 0.00	307,710.00		162,068.25	45,084.11	100,557.64	
10114303 PLANNING COMMISSION									
10114303 53400	2,000.00		OTHER PROFESS/TECH SERVICES 0.00	2,000.00		0.00	0.00	2,000.00	.0%
10114303 56100	1,000.00		OPERATING EXPENSES 0.00	1,000.00		0.00	0.00	1,000.00	.0%

Town and Schools of Ledyard



YEAR-TO-DATE BUDGET REPORT

FOR 2023 07							
10114303 PLANNING COMMISSION	ORIGINAL APPROP	TRANS/ADJSMTS	REVISED BUDGET	YTD EXPENDED	ENCUMBRANCES	AVAILABLE BUDGET	% USED
TOTAL PLANNING COMMISSION	3,000.00	0.00	3,000.00	0.00	0.00	3,000.00	.0%
TOTAL EXPENSES	3,000.00	0.00	3,000.00	0.00	0.00	3,000.00	
10114305 EDC							
10114305 56100	OPERATING EXPENSES	1,000.00	0.00	1,000.00	0.00	1,000.00	.0%
10114305 58100	DUES & FEES	5,850.00	0.00	5,850.00	5,694.55	155.45	97.3%
TOTAL EDC		6,850.00	0.00	6,850.00	5,694.55	1,155.45	83.1%
TOTAL EXPENSES		6,850.00	0.00	6,850.00	5,694.55	1,155.45	
10114501 IWWC							
10114501 56100	OPERATING EXPENSES	500.00	0.00	500.00	65.00	435.00	13.0%
TOTAL IWWC		500.00	0.00	500.00	65.00	435.00	13.0%
TOTAL EXPENSES		500.00	0.00	500.00	65.00	435.00	
10114507 ZONING BOARD OF APPEALS							
10114507 56100	OPERATING EXPENSES	500.00	0.00	500.00	0.00	500.00	.0%
TOTAL ZONING BOARD OF APPEALS		500.00	0.00	500.00	0.00	500.00	.0%
TOTAL EXPENSES		500.00	0.00	500.00	0.00	500.00	
10120101 POLICE							
10120101 51130	OVERTIME						

YEAR-TO-DATE BUDGET REPORT

FOR 2023 07									
10120101 POLICE	ORIGINAL	APPROP	TRANS/ADJSMTS	REVISED	BUDGET	YTD EXPENDED	ENCUMBRANCES	AVAILABLE BUDGET	% USED
10120101 51608	362,250.00		0.00	362,250.00		237,842.69	0.00	124,407.31	65.7%
			DEPARTMENT HEAD - CHIEF						
10120101 51609	131,087.00		0.00	131,087.00		71,603.08	0.00	59,483.92	54.6%
			CAPTAIN						
10120101 51630	97,375.00	10,517.00		107,892.00		98,654.86	0.00	9,237.14	91.4%
			PUBLIC SAFETY EMPLOYEES						
10120101 51700	1,596,502.00		0.00	1,596,502.00		876,176.79	0.00	720,325.21	54.9%
			ADMINISTRATIVE WAGES						
10120101 51715	47,403.00		0.00	47,403.00		26,040.16	0.00	21,362.84	54.9%
			HOLIDAY PAY						
10120101 51716	60,000.00		0.00	60,000.00		31,049.38	0.00	28,950.62	51.7%
			DUI GRANT PAYROLL						
10120101 51717	6,000.00		0.00	6,000.00		201.94	0.00	5,798.06	3.4%
			OT OUTSIDE ASSIGNMENTS						
10120101 51720	50,000.00		0.00	50,000.00		124,567.76	0.00	-74,567.76	249.1%
			STIPEND-MEALS AND UNIFORMS						
10120101 51730	10,800.00		0.00	10,800.00		4,959.00	0.00	5,841.00	45.9%
			DEGREE INCENTIVE						
10120101 51900	9,800.00		0.00	9,800.00		1,250.00	0.00	8,550.00	12.8%
			COMP-TIME LIABILITY						
10120101 53645	11,500.00		0.00	11,500.00		7,143.42	0.00	4,356.58	62.1%
			TRAINING SALARY						
10120101 53646	48,000.00		0.00	48,000.00		27,017.84	0.00	20,982.16	56.3%
			TRAINING SUPPORT						
10120101 53700	24,908.00		0.00	24,908.00		21,060.26	1,929.65	1,918.09	92.3%
			CONTRACT MAINTENANCE/LEASES						
10120101 54226	29,283.00		0.00	29,283.00		14,817.63	9,127.15	5,338.22	81.8%
			PRISONER EXPENSES						
10120101 54300	4,050.00		0.00	4,050.00		2,193.56	274.42	1,582.02	60.9%
			REPAIRS & MAINTENANCE						
10120101 54310	9,500.00		0.00	9,500.00		3,701.71	182.11	5,616.18	40.9%
			EQUIPMENT MAINTENANCE						
10120101 55330	30,000.00		0.00	30,000.00		16,493.13	499.52	13,007.35	56.6%
			TELEPHONE & FAX SERVICE						
10120101 55335	2,750.00		0.00	2,750.00		1,629.67	1,120.33	0.00	100.0%
			MOBILE DATA SERVICE						
10120101 56100	11,972.00		0.00	11,972.00		4,625.01	5,374.99	1,972.00	83.5%
			OPERATING EXPENSES						
10120101 56205	18,000.00		0.00	18,000.00		10,503.61	5,452.20	2,044.19	88.6%
			WATER						
10120101 56260	3,000.00		0.00	3,000.00		1,477.56	322.44	1,200.00	60.0%
			DIESEL/GASOLINE						
10120101 56730	66,550.00		0.00	66,550.00		40,965.07	0.00	25,584.93	61.6%
			UNIFORMS						
	38,000.00		0.00	38,000.00		22,310.85	7,938.65	7,750.50	79.6%

YEAR-TO-DATE BUDGET REPORT

FOR 2023 07										
10120101 POLICE	ORIGINAL	APPROP	TRANS/ADJSMTS	REVISED	BUDGET	YTD EXPENDED	ENCUMBRANCES	AVAILABLE	BUDGET	% USED
10120101 56900	18,700.00		OTHER SUPPLIES 0.00	18,700.00		5,188.22	21.52	13,490.26		27.9%
10120101 57300	2,400.00		NEW EQUIPMENT 0.00	2,400.00		0.00	0.00	2,400.00		.0%
10120101 58110	3,000.00		TRAINING/MTGS/DUES/SUBSCRIP 0.00	3,000.00		780.00	190.00	2,030.00		32.3%
TOTAL POLICE	2,692,830.00		10,517.00	2,703,347.00		1,652,253.20	32,432.98	1,018,660.82		62.3%
TOTAL EXPENSES	2,692,830.00		10,517.00	2,703,347.00		1,652,253.20	32,432.98	1,018,660.82		
10120103 DISPATCH										
10120103 51130	55,000.00		OVERTIME 0.00	55,000.00		76,030.43	0.00	-21,030.43		138.2%
10120103 51299	20,000.00		PER DIEM WAGES 0.00	20,000.00		3,630.84	0.00	16,369.16		18.2%
10120103 51630	416,407.00		PUBLIC SAFETY EMPLOYEES 0.00	416,407.00		254,035.04	0.00	162,371.96		61.0%
10120103 51715	8,000.00		HOLIDAY PAY 0.00	8,000.00		13,039.75	0.00	-5,039.75		163.0%
10120103 51720	1,455.00		MEAL STIPENDS 0.00	1,455.00		720.00	0.00	735.00		49.5%
10120103 53700	39,053.00		CONTRACT MAINTENANCE/LEASES 0.00	39,053.00		34,795.31	1,948.55	2,309.14		94.1%
10120103 55330	12,050.00		TELEPHONE & FAX SERVICE 0.00	12,050.00		6,989.75	4,010.25	1,050.00		91.3%
10120103 56100	5,000.00		OPERATING EXPENSES 0.00	5,000.00		1,724.55	575.45	2,700.00		46.0%
10120103 56730	5,020.00		UNIFORMS 0.00	5,020.00		977.00	1,160.00	2,883.00		42.6%
10120103 58110	3,000.00		TRAINING/MTGS/DUES/SUBSCRIP 0.00	3,000.00		1,267.00	618.57	1,114.43		62.9%
TOTAL DISPATCH	564,985.00		0.00	564,985.00		393,209.67	8,312.82	163,462.51		71.1%
TOTAL EXPENSES	564,985.00		0.00	564,985.00		393,209.67	8,312.82	163,462.51		
10120105 ANIMAL CONTROL										
10120105 51130	2,000.00		OVERTIME 0.00	2,000.00		285.48	0.00	1,714.52		14.3%

YEAR-TO-DATE BUDGET REPORT

FOR 2023 07								
10120105 ANIMAL CONTROL	ORIGINAL APPROP	TRANS/ADJSMTS	REVISED BUDGET	YTD EXPENDED	ENCUMBRANCES	AVAILABLE BUDGET	% USED	
10120105 51205	49,285.00	ANIMAL CONTROL OFFICER 0.00	49,285.00	15,494.64	0.00	33,790.36	31.4%	
10120105 51800	14,950.00	PART-TIME WAGES 0.00	14,950.00	21,660.00	0.00	-6,710.00	144.9%	
10120105 53310	2,500.00	VETERINARIAN 0.00	2,500.00	563.74	36.26	1,900.00	24.0%	
10120105 53645	400.00	TRAINING 0.00	400.00	35.00	0.00	365.00	8.8%	
10120105 56100	7,200.00	OPERATING EXPENSES 500.00	7,700.00	4,780.64	2,892.12	27.24	99.6%	
10120105 57305	1,000.00	ACO EQUIPMENT -500.00	500.00	322.60	0.00	177.40	64.5%	
10120105 58000	1,500.00	SPAY/NEUTER PROGRAM 0.00	1,500.00	0.00	0.00	1,500.00	.0%	
10120105 58790	0.00	MISCELLANEOUS EXPENSES 0.00	0.00	4,831.25	0.00	-4,831.25	100.0%	
TOTAL ANIMAL CONTROL								
	78,835.00	0.00	78,835.00	47,973.35	2,928.38	27,933.27	64.6%	
TOTAL EXPENSES								
	78,835.00	0.00	78,835.00	47,973.35	2,928.38	27,933.27		
10120301 FIRE MARSHALL								
10120301 51130	100.00	OVERTIME 0.00	100.00	0.00	0.00	100.00	.0%	
10120301 51630	75,468.00	PUBLIC SAFETY EMPLOYEES 0.00	75,468.00	41,728.62	0.00	33,739.38	55.3%	
10120301 55330	3,700.00	TELEPHONE & FAX SERVICE 1,000.00	4,700.00	1,788.71	1,211.29	1,700.00	63.8%	
10120301 56100	8,000.00	OPERATING EXPENSES 0.00	8,000.00	1,336.75	4,340.10	2,323.15	71.0%	
10120301 56450	0.00	CODE AND REFERENCE BOOKS 3,000.00	3,000.00	0.00	0.00	3,000.00	.0%	
10120301 56730	850.00	UNIFORMS 0.00	850.00	548.00	0.00	302.00	64.5%	
10120301 58110	2,400.00	TRAINING/MTGS/DUES/SUBSCRIP 0.00	2,400.00	468.45	281.55	1,650.00	31.3%	
TOTAL FIRE MARSHALL								
	90,518.00	4,000.00	94,518.00	45,870.53	5,832.94	42,814.53	54.7%	
TOTAL EXPENSES								
	90,518.00	4,000.00	94,518.00	45,870.53	5,832.94	42,814.53		

Town and Schools of Ledyard



YEAR-TO-DATE BUDGET REPORT

FOR 2023 07								
10120401 ADMIN EMERGENCY SERV	ORIGINAL APPROP	TRANS/ADJSMTS	REVISED BUDGET	YTD EXPENDED	ENCUMBRANCES	AVAILABLE BUDGET	% USED	
10120401 ADMIN EMERGENCY SERV								
10120401 51130	OVERTIME							
	10,000.00	0.00	10,000.00	4,687.75	0.00	5,312.25	46.9%	
10120401 51600	DEPARTMENT HEAD WAGES							
	19,988.00	0.00	19,988.00	11,500.25	0.00	8,487.75	57.5%	
10120401 51630	PUBLIC SAFETY EMPLOYEES							
	300,460.00	0.00	300,460.00	169,326.13	0.00	131,133.87	56.4%	
10120401 56100	OPERATING EXPENSES							
	36,400.00	0.00	36,400.00	1,443.81	9,506.19	25,450.00	30.1%	
10120401 57307	THIRD PARTY AMBULANCE SERVICE							
	75,000.00	0.00	75,000.00	75,000.00	0.00	0.00	100.0%	
TOTAL ADMIN EMERGENCY SERV								
	441,848.00	0.00	441,848.00	261,957.94	9,506.19	170,383.87	61.4%	
TOTAL EXPENSES								
	441,848.00	0.00	441,848.00	261,957.94	9,506.19	170,383.87		
10120501 LEDYARD FIRE COMPANY								
10120501 51720	INCENTIVE							
	5,000.00	0.00	5,000.00	2,500.00	2,500.00	0.00	100.0%	
10120501 53645	TRAINING							
	13,230.00	0.00	13,230.00	5,808.00	775.00	6,647.00	49.8%	
10120501 53685	FIRE HOSE TESTING							
	1,400.00	0.00	1,400.00	0.00	0.00	1,400.00	.0%	
10120501 54300	REPAIRS & MAINTENANCE							
	34,000.00	0.00	34,000.00	14,353.33	3,630.60	16,016.07	52.9%	
10120501 55320	CELL PHONE SERVICE							
	2,000.00	0.00	2,000.00	0.00	0.00	2,000.00	.0%	
10120501 56100	OPERATING EXPENSES							
	15,000.00	0.00	15,000.00	4,831.96	2,361.09	7,806.95	48.0%	
10120501 56730	UNIFORMS							
	12,000.00	0.00	12,000.00	4,619.10	549.02	6,831.88	43.1%	
10120501 57017	FIRE POLICE							
	5,000.00	0.00	5,000.00	0.00	220.00	4,780.00	4.4%	
10120501 57300	NEW EQUIPMENT							
	10,000.00	0.00	10,000.00	847.04	1,152.03	8,000.93	20.0%	
10120501 58790	INCENTIVE							
	28,500.00	0.00	28,500.00	28,500.00	0.00	0.00	100.0%	

Town and Schools of Ledyard

YEAR-TO-DATE BUDGET REPORT

FOR 2023 07							
10120501 LEDYARD FIRE COMPANY	ORIGINAL APPROP	TRANS/ADJSMTS	REVISED BUDGET	YTD EXPENDED	ENCUMBRANCES	AVAILABLE BUDGET	% USED
TOTAL LEDYARD FIRE COMPANY	126,130.00	0.00	126,130.00	61,459.43	11,187.74	53,482.83	57.6%
TOTAL EXPENSES	126,130.00	0.00	126,130.00	61,459.43	11,187.74	53,482.83	
10120551 GALES FERRY FIRE COMPANY							
10120551 51720	4,500.00	0.00	4,500.00	4,500.00	0.00	0.00	100.0%
10120551 53645	16,500.00	0.00	16,500.00	4,351.27	5,648.73	6,500.00	60.6%
10120551 53685	1,000.00	0.00	1,000.00	0.00	0.00	1,000.00	.0%
10120551 55330	2,400.00	0.00	2,400.00	913.11	886.89	600.00	75.0%
10120551 55555	500.00	0.00	500.00	0.00	0.00	500.00	.0%
10120551 56100	31,600.00	0.00	31,600.00	14,863.15	7,086.85	9,650.00	69.5%
10120551 56106	59,874.00	0.00	59,874.00	44,905.50	14,968.50	0.00	100.0%
10120551 56700	37,000.00	0.00	37,000.00	19,261.52	4,538.48	13,200.00	64.3%
10120551 56730	13,000.00	0.00	13,000.00	1,506.00	1,994.00	9,500.00	26.9%
10120551 57017	3,000.00	0.00	3,000.00	480.00	320.00	2,200.00	26.7%
10120551 57300	6,000.00	0.00	6,000.00	64.20	1,935.80	4,000.00	33.3%
10120551 58790	28,500.00	0.00	28,500.00	28,500.00	0.00	0.00	100.0%
TOTAL GALES FERRY FIRE COMPANY	203,874.00	0.00	203,874.00	119,344.75	37,379.25	47,150.00	76.9%
TOTAL EXPENSES	203,874.00	0.00	203,874.00	119,344.75	37,379.25	47,150.00	
10120701 EMERGENCY MANAGEMENT							
10120701 51630	15,990.00	0.00	15,990.00	7,930.00	0.00	8,060.00	49.6%

YEAR-TO-DATE BUDGET REPORT

FOR 2023 07								
10120701	EMERGENCY MANAGEMENT	ORIGINAL APPROP	TRANS/ADJSMTS	REVISED BUDGET	YTD EXPENDED	ENCUMBRANCES	AVAILABLE BUDGET	% USED
10120701	56100	4,850.00	0.00	4,850.00	208.05	3.01	4,638.94	4.4%
	OPERATING EXPENSES							
	TOTAL EMERGENCY MANAGEMENT	20,840.00	0.00	20,840.00	8,138.05	3.01	12,698.94	39.1%
	TOTAL EXPENSES	20,840.00	0.00	20,840.00	8,138.05	3.01	12,698.94	
10130101 PUBLIC HEALTH NURSING								
10130101	51600	94,546.00	0.00	94,546.00	51,273.04	0.00	43,272.96	54.2%
	DEPARTMENT HEAD WAGES							
10130101	51610	70,160.00	0.00	70,160.00	44,947.47	0.00	25,212.53	64.1%
	SUPERVISORS							
10130101	51615	98,720.00	0.00	98,720.00	53,454.15	0.00	45,265.85	54.1%
	ASSISTANT WAGES							
10130101	51645	214,903.00	0.00	214,903.00	107,701.68	0.00	107,201.32	50.1%
	NURSES SALARY							
10130101	51646	32,000.00	0.00	32,000.00	11,452.55	0.00	20,547.45	35.8%
	NURSE AIDES							
10130101	51710	63,850.00	0.00	63,850.00	3,965.60	0.00	59,884.40	6.2%
	PER DIEM NURSES							
10130101	51720	10,000.00	0.00	10,000.00	5,640.00	0.00	4,360.00	56.4%
	STIPENDS							
10130101	52610	1,620.00	0.00	1,620.00	1,445.00	0.00	175.00	89.2%
	CLOTHING ALLOWANCE							
10130101	53300	135,000.00	0.00	135,000.00	42,632.97	58,247.03	34,120.00	74.7%
	PROFESSIONAL/TECH SERVICES							
10130101	53400	3,210.00	0.00	3,210.00	500.00	0.00	2,710.00	15.6%
	OTHER PROFESS/TECH SERVICES							
10130101	53600	3,000.00	0.00	3,000.00	2,375.00	0.00	625.00	79.2%
	ACCOUNTING SERVICES/AUDIT							
10130101	53635	2,500.00	0.00	2,500.00	1,050.00	750.00	700.00	72.0%
	PATIENT SATISFACTION SURVEY							
10130101	53636	13,920.00	0.00	13,920.00	5,075.00	3,925.00	4,920.00	64.7%
	ICD CODING							
10130101	53700	12,143.00	0.00	12,143.00	5,860.00	5,140.00	1,143.00	90.6%
	CONTRACT MAINTENANCE/LEASES							
10130101	54300	34,455.00	0.00	34,455.00	15,068.33	10,191.67	9,195.00	73.3%
	REPAIRS & MAINTENANCE							
10130101	56100	11,174.00	0.00	11,174.00	3,695.40	4,629.39	2,849.21	74.5%
	OPERATING EXPENSES							

YEAR-TO-DATE BUDGET REPORT

FOR 2023 07								
10130101 PUBLIC HEALTH NURSING	ORIGINAL APPROP	TRANS/ADJSMTS	REVISED BUDGET	YTD EXPENDED	ENCUMBRANCES	AVAILABLE BUDGET	% USED	
10130101 56900	13,000.00	0.00	13,000.00	2,543.45	8,737.55	1,719.00	86.8%	
							OTHER SUPPLIES	
10130101 58110	7,040.00	0.00	7,040.00	4,408.82	2,066.56	564.62	92.0%	
							TRAINING/MTGS/DUES/SUBSCRIP	
10130101 58300	16,000.00	0.00	16,000.00	4,065.07	3,279.31	8,655.62	45.9%	
							EMPLOYEE REIMBURSEMENT	
10130101 58775	3,650.00	0.00	3,650.00	295.00	2,625.32	729.68	80.0%	
							COMMUNITY HEALTH PROGRAM	
10130101 58790	1,750.00	0.00	1,750.00	1,148.29	0.00	601.71	65.6%	
							MISCELLANEOUS EXPENSES	
TOTAL PUBLIC HEALTH NURSING	842,641.00	0.00	842,641.00	368,596.82	99,591.83	374,452.35	55.6%	
							TOTAL EXPENSES	
	842,641.00	0.00	842,641.00	368,596.82	99,591.83	374,452.35		
10130103 SCHOOL NURSING								
10130103 51645	264,645.00	0.00	264,645.00	122,604.11	0.00	142,040.89	46.3%	
							NURSES SALARY	
10130103 51646	45,356.00	0.00	45,356.00	27,869.26	0.00	17,486.74	61.4%	
							NURSE AIDES	
10130103 51710	36,100.00	0.00	36,100.00	6,729.95	0.00	29,370.05	18.6%	
							OTHER WAGES	
10130103 52610	1,500.00	0.00	1,500.00	750.00	0.00	750.00	50.0%	
							CLOTHING ALLOWANCE	
10130103 56100	940.00	0.00	940.00	0.00	0.00	940.00	.0%	
							OPERATING EXPENSES	
10130103 58110	2,205.00	0.00	2,205.00	178.68	68.00	1,958.32	11.2%	
							TRAINING/MTGS/DUES/SUBSCRIP	
TOTAL SCHOOL NURSING	350,746.00	0.00	350,746.00	158,132.00	68.00	192,546.00	45.1%	
							TOTAL EXPENSES	
	350,746.00	0.00	350,746.00	158,132.00	68.00	192,546.00		
10130301 SOCIAL SERVICES								
10130301 51610	87,297.00	0.00	87,297.00	48,637.65	0.00	38,659.35	55.7%	
							SUPERVISORS	

YEAR-TO-DATE BUDGET REPORT

FOR 2023 07								
10130301 SOCIAL SERVICES	ORIGINAL APPROP	TRANS/ADJSMTS	REVISED BUDGET	YTD EXPENDED	ENCUMBRANCES	AVAILABLE BUDGET	% USED	
10130301 51700	4,400.00	COUNSELOR 0.00	4,400.00	77.25	0.00	4,322.75	1.8%	
10130301 54401	3,500.00	FOOD PANTRY EXPENSES 0.00	3,500.00	0.00	0.00	3,500.00	.0%	
10130301 56100	4,622.00	OPERATING EXPENSES 0.00	4,622.00	2,714.40	1,588.10	319.50	93.1%	
TOTAL SOCIAL SERVICES	99,819.00	0.00	99,819.00	51,429.30	1,588.10	46,801.60	53.1%	
TOTAL EXPENSES	99,819.00	0.00	99,819.00	51,429.30	1,588.10	46,801.60		
10130501 SENIOR CENTER								
10130501 51615	36,291.00	ASSISTANT WAGES 0.00	36,291.00	19,474.49	0.00	16,816.51	53.7%	
10130501 51700	18,656.00	ADMINISTRATIVE WAGES 0.00	18,656.00	5,210.57	0.00	13,445.43	27.9%	
10130501 51800	20,000.00	VAN DRIVER WAGES 0.00	20,000.00	12,486.45	0.00	7,513.55	62.4%	
10130501 53658	3,600.00	REGIONAL SENIOR WEBSITE 0.00	3,600.00	3,600.00	0.00	0.00	100.0%	
10130501 53700	3,765.00	CONTRACT MAINTENANCE/LEASES 0.00	3,765.00	1,953.27	1,775.73	36.00	99.0%	
10130501 54310	1,500.00	EQUIPMENT MAINTENANCE 553.00	2,053.00	1,983.41	47.95	21.64	98.9%	
10130501 56100	3,370.00	OPERATING EXPENSES -553.00	2,817.00	1,043.36	1,613.64	160.00	94.3%	
10130501 58775	10,000.00	COMMUNITY HEALTH PROGRAM 0.00	10,000.00	6,086.00	411.00	3,503.00	65.0%	
TOTAL SENIOR CENTER	97,182.00	0.00	97,182.00	51,837.55	3,848.32	41,496.13	57.3%	
TOTAL EXPENSES	97,182.00	0.00	97,182.00	51,837.55	3,848.32	41,496.13		
10140101 ADMINISTRATION								
10140101 51600	125,195.00	DEPARTMENT HEAD WAGES 0.00	125,195.00	67,894.38	0.00	57,300.62	54.2%	

YEAR-TO-DATE BUDGET REPORT

FOR 2023 07								
10140101 ADMINISTRATION	ORIGINAL APPROP	TRANS/ADJSMTS	REVISED BUDGET	YTD EXPENDED	ENCUMBRANCES	AVAILABLE BUDGET	% USED	
10140101 53300	70,000.00	PROFESSIONAL/TECH SERVICES 0.00	70,000.00	24,240.30	36,609.70	9,150.00	86.9%	
10140101 58110	3,675.00	TRAINING/MTGS/DUES/SUBSCRIP 0.00	3,675.00	1,166.25	1,931.25	577.50	84.3%	
TOTAL ADMINISTRATION	198,870.00	0.00	198,870.00	93,300.93	38,540.95	67,028.12	66.3%	
TOTAL EXPENSES	198,870.00	0.00	198,870.00	93,300.93	38,540.95	67,028.12		
10140103 HIGHWAY								
10140103 51130	12,500.00	OVERTIME 0.00	12,500.00	6,632.43	0.00	5,867.57	53.1%	
10140103 51301	15,000.00	SEASONAL HELP SUMMER 0.00	15,000.00	5,586.00	0.00	9,414.00	37.2%	
10140103 51610	87,665.00	SUPERVISORS 0.00	87,665.00	48,558.46	0.00	39,106.54	55.4%	
10140103 51620	827,966.00	PUBLIC WORKS EMPLOYEES 0.00	827,966.00	422,824.62	0.00	405,141.38	51.1%	
10140103 51710	7,500.00	POSITION UPGRADE PAY 0.00	7,500.00	3,406.86	0.00	4,093.14	45.4%	
10140103 51805	5,000.00	PT SNOWPLOW DRIVERS 0.00	5,000.00	0.00	0.00	5,000.00	.0%	
10140103 51815	95,000.00	OVERTIME SNOW PLOWING 0.00	95,000.00	10,649.36	0.00	84,350.64	11.2%	
10140103 53645	1,800.00	TRAINING 0.00	1,800.00	545.00	500.00	755.00	58.1%	
10140103 53700	3,000.00	CONTRACT MAINTENANCE/LEASES 0.00	3,000.00	0.00	4,013.78	-1,013.78	133.8%	
10140103 55300	5,000.00	TELEPHONE/CABLE 0.00	5,000.00	2,020.30	2,279.70	700.00	86.0%	
10140103 56260	40,000.00	GASOLINE/OIL 0.00	40,000.00	2,569.78	24,830.22	12,600.00	68.5%	
10140103 56265	60,000.00	DIESEL FUEL 0.00	60,000.00	25,197.05	24,802.95	10,000.00	83.3%	
10140103 56730	13,000.00	UNIFORMS 0.00	13,000.00	7,132.73	5,113.26	754.01	94.2%	
10140103 56900	2,300.00	OTHER SUPPLIES 0.00	2,300.00	1,215.73	1,784.27	-700.00	130.4%	
10140103 57300	1,500.00	NEW EQUIPMENT 0.00	1,500.00	790.90	659.10	50.00	96.7%	

YEAR-TO-DATE BUDGET REPORT

FOR 2023 07								
10140103 HIGHWAY	ORIGINAL APPROP	TRANS/ADJSMTS	REVISED BUDGET	YTD EXPENDED	ENCUMBRANCES	AVAILABLE BUDGET	% USED	
10140103 58300	5,500.00	EMPLOYEE REIMBURSEMENT 0.00	5,500.00	402.50	0.00	5,097.50	7.3%	
TOTAL HIGHWAY	1,182,731.00	0.00	1,182,731.00	537,531.72	63,983.28	581,216.00	50.9%	
	1,182,731.00	TOTAL EXPENSES 0.00	1,182,731.00	537,531.72	63,983.28	581,216.00		
10140105 VEHICLE MAINTENANCE								
10140105 51620	126,589.00	PUBLIC WORKS EMPLOYEES 0.00	126,589.00	68,686.51	0.00	57,902.49	54.3%	
10140105 56100	2,100.00	OPERATING EXPENSES 0.00	2,100.00	1,105.44	844.56	150.00	92.9%	
10140105 56300	5,500.00	SNOW PLOW BLADES 0.00	5,500.00	3,250.00	250.00	2,000.00	63.6%	
10140105 56700	135,000.00	VEHICLE/EQUIP PARTS -500.00	134,500.00	72,060.83	29,089.17	33,350.00	75.2%	
10140105 56705	1,000.00	OXYGEN & WELDING 500.00	1,500.00	1,046.48	453.52	0.00	100.0%	
10140105 56715	10,000.00	TIRES 0.00	10,000.00	15,159.90	340.10	-5,500.00	155.0%	
TOTAL VEHICLE MAINTENANCE	280,189.00	0.00	280,189.00	161,309.16	30,977.35	87,902.49	68.6%	
	280,189.00	TOTAL EXPENSES 0.00	280,189.00	161,309.16	30,977.35	87,902.49		
10140107 ROAD UPKEEP								
10140107 56301	125,000.00	SALT AND SAND 0.00	125,000.00	19,679.44	75,900.56	29,420.00	76.5%	
10140107 56302	300.00	SNOW DAMAGE 0.00	300.00	8.54	191.46	100.00	66.7%	
10140107 56303	5,000.00	BITUMINOUS CONCRETE 0.00	5,000.00	4,569.60	430.40	0.00	100.0%	
10140107 56304	4,000.00	STREETS SIGNS & MARKINGS 0.00	4,000.00	2,191.92	658.08	1,150.00	71.3%	
10140107 56305	3,000.00	GUIDE RAILS 62.50	3,062.50	3,062.50	0.00	0.00	100.0%	

Town and Schools of Ledyard



YEAR-TO-DATE BUDGET REPORT

FOR 2023 07								
10140107 ROAD UPKEEP	ORIGINAL APPROP	TRANS/ADJSMTS	REVISED BUDGET	YTD EXPENDED	ENCUMBRANCES	AVAILABLE BUDGET	% USED	
10140107 56306	4,000.00	TREE REMOVAL 25,000.00	29,000.00	10,720.00	11,280.00	7,000.00	75.9%	
10140107 56307	3,000.00	GRAVEL 0.00	3,000.00	2,814.24	185.76	0.00	100.0%	
10140107 56308	3,000.00	DRAINAGE IMPROVEMENT 0.00	3,000.00	2,576.36	723.64	-300.00	110.0%	
10140107 56312	1,500.00	STREETLIGHT MAINTENANCE -62.50	1,437.50	247.50	502.50	687.50	52.2%	
10140107 57301	2,000.00	EQUIPMENT RENTAL 0.00	2,000.00	1,628.16	26.55	345.29	82.7%	
TOTAL ROAD UPKEEP	150,800.00	25,000.00	175,800.00	47,498.26	89,898.95	38,402.79	78.2%	
TOTAL EXPENSES	150,800.00	25,000.00	175,800.00	47,498.26	89,898.95	38,402.79		
10140111 PROPERTY MAINTENANCE								
10140111 58200	15,000.00	TOWN HALL AND ANNEX 0.00	15,000.00	6,506.23	3,465.77	5,028.00	66.5%	
10140111 58210	26,000.00	PW FACILITIES 0.00	26,000.00	15,015.67	8,401.17	2,583.16	90.1%	
10140111 58220	15,000.00	POLICE STATION 0.00	15,000.00	5,829.47	5,146.53	4,024.00	73.2%	
10140111 58225	10,000.00	EMERGENCY SERVICES BUILDING 0.00	10,000.00	4,439.73	3,578.27	1,982.00	80.2%	
10140111 58230	6,500.00	LIBRARY FAC 0.00	6,500.00	4,458.24	3,700.07	-1,658.31	125.5%	
10140111 58235	8,000.00	SENIOR CENTER FACILITY 0.00	8,000.00	2,927.99	1,784.15	3,287.86	58.9%	
10140111 58236	5,000.00	TOWN GREEN 0.00	5,000.00	2,959.78	2,012.13	28.09	99.4%	
TOTAL PROPERTY MAINTENANCE	85,500.00	0.00	85,500.00	42,137.11	28,088.09	15,274.80	82.1%	
TOTAL EXPENSES	85,500.00	0.00	85,500.00	42,137.11	28,088.09	15,274.80		
10140113 SANITATION								
10140113 51620	2,000.00	PUBLIC WORKS EMPLOYEES 0.00	2,000.00	615.47	0.00	1,384.53	30.8%	

YEAR-TO-DATE BUDGET REPORT

FOR 2023 07										
10140113 SANITATION										
	ORIGINAL	APPROP	TRANS/ADJSMTS	REVISED	BUDGET	YTD EXPENDED	ENCUMBRANCES	AVAILABLE	BUDGET	% USED
10140113 54210			DISPOSAL SERVICE							
	616,803.00		0.00	616,803.00		355,668.44	253,331.56	7,803.00		98.7%
10140113 54224			TIPPING FEES							
	400,000.00		0.00	400,000.00		178,236.02	207,763.98	14,000.00		96.5%
10140113 56100			OPERATING EXPENSES							
	5,000.00		0.00	5,000.00		3,242.81	1,742.19	15.00		99.7%
10140113 58790			MISCELLANEOUS EXPENSES							
	75,000.00		0.00	75,000.00		33,922.00	31,078.00	10,000.00		86.7%
TOTAL SANITATION										
	1,098,803.00		0.00	1,098,803.00		571,684.74	493,915.73	33,202.53		97.0%
TOTAL EXPENSES										
	1,098,803.00		0.00	1,098,803.00		571,684.74	493,915.73	33,202.53		
10150101 LIBRARY										
10150101 51160			CUSTODIAN SALARIES							
	23,382.00		0.00	23,382.00		13,078.89	0.00	10,303.11		55.9%
10150101 51600			DEPARTMENT HEAD WAGES							
	81,136.00		-3,240.00	77,896.00		42,243.60	0.00	35,652.40		54.2%
10150101 51610			SUPERVISORS							
	162,753.00		0.00	162,753.00		73,850.46	0.00	88,902.54		45.4%
10150101 51615			ASSISTANT WAGES							
	102,528.00		0.00	102,528.00		64,898.23	0.00	37,629.77		63.3%
10150101 51800			PART-TIME WAGES							
	55,765.00		0.00	55,765.00		30,641.33	0.00	25,123.67		54.9%
10150101 53700			CONTRACT MAINTENANCE/LEASES							
	2,540.00		3,240.00	5,780.00		4,303.78	751.22	725.00		87.5%
10150101 55330			TELEPHONE & FAX SERVICE							
	3,200.00		0.00	3,200.00		1,584.54	1,415.46	200.00		93.8%
10150101 56100			OPERATING EXPENSES							
	12,283.00		0.00	12,283.00		8,942.38	2,806.49	534.13		95.7%
10150101 56140			LION REGIONAL COMPUTER NETWORK							
	43,658.00		0.00	43,658.00		23,771.39	18,595.77	1,290.84		97.0%
10150101 56420			LIBRARY BOOKS							
	55,000.00		0.00	55,000.00		28,758.18	20,356.62	5,885.20		89.3%
TOTAL LIBRARY										
	542,245.00		0.00	542,245.00		292,072.78	43,925.56	206,246.66		62.0%
TOTAL EXPENSES										
	542,245.00		0.00	542,245.00		292,072.78	43,925.56	206,246.66		
10160101 PARKS AND RECREATION										
10160101 51600			DEPARTMENT HEAD WAGES							

YEAR-TO-DATE BUDGET REPORT

FOR 2023 07

10160101	PARKS AND RECREATION	ORIGINAL APPROP	TRANS/ADJSMTS	REVISED BUDGET	YTD EXPENDED	ENCUMBRANCES	AVAILABLE BUDGET	% USED
		78,915.00	0.00	78,915.00	42,796.34	0.00	36,118.66	54.2%
10160101 51610	SUPERVISORS	53,393.00	0.00	53,393.00	31,860.06	0.00	21,532.94	59.7%
10160101 51615	ASSISTANT WAGES	77,036.00	-5,846.00	71,190.00	33,905.50	0.00	37,284.50	47.6%
10160101 51710	PLAYGROUND & CUSTODIAN	10,000.00	0.00	10,000.00	0.00	0.00	10,000.00	.0%
10160101 53700	CONTRACT MAINTENANCE/LEASES	161,462.00	0.00	161,462.00	107,633.31	53,828.69	0.00	100.0%
10160101 54300	REPAIRS & MAINTENANCE	32,046.00	0.00	32,046.00	18,156.66	13,469.34	420.00	98.7%
10160101 56100	OPERATING EXPENSES	24,615.00	0.00	24,615.00	10,414.69	13,989.67	210.64	99.1%
10160101 56220	ELECTRICITY	27,000.00	5,846.00	32,846.00	23,749.44	9,096.56	0.00	100.0%
	TOTAL PARKS AND RECREATION	464,467.00	0.00	464,467.00	268,516.00	90,384.26	105,566.74	77.3%
	TOTAL EXPENSES	464,467.00	0.00	464,467.00	268,516.00	90,384.26	105,566.74	
10170101 BOE EXPENDITURES								
10170101 58790	BOARD OF EDUC EXPENSES	34,555,319.00	0.00	34,555,319.00	0.00	0.00	34,555,319.00	.0%
	TOTAL BOE EXPENDITURES	34,555,319.00	0.00	34,555,319.00	0.00	0.00	34,555,319.00	.0%
	TOTAL EXPENSES	34,555,319.00	0.00	34,555,319.00	0.00	0.00	34,555,319.00	
10180101 DEBT SERVICE								
10180101 58810	GEN OBLIGATION BOND PRINCIPAL	2,894,957.00	0.00	2,894,957.00	1,782,337.22	0.00	1,112,619.78	61.6%
10180101 58811	GEN OBLIGATION BOND INTEREST	1,160,761.00	0.00	1,160,761.00	674,677.55	0.00	486,083.45	58.1%
10180101 58820	CWF/DWSRF LOAN PRINCIPAL	84,266.00	0.00	84,266.00	41,980.57	0.00	42,285.43	49.8%
10180101 58821	CWF/DWSRF LOAN INTEREST	13,705.00	0.00	13,705.00	7,004.57	0.00	6,700.43	51.1%

YEAR-TO-DATE BUDGET REPORT

FOR 2023 07								
10180101 DEBT SERVICE	ORIGINAL APPROP	TRANS/ADJSMTS	REVISED BUDGET	YTD EXPENDED	ENCUMBRANCES	AVAILABLE BUDGET	% USED	
10180101 58823	550,971.00	DEBT TRANSFER TO WPCA 0.00	550,971.00	0.00	0.00	550,971.00	.0%	
10180101 58830	50,000.00	PROJECTS IN PROGRESS 0.00	50,000.00	0.00	0.00	50,000.00	.0%	
TOTAL DEBT SERVICE	4,754,660.00	0.00	4,754,660.00	2,505,999.91	0.00	2,248,660.09	52.7%	
	4,754,660.00	TOTAL EXPENSES 0.00	4,754,660.00	2,505,999.91	0.00	2,248,660.09		
10185101 CAPITAL AND NON-RECURRING								
10185101 58790	1,150,285.00	CONTRIBUTION TO CAPITAL 0.00	1,150,285.00	0.00	0.00	1,150,285.00	.0%	
TOTAL CAPITAL AND NON-RECURRING	1,150,285.00	0.00	1,150,285.00	0.00	0.00	1,150,285.00	.0%	
	1,150,285.00	TOTAL EXPENSES 0.00	1,150,285.00	0.00	0.00	1,150,285.00		
	63,507,221.00	GRAND TOTAL 43,994.79	63,551,215.79	14,674,434.74	2,350,234.82	46,526,546.23	26.8%	

** END OF REPORT - Generated by Matthew Bonin **

YEAR-TO-DATE BUDGET REPORT

REPORT OPTIONS

	Field #	Total	Page Break
Sequence 1	9	Y	N
Sequence 2	0	N	N
Sequence 3	0	N	N
Sequence 4	0	N	N

Report title:
YEAR-TO-DATE BUDGET REPORT

Includes accounts exceeding 0% of budget.

Print totals only: N

Print Full or Short description: F

Print full GL account: N

Format type: 1

Double space: N

Suppress zero bal accts: Y

Include requisition amount: N

Print Revenues-Version headings: N

Print revenue as credit: Y

Print revenue budgets as zero: N

Include Fund Balance: N

Print journal detail: N

From Yr/Per: 2022/ 1

To Yr/Per: 2022/ 6

Include budget entries: Y

Incl encumb/liq entries: Y

Sort by JE # or PO #: J

Detail format option: 1

Include additional JE comments: N

Multiyear view: D

Amounts/totals exceed 999 million dollars: N

Year/Period: 2023/ 7

Print MTD Version: N

Roll projects to object: N

Carry forward code: 1

Find Criteria	
Field Name	Field value
Fund	0101
TWN FUNCTION	
DEPT / LOCAT	
SDEP/BOEFUNC	
Character Code	
Org	
Object	
Project	
Account type	Expense
Account status	
Rollup code	

Town and Schools of Ledyard



YEAR-TO-DATE BUDGET REPORT

FOR 2023 06

ORIGINAL ESTIM REV	ESTIM REV ADJ	REVISED ESTIM REV	ACTUAL YTD REVENUE	REMAINING REVENUE	% COLL
--------------------	---------------	-------------------	--------------------	-------------------	--------

1011401 GENERAL GOVT-CHARGE / SERVICE

1011401 42046	-1,500.00	0.00	-1,500.00	-420.00	-1,080.00	28.0%
1011401 47009	-80,000.00	0.00	-80,000.00	-52,527.91	-27,472.09	65.7%
1011401 47019	-55,000.00	0.00	-55,000.00	-54,894.83	-105.17	99.8%
1011401 47022	-115,000.00	0.00	-115,000.00	-51,330.99	-63,669.01	44.6%
1011401 47023	-10,000.00	0.00	-10,000.00	-4,152.50	-5,847.50	41.5%
1011401 47024	-300.00	0.00	-300.00	-156.00	-144.00	52.0%
1011401 47025	-5,000.00	0.00	-5,000.00	-12,149.75	7,149.75	243.0%
1011401 47036	-350.00	0.00	-350.00	-1,251.99	901.99	357.7%
1011401 47037	-8,700.00	0.00	-8,700.00	-3,125.00	-5,575.00	35.9%
1011401 47040	-132,000.00	0.00	-132,000.00	-80,304.87	-51,695.13	60.8%
1011401 47041	-604,000.00	0.00	-604,000.00	-192,492.20	-411,507.80	31.9%
1011401 47045	-250,000.00	0.00	-250,000.00	0.00	-250,000.00	.0%
1011401 47051	-100,000.00	0.00	-100,000.00	0.00	-100,000.00	.0%
1011401 47053	-20,000.00	0.00	-20,000.00	0.00	-20,000.00	.0%
1011401 49006	-40,000.00	0.00	-40,000.00	0.00	-40,000.00	.0%
1011401 49051	-11,000.00	0.00	-11,000.00	-1,291.67	-9,708.33	11.7%
TOTAL GENERAL GOVT-CHARGE / SERVICE	-1,432,850.00	0.00	-1,432,850.00	-454,097.71	-978,752.29	31.7%
TOTAL REVENUES	-1,432,850.00	0.00	-1,432,850.00	-454,097.71	-978,752.29	

1011402 GENERAL GOVT-GRANTS/CONTR

1011402 41005	-22,000.00	0.00	-22,000.00	0.00	-22,000.00	.0%
---------------	------------	------	------------	------	------------	-----

YEAR-TO-DATE BUDGET REPORT

FOR 2023 06

ORIGINAL ESTIM REV	ESTIM REV ADJ	REVISED ESTIM REV	ACTUAL YTD REVENUE	REMAINING REVENUE	% COLL
1011402 42001		PILOT: STATE PROPERTY			
-925,100.00	0.00	-925,100.00	-925,099.97	-0.03	100.0%
1011402 42006		PROPERTY TAX RELIEF-ELDERLY			
-85,000.00	0.00	-85,000.00	0.00	-85,000.00	.0%
1011402 42007		DISABLED REIMBURSEMENT			
-1,200.00	0.00	-1,200.00	0.00	-1,200.00	.0%
1011402 42010		CIVIL PREPAREDNESS REIMB			
0.00	0.00	0.00	-3,900.00	3,900.00	100.0%
1011402 42011		ADDITIONAL VETERANS GRANT			
-3,500.00	0.00	-3,500.00	0.00	-3,500.00	.0%
1011402 42014		PEQUOT FUND			
-1,391,000.00	0.00	-1,391,000.00	0.00	-1,391,000.00	.0%
1011402 42044		MUNIC REV SHARING-SALES TAX			
0.00	0.00	0.00	-291,321.65	291,321.65	100.0%
TOTAL GENERAL GOVT-GRANTS/CONTR					
-2,427,800.00	0.00	-2,427,800.00	-1,220,321.62	-1,207,478.38	50.3%
TOTAL REVENUES					
-2,427,800.00	0.00	-2,427,800.00	-1,220,321.62	-1,207,478.38	

1012001 PUBLIC SAFETY-CHARGE / SERVICE

1012001 47005		LEDYARD FIRE POLICE CHARGES			
-5,000.00	0.00	-5,000.00	0.00	-5,000.00	.0%
1012001 47007		DISPATCH REGIONALIZATION			
-56,000.00	0.00	-56,000.00	-23,441.76	-32,558.24	41.9%
1012001 47017		GALES FERRY FIRE POLICE CHARGE			
-3,000.00	0.00	-3,000.00	0.00	-3,000.00	.0%
1012001 47018		POLICE OT			
-50,000.00	0.00	-50,000.00	-75,112.80	25,112.80	150.2%
1012001 47038		PERMIT FEE			
-7,000.00	0.00	-7,000.00	-2,870.00	-4,130.00	41.0%
1012001 47039		RECORDS FEE			
-1,800.00	0.00	-1,800.00	-814.00	-986.00	45.2%
1012001 47055		SHARED SERVICES - ASSESSOR			
0.00	0.00	0.00	-3,071.34	3,071.34	100.0%
TOTAL PUBLIC SAFETY-CHARGE / SERVICE					
-122,800.00	0.00	-122,800.00	-105,309.90	-17,490.10	85.8%
TOTAL REVENUES					
-122,800.00	0.00	-122,800.00	-105,309.90	-17,490.10	

1012002 PUBLIC SAFETY-GRANTS/CONTR

1012002 42034 DUI GRANT REIMBURSEMENT

YEAR-TO-DATE BUDGET REPORT

FOR 2023 06								
ORIGINAL	ESTIM REV	ESTIM REV ADJ	REVISED	ESTIM REV	ACTUAL YTD	REVENUE	REMAINING REVENUE	% COLL
1012002 47049	-6,000.00	0.00	-6,000.00			0.00	-6,000.00	.0%
	-25,000.00	0.00	-25,000.00			0.00	-25,000.00	.0%
	DISPATCH--PRESTON							
	TOTAL PUBLIC SAFETY-GRANTS/CONTR							
	-31,000.00	0.00	-31,000.00			0.00	-31,000.00	.0%
	TOTAL REVENUES							
	-31,000.00	0.00	-31,000.00			0.00	-31,000.00	
1013001 HEALTH/WELFARE-CHARGE/ SERVICE								
1013001 47021	-9,600.00	0.00	-9,600.00			-3,068.00	-6,532.00	32.0%
	SENIOR CENTER FEES							
1013001 47034	-800,000.00	0.00	-800,000.00			-235,744.78	-564,255.22	29.5%
	PUBLIC HEALTH NURSING FEES							
	TOTAL HEALTH/WELFARE-CHARGE/ SERVICE							
	-809,600.00	0.00	-809,600.00			-238,812.78	-570,787.22	29.5%
	TOTAL REVENUES							
	-809,600.00	0.00	-809,600.00			-238,812.78	-570,787.22	
1013002 HEALTH/WELFARE-GRANTS/CONTR								
1013002 42003	-26,167.00	0.00	-26,167.00			-16,647.00	-9,520.00	63.6%
	LYS GRANT DEP OF EDUCATION							
1013002 42032	-8,200.00	0.00	-8,200.00			-9,672.63	1,472.63	118.0%
	PILOT: SR HOUSING AUTHORITY							
1013002 42041	-2,000.00	0.00	-2,000.00			0.00	-2,000.00	.0%
	LYS GRANT ENRICHMENT							
	TOTAL HEALTH/WELFARE-GRANTS/CONTR							
	-36,367.00	0.00	-36,367.00			-26,319.63	-10,047.37	72.4%
	TOTAL REVENUES							
	-36,367.00	0.00	-36,367.00			-26,319.63	-10,047.37	
1014001 PUBLIC WORKS-CHARGE / SERVICE								
1014001 47020	-52,000.00	0.00	-52,000.00			-21,499.95	-30,500.05	41.3%
	TIPPING FEES							

YEAR-TO-DATE BUDGET REPORT

FOR 2023 06

ORIGINAL ESTIM REV	ESTIM REV ADJ	REVISED ESTIM REV	ACTUAL YTD REVENUE	REMAINING REVENUE	% COLL
TOTAL PUBLIC WORKS-CHARGE / SERVICE					
-52,000.00	0.00	-52,000.00	-21,499.95	-30,500.05	41.3%
TOTAL REVENUES					
-52,000.00	0.00	-52,000.00	-21,499.95	-30,500.05	
1015001 LIBRARY CHARGE / SERVICE					
1015001 47032 LIBRARY FEES					
-375.00	0.00	-375.00	-406.91	31.91	108.5%
TOTAL LIBRARY CHARGE / SERVICE					
-375.00	0.00	-375.00	-406.91	31.91	108.5%
TOTAL REVENUES					
-375.00	0.00	-375.00	-406.91	31.91	
1016001 PARKS & REC-CHARGE / SERVICE					
1016001 47033 PROGRAM REGISTRATION FEES					
-3,000.00	0.00	-3,000.00	-1,138.00	-1,862.00	37.9%
TOTAL PARKS & REC-CHARGE / SERVICE					
-3,000.00	0.00	-3,000.00	-1,138.00	-1,862.00	37.9%
TOTAL REVENUES					
-3,000.00	0.00	-3,000.00	-1,138.00	-1,862.00	
1017001 EDUCATION-CHARGE / SERVICE					
1017001 47010 VO AG TUITION					
-736,832.00	0.00	-736,832.00	0.00	-736,832.00	.0%
1017001 47011 SPECIAL EDUCATION TUITION					
-97,013.00	0.00	-97,013.00	0.00	-97,013.00	.0%
1017001 47012 NON RESIDENT TUITION					
-138,590.00	0.00	-138,590.00	0.00	-138,590.00	.0%
TOTAL EDUCATION-CHARGE / SERVICE					
-972,435.00	0.00	-972,435.00	0.00	-972,435.00	.0%
TOTAL REVENUES					
-972,435.00	0.00	-972,435.00	0.00	-972,435.00	

Town and Schools of Ledyard



YEAR-TO-DATE BUDGET REPORT

FOR 2023 06							
ORIGINAL ESTIM REV	ESTIM REV ADJ	REVISED ESTIM REV	ACTUAL YTD REVENUE	REMAINING REVENUE	% COLL		
1017002 EDUCATION-GRANTS/CONTR							
1017002 42016		FEDERAL PUBLIC LAW 874					
-1,500,000.00	0.00	-1,500,000.00	-61,822.69	-1,438,177.31	4.1%		
1017002 42018		VO-AG STABILIZATION FUNDING					
-850,000.00	0.00	-850,000.00	-525,620.00	-324,380.00	61.8%		
1017002 42020		EDUCATION COST SHARING					
-11,492,516.00	0.00	-11,492,516.00	-2,837,129.00	-8,655,387.00	24.7%		
TOTAL EDUCATION-GRANTS/CONTR	0.00	-13,842,516.00	-3,424,571.69	-10,417,944.31	24.7%		
-13,842,516.00							
TOTAL REVENUES	0.00	-13,842,516.00	-3,424,571.69	-10,417,944.31			
-13,842,516.00							
1019501 GENERAL-GENERAL - TAXES							
1019501 41000		PROPERTY TAXES, CURRENT					
-41,980,249.00	0.00	-41,980,249.00	-23,942,822.30	-18,037,426.70	57.0%		
1019501 41001		ARREARS					
-308,024.00	0.00	-308,024.00	-232,027.09	-75,996.91	75.3%		
1019501 41002		INTEREST					
-171,965.00	0.00	-171,965.00	-107,401.14	-64,563.86	62.5%		
1019501 41003		SUSPENSE TAX COLLECTIONS					
-35,495.00	0.00	-35,495.00	-3,834.52	-31,660.48	10.8%		
1019501 41004		LIENS					
-3,745.00	0.00	-3,745.00	-13,499.92	9,754.92	360.5%		
1019501 41008		MV Property Tax Grant					
0.00	0.00	0.00	-143,385.00	143,385.00	100.0%		
TOTAL GENERAL-GENERAL - TAXES	0.00	-42,499,478.00	-24,442,969.97	-18,056,508.03	57.5%		
-42,499,478.00							
TOTAL REVENUES	0.00	-42,499,478.00	-24,442,969.97	-18,056,508.03			
-42,499,478.00							
1019502 GENERAL-GEN - MISC							
1019502 49002		TRANSERS IN:					
-1,200,000.00	0.00	-1,200,000.00	-10,517.00	-1,189,483.00	.9%		

YEAR-TO-DATE BUDGET REPORT

FOR 2023 06						
ORIGINAL ESTIM REV	ESTIM REV ADJ	REVISED ESTIM REV	ACTUAL YTD REVENUE	REMAINING REVENUE	% COLL	
TOTAL GENERAL-GEN - MISC -1,200,000.00	0.00	-1,200,000.00	-10,517.00	-1,189,483.00	.9%	
TOTAL REVENUES -1,200,000.00	0.00	-1,200,000.00	-10,517.00	-1,189,483.00		
1019503 GENERAL-GEN - INV						
1019503 48001 -80,000.00	INTEREST ON DEPOSITS 0.00	-80,000.00	-167,260.57	87,260.57	209.1%	
TOTAL GENERAL-GEN - INV -80,000.00	0.00	-80,000.00	-167,260.57	87,260.57	209.1%	
TOTAL REVENUES -80,000.00	0.00	-80,000.00	-167,260.57	87,260.57		
GRAND TOTAL -63,510,221.00	0.00	-63,510,221.00	-30,113,225.73	-33,396,995.27	47.4%	

** END OF REPORT - Generated by Matthew Bonin **

YEAR-TO-DATE BUDGET REPORT

REPORT OPTIONS

	Field #	Total	Page Break
Sequence 1	9	Y	N
Sequence 2	0	N	N
Sequence 3	0	N	N
Sequence 4	0	N	N

Report title:
YEAR-TO-DATE BUDGET REPORT

Includes accounts exceeding 0% of budget.

Print totals only: N

Print Full or Short description: F

Print full GL account: N

Format type: 1

Double space: N

Suppress zero bal accts: Y

Include requisition amount: N

Print Revenues-Version headings: Y

Print revenue as credit: Y

Print revenue budgets as zero: N

Include Fund Balance: N

Print journal detail: N

From Yr/Per: 2022/ 1

To Yr/Per: 2022/ 6

Include budget entries: Y

Incl encumb/liq entries: Y

Sort by JE # or PO #: J

Detail format option: 1

Include additional JE comments: N

Multiyear view: D

Amounts/totals exceed 999 million dollars: N

Year/Period: 2023/ 6

Print MTD Version: N

Roll projects to object: N

Carry forward code: 1

Find Criteria	
Field Name	Field value
Fund	0101
TWN FUNCTION	
DEPT / LOCAT	
SDEP/BOEFUNC	
Character Code	
Org	
Object	
Project	
Account type	Revenue
Account status	
Rollup code	

Town and Schools of Ledyard



YEAR-TO-DATE BUDGET REPORT

FOR 2023 06

	ORIGINAL APPROP	TRANS/ADJSMTS	REVISED BUDGET	YTD EXPENDED	ENCUMBRANCES	AVAILABLE BUDGET	% USED
10110101 TOWN COUNCIL							
10110101 51600	DEPARTMENT HEAD WAGES						
	117,038.00	-117,038.00	0.00	0.00	0.00	0.00	.0%
10110101 51601	TREASURER						
	18,296.00	0.00	18,296.00	9,070.27	0.00	9,225.73	49.6%
10110101 51602	ADMIN TOWN COUNCIL						
	65,860.00	0.00	65,860.00	30,678.54	0.00	35,181.46	46.6%
10110101 53600	ACCOUNTING SERVICES/AUDIT						
	35,500.00	0.00	35,500.00	13,500.00	22,000.00	0.00	100.0%
10110101 53610	LEGAL SERVICES						
	50,000.00	0.00	50,000.00	10,357.00	25,643.00	14,000.00	72.0%
10110101 56100	OPERATING EXPENSES						
	2,560.00	0.00	2,560.00	59.52	440.48	2,060.00	19.5%
10110101 58790	CONTINGENCY						
	15,600.00	0.00	15,600.00	0.00	0.00	15,600.00	.0%
TOTAL TOWN COUNCIL	304,854.00	-117,038.00	187,816.00	63,665.33	48,083.48	76,067.19	59.5%
TOTAL EXPENSES	304,854.00	-117,038.00	187,816.00	63,665.33	48,083.48	76,067.19	
10110103 HISTORIC DISTRICTS							
10110103 52205	CONTRACTUAL EXPENSES						
	12,000.00	0.00	12,000.00	1,291.67	9,708.33	1,000.00	91.7%
10110103 54500	HISTORIC BUILDINGS MAINTENANCE						
	6,000.00	0.00	6,000.00	3,198.75	11.25	2,790.00	53.5%
10110103 54501	SAW MILL MAINTENANCE						
	4,700.00	0.00	4,700.00	2,193.50	1,174.04	1,332.46	71.6%
10110103 56100	LESTER/RESEARCH OPERATING						
	2,875.00	0.00	2,875.00	791.10	1,054.96	1,028.94	64.2%
10110103 56101	SAW MILL OPERATING						
	1,975.00	0.00	1,975.00	177.29	72.71	1,725.00	12.7%
10110103 58790	MISCELLANEOUS EXPENSES						
	900.00	0.00	900.00	0.00	0.00	900.00	.0%
TOTAL HISTORIC DISTRICTS	28,450.00	0.00	28,450.00	7,652.31	12,021.29	8,776.40	69.2%
TOTAL EXPENSES	28,450.00	0.00	28,450.00	7,652.31	12,021.29	8,776.40	

YEAR-TO-DATE BUDGET REPORT

FOR 2023 06								
10110107 CEMETERY COMMITTEE	ORIGINAL APPROP	TRANS/ADJSMTS	REVISED BUDGET	YTD EXPENDED	ENCUMBRANCES	AVAILABLE BUDGET	% USED	
10110107 CEMETERY COMMITTEE								
10110107 56100	OPERATING EXPENSES							
	2,000.00	0.00	2,000.00	0.00	0.00	2,000.00	.0%	
TOTAL CEMETERY COMMITTEE								
	2,000.00	0.00	2,000.00	0.00	0.00	2,000.00	.0%	
TOTAL EXPENSES								
	2,000.00	0.00	2,000.00	0.00	0.00	2,000.00		
10110201 MAYOR'S OFFICE								
10110201 51160	CUSTODIAN SALARIES							
	41,475.00	-41,475.00	0.00	0.00	0.00	0.00	.0%	
10110201 51305	TOWN HALL FLOATER							
	17,732.00	0.00	17,732.00	8,295.61	0.00	9,436.39	46.8%	
10110201 51604	MAYOR							
	95,000.00	0.00	95,000.00	44,211.59	0.00	50,788.41	46.5%	
10110201 51607	MAYORAL ASST							
	45,000.00	0.00	45,000.00	20,874.74	0.00	24,125.26	46.4%	
10110201 51700	ADMINISTRATIVE WAGES							
	10,500.00	0.00	10,500.00	0.00	0.00	10,500.00	.0%	
10110201 55301	TOWN NEWSLETTER							
	6,000.00	0.00	6,000.00	2,179.70	3,820.30	0.00	100.0%	
10110201 56100	OPERATING EXPENSES							
	2,600.00	0.00	2,600.00	125.13	1,074.87	1,400.00	46.2%	
10110201 58790	CONTINGENCY							
	10,000.00	0.00	10,000.00	3,108.22	2,258.43	4,633.35	53.7%	
TOTAL MAYOR'S OFFICE								
	228,307.00	-41,475.00	186,832.00	78,794.99	7,153.60	100,883.41	46.0%	
TOTAL EXPENSES								
	228,307.00	-41,475.00	186,832.00	78,794.99	7,153.60	100,883.41		
10110203 ADMINISTRATIVE SUPPORT								
10110203 53700	CONTRACT MAINTENANCE/LEASES							
	18,000.00	41,475.00	59,475.00	26,631.05	30,662.83	2,181.12	96.3%	

YEAR-TO-DATE BUDGET REPORT

FOR 2023 06								
10110203 ADMINISTRATIVE SUPPORT	ORIGINAL APPROP	TRANS/ADJSMTS	REVISED BUDGET	YTD EXPENDED	ENCUMBRANCES	AVAILABLE BUDGET	% USED	
10110203 54311	10,900.00	FIRE HYDRANT MAINTENANCE 0.00	10,900.00	0.00	0.00	10,900.00	.0%	
10110203 55247	1,000.00	ADA COMPLIANCE 0.00	1,000.00	110.00	390.00	500.00	50.0%	
10110203 55410	15,000.00	ADVERTISING/LEGAL NOTICES 0.00	15,000.00	6,265.50	3,734.50	5,000.00	66.7%	
10110203 56205	3,600.00	WATER 0.00	3,600.00	1,516.17	1,983.83	100.00	97.2%	
10110203 56900	6,500.00	OTHER SUPPLIES 0.00	6,500.00	2,612.76	3,637.24	250.00	96.2%	
10110203 56910	18,000.00	POSTAGE 0.00	18,000.00	10,320.09	6,979.91	700.00	96.1%	
10110203 58100	8,477.00	DUES & FEES 0.00	8,477.00	8,477.00	0.00	0.00	100.0%	
10110203 58105	11,200.00	MISC DUES&FEES 0.00	11,200.00	10,218.00	0.00	982.00	91.2%	
TOTAL ADMINISTRATIVE SUPPORT								
	92,677.00	41,475.00	134,152.00	66,150.57	47,388.31	20,613.12	84.6%	
TOTAL EXPENSES								
	92,677.00	41,475.00	134,152.00	66,150.57	47,388.31	20,613.12		
10110205 LEGAL SERVICES								
10110205 53610	30,000.00	SPECIALLY APPROVED COUNSEL 0.00	30,000.00	17,715.13	13,084.87	-800.00	102.7%	
10110205 53615	20,000.00	TOWN ATTORNEY 0.00	20,000.00	2,687.00	12,511.00	4,802.00	76.0%	
TOTAL LEGAL SERVICES								
	50,000.00	0.00	50,000.00	20,402.13	25,595.87	4,002.00	92.0%	
TOTAL EXPENSES								
	50,000.00	0.00	50,000.00	20,402.13	25,595.87	4,002.00		
10110207 PROBATE								
10110207 54900	10,575.00	PURCHASED SERVICES 0.00	10,575.00	8,287.00	0.00	2,288.00	78.4%	
TOTAL PROBATE								
	10,575.00	0.00	10,575.00	8,287.00	0.00	2,288.00	78.4%	
TOTAL EXPENSES								
	10,575.00	0.00	10,575.00	8,287.00	0.00	2,288.00		

YEAR-TO-DATE BUDGET REPORT

FOR 2023 06								
10110209	PROPERTY INSURANCE							
	ORIGINAL APPROP	TRANS/ADJSMTS	REVISED BUDGET	YTD EXPENDED	ENCUMBRANCES	AVAILABLE BUDGET	% USED	
10110209 PROPERTY INSURANCE								
10110209	55210	AUTO INSURANCE						
	71,417.00	0.00	71,417.00	53,738.20	17,603.24	75.56	99.9%	
10110209	55220	BOILER & MACHINERY INSURANCE						
	7,458.00	0.00	7,458.00	5,512.50	1,837.58	107.92	98.6%	
10110209	55231	POLICE PROFESS LIABILITY						
	16,411.00	0.00	16,411.00	12,135.00	4,045.17	230.83	98.6%	
10110209	55232	GEN LIAB / EXCESS LIAB						
	153,633.00	0.00	153,633.00	114,690.00	36,841.56	2,101.44	98.6%	
10110209	55233	PUBLIC OFFICIALS LIAB						
	38,821.00	0.00	38,821.00	28,710.00	9,570.40	540.60	98.6%	
10110209	55234	SCHOOL OFFICIALS LIAB						
	14,302.00	0.00	14,302.00	10,575.00	3,525.15	201.85	98.6%	
10110209	55235	VNA LIABILITY						
	7,203.00	0.00	7,203.00	5,457.50	1,652.57	92.93	98.7%	
10110209	55241	PROPERTY INSURANCE--BOE						
	79,688.00	0.00	79,688.00	58,927.80	19,643.33	1,116.87	98.6%	
10110209	55242	AMBULANCE & FIRE						
	52,530.00	0.00	52,530.00	56,011.00	0.00	-3,481.00	106.6%	
10110209	55245	INSURANCE DEDUCTIBLE						
	10,000.00	0.00	10,000.00	5,508.95	106.00	4,385.05	56.1%	
10110209	55246	RISK MANAGEMENT						
	10,000.00	0.00	10,000.00	0.00	0.00	10,000.00	.0%	
10110209	55249	CYBER COVERAGE						
	20,400.00	0.00	20,400.00	0.00	0.00	20,400.00	.0%	
TOTAL PROPERTY INSURANCE								
	481,863.00	0.00	481,863.00	351,265.95	94,825.00	35,772.05	92.6%	
TOTAL EXPENSES								
	481,863.00	0.00	481,863.00	351,265.95	94,825.00	35,772.05		
10110211 HEALTH DISTRICT								
10110211	58790	HEALTH DISTRICT						
	0.00	117,038.00	117,038.00	117,037.80	0.00	0.20	100.0%	
TOTAL HEALTH DISTRICT								
	0.00	117,038.00	117,038.00	117,037.80	0.00	0.20	100.0%	
TOTAL EXPENSES								
	0.00	117,038.00	117,038.00	117,037.80	0.00	0.20		

YEAR-TO-DATE BUDGET REPORT

FOR 2023 06								
10110213 CONSERVATION COMMISSION	ORIGINAL APPROP	TRANS/ADJSMTS	REVISED BUDGET	YTD EXPENDED	ENCUMBRANCES	AVAILABLE BUDGET	% USED	
10110213 CONSERVATION COMMISSION								
10110213 56100	1,150.00	OPERATING EXPENSES 0.00	1,150.00	0.00	0.00	1,150.00	.0%	
10110213 57300	1,500.00	NEW EQUIPMENT 0.00	1,500.00	0.00	0.00	1,500.00	.0%	
10110213 58790	925.00	MISCELLANEOUS EXPENSES 0.00	925.00	0.00	0.00	925.00	.0%	
TOTAL CONSERVATION COMMISSION	3,575.00	0.00	3,575.00	0.00	0.00	3,575.00	.0%	
TOTAL EXPENSES	3,575.00	0.00	3,575.00	0.00	0.00	3,575.00		
10110251 HUMAN RESOURCES STAFF								
10110251 51606	120,405.00	HUMAN RESOURCES DIRECTOR 0.00	120,405.00	56,034.61	0.00	64,370.39	46.5%	
10110251 58110	1,950.00	TRAINING/MTGS/DUES/SUBSCRIP 0.00	1,950.00	810.00	0.00	1,140.00	41.5%	
TOTAL HUMAN RESOURCES STAFF	122,355.00	0.00	122,355.00	56,844.61	0.00	65,510.39	46.5%	
TOTAL EXPENSES	122,355.00	0.00	122,355.00	56,844.61	0.00	65,510.39		
10110253 EMPLOYEE EXPENSES								
10110253 52000	1,052,000.00	HEALTH CARE GEN GOV 0.00	1,052,000.00	474,244.90	0.00	577,755.10	45.1%	
10110253 52100	5,304,000.00	HEALTH CARE BOE 0.00	5,304,000.00	2,183,176.80	0.00	3,120,823.20	41.2%	
10110253 52101	259,750.00	HEALTHCARE WAIVERS 0.00	259,750.00	104,713.85	0.00	155,036.15	40.3%	
10110253 52102	20,000.00	BENEFITS CONSULTANT 0.00	20,000.00	2,500.00	7,500.00	10,000.00	50.0%	
10110253 52105	109,566.00	HEALTHCARE-FIREFIGHTERS 0.00	109,566.00	53,415.83	44,997.25	11,152.92	89.8%	

YEAR-TO-DATE BUDGET REPORT

FOR 2023 06

10110253	EMPLOYEE EXPENSES	ORIGINAL APPROP	TRANS/ADJSMTS	REVISED BUDGET	YTD EXPENDED	ENCUMBRANCES	AVAILABLE BUDGET	% USED
10110253 52106	BOE RETIREE HEALTHCARE	604,000.00	0.00	604,000.00	0.00	0.00	604,000.00	.0%
10110253 52201	HEALTH CARE TEAMSTERS	352,000.00	0.00	352,000.00	150,080.80	201,919.20	0.00	100.0%
10110253 52203	MISC EMPLOYEE EXPENSES	5,000.00	0.00	5,000.00	1,401.12	589.90	3,008.98	39.8%
10110253 52204	PRE-EMPLOYMENT TESTING	4,780.00	0.00	4,780.00	1,548.85	751.15	2,480.00	48.1%
10110253 52205	CONTRACTUAL ALLOWANCES	52,500.00	0.00	52,500.00	39,055.64	0.00	13,444.36	74.4%
10110253 52206	RETIREMENT CASHOUT	75,000.00	0.00	75,000.00	0.00	0.00	75,000.00	.0%
10110253 52207	PAYROLL EXPENSES	10,200.00	0.00	10,200.00	5,964.42	4,235.58	0.00	100.0%
10110253 52300	RETIREMENT	1,163,197.00	0.00	1,163,197.00	0.00	0.00	1,163,197.00	.0%
10110253 52310	DEFINED CONTR PLAN	315,000.00	0.00	315,000.00	170,678.10	1,576.62	142,745.28	54.7%
10110253 52400	SALARY BENEFIT ADJUSTMENT	75,000.00	0.00	75,000.00	37,770.09	510.11	36,719.80	51.0%
10110253 52500	SOCIAL SECURITY	627,544.00	0.00	627,544.00	325,591.38	0.00	301,952.62	51.9%
10110253 52600	UNEMPLOYMENT COMP	7,500.00	0.00	7,500.00	0.00	0.00	7,500.00	.0%
10110253 52900	WORKER'S COMP GEN GOV	136,941.00	0.00	136,941.00	75,813.75	25,273.25	35,854.00	73.8%
10110253 52910	WORKERS COMP BOE	324,438.00	0.00	324,438.00	227,441.25	75,819.75	21,177.00	93.5%
10110253 52915	LIFE/AD&D/DISABILITY INSURANCE	18,831.00	0.00	18,831.00	7,566.05	6,838.47	4,426.48	76.5%
TOTAL EMPLOYEE EXPENSES		10,517,247.00	0.00	10,517,247.00	3,860,962.83	370,011.28	6,286,272.89	40.2%
TOTAL EXPENSES		10,517,247.00	0.00	10,517,247.00	3,860,962.83	370,011.28	6,286,272.89	
10110301 REGISTRARS								
10110301 51700	ADMINISTRATIVE WAGES	39,614.00	0.00	39,614.00	19,644.28	0.00	19,969.72	49.6%
10110301 58110	TRAINING/MTGS/DUES/SUBSCRIP	1,200.00	0.00	1,200.00	0.00	0.00	1,200.00	.0%

Town and Schools of Ledyard



YEAR-TO-DATE BUDGET REPORT

FOR 2023 06							
10110301 REGISTRARS	ORIGINAL APPROP	TRANS/ADJSMTS	REVISED BUDGET	YTD EXPENDED	ENCUMBRANCES	AVAILABLE BUDGET	% USED
TOTAL REGISTRARS	40,814.00	0.00	40,814.00	19,644.28	0.00	21,169.72	48.1%
TOTAL EXPENSES	40,814.00	0.00	40,814.00	19,644.28	0.00	21,169.72	
10110303 ELECTIONS							
10110303 51720	12,500.00	STIPENDS 250.00	12,750.00	12,615.00	0.00	135.00	98.9%
10110303 54310	2,050.00	EQUIPMENT MAINTENANCE 200.00	2,250.00	2,250.00	0.00	0.00	100.0%
10110303 55300	1,400.00	COMMUNICATIONS 0.00	1,400.00	0.00	0.00	1,400.00	.0%
10110303 56900	9,500.00	OTHER SUPPLIES -450.00	9,050.00	7,044.50	79.95	1,925.55	78.7%
TOTAL ELECTIONS	25,450.00	0.00	25,450.00	21,909.50	79.95	3,460.55	86.4%
TOTAL EXPENSES	25,450.00	0.00	25,450.00	21,909.50	79.95	3,460.55	
10110311 TOWN CLERK							
10110311 51600	62,913.00	DEPARTMENT HEAD WAGES 0.00	62,913.00	29,278.74	0.00	33,634.26	46.5%
10110311 51615	44,062.00	ASSISTANT WAGES 0.00	44,062.00	21,085.66	0.00	22,976.34	47.9%
10110311 53600	4,000.00	ACCOUNTING SERVICES/AUDIT 0.00	4,000.00	2,000.00	2,000.00	0.00	100.0%
10110311 56100	29,810.00	OPERATING EXPENSES 0.00	29,810.00	11,298.07	11,765.16	6,746.77	77.4%
10110311 56135	4,275.00	RECORDINGS/LICENSING SUPPLIES 4,477.79	8,752.79	2,754.15	35.43	5,963.21	31.9%
10110311 58110	1,275.00	TRAINING/MTGS/DUES/SUBSCRIP 0.00	1,275.00	475.00	160.76	639.24	49.9%
TOTAL TOWN CLERK	146,335.00	4,477.79	150,812.79	66,891.62	13,961.35	69,959.82	53.6%
TOTAL EXPENSES	146,335.00	4,477.79	150,812.79	66,891.62	13,961.35	69,959.82	

YEAR-TO-DATE BUDGET REPORT

FOR 2023 06								
10112101 FINANCE	ORIGINAL	APPROP	TRANS/ADJSMTS	REVISED BUDGET	YTD EXPENDED	ENCUMBRANCES	AVAILABLE BUDGET	% USED
10112101 FINANCE								
10112101 51600			DEPARTMENT HEAD WAGES					
	104,923.00		0.00	104,923.00	48,829.61	0.00	56,093.39	46.5%
10112101 51603			ASST FINANCE DIR					
	65,185.00		0.00	65,185.00	34,651.17	0.00	30,533.83	53.2%
10112101 51615			ASSISTANT WAGES					
	86,413.00		0.00	86,413.00	38,284.46	0.00	48,128.54	44.3%
10112101 56100			OPERATING EXPENSES					
	2,400.00		0.00	2,400.00	1,216.75	618.89	564.36	76.5%
10112101 56200			HEATING OIL/PROPANE					
	58,685.00		0.00	58,685.00	23,252.02	37,747.98	-2,315.00	103.9%
10112101 56220			ELECTRICITY					
	130,000.00		0.00	130,000.00	51,065.55	39,934.45	39,000.00	70.0%
10112101 58110			TRAINING/MTGS/DUES/SUBSCRIP					
	4,500.00		0.00	4,500.00	65.00	780.00	3,655.00	18.8%
TOTAL FINANCE								
	452,106.00		0.00	452,106.00	197,364.56	79,081.32	175,660.12	61.1%
TOTAL EXPENSES								
	452,106.00		0.00	452,106.00	197,364.56	79,081.32	175,660.12	
10112111 ASSESSOR								
10112111 51610			SUPERVISORS					
	78,090.00		0.00	78,090.00	52,520.46	0.00	25,569.54	67.3%
10112111 51615			ASSISTANT WAGES					
	39,858.00		0.00	39,858.00	18,394.22	0.00	21,463.78	46.1%
10112111 53700			CONTRACT MAINTENANCE/LEASES					
	14,500.00		0.00	14,500.00	14,461.00	0.00	39.00	99.7%
10112111 56100			OPERATING EXPENSES					
	2,000.00		0.00	2,000.00	159.59	0.00	1,840.41	8.0%
10112111 58110			TRAINING/MTGS/DUES/SUBSCRIP					
	3,000.00		0.00	3,000.00	634.37	0.00	2,365.63	21.1%
TOTAL ASSESSOR								
	137,448.00		0.00	137,448.00	86,169.64	0.00	51,278.36	62.7%
TOTAL EXPENSES								
	137,448.00		0.00	137,448.00	86,169.64	0.00	51,278.36	
10112131 TAX COLLECTOR								
10112131 51300			SEASONAL HELP					

YEAR-TO-DATE BUDGET REPORT

FOR 2023 06								
10112131 TAX COLLECTOR	ORIGINAL APPROP	TRANS/ADJSMTS	REVISED BUDGET	YTD EXPENDED	ENCUMBRANCES	AVAILABLE BUDGET	% USED	
10112131 51610	1,600.00	SUPERVISORS 0.00	1,600.00	2,459.63	0.00	-859.63	153.7%	
10112131 51615	63,576.00	ASSISTANT WAGES 0.00	63,576.00	30,280.28	0.00	33,295.72	47.6%	
10112131 53700	40,069.00	CONTRACT MAINTENANCE/LEASES 0.00	40,069.00	18,837.27	0.00	21,231.73	47.0%	
10112131 54421	2,400.00	TAX REFUNDS 0.00	2,400.00	505.00	1,500.00	395.00	83.5%	
10112131 56100	0.00	OPERATING EXPENSES 0.00	0.00	66,303.49	0.00	-66,303.49	100.0%	
10112131 58110	22,000.00	TRAINING/MTGS/DUES/SUBSCRIP 0.00	22,000.00	3,979.95	14,177.99	3,842.06	82.5%	
10112131 58506	2,980.00	TAX UNDERPAYMENT 0.00	2,980.00	110.00	1,120.00	1,750.00	41.3%	
	150.00	0.00	150.00	0.00	150.00	0.00	100.0%	
TOTAL TAX COLLECTOR	132,775.00	0.00	132,775.00	122,475.62	16,947.99	-6,648.61	105.0%	
TOTAL EXPENSES	132,775.00	0.00	132,775.00	122,475.62	16,947.99	-6,648.61		
10112151 MIS								
10112151 51610	78,014.00	SUPERVISORS 0.00	78,014.00	37,321.41	0.00	40,692.59	47.8%	
10112151 51700	44,062.00	ADMINISTRATIVE WAGES 0.00	44,062.00	21,152.88	0.00	22,909.12	48.0%	
10112151 53655	16,228.00	VIDEO STREAMING 0.00	16,228.00	15,952.00	0.00	276.00	98.3%	
10112151 53657	6,853.00	WEBSITE UPGRADE/SUPPORT 0.00	6,853.00	6,853.00	0.00	0.00	100.0%	
10112151 53690	113,621.00	SOFTWARE SUPPORT & MAINT 0.00	113,621.00	96,739.42	8.58	16,873.00	85.1%	
10112151 53695	22,000.00	FINANCIAL SOFTWARE HOSTING 0.00	22,000.00	21,525.00	0.00	475.00	97.8%	
10112151 53696	10,500.00	LAND USE SOFTWARE LICENSING 0.00	10,500.00	10,500.00	0.00	0.00	100.0%	
10112151 54300	5,000.00	REPAIRS & MAINTENANCE 0.00	5,000.00	600.00	0.00	4,400.00	12.0%	
10112151 55330	12,834.00	TELEPHONE & FAX SERVICE 0.00	12,834.00	4,323.18	6,958.82	1,552.00	87.9%	
10112151 55340	7,500.00	INTERNET SERVICE 0.00	7,500.00	2,058.00	4,842.00	600.00	92.0%	

YEAR-TO-DATE BUDGET REPORT

FOR 2023 06									
10112151 MIS	ORIGINAL	APPROP	TRANS/ADJSMTS	REVISED	BUDGET	YTD EXPENDED	ENCUMBRANCES	AVAILABLE BUDGET	% USED
10112151 56900	6,000.00		OTHER SUPPLIES	0.00	6,000.00	4,531.06	0.07	1,468.87	75.5%
10112151 57400	4,000.00		COMPUTER EQUIPMENT	0.00	4,000.00	2,677.19	25.98	1,296.83	67.6%
10112151 57410	10,091.00		COMPUTER SOFTWARE	0.00	10,091.00	6,792.55	2,079.20	1,219.25	87.9%
10112151 58110	1,010.00		TRAINING/MTGS/DUES/SUBSCRIP	0.00	1,010.00	0.00	0.00	1,010.00	.0%
TOTAL MIS	337,713.00			0.00	337,713.00	231,025.69	13,914.65	92,772.66	72.5%
	337,713.00		TOTAL EXPENSES	0.00	337,713.00	231,025.69	13,914.65	92,772.66	
10114301 LAND USE									
10114301 51600	92,052.00		DEPARTMENT HEAD WAGES	0.00	92,052.00	44,523.95	0.00	47,528.05	48.4%
10114301 51610	122,921.00		SUPERVISORS	0.00	122,921.00	49,560.93	66,608.31	6,751.76	94.5%
10114301 51615	82,737.00		ASSISTANT WAGES	0.00	82,737.00	28,231.17	0.00	54,505.83	34.1%
10114301 51800	400.00		PART-TIME WAGES	0.00	400.00	307.50	0.00	92.50	76.9%
10114301 56100	6,600.00		OPERATING EXPENSES	0.00	6,600.00	1,568.59	2,220.55	2,810.86	57.4%
10114301 58110	3,000.00		TRAINING/MTGS/DUES/SUBSCRIP	0.00	3,000.00	243.05	41.95	2,715.00	9.5%
TOTAL LAND USE	307,710.00			0.00	307,710.00	124,435.19	68,870.81	114,404.00	62.8%
	307,710.00		TOTAL EXPENSES	0.00	307,710.00	124,435.19	68,870.81	114,404.00	
10114303 PLANNING COMMISSION									
10114303 53400	2,000.00		OTHER PROFESS/TECH SERVICES	0.00	2,000.00	0.00	0.00	2,000.00	.0%
10114303 56100	1,000.00		OPERATING EXPENSES	0.00	1,000.00	0.00	0.00	1,000.00	.0%

Town and Schools of Ledyard



YEAR-TO-DATE BUDGET REPORT

FOR 2023 06							
10114303 PLANNING COMMISSION	ORIGINAL APPROP	TRANS/ADJSMTS	REVISED BUDGET	YTD EXPENDED	ENCUMBRANCES	AVAILABLE BUDGET	% USED
TOTAL PLANNING COMMISSION	3,000.00	0.00	3,000.00	0.00	0.00	3,000.00	.0%
TOTAL EXPENSES	3,000.00	0.00	3,000.00	0.00	0.00	3,000.00	
10114305 EDC							
10114305 56100	OPERATING EXPENSES	1,000.00	0.00	1,000.00	0.00	1,000.00	.0%
10114305 58100	DUES & FEES	5,850.00	0.00	5,850.00	5,694.55	155.45	97.3%
TOTAL EDC		6,850.00	0.00	6,850.00	5,694.55	1,155.45	83.1%
TOTAL EXPENSES		6,850.00	0.00	6,850.00	5,694.55	1,155.45	
10114501 IWWC							
10114501 56100	OPERATING EXPENSES	500.00	0.00	500.00	65.00	435.00	13.0%
TOTAL IWWC		500.00	0.00	500.00	65.00	435.00	13.0%
TOTAL EXPENSES		500.00	0.00	500.00	65.00	435.00	
10114507 ZONING BOARD OF APPEALS							
10114507 56100	OPERATING EXPENSES	500.00	0.00	500.00	0.00	500.00	.0%
TOTAL ZONING BOARD OF APPEALS		500.00	0.00	500.00	0.00	500.00	.0%
TOTAL EXPENSES		500.00	0.00	500.00	0.00	500.00	
10120101 POLICE							
10120101 51130	OVERTIME						

YEAR-TO-DATE BUDGET REPORT

FOR 2023 06									
10120101 POLICE	ORIGINAL	APPROP	TRANS/ADJSMTS	REVISED	BUDGET	YTD EXPENDED	ENCUMBRANCES	AVAILABLE BUDGET	% USED
10120101 51608	362,250.00		0.00	362,250.00		208,814.78	0.00	153,435.22	57.6%
			DEPARTMENT HEAD - CHIEF						
10120101 51609	131,087.00		0.00	131,087.00		61,518.28	0.00	69,568.72	46.9%
			CAPTAIN						
10120101 51630	97,375.00		10,517.00	107,892.00		82,810.54	0.00	25,081.46	76.8%
			PUBLIC SAFETY EMPLOYEES						
10120101 51700	1,596,502.00		0.00	1,596,502.00		753,600.57	0.00	842,901.43	47.2%
			ADMINISTRATIVE WAGES						
10120101 51715	47,403.00		0.00	47,403.00		22,129.76	0.00	25,273.24	46.7%
			HOLIDAY PAY						
10120101 51716	60,000.00		0.00	60,000.00		29,842.66	0.00	30,157.34	49.7%
			DUI GRANT PAYROLL						
10120101 51717	6,000.00		0.00	6,000.00		201.94	0.00	5,798.06	3.4%
			OT OUTSIDE ASSIGNMENTS						
10120101 51720	50,000.00		0.00	50,000.00		86,736.55	0.00	-36,736.55	173.5%
			STIPEND-MEALS AND UNIFORMS						
10120101 51730	10,800.00		0.00	10,800.00		4,389.00	0.00	6,411.00	40.6%
			DEGREE INCENTIVE						
10120101 51900	9,800.00		0.00	9,800.00		1,250.00	0.00	8,550.00	12.8%
			COMP-TIME LIABILITY						
10120101 53645	11,500.00		0.00	11,500.00		6,828.27	0.00	4,671.73	59.4%
			TRAINING SALARY						
10120101 53646	48,000.00		0.00	48,000.00		25,233.46	0.00	22,766.54	52.6%
			TRAINING SUPPORT						
10120101 53700	24,908.00		0.00	24,908.00		21,060.26	960.65	2,887.09	88.4%
			CONTRACT MAINTENANCE/LEASES						
10120101 54226	29,283.00		0.00	29,283.00		14,109.00	9,835.78	5,338.22	81.8%
			PRISONER EXPENSES						
10120101 54300	4,050.00		0.00	4,050.00		2,166.86	101.12	1,782.02	56.0%
			REPAIRS & MAINTENANCE						
10120101 54310	9,500.00		0.00	9,500.00		3,282.44	601.38	5,616.18	40.9%
			EQUIPMENT MAINTENANCE						
10120101 55330	30,000.00		0.00	30,000.00		13,014.47	3,978.18	13,007.35	56.6%
			TELEPHONE & FAX SERVICE						
10120101 55335	2,750.00		0.00	2,750.00		1,469.71	1,280.29	0.00	100.0%
			MOBILE DATA SERVICE						
10120101 56100	11,972.00		0.00	11,972.00		3,811.80	6,188.20	1,972.00	83.5%
			OPERATING EXPENSES						
10120101 56205	18,000.00		0.00	18,000.00		9,825.53	2,750.75	5,423.72	69.9%
			WATER						
10120101 56260	3,000.00		0.00	3,000.00		1,231.30	68.70	1,700.00	43.3%
			DIESEL/GASOLINE						
10120101 56730	66,550.00		0.00	66,550.00		29,509.31	0.00	37,040.69	44.3%
			UNIFORMS						
	38,000.00		0.00	38,000.00		20,902.92	5,965.58	11,131.50	70.7%

YEAR-TO-DATE BUDGET REPORT

FOR 2023 06										
10120101 POLICE	ORIGINAL	APPROP	TRANS/ADJSMTS	REVISED	BUDGET	YTD EXPENDED	ENCUMBRANCES	AVAILABLE	BUDGET	% USED
10120101 56900	18,700.00		OTHER SUPPLIES	0.00	18,700.00	5,209.74	0.00	13,490.26		27.9%
10120101 57300	2,400.00		NEW EQUIPMENT	0.00	2,400.00	0.00	0.00	2,400.00		.0%
10120101 58110	3,000.00		TRAINING/MTGS/DUES/SUBSCRIP	0.00	3,000.00	425.00	165.00	2,410.00		19.7%
TOTAL POLICE	2,692,830.00			10,517.00	2,703,347.00	1,409,374.15	31,895.63	1,262,077.22		53.3%
	2,692,830.00		TOTAL EXPENSES	10,517.00	2,703,347.00	1,409,374.15	31,895.63	1,262,077.22		
10120103 DISPATCH										
10120103 51130	55,000.00		OVERTIME	0.00	55,000.00	67,251.36	0.00	-12,251.36		122.3%
10120103 51299	20,000.00		PER DIEM WAGES	0.00	20,000.00	3,171.24	0.00	16,828.76		15.9%
10120103 51630	416,407.00		PUBLIC SAFETY EMPLOYEES	0.00	416,407.00	220,081.83	0.00	196,325.17		52.9%
10120103 51715	8,000.00		HOLIDAY PAY	0.00	8,000.00	11,436.77	0.00	-3,436.77		143.0%
10120103 51720	1,455.00		MEAL STIPENDS	0.00	1,455.00	705.00	0.00	750.00		48.5%
10120103 53700	39,053.00		CONTRACT MAINTENANCE/LEASES	0.00	39,053.00	34,795.31	4,079.55	178.14		99.5%
10120103 55330	12,050.00		TELEPHONE & FAX SERVICE	0.00	12,050.00	5,500.79	5,499.21	1,050.00		91.3%
10120103 56100	5,000.00		OPERATING EXPENSES	0.00	5,000.00	1,445.13	354.87	3,200.00		36.0%
10120103 56730	5,020.00		UNIFORMS	0.00	5,020.00	977.00	1,160.00	2,883.00		42.6%
10120103 58110	3,000.00		TRAINING/MTGS/DUES/SUBSCRIP	0.00	3,000.00	1,267.00	426.00	1,307.00		56.4%
TOTAL DISPATCH	564,985.00			0.00	564,985.00	346,631.43	11,519.63	206,833.94		63.4%
	564,985.00		TOTAL EXPENSES	0.00	564,985.00	346,631.43	11,519.63	206,833.94		
10120105 ANIMAL CONTROL										
10120105 51130	2,000.00		OVERTIME	0.00	2,000.00	0.00	0.00	2,000.00		.0%

YEAR-TO-DATE BUDGET REPORT

FOR 2023 06								
10120105 ANIMAL CONTROL	ORIGINAL APPROP	TRANS/ADJSMTS	REVISED BUDGET	YTD EXPENDED	ENCUMBRANCES	AVAILABLE BUDGET	% USED	
10120105 51205	49,285.00	ANIMAL CONTROL OFFICER 0.00	49,285.00	11,389.47	0.00	37,895.53	23.1%	
10120105 51800	14,950.00	PART-TIME WAGES 0.00	14,950.00	21,220.00	0.00	-6,270.00	141.9%	
10120105 53310	2,500.00	VETERINARIAN 0.00	2,500.00	563.74	36.26	1,900.00	24.0%	
10120105 53645	400.00	TRAINING 0.00	400.00	35.00	0.00	365.00	8.8%	
10120105 56100	7,200.00	OPERATING EXPENSES 500.00	7,700.00	4,296.29	3,146.47	257.24	96.7%	
10120105 57305	1,000.00	ACO EQUIPMENT -500.00	500.00	322.60	0.00	177.40	64.5%	
10120105 58000	1,500.00	SPAY/NEUTER PROGRAM 0.00	1,500.00	0.00	0.00	1,500.00	.0%	
10120105 58790	0.00	MISCELLANEOUS EXPENSES 0.00	0.00	4,831.25	0.00	-4,831.25	100.0%	
TOTAL ANIMAL CONTROL								
	78,835.00	0.00	78,835.00	42,658.35	3,182.73	32,993.92	58.1%	
TOTAL EXPENSES								
	78,835.00	0.00	78,835.00	42,658.35	3,182.73	32,993.92		
10120301 FIRE MARSHALL								
10120301 51130	100.00	OVERTIME 0.00	100.00	0.00	0.00	100.00	.0%	
10120301 51630	75,468.00	PUBLIC SAFETY EMPLOYEES 0.00	75,468.00	35,750.82	0.00	39,717.18	47.4%	
10120301 55330	3,700.00	TELEPHONE & FAX SERVICE 1,000.00	4,700.00	1,073.66	1,926.34	1,700.00	63.8%	
10120301 56100	8,000.00	OPERATING EXPENSES 0.00	8,000.00	1,336.75	448.82	6,214.43	22.3%	
10120301 56450	0.00	CODE AND REFERENCE BOOKS 3,000.00	3,000.00	0.00	0.00	3,000.00	.0%	
10120301 56730	850.00	UNIFORMS 0.00	850.00	484.00	0.00	366.00	56.9%	
10120301 58110	2,400.00	TRAINING/MTGS/DUES/SUBSCRIP 0.00	2,400.00	223.65	251.35	1,925.00	19.8%	
TOTAL FIRE MARSHALL								
	90,518.00	4,000.00	94,518.00	38,868.88	2,626.51	53,022.61	43.9%	
TOTAL EXPENSES								
	90,518.00	4,000.00	94,518.00	38,868.88	2,626.51	53,022.61		

Town and Schools of Ledyard



YEAR-TO-DATE BUDGET REPORT

FOR 2023 06								
10120401 ADMIN EMERGENCY SERV	ORIGINAL APPROP	TRANS/ADJSMTS	REVISED BUDGET	YTD EXPENDED	ENCUMBRANCES	AVAILABLE BUDGET	% USED	
10120401 ADMIN EMERGENCY SERV								
10120401 51130	10,000.00	OVERTIME 0.00	10,000.00	169.58	0.00	9,830.42	1.7%	
10120401 51600	19,988.00	DEPARTMENT HEAD WAGES 0.00	19,988.00	9,869.01	0.00	10,118.99	49.4%	
10120401 51630	300,460.00	PUBLIC SAFETY EMPLOYEES 0.00	300,460.00	149,592.37	0.00	150,867.63	49.8%	
10120401 56100	36,400.00	OPERATING EXPENSES 0.00	36,400.00	1,390.82	14,559.18	20,450.00	43.8%	
10120401 57307	75,000.00	THIRD PARTY AMBULANCE SERVICE 0.00	75,000.00	75,000.00	0.00	0.00	100.0%	
TOTAL ADMIN EMERGENCY SERV								
	441,848.00	0.00	441,848.00	236,021.78	14,559.18	191,267.04	56.7%	
TOTAL EXPENSES								
	441,848.00	0.00	441,848.00	236,021.78	14,559.18	191,267.04		
10120501 LEDYARD FIRE COMPANY								
10120501 51720	5,000.00	INCENTIVE 0.00	5,000.00	2,500.00	2,500.00	0.00	100.0%	
10120501 53645	13,230.00	TRAINING 0.00	13,230.00	5,808.00	775.00	6,647.00	49.8%	
10120501 53685	1,400.00	FIRE HOSE TESTING 0.00	1,400.00	0.00	0.00	1,400.00	.0%	
10120501 54300	34,000.00	REPAIRS & MAINTENANCE 0.00	34,000.00	14,353.33	3,080.60	16,566.07	51.3%	
10120501 55320	2,000.00	CELL PHONE SERVICE 0.00	2,000.00	0.00	0.00	2,000.00	.0%	
10120501 56100	15,000.00	OPERATING EXPENSES 0.00	15,000.00	4,547.94	2,145.11	8,306.95	44.6%	
10120501 56730	12,000.00	UNIFORMS 0.00	12,000.00	4,351.10	549.02	7,099.88	40.8%	
10120501 57017	5,000.00	FIRE POLICE 0.00	5,000.00	0.00	220.00	4,780.00	4.4%	
10120501 57300	10,000.00	NEW EQUIPMENT 0.00	10,000.00	847.04	1,152.03	8,000.93	20.0%	
10120501 58790	28,500.00	INCENTIVE 0.00	28,500.00	28,500.00	0.00	0.00	100.0%	

Town and Schools of Ledyard

YEAR-TO-DATE BUDGET REPORT

FOR 2023 06							
10120501 LEDYARD FIRE COMPANY	ORIGINAL APPROP	TRANS/ADJSMTS	REVISED BUDGET	YTD EXPENDED	ENCUMBRANCES	AVAILABLE BUDGET	% USED
TOTAL LEDYARD FIRE COMPANY	126,130.00	0.00	126,130.00	60,907.41	10,421.76	54,800.83	56.6%
TOTAL EXPENSES	126,130.00	0.00	126,130.00	60,907.41	10,421.76	54,800.83	
10120551 GALES FERRY FIRE COMPANY							
10120551 51720	4,500.00	0.00	4,500.00	2,250.00	2,250.00	0.00	100.0%
10120551 53645	16,500.00	0.00	16,500.00	4,132.53	5,867.47	6,500.00	60.6%
10120551 53685	1,000.00	0.00	1,000.00	0.00	0.00	1,000.00	.0%
10120551 55330	2,400.00	0.00	2,400.00	446.40	1,353.60	600.00	75.0%
10120551 55555	500.00	0.00	500.00	0.00	0.00	500.00	.0%
10120551 56100	31,600.00	0.00	31,600.00	11,083.12	9,366.88	11,150.00	64.7%
10120551 56106	59,874.00	0.00	59,874.00	44,905.50	14,968.50	0.00	100.0%
10120551 56700	37,000.00	0.00	37,000.00	18,931.31	3,868.69	14,200.00	61.6%
10120551 56730	13,000.00	0.00	13,000.00	1,177.00	2,323.00	9,500.00	26.9%
10120551 57017	3,000.00	0.00	3,000.00	480.00	320.00	2,200.00	26.7%
10120551 57300	6,000.00	0.00	6,000.00	0.00	1,000.00	5,000.00	16.7%
10120551 58790	28,500.00	0.00	28,500.00	0.00	0.00	28,500.00	.0%
TOTAL GALES FERRY FIRE COMPANY	203,874.00	0.00	203,874.00	83,405.86	41,318.14	79,150.00	61.2%
TOTAL EXPENSES	203,874.00	0.00	203,874.00	83,405.86	41,318.14	79,150.00	
10120701 EMERGENCY MANAGEMENT							
10120701 51630	15,990.00	0.00	15,990.00	6,630.00	0.00	9,360.00	41.5%

Town and Schools of Ledyard

YEAR-TO-DATE BUDGET REPORT

FOR 2023 06								
10120701	EMERGENCY MANAGEMENT	ORIGINAL APPROP	TRANS/ADJSMTS	REVISED BUDGET	YTD EXPENDED	ENCUMBRANCES	AVAILABLE BUDGET	% USED
10120701	56100	4,850.00	0.00	4,850.00	208.05	3.01	4,638.94	4.4%
	OPERATING EXPENSES							
	TOTAL EMERGENCY MANAGEMENT	20,840.00	0.00	20,840.00	6,838.05	3.01	13,998.94	32.8%
	TOTAL EXPENSES	20,840.00	0.00	20,840.00	6,838.05	3.01	13,998.94	
10130101 PUBLIC HEALTH NURSING								
10130101	51600	94,546.00	0.00	94,546.00	44,000.26	0.00	50,545.74	46.5%
	DEPARTMENT HEAD WAGES							
10130101	51610	70,160.00	0.00	70,160.00	39,049.67	0.00	31,110.33	55.7%
	SUPERVISORS							
10130101	51615	98,720.00	0.00	98,720.00	49,598.55	0.00	49,121.45	50.2%
	ASSISTANT WAGES							
10130101	51645	214,903.00	0.00	214,903.00	94,174.51	0.00	120,728.49	43.8%
	NURSES SALARY							
10130101	51646	32,000.00	0.00	32,000.00	9,958.60	0.00	22,041.40	31.1%
	NURSE AIDES							
10130101	51710	63,850.00	0.00	63,850.00	3,389.60	0.00	60,460.40	5.3%
	PER DIEM NURSES							
10130101	51720	10,000.00	0.00	10,000.00	4,840.00	0.00	5,160.00	48.4%
	STIPENDS							
10130101	52610	1,620.00	0.00	1,620.00	960.00	0.00	660.00	59.3%
	CLOTHING ALLOWANCE							
10130101	53300	135,000.00	0.00	135,000.00	37,556.63	63,323.37	34,120.00	74.7%
	PROFESSIONAL/TECH SERVICES							
10130101	53400	3,210.00	0.00	3,210.00	500.00	0.00	2,710.00	15.6%
	OTHER PROFESS/TECH SERVICES							
10130101	53600	3,000.00	0.00	3,000.00	2,375.00	0.00	625.00	79.2%
	ACCOUNTING SERVICES/AUDIT							
10130101	53635	2,500.00	0.00	2,500.00	900.00	900.00	700.00	72.0%
	PATIENT SATISFACTION SURVEY							
10130101	53636	13,920.00	0.00	13,920.00	4,350.00	4,650.00	4,920.00	64.7%
	ICD CODING							
10130101	53700	12,143.00	0.00	12,143.00	4,934.00	6,066.00	1,143.00	90.6%
	CONTRACT MAINTENANCE/LEASES							
10130101	54300	34,455.00	0.00	34,455.00	12,630.00	12,630.00	9,195.00	73.3%
	REPAIRS & MAINTENANCE							
10130101	56100	11,174.00	0.00	11,174.00	3,057.65	2,482.35	5,634.00	49.6%
	OPERATING EXPENSES							

YEAR-TO-DATE BUDGET REPORT

FOR 2023 06								
10130101 PUBLIC HEALTH NURSING	ORIGINAL APPROP	TRANS/ADJSMTS	REVISED BUDGET	YTD EXPENDED	ENCUMBRANCES	AVAILABLE BUDGET	% USED	
10130101 56900	13,000.00	0.00	13,000.00	1,997.42	9,283.58	1,719.00	86.8%	
							OTHER SUPPLIES	
10130101 58110	7,040.00	0.00	7,040.00	4,033.82	1,290.00	1,716.18	75.6%	
							TRAINING/MTGS/DUES/SUBSCRIP	
10130101 58300	16,000.00	0.00	16,000.00	3,317.56	4,026.82	8,655.62	45.9%	
							EMPLOYEE REIMBURSEMENT	
10130101 58775	3,650.00	0.00	3,650.00	295.00	2,625.32	729.68	80.0%	
							COMMUNITY HEALTH PROGRAM	
10130101 58790	1,750.00	0.00	1,750.00	1,148.29	0.00	601.71	65.6%	
							MISCELLANEOUS EXPENSES	
TOTAL PUBLIC HEALTH NURSING	842,641.00	0.00	842,641.00	323,066.56	107,277.44	412,297.00	51.1%	
							TOTAL EXPENSES	
	842,641.00	0.00	842,641.00	323,066.56	107,277.44	412,297.00		
10130103 SCHOOL NURSING								
10130103 51645	264,645.00	0.00	264,645.00	100,018.86	0.00	164,626.14	37.8%	
							NURSES SALARY	
10130103 51646	45,356.00	0.00	45,356.00	23,221.90	0.00	22,134.10	51.2%	
							NURSE AIDES	
10130103 51710	36,100.00	0.00	36,100.00	6,729.95	0.00	29,370.05	18.6%	
							OTHER WAGES	
10130103 52610	1,500.00	0.00	1,500.00	0.00	0.00	1,500.00	.0%	
							CLOTHING ALLOWANCE	
10130103 56100	940.00	0.00	940.00	0.00	0.00	940.00	.0%	
							OPERATING EXPENSES	
10130103 58110	2,205.00	0.00	2,205.00	178.68	68.00	1,958.32	11.2%	
							TRAINING/MTGS/DUES/SUBSCRIP	
TOTAL SCHOOL NURSING	350,746.00	0.00	350,746.00	130,149.39	68.00	220,528.61	37.1%	
							TOTAL EXPENSES	
	350,746.00	0.00	350,746.00	130,149.39	68.00	220,528.61		
10130301 SOCIAL SERVICES								
10130301 51610	87,297.00	0.00	87,297.00	41,734.65	0.00	45,562.35	47.8%	
							SUPERVISORS	

YEAR-TO-DATE BUDGET REPORT

FOR 2023 06								
10130301 SOCIAL SERVICES	ORIGINAL APPROP	TRANS/ADJSMTS	REVISED BUDGET	YTD EXPENDED	ENCUMBRANCES	AVAILABLE BUDGET	% USED	
10130301 51700	4,400.00	COUNSELOR 0.00	4,400.00	0.00	77.25	4,322.75	1.8%	
10130301 54401	3,500.00	FOOD PANTRY EXPENSES 0.00	3,500.00	0.00	0.00	3,500.00	.0%	
10130301 56100	4,622.00	OPERATING EXPENSES 0.00	4,622.00	2,360.59	992.91	1,268.50	72.6%	
TOTAL SOCIAL SERVICES	99,819.00	0.00	99,819.00	44,095.24	1,070.16	54,653.60	45.2%	
TOTAL EXPENSES	99,819.00	0.00	99,819.00	44,095.24	1,070.16	54,653.60		
10130501 SENIOR CENTER								
10130501 51615	36,291.00	ASSISTANT WAGES 0.00	36,291.00	16,598.89	0.00	19,692.11	45.7%	
10130501 51700	18,656.00	ADMINISTRATIVE WAGES 0.00	18,656.00	4,388.30	0.00	14,267.70	23.5%	
10130501 51800	20,000.00	VAN DRIVER WAGES 0.00	20,000.00	10,722.45	0.00	9,277.55	53.6%	
10130501 53658	3,600.00	REGIONAL SENIOR WEBSITE 0.00	3,600.00	3,600.00	0.00	0.00	100.0%	
10130501 53700	3,765.00	CONTRACT MAINTENANCE/LEASES 0.00	3,765.00	1,623.78	2,105.22	36.00	99.0%	
10130501 54310	1,500.00	EQUIPMENT MAINTENANCE 450.00	1,950.00	1,880.81	47.55	21.64	98.9%	
10130501 56100	3,370.00	OPERATING EXPENSES -450.00	2,920.00	479.14	1,872.86	568.00	80.5%	
10130501 58775	10,000.00	COMMUNITY HEALTH PROGRAM 0.00	10,000.00	6,086.00	411.00	3,503.00	65.0%	
TOTAL SENIOR CENTER	97,182.00	0.00	97,182.00	45,379.37	4,436.63	47,366.00	51.3%	
TOTAL EXPENSES	97,182.00	0.00	97,182.00	45,379.37	4,436.63	47,366.00		
10140101 ADMINISTRATION								
10140101 51600	125,195.00	DEPARTMENT HEAD WAGES 0.00	125,195.00	58,263.98	0.00	66,931.02	46.5%	

YEAR-TO-DATE BUDGET REPORT

FOR 2023 06								
10140101 ADMINISTRATION	ORIGINAL APPROP	TRANS/ADJSMTS	REVISED BUDGET	YTD EXPENDED	ENCUMBRANCES	AVAILABLE BUDGET	% USED	
10140101 53300	70,000.00	PROFESSIONAL/TECH SERVICES 0.00	70,000.00	20,758.08	48,091.92	1,150.00	98.4%	
10140101 58110	3,675.00	TRAINING/MTGS/DUES/SUBSCRIP 0.00	3,675.00	520.00	2,277.50	877.50	76.1%	
TOTAL ADMINISTRATION	198,870.00	0.00	198,870.00	79,542.06	50,369.42	68,958.52	65.3%	
TOTAL EXPENSES	198,870.00	0.00	198,870.00	79,542.06	50,369.42	68,958.52		
10140103 HIGHWAY								
10140103 51130	12,500.00	OVERTIME 0.00	12,500.00	5,889.82	0.00	6,610.18	47.1%	
10140103 51301	15,000.00	SEASONAL HELP SUMMER 0.00	15,000.00	5,586.00	0.00	9,414.00	37.2%	
10140103 51610	87,665.00	SUPERVISORS 0.00	87,665.00	41,686.12	0.00	45,978.88	47.6%	
10140103 51620	827,966.00	PUBLIC WORKS EMPLOYEES 0.00	827,966.00	363,912.28	0.00	464,053.72	44.0%	
10140103 51710	7,500.00	POSITION UPGRADE PAY 0.00	7,500.00	2,898.81	0.00	4,601.19	38.7%	
10140103 51805	5,000.00	PT SNOWPLOW DRIVERS 0.00	5,000.00	0.00	0.00	5,000.00	.0%	
10140103 51815	95,000.00	OVERTIME SNOW PLOWING 0.00	95,000.00	8,413.31	0.00	86,586.69	8.9%	
10140103 53645	1,800.00	TRAINING 0.00	1,800.00	545.00	500.00	755.00	58.1%	
10140103 53700	3,000.00	CONTRACT MAINTENANCE/LEASES 0.00	3,000.00	0.00	2,000.00	1,000.00	66.7%	
10140103 55300	5,000.00	TELEPHONE/CABLE 0.00	5,000.00	1,408.30	2,891.70	700.00	86.0%	
10140103 56260	40,000.00	GASOLINE/OIL 0.00	40,000.00	1,934.98	25,465.02	12,600.00	68.5%	
10140103 56265	60,000.00	DIESEL FUEL 0.00	60,000.00	13,508.39	36,491.61	10,000.00	83.3%	
10140103 56730	13,000.00	UNIFORMS 0.00	13,000.00	6,430.89	5,815.10	754.01	94.2%	
10140103 56900	2,300.00	OTHER SUPPLIES 0.00	2,300.00	1,164.18	1,585.82	-450.00	119.6%	
10140103 57300	1,500.00	NEW EQUIPMENT 0.00	1,500.00	743.03	706.97	50.00	96.7%	

YEAR-TO-DATE BUDGET REPORT

FOR 2023 06									
10140103 HIGHWAY	ORIGINAL	APPROP	TRANS/ADJSMTS	REVISED	BUDGET	YTD EXPENDED	ENCUMBRANCES	AVAILABLE BUDGET	% USED
10140103 58300		5,500.00	EMPLOYEE REIMBURSEMENT 0.00	5,500.00		402.50	0.00	5,097.50	7.3%
TOTAL HIGHWAY		1,182,731.00	0.00	1,182,731.00		454,523.61	75,456.22	652,751.17	44.8%
		1,182,731.00	TOTAL EXPENSES 0.00	1,182,731.00		454,523.61	75,456.22	652,751.17	
10140105 VEHICLE MAINTENANCE									
10140105 51620		126,589.00	PUBLIC WORKS EMPLOYEES 0.00	126,589.00		58,947.30	0.00	67,641.70	46.6%
10140105 56100		2,100.00	OPERATING EXPENSES 0.00	2,100.00		1,105.44	844.56	150.00	92.9%
10140105 56300		5,500.00	SNOW PLOW BLADES 0.00	5,500.00		3,250.00	250.00	2,000.00	63.6%
10140105 56700		135,000.00	VEHICLE/EQUIP PARTS -500.00	134,500.00		65,779.41	31,720.59	37,000.00	72.5%
10140105 56705		1,000.00	OXYGEN & WELDING 500.00	1,500.00		1,046.48	453.52	0.00	100.0%
10140105 56715		10,000.00	TIRES 0.00	10,000.00		14,780.38	219.62	-5,000.00	150.0%
TOTAL VEHICLE MAINTENANCE		280,189.00	0.00	280,189.00		144,909.01	33,488.29	101,791.70	63.7%
		280,189.00	TOTAL EXPENSES 0.00	280,189.00		144,909.01	33,488.29	101,791.70	
10140107 ROAD UPKEEP									
10140107 56301		125,000.00	SALT AND SAND 0.00	125,000.00		0.00	95,580.00	29,420.00	76.5%
10140107 56302		300.00	SNOW DAMAGE 0.00	300.00		8.54	191.46	100.00	66.7%
10140107 56303		5,000.00	BITUMINOUS CONCRETE 0.00	5,000.00		4,569.60	430.40	0.00	100.0%
10140107 56304		4,000.00	STREETS SIGNS & MARKINGS 0.00	4,000.00		1,496.92	853.08	1,650.00	58.8%
10140107 56305		3,000.00	GUIDE RAILS 62.50	3,062.50		3,062.50	0.00	0.00	100.0%

Town and Schools of Ledyard

YEAR-TO-DATE BUDGET REPORT

FOR 2023 06								
10140107 ROAD UPKEEP	ORIGINAL APPROP	TRANS/ADJSMTS	REVISED BUDGET	YTD EXPENDED	ENCUMBRANCES	AVAILABLE BUDGET	% USED	
10140107 56306	4,000.00	TREE REMOVAL 25,000.00	29,000.00	760.00	21,240.00	7,000.00	75.9%	
10140107 56307	3,000.00	GRAVEL 0.00	3,000.00	2,814.24	185.76	0.00	100.0%	
10140107 56308	3,000.00	DRAINAGE IMPROVEMENT 0.00	3,000.00	2,391.36	708.64	-100.00	103.3%	
10140107 56312	1,500.00	STREETLIGHT MAINTENANCE -62.50	1,437.50	247.50	502.50	687.50	52.2%	
10140107 57301	2,000.00	EQUIPMENT RENTAL 0.00	2,000.00	73.45	1,648.76	277.79	86.1%	
TOTAL ROAD UPKEEP	150,800.00	25,000.00	175,800.00	15,424.11	121,340.60	39,035.29	77.8%	
TOTAL EXPENSES	150,800.00	25,000.00	175,800.00	15,424.11	121,340.60	39,035.29		
10140111 PROPERTY MAINTENANCE								
10140111 58200	15,000.00	TOWN HALL AND ANNEX 0.00	15,000.00	6,447.63	3,524.37	5,028.00	66.5%	
10140111 58210	26,000.00	PW FACILITIES 0.00	26,000.00	12,313.50	10,003.34	3,683.16	85.8%	
10140111 58220	15,000.00	POLICE STATION 0.00	15,000.00	5,672.26	5,303.74	4,024.00	73.2%	
10140111 58225	10,000.00	EMERGENCY SERVICES BUILDING 0.00	10,000.00	3,722.42	3,695.58	2,582.00	74.2%	
10140111 58230	6,500.00	LIBRARY FAC 0.00	6,500.00	4,261.55	3,573.45	-1,335.00	120.5%	
10140111 58235	8,000.00	SENIOR CENTER FACILITY 0.00	8,000.00	2,890.85	1,204.15	3,905.00	51.2%	
10140111 58236	5,000.00	TOWN GREEN 0.00	5,000.00	2,565.49	2,012.13	422.38	91.6%	
TOTAL PROPERTY MAINTENANCE	85,500.00	0.00	85,500.00	37,873.70	29,316.76	18,309.54	78.6%	
TOTAL EXPENSES	85,500.00	0.00	85,500.00	37,873.70	29,316.76	18,309.54		
10140113 SANITATION								
10140113 51620	2,000.00	PUBLIC WORKS EMPLOYEES 0.00	2,000.00	373.97	0.00	1,626.03	18.7%	

YEAR-TO-DATE BUDGET REPORT

FOR 2023 06									
10140113 SANITATION									
	ORIGINAL APPROP	TRANS/ADJSMTS	REVISED BUDGET	YTD EXPENDED	ENCUMBRANCES	AVAILABLE BUDGET	% USED		
10140113 54210		DISPOSAL SERVICE							
	616,803.00	0.00	616,803.00	303,401.52	305,598.48	7,803.00	98.7%		
10140113 54224		TIPPING FEES							
	400,000.00	0.00	400,000.00	149,581.31	236,418.69	14,000.00	96.5%		
10140113 56100		OPERATING EXPENSES							
	5,000.00	0.00	5,000.00	2,963.60	1,936.40	100.00	98.0%		
10140113 58790		MISCELLANEOUS EXPENSES							
	75,000.00	0.00	75,000.00	28,914.00	36,086.00	10,000.00	86.7%		
TOTAL SANITATION									
	1,098,803.00	0.00	1,098,803.00	485,234.40	580,039.57	33,529.03	96.9%		
TOTAL EXPENSES									
	1,098,803.00	0.00	1,098,803.00	485,234.40	580,039.57	33,529.03			
10150101 LIBRARY									
10150101 51160		CUSTODIAN SALARIES							
	23,382.00	0.00	23,382.00	11,189.21	0.00	12,192.79	47.9%		
10150101 51600		DEPARTMENT HEAD WAGES							
	81,136.00	-3,240.00	77,896.00	36,251.60	0.00	41,644.40	46.5%		
10150101 51610		SUPERVISORS							
	162,753.00	0.00	162,753.00	63,323.26	0.00	99,429.74	38.9%		
10150101 51615		ASSISTANT WAGES							
	102,528.00	0.00	102,528.00	56,673.11	0.00	45,854.89	55.3%		
10150101 51800		PART-TIME WAGES							
	55,765.00	0.00	55,765.00	26,511.70	0.00	29,253.30	47.5%		
10150101 53700		CONTRACT MAINTENANCE/LEASES							
	2,540.00	3,240.00	5,780.00	3,930.65	1,124.35	725.00	87.5%		
10150101 55330		TELEPHONE & FAX SERVICE							
	3,200.00	0.00	3,200.00	944.83	2,055.17	200.00	93.8%		
10150101 56100		OPERATING EXPENSES							
	12,283.00	0.00	12,283.00	7,124.12	4,543.66	615.22	95.0%		
10150101 56140		LION REGIONAL COMPUTER NETWORK							
	43,658.00	0.00	43,658.00	21,839.84	20,527.32	1,290.84	97.0%		
10150101 56420		LIBRARY BOOKS							
	55,000.00	0.00	55,000.00	27,581.60	21,533.20	5,885.20	89.3%		
TOTAL LIBRARY									
	542,245.00	0.00	542,245.00	255,369.92	49,783.70	237,091.38	56.3%		
TOTAL EXPENSES									
	542,245.00	0.00	542,245.00	255,369.92	49,783.70	237,091.38			
10160101 PARKS AND RECREATION									
10160101 51600		DEPARTMENT HEAD WAGES							

YEAR-TO-DATE BUDGET REPORT

FOR 2023 06								
10160101	PARKS AND RECREATION	ORIGINAL APPROP	TRANS/ADJSMTS	REVISED BUDGET	YTD EXPENDED	ENCUMBRANCES	AVAILABLE BUDGET	% USED
		78,915.00	0.00	78,915.00	36,725.94	0.00	42,189.06	46.5%
10160101	51610	SUPERVISORS	0.00	53,393.00	26,946.47	0.00	26,446.53	50.5%
10160101	51615	ASSISTANT WAGES	0.00	77,036.00	30,089.52	0.00	46,946.48	39.1%
10160101	51710	PLAYGROUND & CUSTODIAN	0.00	10,000.00	0.00	0.00	10,000.00	.0%
10160101	53700	CONTRACT MAINTENANCE/LEASES	0.00	161,462.00	87,133.32	74,328.68	0.00	100.0%
10160101	54300	REPAIRS & MAINTENANCE	0.00	32,046.00	16,367.66	13,857.34	1,821.00	94.3%
10160101	56100	OPERATING EXPENSES	0.00	24,615.00	9,534.95	14,869.41	210.64	99.1%
10160101	56220	ELECTRICITY	0.00	27,000.00	15,733.86	11,266.14	0.00	100.0%
	TOTAL PARKS AND RECREATION	464,467.00	0.00	464,467.00	222,531.72	114,321.57	127,613.71	72.5%
	TOTAL EXPENSES	464,467.00	0.00	464,467.00	222,531.72	114,321.57	127,613.71	
10170101 BOE EXPENDITURES								
10170101	58790	BOARD OF EDUC EXPENSES	0.00	34,555,319.00	0.00	0.00	34,555,319.00	.0%
	TOTAL BOE EXPENDITURES	34,555,319.00	0.00	34,555,319.00	0.00	0.00	34,555,319.00	.0%
	TOTAL EXPENSES	34,555,319.00	0.00	34,555,319.00	0.00	0.00	34,555,319.00	
10180101 DEBT SERVICE								
10180101	58810	GEN OBLIGATION BOND PRINCIPAL	0.00	2,894,957.00	1,782,337.22	0.00	1,112,619.78	61.6%
10180101	58811	GEN OBLIGATION BOND INTEREST	0.00	1,160,761.00	383,004.49	0.00	777,756.51	33.0%
10180101	58820	CWF/DWSRF LOAN PRINCIPAL	0.00	84,266.00	20,932.04	0.00	63,333.96	24.8%
10180101	58821	CWF/DWSRF LOAN INTEREST	0.00	13,705.00	3,560.53	0.00	10,144.47	26.0%

YEAR-TO-DATE BUDGET REPORT

FOR 2023 06								
10180101 DEBT SERVICE	ORIGINAL APPROP	TRANS/ADJSMTS	REVISED BUDGET	YTD EXPENDED	ENCUMBRANCES	AVAILABLE BUDGET	% USED	
10180101 58823	550,971.00	DEBT TRANSFER TO WPCA 0.00	550,971.00	0.00	0.00	550,971.00	.0%	
10180101 58830	50,000.00	PROJECTS IN PROGRESS 0.00	50,000.00	0.00	0.00	50,000.00	.0%	
TOTAL DEBT SERVICE	4,754,660.00	0.00	4,754,660.00	2,189,834.28	0.00	2,564,825.72	46.1%	
	4,754,660.00	TOTAL EXPENSES 0.00	4,754,660.00	2,189,834.28	0.00	2,564,825.72		
10185101 CAPITAL AND NON-RECURRING								
10185101 58790	1,150,285.00	CONTRIBUTION TO CAPITAL 0.00	1,150,285.00	0.00	0.00	1,150,285.00	.0%	
TOTAL CAPITAL AND NON-RECURRING	1,150,285.00	0.00	1,150,285.00	0.00	0.00	1,150,285.00	.0%	
	1,150,285.00	TOTAL EXPENSES 0.00	1,150,285.00	0.00	0.00	1,150,285.00		
	63,507,221.00	GRAND TOTAL 43,994.79	63,551,215.79	12,159,378.45	2,080,429.85	49,311,407.49	22.4%	

** END OF REPORT - Generated by Matthew Bonin **

YEAR-TO-DATE BUDGET REPORT

REPORT OPTIONS

	Field #	Total	Page Break
Sequence 1	9	Y	N
Sequence 2	0	N	N
Sequence 3	0	N	N
Sequence 4	0	N	N

Report title:
YEAR-TO-DATE BUDGET REPORT

Includes accounts exceeding 0% of budget.

Print totals only: N
 Print Full or Short description: F
 Print full GL account: N
 Format type: 1
 Double space: N
 Suppress zero bal accts: Y
 Include requisition amount: N
 Print Revenues-Version headings: N
 Print revenue as credit: Y
 Print revenue budgets as zero: N
 Include Fund Balance: N
 Print journal detail: N
 From Yr/Per: 2022/ 1
 To Yr/Per: 2022/ 6
 Include budget entries: Y
 Incl encumb/liq entries: Y
 Sort by JE # or PO #: J
 Detail format option: 1
 Include additional JE comments: N
 Multiyear view: D
 Amounts/totals exceed 999 million dollars: N

Year/Period: 2023/ 6
 Print MTD Version: N

Roll projects to object: N
 Carry forward code: 1

Find Criteria	
Field Name	Field value
Fund	0101
TWN FUNCTION	
DEPT / LOCAT	
SDEP/BOEFUNC	
Character Code	
Org	
Object	
Project	
Account type	Expense
Account status	
Rollup code	



File #: 22-064

Agenda Date: 5/17/2023

Agenda #: 1.

AGENDA REQUEST
GENERAL DISCUSSION ITEM

Subject:

Continued discussion regarding the status and possible changes to Capital Improvement Plan (CIP) and Capital Non-Recurring (CNR) Fund based on the *American Rescue Act* Funding (ARPA) and the process to approve ARPA Projects and expend ARPA Funding.

Background:

The Town has been slated to receive approximately \$4,327,000 from the American Rescue Plan Act.

- Local governments would receive funding in two tranches (2nd tranche May/June 2022)
- Funds must be “*obligated*” by the end of calendar year 2024, “*liquidated*” by end of calendar year 2026.

Although the federal guidelines did not require approval by the taxpayers for the use of the American Rescue Plan Act (ARPA) Funding that the Finance Committee decided to include projects that were not time-sensitive in the Capital Improvement Plan (CIP) that would be presented and voted on by the taxpayers as part of the May 17, 2022 Budget Referendum

To ensure that each project and all suggestions were given their due diligence that over the past year the Finance Committee developed a rubric to evaluate/rate each project, held an Information Forum on February 15, 2022 to receive and comments and suggestions on the proposed ARPA Projects, and received input from town departments and residents through conversations, and other sources such as social media

- ❖ Final rule defines five (5) broad eligible categories:
 - Responding to the public health emergency and the negative economic impacts of COVID-19
 - Replacement of lost revenue
 - Provide premium pay
 - Water and sewer infrastructure
 - Broadband infrastructure
 - ❖ Responding to the public health emergency and the negative economic impacts of COVID-19 (subcategories)
 - public health
 - assistance to households
 - assistance to small businesses
 - assistance to nonprofits

- aid to impacted industries
 - public sector capacity
- ❖ Why not just “give the money back”?
- Funds cannot be used to reduce taxes
 - Each resident would receive \$288
 - Current plan supports all of the above categories, invests in the community, and generates a return on the investment.

During the ARPA Projects evaluation process the Town Council approved to allocate ARPA Funding for some projects or expenses that were safety issues or time sensitive issues that could not wait until the May Budget Referendum. He presented the List of ARPA Projects the Town Council approved funding for as follows:

Project	Location	Estimated Cost	Funds Committed	Date Approved
Sewer line extension Phase I	Ledyard Center to LHS	1,200,000	Yes	4/27/2022
Skid mounted sewer pumps	Ledyard WPCA	175,000	Yes	4/27/2022
Add funds to Housing Rehab Grant	Town wide	100,000	Yes	12/8/2021
Town Hall A/C Replacement	741 Colonel Ledyard Hwy	80,000	Yes	4/13/2022
Town Green Improvements	Ledyard Center	75,000	Yes	2/9/2022
Concrete floor	Pole Barn, lower Town Green	55,000	Yes	12/8/2021
LLHD	Town wide	43,270	Yes	1/26/2022
Thames Valley Council for Community Action	Town wide	15,000	Yes	12/8/2021
Replace brackets on lamp poles	Ledyard Center	2,520	Yes	4/27/2022
Balance of funds for OwlPro meeting camera	Town wide	831	Yes	12/8/2021

The following initiatives were presented and included as part of the Annual Fiscal Year 2022/2023 Budget process for the use of the ARPA Funding:

Project	Location	Estimated Cost
Court of Probate	Town wide	TBD
Sewer line extension Phase III	Ledyard Center	950,000
Ledyard Center sewer line extension Phase II	Ledyard Center	612,500
Sandy Hollow Guardrails	Sandy Hollow Road	225,000
Funding for youth mental health clinicians	Town wide	190,000
Ledyard Up/Down Sawmill	Ledyard	125,000

Replace 2 dispatch stations in Emergency Ops Center	Town wide	75,000
Playscape replacement	13 Winthrop, Gales Ferry	65,000
Erickson Park enhancements	Gales Ferry	55,000
Athletic Field Fence	Education	55,000
Police radio replacement	Town wide	46,125
Nathan Lester House repairs	Ledyard	40,000
LED Sign Panel, Gales Ferry	Gales Ferry	35,000
Sidewalk infill	Ledyard Center	35,000
Sidewalks	Gales Ferry	35,000

Project	Location	Estimated Cost
LED Sign Panel, Ledyard Center	Ledyard Center	35,000
Lead Abatement project	Nathan Lester House	30,000
SCCOG recovery planner	Town wide	28,399
SE Cultural Coalition	Town wide	28,399
Replace food pantry roof	Ledyard Town Green	25,000
Southeastern Council on Alcoholism and Drug Addiction	Town wide	25,000
Replace 6 doors in Town Hall	741 Colonel Ledyard Hwy	23,000
Electric Vehicle charging stations	Gales Ferry	20,000
Re-vinyl side food pantry	Ledyard Town Green	17,500
Gales Ferry Corridor Study	Gales Ferry	15,000
Solar charging station	Town Green, Bill Library GF Lib	12,000
Add ClearGov modules	Town wide	10,500
Homeless Hospitality Center of New London	Town wide	10,000
Parks and Rec Summer Scholarships	Town wide	10,000
Replace Firehouse software	Ledyard / Gales Ferry Fire Stations	8,000
Solar powered crosswalk signs	Ledyard Center	7,500
Town promotional video	Town wide	6,000
Install wi-fi in pantry	Pantry, Town Green	2,500

Since the townspeople's May 17, 2022 approval of the \$63,484,221 Fiscal Year 2022/2023 Budget Accounts have been setup for all of the approved ARPA Projects and staff has been assigned to manage and oversee each of the Projects. Due to inflation rates the costs of the projects have increased significantly since the town began the process last October-November, 2021. Therefore, the town has been working to monitor costs to determine which projects to proceed with and whether they should hold off on other projects.

Meeting Detail Action:

Finance Committee Meeting 05/02/2023:

File #: [22064](#) Version: 1

Type: General Discussion

Title: Continued discussion regarding the status and possible changes to Capital Improvement Plan (CIP) and Capital Non-Recurring (CNR) Fund based on the *American Rescue Act* Funding (ARPA) and the process to approve ARPA Projects and expend ARPA Funding.

Action: Reviewed/Discussed

Minute Note:

The Finance Committee reviewed the updated ARPA Projects Status Spreadsheet as follows:

Total ARPA Allocation:										
Request	Department	Approval Process	Date	ARPA Funds Appropriated	ARPA Funds Expended FY'22	ARPA Funds Expended FY'23	Total ARPA Funds Expended	ARPA Funds Remaining	Status	Notes
Sewer Line Extension	WPCA	Town Council Action	04/27/23	1,200,000.00	-	85,200.00	85,200.00	1,114,800.00	In Progress	need to verify - all Sewer Feasibility expenses
Sewer Line Extension III	WPCA	Budget Referen	05/17/23	950,000.00	-	-	-	950,000.00	Not Started	
Emergency Services HVAC system replacement	Public Works	Town Council Action	02/08/23	200,000.00	-	190,000.00	190,000.00	10,000.00	In Progress	
Funding youth mental health clinic	Youth Services	Budget Referen	05/17/23	190,000.00	-	5,816.75	5,816.75	184,183.25	In Progress	
Skidmore Sewer Project	WPCA	Town Council Action	04/27/23	175,000.00	2,234.60	113,943.80	116,178.40	58,821.60	In Progress	
Park & Senior Center HVAC system replacement	Public Works	Town Council Action	02/08/23	155,000.00	-	148,443.58	148,443.58	6,556.42	In Progress	
Ledyard Up/Dow Sawmill	Historic	Budget Referen	05/17/23	125,000.00	-	3,000.00	3,000.00	122,000.00	In Progress	
Road Repair Fund	Public Works	Budget Referen	05/17/23	114,885.00	-	114,885.00	114,885.00	-	Completed	

Housing Grant - funding	Land Use Planning	Town Council Action	12/08/22	100,000.00	-	23,618.90	23,618.90	76,381.10	In Progress	
Concrete Pole Bar	Public Works	Town Council Action	12/08/22	100,000.00	-	100,000.00	100,000.00	-	Completed	
Town Hall system replacer	Public Works	Town Council Action	04/13/22	80,000.00	-	67,728.06	67,728.06	12,271.94	In Progress	
Town Garage Upgrade	Public Works	Town Council Action	02/09/22	75,000.00	49,154.50	25,845.50	75,000.00	-	Completed	
Replace Stations EOC	Emergency Management	Budget Referen	05/17/22	75,000.00	3,854.38	56,632.60	60,486.98	14,513.02	Completed	
Playscape Replace 13 Wint Gales Fe	Park & Rec	Budget Referen	05/17/22	60,000.00	-	27,296.00	27,296.00	32,704.00	In Progress	
Ericksen Enhance	Park & Rec	Budget Referen	05/17/22	55,000.00	-	-	-	55,000.00	Not Started	
Police R Interope	Police	Budget Referen	05/17/22	46,125.00	-	-	-	46,125.00	In Progress	funds encumbered
Ledge Li Health D support initiative	Finance	Town Council Action	01/26/22	43,270.00	-	43,270.00	43,270.00	-	Completed	
Nathan House r	Historic	Budget Referen	05/17/22	40,000.00	-	7,449.00	7,449.00	32,551.00	In Progress	
LED Sign Gales Fe	Mayors	Budget Referen	05/17/22	35,000.00	-	-	17,500.00	17,500.00	In Progress	
LED Sign Ledyard	Mayors	Budget Referen	05/17/22	35,000.00	-	-	17,500.00	17,500.00	In Progress	
Sidewalk Ledyard	Public Works	Budget Referen	05/17/22	35,000.00	-	-	-	35,000.00	Not Started	
Add Sid Gales Fe	ON HOLD	Budget Referen	05/17/22	35,000.00	-	-	-	35,000.00	Not Started	
Replace Pantry F	Mayors	Budget Referen	05/17/22	25,000.00	-	8,700.00	8,700.00	16,300.00	Completed	

		Approval		ARPA Funds	ARPA Funds Expended	ARPA Funds Expended	Total ARPA Funds	ARPA Funds		
Request Title	Department	Process	Date	Appropriated	FY'22	FY'23	Expended	Remaining	Status	Notes
Exterior Doors (TH and Annex) w/ Electronic Locking Systems	Public Works	Budget Referendum	05/17/22	23,000.00	-	-	-	23,000.00	Not Started	
Electric Vehicle charging stations	Mayors Office	Budget Referendum	05/17/22	20,000.00	-	-	-	20,000.00	Not Started	
Vinyl Re-siding of Food Pantry	Mayors office	Budget Referendum	05/17/22	17,500.00	-	-	-	17,500.00	Not Started	
Gales Ferry Corridor Study	Land Use / Planning	Budget Referendum	05/17/22	15,000.00	-	-	-	15,000.00	Not Started	
TVCCA - Commissary project	Finance	Town Council Action	12/08/21	15,000.00	-	15,000.00	15,000.00	-	Completed	
Solar Charging Stations	Mayors office	Budget Referendum	05/17/22	12,000.00	-	5,496.00	5,496.00	6,504.00	In Progress	Units purchased - awaiting install

Added ClearGov Modules	MIS	Budget Referendum	05/17/22	10,500.00	-	10,500.00	10,500.00	-	Completed	
Parks and Rec Summer Scholarships	Parks and Recreation	Budget Referendum	05/17/22	10,000.00	2,087.50	-	2,087.50	7,912.50	In Progress	
Homeless Hospitality Center of New London	Finance	Budget Referendum	05/17/22	10,000.00	-	10,000.00	10,000.00	-	Completed	
Replace Firehouse software	AES	Budget Referendum	05/17/22	8,000.00	-	8,000.00	8,000.00	-	Completed	
Request Title	Department	Process	Date	Appropriated	FY'22	FY'23	Expended	Remaining	Status	Notes
Automated Doors - Senior Center	Public Works	Budget Referendum	05/17/22	5,000.00	-	-	-	5,000.00	Not Started	funds encumbered
Replace brackets on streetlight poles	Public Works	Town Council Action	04/27/22	2,520.00	2,476.84	43.16	2,520.00	-	Completed	
Install WI-FI in Food Pantry	MIS	Budget Referendum	05/17/22	2,500.00	2,640.76	-	2,640.76	(140.76)	Completed	
Balance of funding for Owl Pro	MIS	Town Council Action	12/08/21	831.00	831.00	-	831.00	-	Completed	
TOTALS										
Total Committed				4,101,131.00						
Total Expended					63,279.58	1,070,868.35	1,168,147.93			
Committed Remaining								2,901,310.81		
Uncommitted Balance								225,962.49		
Completed to be Reallocated								30,672.26		

The Group discussed the following:

- Progress to date:
 - ✓ 13 Projects Completed
 - ✓ 13 Projects In-Process
 - ✓ 8 Projects Not-Started

- Senior Citizens ARPA Funding \$29,000 - Mayor Allyn noted as he reported at the Town Council’s April 26, 2023 meeting the Federal Government designated ARPA Funding specifically for Senior Citizens Centers. He stated Ledyard would be receiving \$29,000, noting that it was based on a per capita allotment. He stated the town had 18 months to designate the use of the funding and that the funds needed to be spent by 2026.

Councilor Saums addressed the \$29,000 in American Rescue Plan Act (ARPA) Funding and he noted that the town had allocated \$160,000 to be used for the replacement of the Heating and Air Condition System (HVAC) (\$155,000) and doors (\$5,000) at the Senior Center. He suggested the town apply the \$29,000 Senior Citizens ARPA Funding toward these Projects at the Senior Citizens Center, noting that it would free

up \$29,000 for cost overruns on other town ARPA Projects. Mayor Allyn stated that Councilor Saums’ suggestion was a good approach.

- Linda C. Davis Food Pantry Vinyl Siding \$170,000 - Mayor Allyn explained that the residing the Food Panty has not been done yet because the Food Panty would like to make some changes to the building to provide a covered area outside the door so that volunteers would be out of the weather when providing curbside pick-ups and when receiving deliveries. He stated the weather protection overhang would be about 12-feet wide and would project out 8-feet. He stated that they were also looking to install a concrete pad for a “Market Cart” in that same area.

Mayor Allyn went on to explain the *Market Cart* was for food that nearing the expiration date, that the Food Pantry would make available to clients when they were picking up their regular food orders, noting that the clients could pick up extra supplies from the *Market Cart*. He stated the weather protection covering would be on the side of the building facing where the tennis courts use to be located. He stated once this work was completed that they would proceed with residing the building.

Finance Director Matthew Bonin noted the following:

- ✓ Completed Projects: \$31,000 Remaining
- ✓ Not Yet Committee: \$226,000
- Total Available: \$256,000 to be committed to other projects.

Mr. Bonin noted the Federal Treasury definition of “*Obligated Funds*” meant “*An order has been placed for property and services, or contracts, or some arm awards were made*”. He stated just saying that the funds were going to be used for a particular project, was not considered “*Obligated*” and did not meet the Treasury’s definition. He stated they had to contracts or Purchase Orders in place.

Action: Reviewed/Discussed

Finance Committee Meeting 03/21/2023:

File #: [22064](#) Version: 1

Type: General Discussion

Title: Continued discussion regarding the status and possible changes to Capital Improvement Plan (CIP) and Capital Non-Recurring (CNR) Fund based on the *American Rescue Act* Funding (ARPA) and the process to approve ARPA Projects and expend ARPA Funding.

Action: Reviewed/Discussed

Minute Note:

The Finance Committee reviewed the status of the ARPA Funded Projects as noted below:

Total ARPA Allocation: 4,327,

Request	Department	Approval Process	Date	ARPA Funds Approved	ARPA Funds Expended FY'22	ARPA Funds Expended FY'23	Total ARPA Funds Expended	ARPA Funds Remaining	Status	Notes
Sewer Line Extension	WPCA	Town Council Action	04/27/22	1,200,000.00	-	85,200.00	85,200.00	1,114,800.00	In Progress	need to verify - all Sewer Feasibility expenses
Sewer Line Extension III	WPCA	Budget Referenc	05/17/22	950,000.00	-	-	-	950,000.00	Not Started	
Funding mental health clinicians	Youth Services	Budget Referenc	05/17/22	190,000.00	-	4,661.75	4,661.75	185,338.25	In Progress	
Skid Mill Sewer Pump	WPCA	Town Council Action	04/27/22	175,000.00	2,234.60	113,943.80	116,178.40	58,821.60	In Progress	
Ledyard Up/Down Sawmill	Historic Districts	Budget Referenc	05/17/22	125,000.00	-	3,000.00	3,000.00	122,000.00	In Progress	
Road Res Fund	Public Works	Budget Referenc	05/17/22	114,885.00	-	114,885.00	114,885.00	-	Completed	
Housing Grant - affordable funding	Land Use Planning	Town Council Action	12/08/21	100,000.00	-	5,913.90	5,913.90	94,086.10	In Progress	
Emergency Services HVAC system replacement	Public Works	Town Council Action	02/08/23	200,000.00	-	95,000.00	95,000.00	105,000.00	In Progress	
Park & Recreation Senior Center HVAC system replacement	Public Works	Town Council Action	02/08/23	155,000.00	-	74,943.58	74,943.58	80,056.42	In Progress	
Town Hall system replacement	Public Works	Town Council Action	04/13/22	80,000.00	-	67,728.06	67,728.06	12,271.94	In Progress	
Town Green Upgrade	Public Works	Town Council Action	02/09/22	75,000.00	49,154.50	25,845.50	75,000.00	-	Completed	

Replace Dispatch Stations (2) in EOC	Emergency Management	Budget Referendum	05/17/22	75,000.00	-	3,854.38	56,632.60	60,486.98	14,513.02	Completed	
Playscape Replacement at 13 Winthrop, Gales Ferry	Park & Rec	Budget Referendum	05/17/22	60,000.00	-	-	27,296.00	27,296.00	32,704.00	In Progress	
Erickson Park Enhancements	Park & Rec	Budget Referendum	05/17/22	55,000.00	-	-	-	-	55,000.00	Not Started	
Concrete Floor - Pole Barn	Public Works	Town Council Action	12/08/21	100,000.00	-	-	100,000.00	100,000.00	-	Completed	
Police Radio Interoperability	Police	Budget Referendum	05/17/22	46,125.00	-	-	-	-	46,125.00	Not Started	

Ledge Light Health District - support COVID initiatives	Finance	Town Council Action	01/26/22	43,270.00	-	43,270.00	43,270.00	-	Completed	
Nathan Lester House repairs	Historic Districts	Budget Referendum	05/17/22	40,000.00	-	7,449.00	7,449.00	32,551.00	In Progress	
LED Sign Panel, Gales Ferry	Mayors office	Budget Referendum	05/17/22	35,000.00	-	-	-	35,000.00	In Progress	Bid awarded
LED Sign Panel, Ledyard Center	Mayors Office	Budget Referendum	05/17/22	35,000.00	-	-	-	35,000.00	In Progress	Bid awarded
Sidewalk Infill in Ledyard Center	Public Works	Budget Referendum	05/17/22	35,000.00	-	-	-	35,000.00	Not Started	
Add Sidewalks in Gales Ferry	ON HOLD	Budget Referendum	05/17/22	35,000.00	-	-	-	35,000.00	Not Started	
Replace Food Pantry Roof	Mayors office	Budget Referendum	05/17/22	25,000.00	-	8,700.00	8,700.00	16,300.00	Completed	
Exterior Doors (TH and Annex) w/ Electronic Locking Systems	Public Works	Budget Referendum	05/17/22	23,000.00	-	-	-	23,000.00	Not Started	
Electric Vehicle charging stations	Mayors Office	Budget Referendum	05/17/22	20,000.00	-	-	-	20,000.00	Not Started	
Vinyl Re-siding of Food Pantry	Mayors office	Budget Referendum	05/17/22	17,500.00	-	-	-	17,500.00	Not Started	
Gales Ferry Corridor Study	Land Use / Planning	Budget Referendum	05/17/22	15,000.00	-	-	-	15,000.00	Not Started	
TVCCA - Commissary project	Finance	Town Council Action	12/08/21	15,000.00	-	15,000.00	15,000.00	-	Completed	
Solar Charging Stations	Mayors office	Budget Referendum	05/17/22	12,000.00	-	5,496.00	5,496.00	6,504.00	In Progress	Units purchased - awaiting install
Added ClearGov Modules	MIS	Budget Referendum	05/17/22	10,500.00	-	10,500.00	10,500.00	-	Completed	
Parks and Rec Summer Scholarships	Parks and Recreation	Budget Referendum	05/17/22	10,000.00	2,087.50	-	2,087.50	7,912.50	In Progress	
Homeless Hospitality Center of New London	Finance	Budget Referendum	05/17/22	10,000.00	-	10,000.00	10,000.00	-	Completed	
Replace Firehouse software	AES	Budget Referendum	05/17/22	8,000.00	-	8,000.00	8,000.00	-	Completed	

Automated Doors - Senior Center	Public Works	Budget Referendum	05/17/22	5,000.00	-	-	-	5,000.00	Not Started	
Replace brackets on streetlight poles	Public Works	Town Council Action	04/27/22	2,520.00	2,476.84	43.16	2,520.00	-	Completed	
Install WI-FI in Food Pantry	MIS	Budget Referendum	05/17/22	2,500.00	2,640.76	-	2,640.76	(140.76)	Completed	

Balance of funding for Owl Pro	MIS	Town Council Action	12/08/21	831.00	831.00	-	831.00	-	Completed	
TOTALS		Total Committed		4,101,131.00						
		Total Expended			63,279.58	883,508.35	946,787.93			
		Total Uncommitted		225,962.49						
									Committed Remaining	
								225,962.49	Uncommitted Balance	
									Completed to be reallocated	
								3,154,343.07	proof	
original approval was \$55,000 - additional \$45,000 approved by Town Council 10/12/22										

Action: Reviewed/Discussed

Finance Committee Meeting 02/01/2023:

File #: [22064](#) Version: 1

Type: General Discussion

Title: Continued discussion regarding the status and possible changes to Capital Improvement Plan (CIP) and Capital Non-Recurring (CNR) Fund based on the *American Rescue Act* Funding (ARPA) and the process to approve ARPA Projects and expend ARPA Funding.

Action: Reviewed/Discussed

Minute Note:

Councilor Saums stated Finance Director Matthew Bonin provided an updated spreadsheet regarding the status and funding for the ARPA Projects.

The Finance Committee, Mayor Allyn, and Finance Director Matt Bonin reviewed the ARPA Project Status Spreadsheet.

Total ARPA All									
4, 32, 7, 09 3. 49									
Request Title	Depart	Munis Acct Name	Approv Proces	Date	AR Ap	Total ARPA Funds Expended	ARPA Funds Remaining	Status	Notes
Sewer Line Extension Phase I	WPCA	Sewer Capital - Construction Services	Town Council Action	04/27/		1,281,150.00	1,118,850.00	In Progress	need to verify - all Sewer Feasibility expenses
Sewer Line Extension Phase III	WPCA	Sewer Capital - Construction Services	Budget Referen	05/17/		950-	950,000.00	Not Started	
Funding for youth mental health clinicians	Youth Services	Counselor	Budget Referen	05/17/		190543.75	189,456.25	In Progress	
Skid Mounted Sewer Pumps	WPCA	Sewer Capital - Construction Services	Town Council Action	04/27/		17912,819.70	162,180.30	In Progress	
(Continued)									
Request Title	Dept	Munis Acct Name	Approv Proces	Date	AR Ap	Total ARPA Funds Expended	ARPA Funds Remaining	Status	Notes
Ledyard Up/Down Sawmill	Historic Districts	Hist. Districts - Building Maintenance	Budget Refere m	05/17/		1293,200.00	121,800.00	In Progress	
Road Restoration Fund	Public Works	Public Works - Road Restoration	Budget Refere m	05/17/		114114,885.00	-	Completed	
Housing Rehab Grant - additional funding	Land Use / Planning	Housing - Program Expenditures	Town Council Action	12/08/		100761.00	99,239.00	In Progress	small amount of admin activity
Town Hall HVAC system replacement	Public Works	Public Works - Building Upgrade Reserve	Town Council Action	04/13/		8035,101.00	44,899.00	In Progress	
Town Green Upgrade Project	Public Works	Planning Dept - Town Green Upgrade	Town Council Action	02/09/		7575,000.00	-	Completed	

Replace Dispatch Stations (2) in EOC	Emergency Management	Dispatch - New Equipment	Budget Referral	05/17/		75,60,486.98	14,513.02	Completed	
Playscape Replacement at 13 Winthrop, Gales Ferry	Park & Rec	Park & Rec - Site Improvement	Budget Referral	05/17/		60,27,296.00	32,704.00	In Progress	
Erickson Park Enhancements	Park & Rec	Park & Rec - Site Improvement	Budget Referral	05/17/		55,-	55,000.00	Not Started	
Concrete Floor - Pole Barn	Public Works	Planning Dept - Town Green Upgrade	Town Council Action	12/08/1		100,100,000.00	-	Completed	
Police Radio Interoperability	Police	Radios	Budget Referral	05/17/		46,-	46,125.00	Not Started	
Ledge Light Health District - support COVID initiatives	Finance	Misc. - Professional / Technical Services	Town Council Action	01/26/		43,43,270.00	-	Completed	
Nathan Lester House repairs	Historic Districts	Hist. Districts - Building Maintenance	Budget Referral	05/17/		40,2,599.00	37,401.00	In Progress	
(Continued)									
Request Title	Dept.	Munis Acct Name	Approval Process	Date		ARPA Funds Expended	ARPA Funds Remaining	Status	Notes
LED Sign Panel, Gales Ferry	Mayor Office	LED Signs	Budget Referral	05/17/		35,-	35,000.00	In Progress	RFP in motion
LED Sign Panel, Ledyard Center	Mayors Office	LED Signs	Budget Referral	05/17/		35,-	35,000.00	In Progress	
Sidewalk Infill in Ledyard Center	Public Works	LC Sidewalk Infill	Budget Referral	05/17/		35,-	35,000.00	Not Started	
Add Sidewalks in Gales Ferry	ON HOLD		Budget Referral	05/17/		35,-	35,000.00	Not Started	
Replace Food Pantry Roof	Mayors Office	Food Pantry Improvements	Budget Referral	05/17/		25,8,700.00	16,300.00	Completed	

Exterior Doors (TH and Annex) w/ Electronic Locking Systems	Public Works	TH/Annex Doors/Locks	Budget Refere m	05/17/		23,-	23,000.00	Not Started	
Electric Vehicle charging stations	Mayors Office	Electric Car Charge Stations	Budget Refere m	05/17/		20,-	20,000.00	Not Started	
Vinyl Re-siding of Food Pantry	Mayors Office	Food Pantry Improvements	Budget Refere m	05/17/		17,-	17,500.00	Not Started	
Gales Ferry Corridor Study	Land Use / Planning	Gales Ferry Corridor Study	Budget Refere m	05/17/		15,-	15,000.00	Not Started	
TVCCA - Commissary project	Finance	Misc. - Professional / Technical Services	Town Council Action	12/08/		15,15,000.00	-	Completed	
Solar Charging Stations	Mayors Office	Solar Charging Stations	Budget Refere m	05/17/		12,5,496.00	6,504.00	In Progress	not sure if completed
Added ClearGov Modules	MIS	Computer Software	Budget Refere m	05/17/		10,10,500.00	-	Completed	
Parks & Rec Summer Scholarships	Parks & Rec.	LYS Enrichment Grant	Budget Refere m	05/17/		10,2,087.50	7,912.50	In Progress	
(Continued)									
Request Title	Dept	Munis Acct Name	Approv Proces	Date		AR Total ARPA Ap Funds Expended	ARPA Funds Remaining	Status	Notes
Homeless Hospitality Center of New London	Finance	Misc. - Professional / Technical Services	Budget Refere m	05/17/		10,10,000.00	-	Completed	
Replace Firehouse software	AES	Computer Software	Budget Refere m	05/17/		8,04,000.00	4,000.00	In Progress	LFD complete, GFD in process
Automated Doors - Senior Center	Public Works	Senior Center Facility	Budget Refere m	05/17/		5,0-	5,000.00	Not Started	
Replace brackets on streetlight poles	Public Works	Public Works - Building and Grounds Misc.	Town Council Action	04/27/		2,52,476.84	43.16	In Progress	
Install WI-FI in Food Pantry	MIS	MIS - Replacement Equipment	Budget Refere m	05/17/		2,52,640.76	(140.76)	Completed	

Balance of funding for Owl Pro	MIS	MIS - Replacement Equipment	Town Council Action	12/08/		83,831.00	-	Completed	
TOTALS			Total Allocated			3,7			
			Total Allocated			3,7			
			Total Expended			63,279.58	555,564.95	618,844.53	3,127,286.47
			Balance Available			580		580,962.49	Uncommitted Balance
								3,708,248.96	Total Unexpended

Councilor Ryan noted that a number of American Rescue Plan Act (ARPA) Project have not been started yet. He questioned other than reasons such as seasonal, why some projects have not been started, noting that the ARPA Funding had to be obligated by 2024 and expended by 2026.

The Group noted the following:

- **Linda C. Davis Food Pantry Improvements-** The new roof has been installed; however, the new siding has not been installed yet. Mayor Allyn explained the Food Pantry Volunteers requested a weather shelter covered entry area be added to the building; therefore, they were waiting for this work to be done before they installed the new siding on the building.
- **Town Hall HVAC** - Has been completed, the air conditioning will not be turned on and tested until this summer (2023).
- **Skid Mounted Sewer Pump** - has been delivered; it will be installed this spring (2023).
- **Gales Ferry Sidewalks** - Does not have an assigned owner, does not have a sidewalk plan. The town needs to conduct a Gales Ferry Corridor Study, to have a recommendation regarding where the sidewalks should be placed in Gales Ferry.

Mayor Allyn stated the Land Use Department has not been fully staffed for some time; and the Land Use Director was overburdened with a tremendous amount of work. Therefore, no progress has been made toward conducting the Gales Ferry Corridor Study. He suggested the town solicit the Southeastern Connecticut Council of Governments (SCCOG) to conduct the Gales Ferry Corridor Study. He noted that Land Use Director Juliet Hodge recently completed the Comprehensive Zoning Regulations Rewrite, and that she had to finish the Subdivision Regulations Rewrite to be in alliance with the new the Zoning Regulations. In addition, with the

townspeople's November 6, 2022 approval of the sale of recreational marijuana that Zoning Regulations that permit the sale of marijuana in town have to be drafted/completed by June 30, 2023 in accordance with state statute.

- **Ledyard Center Sidewalk fill-in** There are a few places in Ledyard Center such as in front of Holdridge's where there are sections of the sidewalks that are missing.
- **Electric Vehicle Charging (EV) Stations** - Work need to be done to determine where the Electric Vehicle Charging Stations should be located.
- **LED Signs** - The Request for Proposals (RFP) for the LED Signs would be posted on February 16, 2023. The Bid Opening would be in early March, the Bid would be awarded, and the project should be completed by the end of May, 2023.
- **Playscape at 13 Winthrop** - The Playscape was delivered in November, 2022. The Playscape would be installed in the Spring, 2023. Instead of woodchips they plan to pour a rubberized pad around the equipment.
- **Erickson Park Enhancements** - Public Works would be doing some work to install a retaining wall and create some additional parking.

Councilor Ryan noted that he has seen a number of people kayaking at Erickson Park. He suggested that the launch be regraded, noting that it was quite steep.

- **Lester House Repairs and Up-Down Sawmill** - The spreadsheet indicated that these projects were in-progress.

Finance Director Matthew Bonin noted that the Historic District Commission received a Grant to conduct a structural engineering review of the Sawmill. He noted that the Report would provide recommendations on the areas that need to be addressed. He stated that he would follow-up with Historic District Commission Chairman Vincent Godino to check on the status of these projects.

- **Replace Dispatch Console Stations** - Project has been completed \$14,513 under budget. Mayor Allyn explained that some projects may come in under budget and other projects may come-in over budget. Therefore, he stated for the projects that come-in under budget that the funds would be added to the undesignated balance to be used toward other projects that come in over budget. He noted as an example of a project that may have a cost overrun from the amount that was initially budgeted was the Ledyard Center Sewer Extension Project noting that the cost of the ductile piping has increased by 200%.
- **Solar Charging Stations** - Mayor Allyn stated the town purchased four solar charging stations, noting that they came in under budget. He explained that some solar charging stations were deployed at the Town Green, Bill Library, Gales Ferry Library to see how they worked. He stated the charging stations were secured and bolted to the ground in concrete.

The Finance Committee thanked the Finance Director for his work on the ARPA Spreadsheet.

Councilor Rodriguez questioned whether the Mayor had any updates on the Federal Infrastructure Funding for Municipalities.

Mayor Allyn stated the Federal Government has prioritized the roll out of Infrastructure Funding over a five-year projection. He noted as an example:

- Funding for Airports and Railway would be disbursed one year.
- Funding for Bridges and Culverts would be disbursed in 2024.
- Funding for Multi-Model Pedestrian Access would be disbursed another year.

Mayor Allyn stated Mark Boughton was heading up the Federal Infrastructure Funding for the State of Connecticut. He stated Mr. Boughton spoke at the Southeastern Connecticut Council of Governments (SCCOG) meeting and he explained that this year's focus was to make sure your town's project was with an adjacent community. He stated a singular town project would go to the bottom of the pile.

Councilor Saums stated State Senator Cathy Osten, Representative Kevin Ryan, Representative Craig Howard, and Representative Brian Lanoue have introduced the following two House Bills: (1) \$265,000 to be used for Heating Ventilation, Air Conditioning, and other equipment for the Emergency Services Building; and (2) \$350,000 to be used for a Roof and Apparatus for the Gales Ferry Fire Department. He stated the second Bill was a result of Gales Ferry Fire Chief Tony Saccone asking if they could ask the State for funding for Apparatus.

Mayor Allyn stated one of the apparatus items that was supposed to be included in the \$350,000 Bill was natural gas generator for the Parks and Recreation/Senior Citizens Facility. He stated he would contact Senator Osten to ensure the generator was included in the "Apparatus" Bill. He stated because there was a natural gas line that runs up to the Parks and Recreation/Senior Citizens Facility that the thought was if they had a whole building generator that the facility could be used during a crisis or bad storm because they had a commercial kitchen, bathroom facilities, etc.

Action: Reviewed/Discussed

Finance Committee Meeting 12/7/2022:

File #: [22064](#) Version: 1

Type: General Discussion

Title: Continued discussion regarding the status and possible changes to Capital Improvement Plan (CIP) and Capital Non-Recurring (CNR) Fund based on the *American Rescue Act* Funding (ARPA) and the process to approve ARPA Projects and expend ARPA Funding.

Action: Discussed/Continued

Minute Note:

Councilor Ryan noted the ARPA Projects spreadsheet columns included "*Funds Appropriated*" and "*Balance Available*". He questioned whether the funds available took into account completed projects that have come in under budget. Finance Director Matthew Bonin stated the spreadsheet that was attached to tonight's meeting packet was not the most up-to-date spreadsheet, noting that he was maintaining a more detailed spreadsheet to track the projects as they were progressing. Councilor Ryan stated it would be good for the Finance Committee to see the rolling balance so that they could reallocate funds from completed projects that came in under budget, to projects that may be coming in over budget or to projects that were on the ARPA List but were not budgeted yet. He noted the ARPA Funding had to be appropriated before the end of 2024.

Action: Discussed/Continued

Finance Committee Meeting 11/2/2022

File #: [22064 <https://ledyardct.legistar.com/LegislationDetail.aspx?ID=5725357&GUID=5B74E3A2-A070-4240-AE66-3D26A65C96BD>](https://ledyardct.legistar.com/LegislationDetail.aspx?ID=5725357&GUID=5B74E3A2-A070-4240-AE66-3D26A65C96BD) Version: 1

Type: General Discussion

Title: Continued discussion regarding the status and possible changes to Capital Improvement Plan (CIP) and Capital Non-Recurring (CNR) Fund based on the American Rescue Act Funding (ARPA) and the process to approve ARPA Projects and expend ARPA Funding.

Minutes Note:

No Action

Action : No Action (Continued)

Finance Committee Meeting 10/19/2022

File #: [22064 <https://ledyardct.legistar.com/LegislationDetail.aspx?ID=5725357&GUID=5B74E3A2-A070-4240-AE66-3D26A65C96BD>](https://ledyardct.legistar.com/LegislationDetail.aspx?ID=5725357&GUID=5B74E3A2-A070-4240-AE66-3D26A65C96BD)

Version: 1

Type: General Discussion

Title: Continued discussion regarding the status and possible changes to Capital Improvement Plan (CIP) and Capital Non-Recurring (CNR) Fund based on the American Rescue Act Funding (ARPA) and the process to approve ARPA Projects and expend ARPA Funding.

Action : Discussed

Minute Note:

Finance Director Matthew Bonin, Mayor Allyn, III and the Finance Committee reviewed the status and progress of the ARPA Projects as noted below:

American Rescue PI
To 4,3
ARARAR

Re	De	Ap	Da	Ap	Ex	Re	St
Op	Pr						
Sel	Ex	To	041,			1,	Ur
Ex	&	Ac					
Ba							
Sel	Ex	Bu	0595			95	Nc
Ex	&	Re					
Fu	Ka	Bu	0519			19	Nc
m		Re					Pc
cli							pc
Sk	Ex	To	04177,			16	In
Se	&	Ac					
Ba							
Le	Vi	Bu	0512			12	Nc
Sa	Ch	Re					
Kr							
Rc	St	Bu	051188			26	In
Fu	M	Re					
Hd	Ju	To	1210			10	In
Gr	(L	Ac					
fu	Pr						
To	St	To	048035			44	In
sy	M	Ac					
re							
To	St	To	027549			25	In
Up	M	Ac					
Re	Ja	Bu	057560			14	Co
St	Re						
Re	De	Ap	Da	Ap	Ex	Re	St
Op	Pr						
Pl	Sc	Bu	056027			32	In
Re	Jo	Re					
W							
Fe							
Cc	St	To	1255			55	Ur
Pc	M	Ac					
Er	Sc	Bu	0555			55	Nc
En	Jo	Re					
Pd	Jo	Bu	0546			46	Nc
Int	Re						

LeMTo014343- Co	Di Ac					
NaViBu0540 40No	HdChRe					
	Kr					
Ad(\$Bu0535 35No	GaStuRe					
	oupla					
LEKrBu0535 35Ur	GaChRe					
LEKrBu0535 35No	LeChRe					
SicStBu0535 35No	Le Re					
ReKrBu05258,16Co	PaChRe					
ExStBu0523 23No	an Re					
	Ele					
	Sy					
ElKrBu0520 20Not Started	chChRe					
ViKrBu0517 17Not Started	FoChRe					
TVMTo121515- Completed	Co Ac					
	pr					
GaJuBu0515 15Not Started	Co Re					
SoKrBu0512 12Not Started	StChRe					

Request Title	Dept. Head / Owner	Approval Process	Date	ARPA Funds Appropriated	ARPA Funds Expended	ARPA Funds Remaining	Status
Added ClearGov Modules	Regina Brulotte	Budget Referendum	05/17/22	10,500.00		10,500.00	Completed
Homeless Hospitality Center of New London	Matt Bonin	Budget Referendum	05/17/22	10,000.00	10,000.00	-	Completed

Parks and Rec Summer Scholarships	Kristen Chapman	Budget Referendum	05/17/22	10,000.00	2,087.50	7,912.50	In Progress
Replace Firehouse software	Steve Holyfield	Budget Referendum	05/17/22	8,000.00		8,000.00	In Progress
Automated Doors - Senior Center	Steve Masalin	Budget Referendum	05/17/22	5,000.00		5,000.00	Not Started
Replace brackets on streetlight poles	Steve Masalin	Town Council Action	04/27/22	2,520.00	2,476.84	43.16	Purchased-Not Installed
Install WI-FI in Food Pantry	Regina Brulotte	Budget Referendum	05/17/22	2,500.00	2,640.76	(140.76)	In-Progress
Balance of funding for Owl Pro	Regina Brulotte	Town Council Action	12/08/21	831.00	831.00	-	Completed
Concrete Floor - Pole Barn (additional funding)	Steve Masalin	Town Council Action	10/12/22	45,000.00		45,000.00	In-Progress
TOTALS		Total Allocated		3,746,131.00			
		Total Expended			353,313.85		
		Balance Available		580,962.49			

Key:

- **In-Progress - Work was currently being done.**
- **Underway - Preparing for project (obtaining cost estimates, working to solicit bids, etc.).**
- **Completed - Project complete, and funds have been expended.**

The Group discussed ARPA Projects that came in under budget to-date, such as the Linda C. Davis Food Pantry Roof. The also discussed the importance to redirect the unused funds to projects that may come-in over the estimated budget costs, and/or to redirect the unused funds to projects that were not funded such as Phase II & III of the Ledyard Center Sewer Extension Project.

Finance Director Matthew Bonin stated of the ARPA Projects that have been completed to-date that there was an excess of \$31,000 funds that could be reappropriated.

The Group noted that the ARPA funding had to be obligated by 2024 and fully expended by 2026.

Action: Discussed

Finance Committee Meeting 10/5/2022

File #: [22064 <https://ledyardct.legistar.com/LegislationDetail.aspx?ID=5725357&GUID=5B74E3A2-A070-4240-AE66-3D26A65C96BD>](https://ledyardct.legistar.com/LegislationDetail.aspx?ID=5725357&GUID=5B74E3A2-A070-4240-AE66-3D26A65C96BD) Version: 1

Type: General Discussion

Title: Continued discussion regarding the status and possible changes to Capital Improvement Plan (CIP) and Capital Non-Recurring (CNR) Fund based on the American Rescue Act Funding (ARPA) and the process to approve ARPA Projects and expend ARPA Funding.

Minutes Note:

Councilor Saums suggested the Committee deferred discussion regarding the ARPA Funded projects to their September 21, 2022 meeting, noting that he would like Mayor Allyn, III to be present for their discussion.

Action : No Action (Continued)

Finance Committee Meeting 9/21/2022

File #: [22064 <https://ledyardct.legistar.com/LegislationDetail.aspx?ID=5725357&GUID=5B74E3A2-A070-4240-AE66-3D26A65C96BD>](https://ledyardct.legistar.com/LegislationDetail.aspx?ID=5725357&GUID=5B74E3A2-A070-4240-AE66-3D26A65C96BD)

Version: 1

Type: General Discussion

Title: Continued discussion regarding the status and possible changes to Capital Improvement Plan (CIP) and Capital Non-Recurring (CNR) Fund based on the American Rescue Act Funding (ARPA) and the process to approve ARPA Projects and expend ARPA Funding.

Minutes Note:

Councilor Saums suggested the Committee deferred discussion regarding the ARPA Funded projects to their September 21, 2022 meeting, noting that he would like Mayor Allyn, III to be present for their discussion.

Action : No Action (Continued)

Finance Cmt Meeting 9/7/2022

File #: [22064](#)

[https://ledyardct.legistar.com/LegislationDetail.aspx?](https://ledyardct.legistar.com/LegislationDetail.aspx?ID=5725357&GUID=5B74E3A2-A070-4240-AE66-3D26A65C96BD)

[ID=5725357&GUID=5B74E3A2-A070-4240-AE66-3D26A65C96BD](https://ledyardct.legistar.com/LegislationDetail.aspx?ID=5725357&GUID=5B74E3A2-A070-4240-AE66-3D26A65C96BD)

Version: 1

Type: General Discussion

Title: Continued discussion regarding the status and possible changes to Capital Improvement Plan (CIP) and Capital Non-Recurring (CNR) Fund based on the American Rescue Act Funding (ARPA) and the process to approve ARPA Projects and expend ARPA Funding.

Action: No Action

Minutes Note:

Councilor Saums suggested the Committee deferred discussion regarding the ARPA Funded projects to their September 21, 2022 meeting, noting that he would like Councilor Ingalls to participate in their discussion.

Action: No Action (Continued)

ORG	OBJECT	PROJECT	ACCOUNT	DESCRIPTION	YEAR
21010201	57351	G0014	0210-10-1020-10201-57351 -G0014	LED SIGNS	2023

PER	JOURNAL	EFF DATE	SRC	T	REF1	PROJECT STRING	PO/REF2
10	113	04/04/2023	API	1	905054		20233473

REF3	REFERENCE	AMOUNT	P	CHECK NO	WARRANT	VOUCHER	CARRY FORWARD
154008	W 040623T	35,000.00	Y	68756	040623T	157064	N
		35,000.00					
	Ledyard	17,500.00					
	Gales Ferry	17,500.00					

VDR NAME/ITEM DESC	COMMENTS
GRAPHICS UNLIMITED LLC	LED signs (2) - ARPA funded

ORG	OBJECT	PROJECT	ACCOUNT	DESCRIPTION
51010103	53301	G0014	0510-97-8510-90990-53301 -G0014	CONSTRUCTION SERVICES
51010103	53301	G0014	0510-97-8510-90990-53301 -G0014	CONSTRUCTION SERVICES
51010103	53301	G0014	0510-97-8510-90990-53301 -G0014	CONSTRUCTION SERVICES

ORG	OBJECT	PROJECT	ACCOUNT	DESCRIPTION
51010103	53301	G0014	0510-97-8510-90990-53301 -G0014	CONSTRUCTION SERVICES
51010103	53301	G0014	0510-97-8510-90990-53301 -G0014	CONSTRUCTION SERVICES
51010103	53301	G0014	0510-97-8510-90990-53301 -G0014	CONSTRUCTION SERVICES
51010103	53301	G0014	0510-97-8510-90990-53301 -G0014	CONSTRUCTION SERVICES
51010103	53301	G0014	0510-97-8510-90990-53301 -G0014	CONSTRUCTION SERVICES
51010103	53301	G0014	0510-97-8510-90990-53301 -G0014	CONSTRUCTION SERVICES
51010103	53301	G0014	0510-97-8510-90990-53301 -G0014	CONSTRUCTION SERVICES
51010103	53301	G0014	0510-97-8510-90990-53301 -G0014	CONSTRUCTION SERVICES
51010103	53301	G0014	0510-97-8510-90990-53301 -G0014	CONSTRUCTION SERVICES
51010103	53301	G0014	0510-97-8510-90990-53301 -G0014	CONSTRUCTION SERVICES
51010103	53301	G0014	0510-97-8510-90990-53301 -G0014	CONSTRUCTION SERVICES

YEAR	PER	JOURNAL	EFF DATE	SRC	T	REF1	PROJECT STRING
2022	12	789	06/29/2022	API	1	905126	
2022	12	110	06/10/2022	PRJ	1	IS	
2022	12	93	06/01/2022	API	1	905877	

YEAR	PER	JOURNAL	EFF DATE	SRC	T	REF1	PROJECT STRING
2023	9	164	03/07/2023	API	1	904146	
2023	8	118	02/06/2023	API	1	902173	
2023	7	501	01/24/2023	API	1	902054	
2023	6	331	12/27/2022	API	1	904146	
2023	5	415	11/29/2022	API	1	903071	
2023	5	123	11/07/2022	APM	1	904146	
2023	5	122	11/07/2022	APM	1	904146	
2023	5	121	11/07/2022	APM	1	904146	
2023	4	40	10/04/2022	API	1	902173	
2023	1	574	07/25/2022	APM	1	902266	
2023	1	413	07/18/2022	API	1	902266	
2023	1	304	07/22/2022	PRJ	1	IS	

PO/REF2	REF3		REFERENCE	AMOUNT	P	CHECK NO	WARRANT	VOUCHER
20223185	141101		W 063022T	395.00	Y	66124	063022T	143859
6061022	6061022	6061	PR06102022	1,539.60	Y	0		
20223184	140171		W 060622T	300.00	Y	65888	060622T	142900

FY 22 2,234.60 Sewer Pump

PO/REF2	REF3		REFERENCE	AMOUNT	P	CHECK NO	WARRANT	VOUCHER
20231087	152697		W 030823T	4,050.00	Y	68476	030823T	155730
20230569	151493		W 020723T	3,944.70	Y	68185	020723T	154510
20230565	150987		W 012523T	99,414.00	Y	68145	012523T	153997
20231087	149980		W 122822T	48,122.00	Y	67901	122822T	152984
20230432	148873		W 120122	5,304.20	Y	67688	120122	151864
20231087	147050		RCLS	6,585.00	Y	67294	102022T	150022
20231087	143180		RCLS	20,285.00	Y	66573	081122T	146062
20220540	139684		RCLS	6,158.00	Y	65781	051922T	142403
20231720	146342		W 100622T	4,220.90	Y	67123	100622T	149311
20230571	141983		VOID	-18.94	Y	0		144792
20230571	141983		W 072222CO	18.94	Y	0		144792
6072222	6072222	6072	PR07222022	1,060.00	Y	0		

FY 23 199,143.80

113,943.80 Sewer Pump

85,200.00 Phase I Sewer

0.00 proof

CARRY FORWARD	VDR NAME/ITEM DESC	COMMENTS
N	EAST COAST SIGN & SUPPLY INC	Pump Station Work - Air Blower
N		WARRANT=061022 RUN=6 TOWN PAY
N	TENNETT TREE SERVICE INC	Pump Station Work - Tree Remov

CARRY FORWARD	VDR NAME/ITEM DESC	COMMENTS
N	WESTON & SAMPSON ENGINEERS IN	Sewer Feasibility Study
N	HAYES PUMP INC	Pump Station Work - Pump
N	SMITH & LOVELESS INC	Sewer Feed Pump System Replace
N	WESTON & SAMPSON ENGINEERS IN	Sewer Feasibility Study
N	THE JACK FARRELLY COMPANY	Supplies
N	WESTON & SAMPSON ENGINEERS IN	Sewer Feasibility Study
N	WESTON & SAMPSON ENGINEERS IN	Sewer Feasibility Study
N	WESTON & SAMPSON ENGINEERS IN	Sewer Feasibility Study
N	HAYES PUMP INC	Mission Alarm System Pump Stat
N	DB ELECTRIC INC	Pump Station Work (ARPA) 2023
N	DB ELECTRIC INC	Pump Station Work (ARPA)
N		WARRANT=072222 RUN=6 TOWN PAY

ORG	OBJECT	PROJECT	ACCOUNT	DESCRIPTION	YEAR
21030301	51700	G0014	0210-30-3030-30301-51700 -G0014	COUNSELOR	2023
21030301	51700	G0014	0210-30-3030-30301-51700 -G0014	COUNSELOR	2023
21030301	51700	G0014	0210-30-3030-30301-51700 -G0014	COUNSELOR	2023
21030301	51700	G0014	0210-30-3030-30301-51700 -G0014	COUNSELOR	2023
21030301	51700	G0014	0210-30-3030-30301-51700 -G0014	COUNSELOR	2023
21030301	51700	G0014	0210-30-3030-30301-51700 -G0014	COUNSELOR	2023
21030301	51700	G0014	0210-30-3030-30301-51700 -G0014	COUNSELOR	2023
21030301	51700	G0014	0210-30-3030-30301-51700 -G0014	COUNSELOR	2023

PER	JOURNAL	EFF DATE	SRC	T	REF1	PROJECT STRING	PO/REF2
6	331	12/27/2022	API	1	904938		20232801
7	419	01/23/2023	API	1	904938		20232801
8	225	02/08/2023	API	1	904938		20232801
8	378	02/21/2023	API	1	904938		20232801
9	164	03/07/2023	API	1	904938		20232801
9	362	03/20/2023	API	1	904938		20232801
10	44	04/03/2023	API	1	904938		20232801
10	294	04/17/2023	API	1	904938		20232801

REF3	REFERENCE	AMOUNT	P	CHECK NO	WARRANT	VOUCHER	CARRY FORWARD
149845	W 122822T	543.75	Y	67870	122822T	152847	N
150814	W 012423T	1,015.00	Y	68091	012423T	153823	N
151824	W 021423T	805.00	Y	68278	021423T	154845	N
152067	W 022223T	863.00	Y	68324	022223T	155093	N
152580	W 030823T	700.00	Y	68450	030823T	155613	N
153149	W 032123T	735.00	Y	68590	032123T	156191	N
153827	W 040423T	700.00	Y	68704	040423T	156879	N
154275	W 041823T	455.00	Y	68819	041823T	157337	N

5,816.75

VDR NAME/ITEM DESC	COMMENTS
AZRA LUPACCHINO	Fee for service clincian
AZRA LUPACCHINO	Fee for service clincian
AZRA LUPACCHINO	Fee for service clincian
AZRA LUPACCHINO	Fee for service clincian
AZRA LUPACCHINO	Fee for service clincian
AZRA LUPACCHINO	Fee for service clincian
AZRA LUPACCHINO	Fee for service clincian
AZRA LUPACCHINO	Fee for service clincian

ORG	OBJECT	PROJECT	ACCOUNT	DESCRIPTION
21020401	57410	G0014	0210-20-2040-00000-57410 -G0014	COMPUTER SOFTWARE
21020401	57410	G0014	0210-20-2040-00000-57410 -G0014	COMPUTER SOFTWARE

YEAR	PER	JOURNAL	EFF DATE	SRC	T	REF1	PROJECT STRING
2023	7	501	01/24/2023	API	1	902656	
2023	4	338	10/31/2022	API	1	902656	

PO/REF2	REF3	REFERENCE	AMOUNT	P	CHECK NO	WARRANT	VOUCHER
20232820	150902	W 012523T	4,000.00	Y	68127	012523T	153912
20231869	147502	W 110122T	4,000.00	Y	67318	110122T	150478

8,000.00

CARRY FORWARD	VDR NAME/ITEM DESC	COMMENTS
N	ESO SOLUTIONS INC	ESO software upgrade - ARPA po
N	ESO SOLUTIONS INC	ESO software upgrade

ORG	OBJECT	PROJECT	ACCOUNT	DESCRIPTION
21010201	57357	G0014	0210-10-1020-10201-57357 -G0014	SOLAR CHARGING STATIONS
21010201	57357	G0014	0210-10-1020-10201-57357 -G0014	SOLAR CHARGING STATIONS

YEAR	PER	JOURNAL	EFF DATE	SRC	T	REF1	PROJECT STRING
2023	6	196	12/14/2022	API	1	904967	
2023	6	196	12/14/2022	API	1	904967	

PO/REF2	REF3	REFERENCE	AMOUNT	P	CHECK NO	WARRANT	VOUCHER
20232698	149536	W 121522T	4,996.00	Y	67815	121522T	152534
20232697	149537	W 121522T	500.00	Y	67815	121522T	152535
			5,496.00				

CARRY FORWARD	VDR NAME/ITEM DESC	COMMENTS
N	LEGACY CONSULTING, LLC	Solar Charging Stations
N	LEGACY CONSULTING, LLC	Legacy Consulting - LOGO Fee

21014301	53342	G0014	0210-14-1430-14301-53342 -G0014	TOWN GREEN UPGRADE
21014301	53342	G0014	0210-14-1430-14301-53342 -G0014	TOWN GREEN UPGRADE
21014301	53342	G0014	0210-14-1430-14301-53342 -G0014	TOWN GREEN UPGRADE
21014301	53342	G0014	0210-14-1430-14301-53342 -G0014	TOWN GREEN UPGRADE
21014301	53342	G0014	0210-14-1430-14301-53342 -G0014	TOWN GREEN UPGRADE
21014301	53342	G0014	0210-14-1430-14301-53342 -G0014	TOWN GREEN UPGRADE
21014301	53342	G0014	0210-14-1430-14301-53342 -G0014	TOWN GREEN UPGRADE

YEAR	PER	JOURNAL	EFF DATE	SRC	T	REF1	PROJECT STRING
2022	12	1265	06/30/2022	API	1	900652	
2022	12	1179	06/30/2022	API	1	904593	
2022	12	393	06/14/2022	API	1	900652	
2022	12	393	06/14/2022	API	1	904593	
2022	12	393	06/14/2022	API	1	904586	
2022	12	313	06/13/2022	API	1	906568	
2022	12	93	06/01/2022	API	1	900872	
2022	12	93	06/01/2022	API	1	900872	
2022	12	93	06/01/2022	API	1	902342	
2022	11	394	05/18/2022	API	1	902077	
2022	10	294	04/19/2022	API	1	903449	
2022	10	294	04/19/2022	API	1	902342	
2022	10	294	04/19/2022	API	1	902077	
2022	6	744	12/01/2021	APM	1	902486	
2022	6	743	12/01/2021	APM	1	900872	
2022	5	440	11/16/2021	APM	1	901523	
2022	5	439	11/16/2021	APM	1	900872	
2022	5	438	11/03/2021	APM	1	902077	
2022	5	437	11/03/2021	APM	1	902342	
2022	4	466	10/20/2021	APM	1	903221	
2022	4	465	10/06/2021	APM	1	902266	
2022	3	449	09/21/2021	APM	1	909037	
2022	2	525	08/10/2021	APM	1	909037	
2022	2	524	08/10/2021	APM	1	909037	
2022	2	523	08/24/2021	APM	1	902342	
2022	2	522	08/10/2021	APM	1	902342	
2022	1	500	07/01/2021	GEN	1	KF	
2022	1	498	07/27/2021	APM	1	902342	
2022	1	497	07/27/2021	APM	1	902342	
2022	1	496	07/27/2021	APM	1	902342	

YEAR	PER	JOURNAL	EFF DATE	SRC	T	REF1	PROJECT STRING
2023	6		12/28/2022	API		904593	
2023	5	415	11/29/2022	API	1	908851	
2023	5	415	11/29/2022	API	1	908851	
2023	5	415	11/29/2022	API	1	904917	
2023	5	415	11/29/2022	API	1	903504	
2023	5	292	11/17/2022	API	1	903619	
2023	5	292	11/17/2022	API	1	902342	
2023	5	292	11/17/2022	API	1	902342	
2023	5	292	11/17/2022	API	1	908851	
2023	5	292	11/17/2022	API	1	907237	

2023	5	274	11/15/2022	API	1	904290
2023	4	204	10/19/2022	API	1	904786
2023	4	204	10/19/2022	API	1	904420
2023	4	40	10/04/2022	API	1	900652
2023	1	588	07/01/2022	GEN	1	KF
2023	1	586	07/01/2022	GEN	1	KF
2023	1	482	07/28/2022	API	1	902342

PO/REF2	REF3	REFERENCE	AMOUNT	P	CHECK NO	WARRANT	VOUCHER
20223356	142087	W 072722T	1,250.00	Y	66323	072722T	144904
20222716	141604	W 071422T	4,638.83	Y	66265	071422T	144392
20223356	140411	W 061622T	1,250.00	Y	65969	061622T	143142
20222716	140419	W 061622T	512.82	Y	65972	061622T	143150
20222628	140571	W 061622T	30,146.36	Y	66026	061622T	143302
20223299	140386	W 061422T	422.89	Y	65962	061422T	143117
20222615	140111	W 060622T	11.69	Y	65868	060622T	142840
20222615	140112	W 060622T	21.59	Y	65868	060622T	142841
20222617	140118	W 060622T	7.80	Y	65869	060622T	142847
20222616	139656	W 051922T	311.56	Y	65767	051922T	142375
20222930	138274	W 042122T	65.00	Y	65489	042122T	140887
20222617	138291	W 042122T	27.40	Y	65497	042122T	140904
20222616	138335	W 042122T	324.26	Y	65515	042122T	140948
20221507	133156	RCLS	800.00	Y	64336	120221T	135685
20220963	133118	RCLS	18.89	Y	64329	120221T	135647
20221852	132703	RCLS	165.00	Y	64207	111821T	135228
20220963	132640	RCLS	10.78	Y	64181	111821T	135162
20221818	132231	RCLS	452.05	Y	64098	110421T	134758
20220877	132195	RCLS	82.94	Y	64075	110421T	134722
20220974	131516	RCLS	354.29	Y	63947	102121T	134038
20220968	130814	RCLS	1,155.49	Y	63794	100721T	133302
20220981	130137	RCLS	306.90	Y	63677	092321T	132604
20220981	128376	RCLS	88.29	Y	63271	081221T	130802
20220981	128375	RCLS	36.12	Y	63271	081221T	130801
20220877	129054	RCLS	28.14	Y	63438	082621T	131503
20220877	128455	RCLS	121.00	Y	63290	081221T	130881
Reclass	ARPA Eligible	Expense Re	6,294.47	Y	0		
20220877	127796	RCLS	87.72	Y	63151	072921T	130208
20220877	127794	RCLS	6.90	Y	63151	072921T	130206
20220877	127793	RCLS	155.32	Y	63151	072921T	130205
		FY 22	49,154.50				

PO/REF2	REF3	REFERENCE	AMOUNT	P	CHECK NO	WARRANT	VOUCHER
20232639	150011		2,771.91	N	0		
20232201	148854	CRED MEMO	-409.50	Y	67681	120122	151845
20232201	148855	W 120122	1,944.00	Y	67681	120122	151846
20232373	148866	W 120122	24,064.00	Y	67686	120122	151857
20232455	148927	W 120122	4,520.60	Y	67696	120122	151918
20232196	148403	W 112122T	61,433.07	Y	67540	112122T	151388
20230087	148479	W 112122T	12.32	Y	67566	112122T	151467
20230087	148481	W 112122T	36.96	Y	67566	112122T	151469
20232201	148509	W 112122T	4,387.50	Y	67572	112122T	151497
20232454	148530	W 112122T	4,950.00	Y	67581	112122T	151519

20232200	148260	W 111622T	5,098.72 Y	67464 111622T	151245
20231825	146833	W 102022T	14,574.00 Y	67238 102022T	149805
20232183	147017	W 102022T	2,255.00 Y	67286 102022T	149989
20230321	146221	W 100622T	180.00 Y	67107 100622T	149190
Correcting	Entry	TG Upgrade	-6,294.47 Y	0	
Expense Re	ARPA eligible	Reclass ex	6,294.47 Y	0	
20230087	142425	W 080122T	26.92 Y	66405 080122T	145260

Total FY 23 125,845.50

TG Upgrade portion 25,845.50

TG - Pole Barn 100,000.00

proof 0.00

Total 175,000.00

CARRY FORWARD	VDR NAME/ITEM DESC	COMMENTS
N	CLA ENGINEERS INC	Pole Barn Slab Design
N	CUSTOM FENCE DESIGN LLC	Pressure-Treated Guard Rail
N	CLA ENGINEERS INC	Pole Barn Slab Design
N	CUSTOM FENCE DESIGN LLC	Pressure-Treated Guard Rail
N	TOLLY'S CONSTRUCTION LLC	Pole Barn Renovations
N	LEDYARD WPCA	Water Usage
N	HOLDRIDGE FARM NURSERY	Misc Items
N	HOLDRIDGE FARM NURSERY	Misc Items
N	HOME DEPOT CREDIT SERVICES	Misc Items
N	SITEONE LANDSCAPE SUPPLY LLC	Misc Landscaping Items
N	F.W. WEBB COMPANY	Misc Items
N	HOME DEPOT CREDIT SERVICES	Misc Items
N	SITEONE LANDSCAPE SUPPLY LLC	Misc Landscaping Items
N	NEW LONDON COUNTY SEPTIC SERVICE IN	Landscaping Services
N	HOLDRIDGE FARM NURSERY	Misc Items
N	THIRTY MARKETING	STEAP Project Sign
N	HOLDRIDGE FARM NURSERY	Misc Items
N	SITEONE LANDSCAPE SUPPLY LLC	Misc Landscaping Items
N	HOME DEPOT CREDIT SERVICES	Misc Items
N	GRAYBAR ELECTRIC COMPANY INC	Misc Items
N	DB ELECTRIC INC	Misc Items
N	ELECTRICAL WHOLESALERS INC	Misc Items
N	ELECTRICAL WHOLESALERS INC	Misc Items
N	ELECTRICAL WHOLESALERS INC	Misc Items
N	HOME DEPOT CREDIT SERVICES	Misc Items
N	HOME DEPOT CREDIT SERVICES	Misc Items
N		Expense Reclass-ARPA eligible
N	HOME DEPOT CREDIT SERVICES	Misc Items
N	HOME DEPOT CREDIT SERVICES	Misc Items
N	HOME DEPOT CREDIT SERVICES	Misc Items

CARRY FORWARD	VDR NAME/ITEM DESC	COMMENTS
N	CUSTOM FENCE DESIGN LLC	Pole Barn Guiderail
N	MID CITY STEEL CORP	Concrete Slab Mesh
N	MID CITY STEEL CORP	Concrete Slab Mesh
N	RHODE ISLAND READY MIX LLC	Concrete
N	WESCON CORP OF CONN	Bituminous Asphalt
N	BMP CONSTRUCTION, INC.	Town Green Pole Barn Slab
N	HOME DEPOT CREDIT SERVICES	Misc Items
N	HOME DEPOT CREDIT SERVICES	Misc Items
N	MID CITY STEEL CORP	Concrete Slab Mesh
N	SHERIDAN ASPHALT PAVING LLC	Paving Services

N	ADELMAN SAND & GRAVEL INC	Crushed Stone
N	BRETT PAWLAK BUILDERS LLC	Holdridge Pavilion Reroofing
N	ULTIPLAY - PARKS & PLAYGROUNDS INC	Trash Container Lids
N	CLA ENGINEERS INC	Engineering Design Services
N		Correcting Entry
N		Expense Reclass-ARPA eligible
N	HOME DEPOT CREDIT SERVICES	Misc Items

ORG	OBJECT	PROJECT	ACCOUNT	DESCRIPTION
20810201	53405	G0014	0208-00-1020-00000-53405 -G0014	PROGRAM EXPENDITURES
20810201	53405	G0014	0208-00-1020-00000-53405 -G0014	PROGRAM EXPENDITURES
20810201	53405	G0014	0208-00-1020-00000-53405 -G0014	PROGRAM EXPENDITURES
20810201	53405	G0014	0208-00-1020-00000-53405 -G0014	PROGRAM EXPENDITURES
20810201	53405	G0014	0208-00-1020-00000-53405 -G0014	PROGRAM EXPENDITURES
20810201	53405	G0014	0208-00-1020-00000-53405 -G0014	PROGRAM EXPENDITURES
20810201	53405	G0014	0208-00-1020-00000-53405 -G0014	PROGRAM EXPENDITURES
20810201	53405	G0014	0208-00-1020-00000-53405 -G0014	PROGRAM EXPENDITURES

YEAR	PER	JOURNAL	EFF DATE	SRC	T	REF1	PROJECT STRING
2023	6	334	12/28/2022	APM	1	903998	
2023	7	155	01/05/2023	APM	1	901344	
2023	7	249	01/10/2023	API	1	901344	
2023	9	164	03/07/2023	API	1	903998	
2023	9	362	03/20/2023	API	1	905039	
2023	10	113	04/04/2023	API	1	902486	
2023	10	353	04/19/2023	API	1	903998	
2023	10	353	04/19/2023	API	1	905039	

PO/REF2	REF3	REFERENCE	AMOUNT	P	CHECK NO	WARRANT	VOUCHER
20232485	148400	RCLS	761.00	Y	67537	112122T	151385
20230260	143104	RCLS	180.30	Y	66560	081122T	145986
20232835	150405	W 011223T	419.60	Y	68044	011223T	153411
20232485	152609	W 030823T	353.00	Y	68416	030823T	155642
20233341	153178	W 032123T	4,200.00	Y	68547	032123T	156220
20233463	154083	W 040623T	650.00	Y	68772	040623T	157142
20232485	154387	W 042023T	2,060.00	Y	68850	042023T	157450
20233578	154545	W 042023T	14,995.00	Y	68854	042023T	157612

23,618.90

CARRY FORWARD	VDR NAME/ITEM DESC	COMMENTS
N	A & E SERVICES GROUP, LLC	consulting services - ARPA Hou
N	AMERICAN GENERAL BUILDING SERVICES, LLC	Roofing - 25 Washington Dr. -
N	NEW LONDON COUNTY SEPTIC SERVICE, INC.	Soil testing 25 Village Dr., L
N	AMERICAN GENERAL BUILDING SERVICES, LLC	Heating Unit - ARPA funded
N	A & E SERVICES GROUP, LLC	consulting services - ARPA Hou
N	THE DAY PUBLISHING COMPANY	RFP postings for ARPA Housing
N	THE DAY PUBLISHING COMPANY	Legal Notices - The New London
N	A & E SERVICES GROUP, LLC	consulting services - ARPA Hou

ORG	OBJECT	PROJECT	ACCOUNT	DESCRIPTION
21010103	54500	G0014	0210-14-1010-10103-54500 -G0014	BUILDING MAINTENANCE
21010103	54500	G0014	0210-14-1010-10103-54500 -G0014	BUILDING MAINTENANCE
21010103	54500	G0014	0210-14-1010-10103-54500 -G0014	BUILDING MAINTENANCE
21010103	54500	G0014	0210-14-1010-10103-54500 -G0014	BUILDING MAINTENANCE
21010103	54500	G0014	0210-14-1010-10103-54500 -G0014	BUILDING MAINTENANCE

YEAR	PER	JOURNAL	EFF DATE	SRC	T	REF1	PROJECT STRING
2023	8	225	02/08/2023	API	1	904757	
2023	7	249	01/10/2023	API	1	903831	
2023	5	292	11/17/2022	API	1	904803	
2023	5	292	11/17/2022	API	1	903831	
2023	4	204	10/19/2022	API	1	904803	

PO/REF2	REF3	REFERENCE	AMOUNT	P	CHECK NO	WARRANT	VOUCHER
20232446	151782	W 021423T	3,000.00	Y	68267	021423T	154802
20232410	150398	W 011223T	1,650.00	Y	68037	011223T	153404
20232198	148488	W 112122T	785.00	Y	67569	112122T	151476
20231936	148521	W 112122T	3,200.00	Y	67577	112122T	151510
20231935	146981	W 102022T	1,814.00	Y	67265	102022T	149953

Total 10,449.00

Sawmill 3,000.00

NLH 7,449.00

Proof 0.00

CARRY FORWARD	VDR NAME/ITEM DESC	COMMENTS
N	JAMES K GRANT ASSOCIATE	James Grant Associates - Histo
N	PRO PLUMBING LLC	Pro-Plumbing - Historic
N	KELLEY JOHN A	John Kelley - Historic
N	PRO PLUMBING LLC	Pro Plumbing - Historic
N	KELLEY JOHN A	John Kelley - Historic

ORG	OBJECT	PROJECT	ACCOUNT	DESCRIPTION	YEAR
21040107	54005	G0014	0210-40-4010-40107-54005 -G0014	ROAD RESTORATION	2023
21040107	54005	G0014	0210-40-4010-40107-54005 -G0014	ROAD RESTORATION	2023
21040107	54005	G0014	0210-40-4010-40107-54005 -G0014	ROAD RESTORATION	2023
21040107	54005	G0014	0210-40-4010-40107-54005 -G0014	ROAD RESTORATION	2023
21040107	54005	G0014	0210-40-4010-40107-54005 -G0014	ROAD RESTORATION	2023
21040107	54005	G0014	0210-40-4010-40107-54005 -G0014	ROAD RESTORATION	2023
21040107	54005	G0014	0210-40-4010-40107-54005 -G0014	ROAD RESTORATION	2023
21040107	54005	G0014	0210-40-4010-40107-54005 -G0014	ROAD RESTORATION	2023
21040107	54005	G0014	0210-40-4010-40107-54005 -G0014	ROAD RESTORATION	2023
21040107	54005	G0014	0210-40-4010-40107-54005 -G0014	ROAD RESTORATION	2023
21040107	54005	G0014	0210-40-4010-40107-54005 -G0014	ROAD RESTORATION	2023
21040107	54005	G0014	0210-40-4010-40107-54005 -G0014	ROAD RESTORATION	2023
21040107	54005	G0014	0210-40-4010-40107-54005 -G0014	ROAD RESTORATION	2023
21040107	54005	G0014	0210-40-4010-40107-54005 -G0014	ROAD RESTORATION	2023

PER	JOURNAL	EFF DATE	SRC	T	REF1	PROJECT STRING	PO/REF2
5	90	11/02/2022	API	1	908022		20230615
3	90	09/07/2022	API	1	908022		20230615
2	544	08/25/2022	API	1	900731		20230613
2	544	08/25/2022	API	1	900731		20230614
2	210	08/10/2022	API	1	904680		20230324
2	210	08/10/2022	API	1	903504		20230542
2	210	08/10/2022	API	1	903504		20230542
2	210	08/10/2022	API	1	904713		20230533
1	482	07/28/2022	API	1	900731		20230322
1	482	07/28/2022	API	1	900731		20230613
1	482	07/28/2022	API	1	900731		20230612
1	482	07/28/2022	API	1	904680		20230324
1	482	07/28/2022	API	1	904680		20230324

REF3	REFERENCE	AMOUNT	P	CHECK NO	WARRANT	VOUCHER	CARRY FORWARD
147787	W 110322T	26,338.15	Y	67409	110322T	150765	N
144745	W 090822T	58,880.05	Y	66804	090822T	147683	N
144018	W 082922T	600.00	Y	66695	082922T	146943	N
144024	W 082922T	2,200.00	Y	66695	082922T	146949	N
142879	W 081122T	1,290.00	Y	66514	081122T	145746	N
143174	W 081122T	2,024.40	Y	66571	081122T	146056	N
143176	W 081122T	351.40	Y	66571	081122T	146058	N
143085	W 081122T	741.00	Y	66549	081122T	145967	N
142451	W 080122T	7,500.00	Y	66426	080122T	145287	N
142452	W 080122T	3,000.00	Y	66426	080122T	145288	N
142453	W 080122T	2,500.00	Y	66426	080122T	145289	N
142314	W 080122T	5,160.00	Y	66382	080122T	145143	N
142315	W 080122T	4,300.00	Y	66382	080122T	145144	N
		114,885.00					

VDR NAME/ITEM DESC	COMMENTS
PASTERYAK CHARLES JR INC ASPHALT PAVING	Road Resurfacing
PASTERYAK CHARLES JR INC ASPHALT PAVING	Road Resurfacing
T.D.C. EXCAVATING LLC	Drainage Work Misc Roads
T.D.C. EXCAVATING LLC	Drainage Work Van Tassell Dr
CONNECTICUT PRECAST CORPORATION	Misc CB Components
WESCON CORP OF CONN	Misc Asphalt
WESCON CORP OF CONN	Misc Asphalt
PRECISE TRAFFIC CONTROL LLC	Traffic Control Services
T.D.C. EXCAVATING LLC	Drainage Work
T.D.C. EXCAVATING LLC	Drainage Work Misc Roads
T.D.C. EXCAVATING LLC	Drainage Work Crocker Hill
CONNECTICUT PRECAST CORPORATION	Misc CB Components
CONNECTICUT PRECAST CORPORATION	Misc CB Components

ORG	OBJECT	PROJECT	ACCOUNT	DESCRIPTION
21040111	58240	G0014	0210-40-4011-40111-58240 -G0014	BUILDING UPGRADE RESERVE
21040111	58240	G0014	0210-40-4011-40111-58240 -G0014	BUILDING UPGRADE RESERVE
21040111	58240	G0014	0210-40-4011-40111-58240 -G0014	BUILDING UPGRADE RESERVE
21040111	58240	G0014	0210-40-4011-40111-58240 -G0014	BUILDING UPGRADE RESERVE
21040111	58240	G0014	0210-40-4011-40111-58240 -G0014	BUILDING UPGRADE RESERVE
21040111	58240	G0014	0210-40-4011-40111-58240 -G0014	BUILDING UPGRADE RESERVE
21040111	58240	G0014	0210-40-4011-40111-58240 -G0014	BUILDING UPGRADE RESERVE
21040111	58240	G0014	0210-40-4011-40111-58240 -G0014	BUILDING UPGRADE RESERVE
21040111	58240	G0014	0210-40-4011-40111-58240 -G0014	BUILDING UPGRADE RESERVE
21040111	58240	G0014	0210-40-4011-40111-58240 -G0014	BUILDING UPGRADE RESERVE
21040111	58240	G0014	0210-40-4011-40111-58240 -G0014	BUILDING UPGRADE RESERVE
21040111	58240	G0014	0210-40-4011-40111-58240 -G0014	BUILDING UPGRADE RESERVE
21040111	58240	G0014	0210-40-4011-40111-58240 -G0014	BUILDING UPGRADE RESERVE
21040111	58240	G0014	0210-40-4011-40111-58240 -G0014	BUILDING UPGRADE RESERVE
21040111	58240	G0014	0210-40-4011-40111-58240 -G0014	BUILDING UPGRADE RESERVE
21040111	58240	G0014	0210-40-4011-40111-58240 -G0014	BUILDING UPGRADE RESERVE
21040111	58240	G0014	0210-40-4011-40111-58240 -G0014	BUILDING UPGRADE RESERVE
21040111	58240	G0014	0210-40-4011-40111-58240 -G0014	BUILDING UPGRADE RESERVE
21040111	58240	G0014	0210-40-4011-40111-58240 -G0014	BUILDING UPGRADE RESERVE
21040111	58240	G0014	0210-40-4011-40111-58240 -G0014	BUILDING UPGRADE RESERVE

YEAR	PER	JOURNAL	EFF DATE	SRC	T	REF1	PROJECT STRING
2023	10	353	04/19/2023	API	1	904983	
2023	10	353	04/19/2023	API	1	904983	
2023	10	113	04/04/2023	API	1	909037	
2023	9	404	03/22/2023	API	1	909037	
2023	9	404	03/22/2023	API	1	909037	
2023	9	404	03/22/2023	API	1	909037	
2023	9	404	03/22/2023	API	1	909037	
2023	9	404	03/22/2023	API	1	909037	
2023	9	239	03/01/2023	API	1	900575	
2023	8	525	02/27/2023	API	1	904983	
2023	8	505	02/22/2023	API	1	904983	
2023	8	505	02/22/2023	API	1	904983	
2023	8	505	02/22/2023	API	1	904983	
2023	8	225	02/08/2023	API	1	903449	
2023	7	419	01/23/2023	API	1	904983	
2023	3	90	09/07/2022	API	1	904612	
2023	2	544	08/25/2022	API	1	904612	

PO/REF2	REF3	REFERENCE	AMOUNT	P	CHECK NO	WARRANT	VOUCHER
20233134	154389	W 042023T	95,000.00	Y	68852	042023T	157452
20233133	154390	W 042023T	73,500.00	Y	68852	042023T	157453
20233311	153960	W 040623T	542.27	Y	68747	040623T	157015
20233311	153353	W 032323T	1,515.79	Y	68645	032323T	156400
20233311	153354	W 032323T	225.30	Y	68645	032323T	156401
20233311	153355	W 032323T	22.46	Y	68645	032323T	156402
20233311	153356	W 032323T	971.89	Y	68645	032323T	156403
20233311	153357	W 032323T	2,842.06	Y	68645	032323T	156404
20233311	153358	CRED MEMO	-450.33	Y	68645	032323T	156405
20233206	152525	W 030223T	1,443.58	Y	68542	030223T	155557
20233134	152408	W 022723T	90,000.00	Y	68412	022723T	155440
20232463	152124	W 022323T	9,775.00	Y	68347	022323T	155151
20233133	152125	W 022323T	73,500.00	Y	68347	022323T	155152
20233134	152126	W 022323T	5,000.00	Y	68347	022323T	155153
20232819	151779	W 021423T	2,852.06	Y	68264	021423T	154799
20232463	150828	W 012423T	20,000.00	Y	68077	012423T	153837
20230235	144755	W 090822T	7,947.81	Y	66812	090822T	147693
20230235	144033	W 082922T	27,153.19	Y	66698	082922T	146959

FY 23 total 411,841.08

Town Hall 67,728.06

ESB 190,000.00

Senior 148,443.58

Proof 5,669.44

CARRY FORWARD	VDR NAME/ITEM DESC	COMMENTS
N	AIR TEMP MECHANICAL SERVICES INC	ESB HVAC Improvements
N	AIR TEMP MECHANICAL SERVICES INC	Senior Center HVAC Improvement
N	ELECTRICAL WHOLESALERS INC	Misc Electrical Items
N	ELECTRICAL WHOLESALERS INC	Misc Electrical Items
N	ELECTRICAL WHOLESALERS INC	Misc Electrical Items
N	ELECTRICAL WHOLESALERS INC	Misc Electrical Items
N	ELECTRICAL WHOLESALERS INC	Misc Electrical Items
N	ELECTRICAL WHOLESALERS INC	Misc Electrical Items
N	ELECTRICAL WHOLESALERS INC	Misc Electrical Items
N	BANK OF AMERICA	Misc Items
N	AIR TEMP MECHANICAL SERVICES INC	ESB HVAC Improvements
N	AIR TEMP MECHANICAL SERVICES INC	Town Hall HVAC Improvements
N	AIR TEMP MECHANICAL SERVICES INC	Senior Center HVAC Improvement
N	AIR TEMP MECHANICAL SERVICES INC	ESB HVAC Improvements
N	F.W. WEBB COMPANY	MIS Room HVAC Unit
N	AIR TEMP MECHANICAL SERVICES INC	Town Hall HVAC Improvements
N	TRANE US INC	HVAC System Equipment
N	TRANE US INC	HVAC System Equipment

ORG	OBJECT	PROJECT	ACCOUNT	DESCRIPTION	YEAR	PER
21020103	57300	G0014	0210-20-2010-20103-57300 -G0014	NEW EQUIPMENT	2022	12
21020103	57300	G0014	0210-20-2010-20103-57300 -G0014	NEW EQUIPMENT	2022	12
21020103	57300	G0014	0210-20-2010-20103-57300 -G0014	NEW EQUIPMENT	2023	2

JOURNAL	EFF DATE	SRC	T	REF1	PROJECT STRING	PO/REF2	REF3	REFERENCE	AMOUNT	P
1825	06/30/2022	API	1	900575		20223495	144877	W 091522T	639.98	Y
1329	06/30/2022	API	1	902906		20223479	142720	W 080922T	3,214.40	Y
486	08/24/2022	API	1	906692		20231452	143799	W 082422T	56,632.60	Y

60,486.98

CHECK NO	WARRANT	VOUCHER	CARRY FORWARD	VDR NAME/ITEM DESC	COMMENT
66827	091522T	147818	N	BANK OF AMERICA	Monitors fc
66462	080922T	145576	N	W.B. MASON CO INC	NEW CORN
66610	082422T	146716	N	COMMUNICATIONS PLUS LLC	Replace dis

'S
or new communication
IER DESK

patch stations (2)

ORG	OBJECT	PROJECT	ACCOUNT
21010201	57353	G0014	0210-10-1020-10201-57353 -G0014

DESCRIPTION	YEAR	PER	JOURNAL	EFF DATE	SRC	T
FOOD PANTRY IMPROVEMENTS	2023		2	08/16/2022	API	1

REF1	PROJECT STRING	PO/REF2	REF3	REFERENCE	AMOUNT	P	CHECK NO
904725		20231294	143202	W 081622T	8,700.00	Y	66578

WARRANT	VOUCHER	CARRY FORWARD	VDR NAME/ITEM DESC	COMMENTS
081622T	146084	N	ANA CONTRACTING LLC	FP Roof - ARPA Funds

ORG	OBJECT	PROJECT	ACCOUNT	DESCRIPTION
21090305	53300	G0014	0210-10-1210-12101-53300 -G0014	PROFESSIONAL/TECH SERVICES
21090305	53300	G0014	0210-10-1210-12101-53300 -G0014	PROFESSIONAL/TECH SERVICES
21090305	53300	G0014	0210-10-1210-12101-53300 -G0014	PROFESSIONAL/TECH SERVICES

YEAR	PER	JOURNAL	EFF DATE	SRC	T	REF1	PROJECT STRING
2023	3	300	09/21/2022	API	1	904749	
2023	2	210	08/10/2022	API	1	901334	
2023	1	482	07/28/2022	API	1	901111	

PO/REF2	REF3	REFERENCE	AMOUNT	P	CHECK NO	WARRANT	VOUCHER
20231420	145742	W 092622T	10,000.00	Y	66990	092622T	148701
20231273	143052	W 081122T	43,270.00	Y	66539	081122T	145927
20231074	142457	W 080122T	15,000.00	Y	66430	080122T	145293

CARRY FORWARD	VDR NAME/ITEM DESC
N	NEW LONDON HOMELESS HOSPITALITY CENTER
N	LEDGE LIGHT HEALTH DIST
N	TVCCA

COMMENTS

ARPA subrecipient award

ARPA subrecipient award

ARPA funding per 12/8/21 Counc

ORG	OBJECT	PROJECT	ACCOUNT	DESCRIPTION	YEAR
20360101	53335	G0014	0203-60-6010-60101-53335 -G0014	SITE IMPROVEMENT	2023

PER	JOURNAL	EFF DATE	SRC	T	REF1	PROJECT STRING	PO/REF2
4	19	10/03/2022	API	1	901271		20232092

REF3	REFERENCE	AMOUNT	P	CHECK NO	WARRANT	VOUCHER	CARRY FORWARD
146130	W 100422T	27,296.00	Y	67036	100422T	149098	N

VDR NAME/ITEM DESC	COMMENTS
GAME TIME	2-5 Yr Old Playscape

ORG	OBJECT	PROJECT	ACCOUNT	DESCRIPTION
21012151	57410	G0014	0210-14-1215-12109-57410 -G0014	COMPUTER SOFTWARE

YEAR	PER	JOURNAL	EFF DATE	SRC	T	REF1	PROJECT STRING
2023		4	329	10/31/2022	APM	1	904144

PO/REF2	REF3	REFERENCE	AMOUNT	P	CHECK NO	WARRANT	VOUCHER
20230616	142290	RCLS	10,500.00	Y	66378	080122T	145119
			10,500.00				

CARRY FORWARD	VDR NAME/ITEM DESC	COMMENTS
N	CLEARGOV INC	ClearGov Digital Budget Book S

ORG	OBJECT	PROJECT	ACCOUNT	DESCRIPTION
21040111	58244	G0014	0210-40-4011-40111-58244 -G0014	BUILDING & GROUNDS MISC
21040111	58244	G0014	0210-40-4011-40111-58244 -G0014	BUILDING & GROUNDS MISC

ORG	OBJECT	PROJECT	ACCOUNT	DESCRIPTION
21040111	58244	G0014	0210-40-4011-40111-58244 -G0014	BUILDING & GROUNDS MISC

YEAR	PER	JOURNAL	EFF DATE	SRC	T	REF1	PROJECT STRING
2022	12	1433	06/30/2022	API	1	900575	
2022	12	543	06/21/2022	API	1	900575	

YEAR	PER	JOURNAL	EFF DATE	SRC	T	REF1	PROJECT STRING
2023	7	224	01/09/2023	API	1	903760	

PO/REF2	REF3	REFERENCE	AMOUNT	P	CHECK NO	WARRANT	VOUCHER
20220148	143245	W 081022T	2,445.00	Y	66579	081022T	146128
20220148	140778	W 062322T	31.84	Y	66037	062322T	143512
			2,476.84				

PO/REF2	REF3	REFERENCE	AMOUNT	P	CHECK NO	WARRANT	VOUCHER
20232096	150278	W 011023T	43.16	Y	67995	011023T	153284
			43.16				

CARRY FORWARD	VDR NAME/ITEM DESC	COMMENTS
N	BANK OF AMERICA	Misc Items
N	BANK OF AMERICA	Misc Items

CARRY FORWARD	VDR NAME/ITEM DESC	COMMENTS
N	UNITED RENTALS INC	Lift Rental



TOWN OF LEDYARD

741 Colonel Ledyard
Highway
Ledyard, CT 06339-1511

File #: 22-777

Agenda Date: 5/17/2023

Agenda #: 2.

FINANCIAL BUSINESS REQUEST (FBR)

Motion/Request:

Discussion regarding potential uses for the funding received from the National Opioid Settlement Payments.

Background:

The town is receiving these payments through its participation in the National Opioid Settlement. The town has begun to receive and is expected to receive payments from multiple sources. The payments received to date have been from the Distributor Settlement. The town will also be receiving payments from the Janssen Settlement.

To date Ledyard has received \$53,1134.19 (Perdue Pharma) from the National Opioid Settlement. He stated Ledyard has filed their second submission which was from Teva, Allergan, Walgreens, CVS and Walmart.

Funding received from the National Opioid Settlement was being deposited into Account #20810201-58206-24206 (National Opioid Settlement).

Funds are to be used exclusively for opioid abatement purposes, including, but not limited to, expanding access to opioid use disorder prevention, intervention, treatment, and recovery options, etc.

Department Comment/Recommendation:

(type text here)

Finance Director Comment/Recommendation:

(type text here)

Mayor Comment/Recommendation:

Meeting Action Detail:

Finance Committee Meeting 04/19/2023:

File #: [23 -777](#) Version: 1

Type: Financial Business Request (FBR)

Title: Discussion regarding potential uses for the funding received from the National Opioid Settlement Payments.

Action: No Action

Minute Note:

No Action.

Councilor Saums stated he sent letters dated April 13, 2023 to the Ledyard Prevention Coalition and to the Ledyard Youth Services to solicit their ideas for the use of the funding received from the National Opioid Settlement Payments. He stated the two Organizations would have information for the Finance Committee's May 3, 2023 meeting.

Councilor Saums went on to note that he and Director of Senior Citizens and Parks & Recreation Scott Johnson, Jr., attended a meeting at the Police Department yesterday at which Thames Valley Council for Community Action (TVCCA) announced that they were working to organize a *Coffee House Group* for local Ledyard veterans, and that they were looking for space to host the meetings. He suggested if the Veterans' Group perceives that there was a problem among this group that they may be able to apply for some of the funding the town receives from National Opioid Settlement Payments.

Mayor Allyn, III, noted a communication from the Ledyard Prevention Coalition, stating they were looking at what they could do to be involved in this initiative.

Action: No Action

Finance Committee Meeting 04/5/2023:

File #: [23 -777](#) Version: 1

Type: Financial Business Request (FBR)

Title: Discussion regarding potential uses for the funding received from the National Opioid Settlement Payments.

Action: Discussion/Continued

Minute Note:

Councilor Saums stated the town has begun to receive payments from the National Opioid Settlement. He stated to date Ledyard has received \$53,134.19 (Perdue Pharma) from the Distributor Settlement and that they would be receiving additional payments from multiple sources such as the Janssen Settlement and from other sources such as Teva, Allergan, Walgreens, CVS and Walmart.

Councilor Saums stated the funding received from the National Opioid Settlement was being deposited into Account #20810201-58206-24206 (National Opioid Settlement) and that the funds could accumulate in the Account until the town decided on a plan to spend the funds. He stated like the Bottle Bill that the Opioid Settlement Revenues could only be used for specific opioid abatement purposes, including, but not limited to, expanding access to opioid use disorder prevention, intervention, treatment, and recovery options, etc.

Councilor Saums stated the purpose for tonight's discussion was to consider ideas on how to spend the Opioid Settlement Revenues.

The Committee discussed the following ideas:

- Ledyard Prevention Coalition
- Ledyard Public Health Nursing
- Ledyard Social Services
- Purchase Narcan for their Emergency Service Providers - It was noted that Narcan was already being provided for free to Emergency Services Providers.
- Donate funds to Addiction Organizations outside of Ledyard
- Work with Ledyard Public Schools
- Scholarship Fund for residents who were entering into a rehabilitation program.

The Finance Committee discussed the need to determine the best value in terms of helping people who were struggling with addiction. They noted the many families who have experienced and been touched by the loss of a child, parent, friend, etc. who became addicted to either prescription opioids and/or street drugs that may have been laced with fentanyl or other synthetic types of dangerous and harmful narcotics.

Nursing Administrator Karen Goetchius stated doctors were no longer prescribing pain medications for major surgeries such as a knee replacement at the same rate they were 15-years ago.

The Finance Committee agreed to solicit ideas from Youth Services Coordinator Kate Sikorski-Maynard and Ledyard Prevention Coalition Kerensa Mansfield for the best use of the Opioid Settlement funding.

Action: Discussion/Continued

TOWN OF LEDYARD CONNECTICUT

Youth Services

741 Colonel Ledyard Highway
Ledyard, CT 06339
Ph. (860) 464-3213
Fax (860) 464-9148

April 25, 2023

Dear Ledyard Finance Committee,

Thank you for reaching out and inviting Youth Services to be part of the conversation regarding the Opioid Settlement Funds and how the Town will look to use them to support families in the community.

I am an active member of the Ledyard Prevention Council, and at our meeting today we had an active discussion regarding ways the Town could use this money. This is an ongoing conversation and believe we plan to continue to discuss more at the May meeting.

I am unable to attend the May 3rd meeting of the Finance Committee. I will continue to work closely with our LPC and Kerensa Mansfield, to provide you with some ideas and recommendations.

Sincerely,

A handwritten signature in blue ink, appearing to read "Kate Sikorski", followed by the text "MS, LMFT, CADC" in a smaller font.

Kate Sikorski, M.S., LMFT, CADC
Director Ledyard Youth Services

Roxanne Maher

From: Kerensa Mansfield <kmansfield@llhd.org>
Sent: Thursday, April 13, 2023 10:02 AM
To: Roxanne Maher
Cc: William Saums; Kevin J. Dombrowski; Fred Allyn, III
Subject: RE: Town of Ledyard Opioid Settlement Funding

You don't often get email from kmansfield@llhd.org. [Learn why this is important](#)

Good Morning Roxanne,

Thank you to the Mayor and Town Council members for thinking of the LPC! I will work with coalition members to put together a list of recommendations to be shared at your May 3rd meeting.

Have a great day!

Kerensa

Kerensa Mansfield CHES, CPS

Senior Program Coordinator

P. 860-448-4882 ext. 1309

F. 860-448-4885

kmansfield@llhd.org

www.llhd.org

Promoting Healthy Communities



From: Roxanne Maher <council@ledyardct.org>
Sent: Thursday, April 13, 2023 7:20 AM
To: Kerensa Mansfield <kmansfield@llhd.org>
Cc: William Saums <WSaums@ledyardct.org>; Kevin J. Dombrowski <KJDom@ledyardct.org>; mayor@ledyardct.org; Roxanne Maher <council@ledyardct.org>
Subject: Town of Ledyard Opioid Settlement Funding

Good Morning Kerensa:

Please find attached a letter from the Ledyard Town Council's Finance Committee soliciting your input regarding the use of the funding the town is receiving from the National Opioid Settlement.

Should you have any questions regarding this request, please do not hesitate to contact Councillor Bill Saums.

Thank you,
Roxanne

Roxanne M. Maher



*Administrative Assistant to
the Ledyard Town Council
(860) 464-3203
council@ledyardct.org*

Town Hall Hours:
Monday - Thursday 7:30 a.m. to 4:45 p.m.
CLOSED FRIDAYS

DISTRIBUTOR SETTLEMENT
AGREEMENT

Table of Contents

	Page
I. Definitions.....	1
II. Participation by States and Condition to Preliminary Agreement	13
III. Injunctive Relief.....	13
IV. Settlement Payments	13
V. Allocation and Use of Settlement Payments.....	28
VI. Enforcement	34
VII. Participation by Subdivisions	40
VIII. Condition to Effectiveness of Agreement and Filing of Consent Judgment	42
IX. Additional Restitution.....	44
X. Plaintiffs' Attorneys' Fees and Costs	44
XI. Release	44
XII. Later Litigating Subdivisions.....	49
XIII. Reductions/Offsets	53
XIV. Miscellaneous	54
EXHIBIT A Alleged Harms	A-1
EXHIBIT B Enforcement Committee Organizational Bylaws.....	B-1
EXHIBIT C Litigating Subdivisions List	C-1
EXHIBIT D Later Litigating Subdivision Suspension and Offset Determinations.....	D-1
EXHIBIT E List of Opioid Remediation Uses	E-1
EXHIBIT F List of States and Overall Allocation Percentages	F-1
EXHIBIT G Subdivisions Eligible to Receive Direct Allocations from the Subdivision Fund and Default Subdivision Fund Allocation Percentages	G-1
EXHIBIT H Participation Tier Determination ¹	H-1
EXHIBIT I Primary Subdivisions.....	I-1

EXHIBIT J Settling Distributors' Subsidiaries, Joint Ventures, and Predecessor Entities	J-1
EXHIBIT K Subdivision Settlement Participation Form	K-1
EXHIBIT L Settlement Fund Administrator	L-1
EXHIBIT M Settlement Payment Schedule	M-1
EXHIBIT N Additional Restitution Amount Allocation	N-1
EXHIBIT O Adoption of a State-Subdivision Agreement	O-1
EXHIBIT P Injunctive Relief	P-1
EXHIBIT Q Illustrative Examples of Prepayments.....	Q-1
EXHIBIT R Agreement on Attorneys' Fees, Expenses and Costs.....	R-1
EXHIBIT S Agreement on the State Outside Counsel Fee Fund	S-1
EXHIBIT T Agreement on the State Cost Fund Administration.....	T-1
EXHIBIT U ABC IRS Form 1098-F.....	U-1
EXHIBIT V Cardinal IRS Form 1098-F	V-1
EXHIBIT W McKesson IRS Form 1098-F	W-1
EXHIBIT X Severity Factors.....	X-1

DISTRIBUTOR SETTLEMENT AGREEMENT

This Settlement Agreement, dated as of July 21, 2021 (the “*Agreement*”), sets forth the terms of settlement between and among the Settling States, the Settling Distributors, and the Participating Subdivisions (as those terms are defined below). Upon satisfaction of the conditions set forth in Section II and Section VIII, this Agreement will be binding on all Settling States, Settling Distributors, and Participating Subdivisions. This Agreement will then be filed as part of Consent Judgments in the respective courts of each of the Settling States, pursuant to the terms set forth in Section VIII.

I. Definitions

For all sections of this Agreement except Exhibit E and Exhibit P, the following definitions apply:

- A. “*Abatement Accounts Fund.*” The component of the Settlement Fund described in Section V.E.
- B. “*Additional Restitution Amount.*” The amount available to Settling States listed on Exhibit N totaling \$282,692,307.70.
- C. “*Agreement.*” This agreement, as set forth above. For the avoidance of doubt, this Agreement is inclusive of all exhibits.
- D. “*Alleged Harms.*” The alleged past, present, and future financial, societal, and public nuisance harms and related expenditures arising out of the alleged misuse and abuse of Products, non-exclusive examples of which are described in the documents listed on Exhibit A, that have allegedly arisen as a result of the physical and bodily injuries sustained by individuals suffering from opioid-related addiction, abuse, death, and other related diseases and disorders, and that have allegedly been caused by the Settling Distributors.
- E. “*Allocation Statute.*” A state law that governs allocation, distribution, and/or use of some or all of the Settlement Fund amounts allocated to that State and/or its Subdivisions. In addition to modifying the allocation set forth in Section V.D.2, an Allocation Statute may, without limitation, contain a Statutory Trust, further restrict expenditures of funds, form an advisory committee, establish oversight and reporting requirements, or address other default provisions and other matters related to the funds. An Allocation Statute is not required to address all three (3) types of funds comprising the Settlement Fund or all default provisions.
- F. “*Annual Payment.*” The total amount payable to the Settlement Fund Administrator by the Settling Distributors on the Payment Date each year, as calculated by the Settlement Fund Administrator pursuant to Section IV.B.1.e. For the avoidance of doubt, this term does not include the Additional Restitution Amount or amounts paid pursuant to Section X.
- G. “*Appropriate Official.*” As defined in Section XIV.F.3.
- H. “*Bankruptcy Code.*” Title 11 of the United States Code, 11 U.S.C. § 101, et seq.

I. “*Bar.*” Either: (1) a law barring Subdivisions in a State from maintaining Released Claims against Released Entities (either through a direct bar or through a grant of authority to release claims and the exercise of such authority in full) or (2) a ruling by the highest court of the State (or, in a State with a single intermediate court of appeals, the intermediate court of appeals when not subject to further review by the highest court of the State) setting forth the general principle that Subdivisions in the State may not maintain any Released Claims against Released Entities, whether on the ground of this Agreement (or the release in it) or otherwise. For the avoidance of doubt, a law or ruling that is conditioned or predicated upon payment by a Released Entity (apart from the Annual Payments by Settling Distributors under this Agreement) shall not constitute a Bar.

J. “*Case-Specific Resolution.*” Either: (1) a law barring the Subdivision at issue from maintaining any Released Claims against any Released Entities (either through a direct bar or through a grant of authority to release claims and the exercise of such authority in full); or (2) a ruling by a court of competent jurisdiction over the Subdivision at issue that the Subdivision may not maintain any Released Claims at issue against any Released Entities, whether on the ground of this Agreement (or the release in it) or otherwise. For the avoidance of doubt, a law or ruling that is conditioned or predicated upon payment by a Released Entity (apart from the Annual Payments by Settling Distributors under this Agreement) shall not constitute a Case-Specific Resolution.

K. “*Claim.*” Any past, present or future cause of action, claim for relief, cross-claim or counterclaim, theory of liability, demand, derivative claim, request, assessment, charge, covenant, damage, debt, lien, loss, penalty, judgment, right, obligation, dispute, suit, contract, controversy, agreement, *parens patriae* claim, promise, performance, warranty, omission, or grievance of any nature whatsoever, whether legal, equitable, statutory, regulatory or administrative, whether arising under federal, state or local common law, statute, regulation, guidance, ordinance or principles of equity, whether filed or unfiled, whether asserted or unasserted, whether known or unknown, whether accrued or unaccrued, whether foreseen, unforeseen or unforeseeable, whether discovered or undiscovered, whether suspected or unsuspected, whether fixed or contingent, and whether existing or hereafter arising, in all such cases, including, but not limited to, any request for declaratory, injunctive, or equitable relief, compensatory, punitive, or statutory damages, absolute liability, strict liability, restitution, abatement, subrogation, contribution, indemnity, apportionment, disgorgement, reimbursement, attorney fees, expert fees, consultant fees, fines, penalties, expenses, costs or any other legal, equitable, civil, administrative, or regulatory remedy whatsoever.

L. “*Claim-Over.*” A Claim asserted by a Non-Released Entity against a Released Entity on the basis of contribution, indemnity, or other claim-over on any theory relating to a Non-Party Covered Conduct Claim asserted by a Releasor.

M. “*Compensatory Restitution Amount.*” The aggregate amount paid or incurred by the Settling Distributors hereunder other than amounts paid as attorneys’ fees and costs or identified pursuant to Section V.B.2 as being used to pay attorneys’ fees, investigation costs or litigation costs.

N. *“Consent Judgment.”* A state-specific consent judgment in a form to be agreed by the Settling States and the Settling Distributors prior to the Initial Participation Date that, among other things, (1) approves this Agreement and (2) provides for the release set forth in Section XI.A, including the dismissal with prejudice of any Released Claims that the Settling State has brought against Released Entities.

O. *“Covered Conduct.”* Any actual or alleged act, failure to act, negligence, statement, error, omission, breach of any duty, conduct, event, transaction, agreement, misstatement, misleading statement or other activity of any kind whatsoever from the beginning of time through the Reference Date (and any past, present, or future consequence of any such act, failure to act, negligence, statement, error, omission, breach of duty, conduct, event, transaction, agreement, misstatement, misleading statement or other activity) relating in any way to (1) the discovery, development, manufacture, packaging, repackaging, marketing, promotion, advertising, labeling, recall, withdrawal, distribution, delivery, monitoring, reporting, supply, sale, prescribing, dispensing, physical security, warehousing, use or abuse of, or operating procedures relating to, any Product, or any system, plan, policy or advocacy relating to any Product or class of Products, including, but not limited to, any unbranded promotion, marketing, programs, or campaigns relating to any Product or class of Products; (2) the characteristics, properties, risks, or benefits of any Product; (3) the reporting, disclosure, non-reporting or non-disclosure to federal, state or other regulators of orders placed with any Released Entity; or (4) diversion control programs or suspicious order monitoring; *provided, however*, that as to any Claim that a Releaser has brought or could bring, Covered Conduct does not include non-compliance with statutory or administrative supply security standards concerning cleanliness of facilities or stopping counterfeit products, so long as such standards apply to the storage and distribution of both controlled and non-controlled pharmaceuticals.

P. *“Designated State.”* New York.

Q. *“Effective Date.”* The date sixty (60) calendar days after the Reference Date.

R. *“Enforcement Committee.”* A committee consisting of representatives of the Settling States and of the Participating Subdivisions. Exhibit B contains the organizational bylaws of the Enforcement Committee. Notice pursuant to Section XIV.Q shall be provided when there are changes in membership or contact information.

S. *“Final Order.”* An order or judgment of a court of competent jurisdiction with respect to the applicable subject matter (1) which has not been reversed or superseded by a modified or amended order, is not currently stayed, and as to which any right to appeal or seek certiorari, review, reargument, stay, or rehearing has expired, and as to which no appeal or petition for certiorari, review, reargument, stay, or rehearing is pending, or (2) as to which an appeal has been taken or petition for certiorari, review, reargument, stay, or rehearing has been filed and (a) such appeal or petition for certiorari, review, reargument, stay, or rehearing has been resolved by the highest court to which the order or judgment was appealed or from which certiorari, review, reargument, stay, or rehearing was sought, or (b) the time to appeal further or seek certiorari, review, reargument, stay, or rehearing has expired and no such further appeal or petition for certiorari, review, reargument, stay, or rehearing is pending.

- T. “*Global Settlement Abatement Amount.*” The abatement amount of \$19,045,384,616.
- U. “*Global Settlement Amount.*” The Global Settlement Amount is \$21 billion, which shall be divided into the Global Settlement Abatement Amount, the Additional Restitution Amount, and the Global Settlement Attorney Fee Amount.
- V. “*Global Settlement Attorney Fee Amount.*” The attorney fee amount of \$1,671,923,077.
- W. “*Incentive Payment A.*” The incentive payment described in Section IV.F.1.
- X. “*Incentive Payment B.*” The incentive payment described in Section IV.F.2.
- Y. “*Incentive Payment C.*” The incentive payment described in Section IV.F.3.
- Z. “*Incentive Payment D.*” The incentive payment described in Section IV.F.4.
- AA. “*Incentive Payment Final Eligibility Date.*” With respect to a Settling State, the date that is the earlier of (1) the fifth Payment Date, (2) the date of completion of opening statements in a trial of any action brought by a Subdivision in that State that includes a Released Claim against a Released Entity when such date is more than two (2) years after the Effective Date, or (3) two (2) years after the Effective Date in the event a trial of an action brought by a Subdivision in that State that includes a Released Claim against a Released Entity began after the Initial Participation Date but before two (2) years after the Effective Date.
- BB. “*Initial Participating Subdivision.*” A Subdivision that meets the requirements set forth in Section VII.D.
- CC. “*Initial Participation Date.*” The date one hundred twenty (120) calendar days after the Preliminary Agreement Date, unless it is extended by written agreement of the Settling Distributors and the Enforcement Committee.
- DD. “*Injunctive Relief Terms.*” The terms described in Section III and set forth in Exhibit P.
- EE. “*Later Litigating Subdivision.*” A Subdivision (or Subdivision official asserting the right of or for the Subdivision to recover for alleged harms to the Subdivision and/or the people thereof) that: (1) first files a lawsuit bringing a Released Claim against a Released Entity after the Trigger Date; or (2) adds a Released Claim against a Released Entity after the Trigger Date to a lawsuit brought before the Trigger Date that, prior to the Trigger Date, did not include any Released Claims against a Released Entity; or (3) (a) was a Litigating Subdivision whose Released Claims against Released Entities were resolved by a legislative Bar or legislative Case-Specific Resolution as of the Trigger Date, (b) such legislative Bar or legislative Case-Specific Resolution is subject to a Revocation Event after the Trigger Date, and (c) the earlier of the date of completion of opening statements in a trial in an action brought by a Subdivision in that State that includes a Released Claim against a Released Entity or one hundred eighty (180) days from the Revocation Event passes without a Bar or Case-Specific

Resolution being implemented as to that Litigating Subdivision or the Litigating Subdivision's Released Claims being dismissed; or (4) (a) was a Litigating Subdivision whose Released Claims against Released Entities were resolved by a judicial Bar or judicial Case-Specific Resolution as of the Trigger Date, (b) such judicial Bar or judicial Case-Specific Resolution is subject to a Revocation Event after the Trigger Date, and (c) such Litigating Subdivision takes any action in its lawsuit asserting a Released Claim against a Released Entity other than seeking a stay or dismissal.

FF. *"Later Participating Subdivision."* A Participating Subdivision that is not an Initial Participating Subdivision, but meets the requirements set forth in Section VII.E.

GG. *"Litigating Subdivision."* A Subdivision (or Subdivision official) that brought any Released Claim against any Released Entity prior to the Trigger Date; *provided, however*, that a Subdivision (or Subdivision official) that is a Prior Litigating Subdivision shall not be considered a Litigating Subdivision. Exhibit C is an agreed list of all Litigating Subdivisions. Exhibit C will be updated (including with any corrections) periodically, and a final version of Exhibit C will be attached hereto as of the Reference Date.

HH. *"National Arbitration Panel."* The panel comprised as described in Section VI.F.2.b.

II. *"National Disputes."* As defined in Section VI.F.2.a.

JJ. *"Net Abatement Amount."* The Global Settlement Abatement Amount as reduced by the Tribal/W. Va. Subdivision Credit.

KK. *"Net Settlement Prepayment Amount."* As defined in Section IV.J.1.

LL. *"Non-Litigating Subdivision."* Any Subdivision that is neither a Litigating Subdivision nor a Later Litigating Subdivision.

MM. *"Non-Participating Subdivision."* Any Subdivision that is not a Participating Subdivision.

NN. *"Non-Party Covered Conduct Claim."* A Claim against any Non-Released Entity involving, arising out of, or related to Covered Conduct (or conduct that would be Covered Conduct if engaged in by a Released Entity).

OO. *"Non-Party Settlement."* A settlement by any Releasor that settles any Non-Party Covered Conduct Claim and includes a release of any Non-Released Entity.

PP. *"Non-Released Entity."* An entity that is not a Released Entity.

QQ. *"Non-Settling State."* Any State that is not a Settling State.

RR. *"Offset Cap."* The per-State dollar amount which the dollar-for-dollar offset described in Section XII.A cannot exceed in a Payment Year, to be calculated by multiplying the

amount of the relevant Annual Payment apportioned to the State and to its Subdivisions for that Payment Year by the percentage for the applicable Participation Tier as set forth in Exhibit D.

SS. “*Opioid Remediation.*” Care, treatment, and other programs and expenditures (including reimbursement for past such programs or expenditures¹ except where this Agreement restricts the use of funds solely to future Opioid Remediation) designed to (1) address the misuse and abuse of opioid products, (2) treat or mitigate opioid use or related disorders, or (3) mitigate other alleged effects of, including on those injured as a result of, the opioid epidemic. Exhibit E provides a non-exhaustive list of expenditures that qualify as being paid for Opioid Remediation. Qualifying expenditures may include reasonable related administrative expenses.

TT. “*Opioid Tax.*” Any tax, assessment, license fee, surcharge or any other fee (other than a fixed prospective excise tax or similar tax or fee that has no restriction on pass-through) imposed by a State on a Settling Distributor on the sale, transfer or distribution of opioid products; *provided, however*, that neither the Excise Tax on sale of Opioids, Article 20-D of New York’s Tax Law nor the Opioid Stewardship Act, Article 33, Title 2-A of New York’s Public Health Law shall be considered an Opioid Tax for purposes of this Agreement.

UU. “*Overall Allocation Percentage.*” A Settling State’s percentage as set forth in Exhibit F. The aggregate Overall Allocation Percentages of all States (including Settling States and Non-Settling States) shall equal one hundred percent (100%).

VV. “*Participating Subdivision.*” Any Subdivision that meets the requirements for becoming a Participating Subdivision under Section VII.B and Section VII.C. Participating Subdivisions include both Initial Participating Subdivisions and Later Participating Subdivisions.

WW. “*Participation Tier.*” The level of participation in this Agreement as determined pursuant to Section VIII.C using the criteria set forth in Exhibit H.

XX. “*Parties.*” The Settling Distributors and the Settling States (each, a “Party”).

YY. “*Payment Date.*” The date on which the Settling Distributors make the Annual Payment pursuant to Section IV.B.

ZZ. “*Payment Year.*” The calendar year during which the applicable Annual Payment is due pursuant to Section IV.B. Payment Year 1 is 2021, Payment Year 2 is 2022 and so forth. References to payment “*for a Payment Year*” mean the Annual Payment due during that year. References to eligibility “*for a Payment Year*” mean eligibility in connection with the Annual Payment due during that year.

AAA. “*Preliminary Agreement Date.*” The date on which the Settling Distributors are to inform the Settling States of their determination whether the condition in Section II.B has been satisfied. The Preliminary Agreement Date shall be no more than fourteen (14) calendar days after the end of the notice period to States, unless it is extended by written agreement of the Settling Distributors and the Enforcement Committee.

¹ Reimbursement includes amounts paid to any governmental entities for past expenditures or programs.

BBB. “*Prepayment Notice.*” As defined in Section IV.J.1.

CCC. “*Primary Subdivision.*” A Subdivision that is a General Purpose Government (including, but not limited to, a municipality, county, county subdivision, city, town, township, parish, village, borough, gore, or any other entities that provide municipal-type government) with population over 10,000; *provided, however*, that as used in connection with Incentive Payment C, the population threshold is 30,000. Attached as Exhibit I is an agreed list of the Primary Subdivisions in each State.

DDD. “*Prior Litigating Subdivision*” A Subdivision (or Subdivision official) that brought any Released Claim against any Released Entity prior to the Trigger Date and all such Released Claims were separately settled or finally adjudicated prior to the Trigger Date; *provided, however*, that if the final adjudication was pursuant to a Bar, such Subdivision shall not be considered a Prior Litigating Subdivision. Notwithstanding the prior sentence, the Settling Distributors and the Settling State of the relevant Subdivision may agree in writing that the Subdivision shall not be considered a Prior Litigating Subdivision.

EEE. “*Product.*” Any chemical substance, whether used for medicinal or non-medicinal purposes, and whether natural, synthetic, or semi-synthetic, or any finished pharmaceutical product made from or with such substance, that is: (1) an opioid or opiate, as well as any product containing any such substance; or (2) benzodiazepine, carisoprodol, or gabapentin; or (3) a combination or “cocktail” of chemical substances prescribed, sold, bought, or dispensed to be used together that includes opioids or opiates. “Product” shall include, but is not limited to, any substance consisting of or containing buprenorphine, codeine, fentanyl, hydrocodone, hydromorphone, meperidine, methadone, morphine, oxycodone, oxymorphone, tapentadol, tramadol, opium, heroin, carfentanil, diazepam, estazolam, quazepam, alprazolam, clonazepam, oxazepam, flurazepam, triazolam, temazepam, midazolam, carisoprodol, gabapentin, or any variant of these substances or any similar substance. Notwithstanding the foregoing, nothing in this section prohibits a Settling State from taking administrative or regulatory action related to benzodiazepine (including, but not limited to, diazepam, estazolam, quazepam, alprazolam, clonazepam, oxazepam, flurazepam, triazolam, temazepam, and midazolam), carisoprodol, or gabapentin that is wholly independent from the use of such drugs in combination with opioids, *provided* such action does not seek money (including abatement and/or remediation) for conduct prior to the Effective Date.

FFF. “*Reference Date.*” The date on which the Settling Distributors are to inform the Settling States of their determination whether the condition in Section VIII has been satisfied. The Reference Date shall be no later than thirty (30) calendar days after the Initial Participation Date, unless it is extended by written agreement of the Settling Distributors and the Enforcement Committee.

GGG. “*Released Claims.*” Any and all Claims that directly or indirectly are based on, arise out of, or in any way relate to or concern the Covered Conduct occurring prior to the Reference Date. Without limiting the foregoing, Released Claims include any Claims that have been asserted against a Settling Distributor by any Settling State or Litigating Subdivision in any federal, state, or local action or proceeding (whether judicial, arbitral, or administrative) based on, arising out of, or relating to, in whole or in part, the Covered Conduct, or any such Claims

that could be or could have been asserted now or in the future in those actions or in any comparable action or proceeding brought by a State, Subdivision, or Releasor (whether or not such State, Subdivision, or Releasor has brought such action or proceeding). Released Claims also include all Claims asserted in any proceeding to be dismissed pursuant to this Agreement, whether or not such claims relate to Covered Conduct. The Parties intend that this term, "Released Claims," be interpreted broadly. This Agreement does not release Claims by private individuals. It is the intent of the Parties that Claims by private individuals be treated in accordance with applicable law. Released Claims is also used herein to describe claims brought by a Later Litigating Subdivision or other non-party Subdivision that would have been Released Claims if they had been brought by a Releasor against a Released Entity.

HHH. *"Released Entities."* With respect to Released Claims, the Settling Distributors and (1) all past and present subsidiaries, divisions, predecessors, successors, and assigns (in each case, whether direct or indirect) of each Settling Distributor; (2) all past and present subsidiaries and divisions (in each case, whether direct or indirect) of any entity described in subsection (1); (3) the respective past and present officers, directors, members, trustees, and employees of any of the foregoing (each for actions that occurred during and related to their work for, or employment with, any of the Settling Distributors or the foregoing entities); (4) all past and present joint ventures (whether direct or indirect) of each Settling Distributor or its subsidiaries, including in any Settling Distributor or subsidiary's capacity as a participating member in such joint venture; (5) all direct or indirect parents and shareholders of the Settling Distributors (solely in their capacity as parents or shareholders of the applicable Settling Distributor with respect to Covered Conduct); and (6) any insurer of any Settling Distributor or any person or entity otherwise described in subsections (1)-(5) (solely in its role as insurer of such person or entity and subject to the last sentence of Section XI.C). Any person or entity described in subsections (3)-(6) shall be a Released Entity solely in the capacity described in such clause and shall not be a Released Entity with respect to its conduct in any other capacity. For the avoidance of doubt, CVS Health Corp., Walgreens Boots Alliance, Inc., and Walmart Inc. (collectively, the "*Pharmacies*") are not Released Entities, nor are their direct or indirect past or present subsidiaries, divisions, predecessors, successors, assigns, joint ventures, shareholders, officers, directors, members, trustees, or employees (shareholders, officers, directors, members, trustees, and employees for actions related to their work for, employment with, or involvement with the Pharmacies) Released Entities. Notwithstanding the prior sentence, any joint venture or past or present subsidiary of a Settling Distributor is a Released Entity, including any joint venture between a Settling Distributor or any Settling Distributor's subsidiary and a Pharmacy (or any subsidiary of a Pharmacy); *provided, however*, that any joint venture partner of a Settling Distributor or a Settling Distributor's subsidiary is not a Released Entity unless it falls within subsections (1)-(6) above. Lists of Settling Distributors' subsidiaries, joint ventures, and predecessor entities are appended to this Agreement as Exhibit J. With respect to joint ventures (including predecessor entities), only entities listed on Exhibit J are Released Entities. With respect to wholly-owned subsidiaries (including predecessor entities), Exhibit J represents a good faith effort by the Settling Distributors to list all such entities, but any and all wholly-owned subsidiaries (including predecessor entities) of any Settling Distributor are Released Entities, whether or not they are listed on Exhibit J. For the avoidance of doubt, any entity acquired, or joint venture entered into, by a Settling Distributor after the Reference Date is not a Released Entity.

III. “*Releasors.*” With respect to Released Claims, (1) each Settling State; (2) each Participating Subdivision; and (3) without limitation and to the maximum extent of the power of each Settling State’s Attorney General and/or Participating Subdivision to release Claims, (a) the Settling State’s and Participating Subdivision’s departments, agencies, divisions, boards, commissions, Subdivisions, districts, instrumentalities of any kind and attorneys, including its Attorney General, and any person in his or her official capacity whether elected or appointed to serve any of the foregoing and any agency, person, or other entity claiming by or through any of the foregoing, (b) any public entities, public instrumentalities, public educational institutions, unincorporated districts, fire districts, irrigation districts, and other Special Districts in a Settling State, and (c) any person or entity acting in a *parens patriae*, sovereign, quasi-sovereign, private attorney general, *qui tam*, taxpayer, or other capacity seeking relief on behalf of or generally applicable to the general public with respect to a Settling State or Subdivision in a Settling State, whether or not any of them participate in this Agreement. The inclusion of a specific reference to a type of entity in this definition shall not be construed as meaning that the entity is not a Subdivision. Each Settling State’s Attorney General represents that he or she has or has obtained (or will obtain no later than the Initial Participation Date) the authority set forth in Section XI.G. In addition to being a Releasor as provided herein, a Participating Subdivision shall also provide the Subdivision Settlement Participation Form referenced in Section VII providing for a release to the fullest extent of the Participating Subdivision’s authority.

JJJ. “*Revocation Event.*” With respect to a Bar, Settlement Class Resolution, or Case-Specific Resolution, a revocation, rescission, reversal, overruling, or interpretation that in any way limits the effect of such Bar, Settlement Class Resolution, or Case-Specific Resolution on Released Claims, or any other action or event that otherwise deprives the Bar, Settlement Class Resolution, or Case-Specific Resolution of force or effect in any material respect.

KKK. “*Settlement Class Resolution.*” A class action resolution in a court of competent jurisdiction in a Settling State (that is not successfully removed to federal court) with respect to a class of Subdivisions in that State that (1) conforms with that Settling State’s statutes, case law, and rules of procedure regarding class actions; (2) is approved and entered as an order of a court of competent jurisdiction in that State and such order has become a Final Order; (3) is binding on all Non-Participating Subdivisions in that State (other than opt outs as permitted under the next sentence); (4) provides that all such Non-Participating Subdivisions may not bring any Released Claims against any Released Entities, whether on the ground of this Agreement (or the releases herein) or otherwise; and (5) does not impose any costs or obligations on Settling Distributors other than those provided for in this Agreement, or contain any provision inconsistent with any provision of this Agreement. If applicable state law requires that opt-out rights be afforded to members of the class, a class action resolution otherwise meeting the foregoing requirements shall qualify as a Settlement Class Resolution unless Subdivisions collectively representing more than one percent (1%) of the total population of that State opt out. In seeking certification of any Settlement Class, the applicable State and Participating Subdivisions shall make clear that certification is sought solely for settlement purposes and shall have no applicability beyond approval of the settlement for which certification is sought. Nothing in this Agreement constitutes an admission by any Party that class certification would be appropriate for litigation purposes in any case or for purposes unrelated to this Agreement.

LLL. “*Settlement Fund.*” The interest-bearing fund established pursuant to this Agreement into which the Annual Payments are made under Section IV.

MMM. “*Settlement Fund Administrator.*” The entity that annually determines the Annual Payment (including calculating Incentive Payments pursuant to Section IV and any amounts subject to suspension, offset, or reduction pursuant to Section XII and Section XIII), annually determines the Participation Tier pursuant to Section VIII.C, administers the Settlement Fund, and distributes amounts into the Abatement Accounts Fund, State Fund, and Subdivision Fund pursuant to this Agreement. The duties of the Settlement Fund Administrator shall be governed by this Agreement. Prior to the Initial Participation Date, the Settling Distributors and the Enforcement Committee shall agree to selection and removal processes for and the identity of the Settlement Fund Administrator, and a detailed description of the Settlement Fund Administrator’s duties and responsibilities, including a detailed mechanism for paying the Settlement Fund Administrator’s fees and costs, all of which shall be appended to the Agreement as Exhibit L.

NNN. “*Settlement Fund Escrow.*” The interest-bearing escrow fund established pursuant to this Agreement to hold disputed or suspended payments made under this Agreement, and to hold the first Annual Payment until the Effective Date.

OOO. “*Settlement Payment Schedule.*” The schedule attached to this Agreement as Exhibit M.

PPP. “*Settlement Prepayment.*” As defined in Section IV.J.1.

QQQ. “*Settlement Prepayment Reduction Schedule.*” As defined in Section IV.J.1.

RRR. “*Settling Distributors.*” McKesson Corporation, Cardinal Health, Inc., and AmerisourceBergen Corporation (each, a “*Settling Distributor*”).

SSS. “*Settling State.*” A State that has entered into this Agreement with all Settling Distributors and delivers executed releases in accordance with Section VIII.A.

TTT. “*State.*” With the exception of West Virginia, which has addressed its claims separately and is excluded from participation in this Agreement, the states, commonwealths, and territories of the United States of America, as well as the District of Columbia. The 55 States are listed in Exhibit F. Additionally, the use of non-capitalized “state” to describe something (*e.g.*, “state court”) shall also be read to include parallel entities in commonwealths, territories, and the District of Columbia (*e.g.*, “territorial court”).

UUU. “*State Fund.*” The component of the Settlement Fund described in Section V.C.

VVV. “*State-Subdivision Agreement.*” An agreement that a Settling State reaches with the Subdivisions in that State regarding the allocation, distribution, and/or use of funds allocated to that State and to its Subdivisions. A State-Subdivision Agreement shall be effective if approved pursuant to the provisions of Exhibit O or if adopted by statute. Preexisting agreements addressing funds other than those allocated pursuant to this Agreement shall qualify

if the approval requirements of Exhibit O are met. A State and its Subdivisions may revise a State-Subdivision Agreement if approved pursuant to the provisions of Exhibit O, or if such revision is adopted by statute.

WWW. “*Statutory Trust.*” A trust fund established by state law to receive funds allocated to a Settling State’s Abatement Accounts Fund and restrict any expenditures made using funds from such Settling State’s Abatement Accounts Fund to Opioid Remediation, subject to reasonable administrative expenses. A State may give a Statutory Trust authority to allocate one (1) or more of the three (3) types of funds comprising such State’s Settlement Fund, but this is not required.

XXX. “*Subdivision.*” Any (1) General Purpose Government (including, but not limited to, a municipality, county, county subdivision, city, town, township, parish, village, borough, gore, or any other entities that provide municipal-type government), School District, or Special District within a State, and (2) any other subdivision or subdivision official or sub-entity of or located within a State (whether political, geographical or otherwise, whether functioning or non-functioning, regardless of population overlap, and including, but not limited to, Nonfunctioning Governmental Units and public institutions) that has filed a lawsuit that includes a Released Claim against a Released Entity in a direct, *parens patriae*, or any other capacity. “General Purpose Government,” “School District,” and “Special District” shall correspond to the “five basic types of local governments” recognized by the U.S. Census Bureau and match the 2017 list of Governmental Units.² The three (3) General Purpose Governments are county, municipal, and township governments; the two (2) special purpose governments are School Districts and Special Districts.³ “Fire District,” “Health District,” “Hospital District,” and “Library District” shall correspond to categories of Special Districts recognized by the U.S. Census Bureau.⁴ References to a State’s Subdivisions or to a Subdivision “in,” “of,” or “within” a State include Subdivisions located within the State even if they are not formally or legally a sub-entity of the State; *provided, however*, that a “Health District” that includes any of the following words or phrases in its name shall not be considered a Subdivision: mosquito, pest, insect, spray, vector, animal, air quality, air pollution, clean air, coastal water, tuberculosis, and sanitary.

YYY. “*Subdivision Allocation Percentage.*” The portion of a Settling State’s Subdivision Fund set forth in Exhibit G that a Subdivision will receive pursuant to Section V.C or Section V.D if it becomes a Participating Subdivision. The aggregate Subdivision Allocation

² <https://www.census.gov/data/datasets/2017/econ/gus/public-use-files.html>

³ *E.g.*, U.S. Census Bureau, “Technical Documentation: 2017 Public Use Files for State and Local Government Organization” at 7 (noting that “the Census Bureau recognizes five basic types of local governments,” that three of those are “general purpose governments” (county governments, municipal governments, and township governments), and that the other two are “school district and special district governments”), https://www2.census.gov/programs-surveys/gus/datasets/2017/2017_gov_org_meth_tech_doc.pdf.

⁴ A list of 2017 Government Units provided by the Census Bureau identifies 38,542 Special Districts and categorizes them by “FUNCTION_NAME.” “Govt_Units_2017_Final” spreadsheet, “Special District” sheet, included in “Independent Governments - list of governments with reference information,” <https://www.census.gov/data/datasets/2017/econ/gus/public-use-files.html>. As used herein, “Fire District” corresponds to Special District function name “24 – Local Fire Protection,” “Health District” corresponds to Special District function name “32 – Health,” “Hospital District” corresponds to Special District function name “40 – Hospitals,” and “Library District” corresponds to Special District function name “52 – Libraries.” *See id.*

Percentage of all Subdivisions receiving a Subdivision Allocation Percentage in each State shall equal one hundred percent (100%). Immediately upon the effectiveness of any State-Subdivision Agreement, Allocation Statute, Statutory Trust, or voluntary redistribution allowed by Section V.D.3 (or upon the effectiveness of an amendment to any State-Subdivision Agreement, Allocation Statute, Statutory Trust, or voluntary redistribution allowed by Section V.D.3) that addresses allocation from the Subdivision Fund, or upon any, whether before or after the Initial Participation Date, Exhibit G will automatically be amended to reflect the allocation from the Subdivision Fund pursuant to the State-Subdivision Agreement, Allocation Statute, Statutory Trust, or voluntary redistribution allowed by Section V.D.3. The Subdivision Allocation Percentages contained in Exhibit G may not change once notice is distributed pursuant to Section VII.A, except upon the effectiveness of any State-Subdivision Agreement, Allocation Statute, Statutory Trust, or voluntary redistribution allowed by Section V.D.3 (or upon the effectiveness of an amendment to any State-Subdivision Agreement, Allocation Statute, Statutory Trust, or voluntary redistribution allowed by Section V.D.3) that addresses allocation from the Subdivision Fund. For the avoidance of doubt, no Subdivision not listed on Exhibit G shall receive an allocation from the Subdivision Fund and no provision of this Agreement shall be interpreted to create such an entitlement.

ZZZ. “*Subdivision Fund*.” The component of the Settlement Fund described in Section V.C.

AAAA. “*Subdivision Settlement Participation Form*.” The form attached as Exhibit K that Participating Subdivisions must execute and return to the Settlement Fund Administrator.

BBBB. “*Suspension Amount*.” The amount calculated as follows: the per capita amount corresponding to the applicable Participation Tier as set forth in Exhibit D multiplied by the population of the Later Litigating Subdivision.

CCCC. “*Suspension Cap*.” The amount calculated as follows: the suspension percentage corresponding to the applicable Participation Tier as set forth in Exhibit D multiplied by the amount of the relevant Annual Payment apportioned to the State of the Later Litigating Subdivision and to Subdivisions in that State in each year of the suspension.

DDDD. “*Suspension Deadline*.” With respect to a lawsuit filed by a Later Litigating Subdivision asserting a Released Claim, the deadline set forth in Exhibit D corresponding to the applicable Participation Tier.

EEEE. “*Threshold Motion*.” A motion to dismiss or equivalent dispositive motion made at the outset of litigation under applicable procedure. A Threshold Motion must include as potential grounds for dismissal any applicable Bar or the relevant release by a Settling State or Participating Subdivision provided under this Agreement and, where appropriate under applicable law, any applicable limitations defense.

FFFF. “*Tribal/W. Va. Subdivision Credit*.” The Tribal/W. Va. Subdivision Credit shall equal 2.58% of the Global Settlement Abatement Amount.

GGGG. “*Trigger Date*.” In the case of a Primary Subdivision, the Reference Date. In the case of all other Subdivisions, the Preliminary Agreement Date.

II. Participation by States and Condition to Preliminary Agreement

A. *Notice to States.* On July 22, 2021 this Agreement shall be distributed to all States. The States' Attorneys General shall then have a period of thirty (30) calendar days to decide whether to become Settling States. States that determine to become Settling States shall so notify the National Association of Attorneys General and Settling Distributors and shall further commit to obtaining any necessary additional State releases prior to the Reference Date. This notice period may be extended by written agreement of the Settling Distributors and the Enforcement Committee.

B. *Condition to Preliminary Agreement.* Following the notice period set forth in Section II.A above, the Settling Distributors shall determine on or before the Preliminary Agreement Date whether, in their sole discretion, enough States have agreed to become Settling States to proceed with notice to Subdivisions as set forth in Section VII below. If the Settling Distributors determine that this condition has been satisfied, and that notice to the Litigating Subdivisions should proceed, they will so notify the Settling States by providing notice to the Enforcement Committee and Settlement Fund Administrator on the Preliminary Agreement Date. If the Settling Distributors determine that this condition has not been satisfied, they will so notify the Settling States by providing notice to the Enforcement Committee and Settlement Fund Administrator, and this Agreement will have no further effect and all releases and other commitments or obligations contained herein will be void.

C. *Later Joinder by States.* After the Preliminary Agreement Date, a State may only become a Settling State with the consent of the Settling Distributors, in their sole discretion. If a State becomes a Settling State more than sixty (60) calendar days after the Preliminary Agreement Date, but on or before January 1, 2022, the Subdivisions in that State that become Participating Subdivisions within ninety (90) calendar days of the State becoming a Settling State shall be considered Initial Participating Subdivisions. A State may not become a Settling State after January 1, 2022.

D. *Litigation Activity.* Following the Preliminary Agreement Date, States that determine to become Settling States shall make best efforts to cease litigation activity against Settling Distributors, including by jointly seeking stays or severance of claim against the Settling Distributors, where feasible, and otherwise to minimize such activity by means of agreed deadline extensions and agreed postponement of depositions, document productions, and motion practice if a motion to stay or sever is not feasible or is denied.

III. Injunctive Relief

A. *Injunctive Relief.* As part of the Consent Judgment, the Parties agree to the entry of the injunctive relief terms attached in Exhibit P.

IV. Settlement Payments

A. *Settlement Fund.* All payments under this Section IV shall be made into the Settlement Fund, except that, where specified, they shall be made into the Settlement Fund Escrow. The Settlement Fund shall be allocated and used only as specified in Section V.

B. *Annual Payments.* The Settling Distributors shall make eighteen (18) Annual Payments, each comprised of base and incentive payments as provided in this Section IV, as well as fifty percent (50%) of the amount of any Settlement Fund Administrator costs and fees that exceed the available interest accrued in the Settlement Fund as provided in Section V.C.5, and as determined by the Settlement Fund Administrator as set forth in this Agreement.

1. All data relevant to the determination of the Annual Payment and allocations to Settling States and their Participating Subdivisions listed on Exhibit G shall be submitted to the Settlement Fund Administrator no later than sixty (60) calendar days prior to the Payment Date for each Annual Payment. The Settlement Fund Administrator shall then determine the Annual Payment, the amount to be paid to each Settling State and its Participating Subdivisions included on Exhibit G, and the amount of any Settlement Fund Administrator costs and fees, all consistent with the provisions in Exhibit L, by:

- a. determining, for each Settling State, the amount of base and incentive payments to which the State is entitled by applying the criteria under Section IV.D, Section IV.E, and Section IV.F;
- b. applying any suspensions, offsets, or reductions as specified under Section IV, Section XII, and Section XIII;
- c. applying any adjustment required as a result of prepayment or significant financial constraint, as specified under Section IV.J and Section IV.K;
- d. determining the amount of any Settlement Fund Administrator costs and fees that exceed the available interest accrued in the Settlement Fund, as well as the amounts, if any, of such costs and fees owed by Settling Distributors and out of the Settlement Fund pursuant to Section V.C.5;
- e. determining the total amount owed by Settling Distributors (including any amounts to be held in the Settlement Fund Escrow pending resolution of a case by a Later Litigating Subdivision as described in Section XII) to all Settling States and the Participating Subdivisions listed on Exhibit G; and
- f. the Settlement Fund Administrator shall then allocate, after subtracting the portion of any Settlement Fund Administrator costs and fees owed out of funds from the Settlement Fund pursuant to Section V.C.5, the Annual Payment pursuant to Section V.C and Section V.D among the Settling States, among the separate types of funds for each Settling State (if applicable), and among the Participating Subdivisions listed on Exhibit G.

2. The Settlement Fund Administrator shall also apply the allocation percentages set forth in Section IV.I and determine for each Settling Distributor the amount of its allocable share of the Annual Payment. For the avoidance of doubt, each Settling Distributor's liability for its share of the Annual Payment is several, and not joint.

3. As soon as possible, but no later than fifty (50) calendar days prior to the Payment Date for each Annual Payment and following the determination described in Section IV.B.1 and Section IV.B.2, the Settlement Fund Administrator shall give notice to the Settling Distributors, the Settling States, and the Enforcement Committee of the amount of the Annual Payment (including the amount of the Settlement Fund to be allocated to the Settlement Fund Administrator in costs and fees pursuant to Section V.C.5), the amount to be received by each Settling State, the amount to be received by the separate types of funds for each Settling State (if applicable), and the amount to be received by each Settling State's Participating Subdivisions listed on Exhibit G. The Settlement Fund Administrator shall also give notice to each Settling Distributor of the amount of its allocable share of the Annual Payment, including its allocable share of the amount of any Settlement Fund Administrator costs and fees that exceed the available interest accrued in the Settlement Fund pursuant to Section V.C.5.

4. Within twenty-one (21) calendar days of the notice provided by the Settlement Fund Administrator, any party may dispute, in writing, the calculation of the Annual Payment (including the amount allocated for Settlement Fund Administrator costs and fees), or the amount to be received by a Settling State and/or its Participating Subdivisions listed on Exhibit G. Such disputing party must provide a written notice of dispute to the Settlement Fund Administrator, the Enforcement Committee, any affected Settling State, and the Settling Distributors identifying the nature of the dispute, the amount of money that is disputed, and the Settling State(s) affected.

5. Within twenty-one (21) calendar days of the sending of a written notice of dispute, any affected party may submit a response, in writing, to the Settlement Fund Administrator, the Enforcement Committee, any affected Settling State, and the Settling Distributors identifying the basis for disagreement with the notice of dispute.

6. If no response is filed, the Settlement Fund Administrator shall adjust the amount calculated consistent with the written notice of dispute, and each Settling Distributor shall pay its allocable share of the adjusted amount, collectively totaling that year's Annual Payment, on the Payment Date. If a written response to the written notice of dispute is timely sent to the Settlement Fund Administrator, the Settlement Fund Administrator shall notify the Settling Distributors of the preliminary amount to be paid, which shall be the greater of the amount originally calculated by the Settling Administrator or the amount that would be consistent with the notice of dispute, *provided, however*, that in no circumstances shall the preliminary amount to be paid be higher than the maximum amount of Base and Incentive Payments A and D for that Payment Year as set forth on Exhibit M. For the avoidance of doubt, a transfer of suspended payments from the Settlement Fund Escrow pursuant to Section XII.A.2 does not count toward determining whether the amount to be paid is higher than the maximum amount of Base and Incentive Payments A and D for that Payment Year as set forth on Exhibit M.

7. The Settlement Fund Administrator shall place any disputed amount of the preliminary amount paid by the Settling Distributors into the Settlement Fund Escrow and shall disburse any undisputed amount to each Settling State and its Participating

Subdivisions listed on Exhibit G within fifteen (15) calendar days of the Payment Date or at such later time as directed by each Settling State.

8. Disputes described in this subsection shall be resolved in accordance with the terms of Section VI.F.

9. For the avoidance of doubt, no Subdivision not listed on Exhibit G shall receive an allocation from the Subdivision Fund and no provision of this Agreement shall be interpreted to create such an entitlement.

C. *Procedure for Annual Payment in Payment Years 1 and 2.* The process described in Section IV.B shall not apply to Payment Years 1 and 2. The procedure in lieu of Section IV.B.1 for Payment Years 1 and 2 is as set forth below:

1. The Payment Date for Payment Year 1 is September 30, 2021. *Provided* that the condition set forth in Section II.B has been satisfied, on or before such date, the Settling Distributors shall pay into the Settlement Fund Escrow the total amount of the base payment, Incentive Payment A for the Settling States (the amount specified in Exhibit M for Payment Year 1 reduced by the allocable share of any Non-Settling States), and the Settling Distributors' allocable share of the amount of any Settlement Fund Administrator costs and fees that exceed the available interest accrued in the Settlement Fund pursuant to Section V.C.5. In the event that, in accordance with the terms of Section VIII.A, the Settling Distributors determine not to proceed with the Settlement, or the Settlement does not become effective for any other reason, the funds held in the Settlement Fund Escrow shall immediately revert to the Settling Distributors. If the condition set forth in Section VIII.A is met, the Settlement Fund Administrator shall allocate the Annual Payment, after subtracting the portion of Settlement Fund Administrator costs and fees owed out of funds from the Settlement Fund pursuant to Section V.C.5, pursuant to Section V.C and Section V.D among the Settling States and their Participating Subdivisions listed on Exhibit G. The portion of any Settlement Fund Administrator costs and fees owed out of funds from the Settlement Fund pursuant to Section V.C.5 shall be available to the Settlement Fund Administrator for the payment of such costs and fees immediately. The remainder of the Annual Payment for Payment Year 1 shall be transferred by the Settlement Fund Administrator on the Effective Date from the Settlement Fund Escrow to the Settlement Fund and then to each Settling State and to its Initial Participating Subdivisions included on Exhibit G; *provided, however*, that for any Settling State where the Consent Judgment has not been entered as of the Effective Date, the funds allocable to that Settling State and its Participating Subdivisions included on Exhibit G shall not be transferred from the Settlement Fund Escrow or disbursed until ten (10) calendar days after the entry of the Consent Judgment in that State; and, *provided, further*, the Settlement Fund Administrator shall leave in the Settlement Fund Escrow funds allocated to Subdivisions included on Exhibit G that are not Initial Participating Subdivisions. Should such a Subdivision become a Participating Subdivision between the Initial Participation Date and the Effective Date, the allocation for such Participating Subdivision shall be transferred to the Settlement Fund and paid to the Participating Subdivision at the same time as Initial Participating Subdivisions in that State are paid.

2. The Payment Date for Payment Year 2 is July 15, 2022. On or before such date, the Settling Distributors shall pay into the Settlement Fund the total amount of the base payment, Incentive Payment A for the Settling States (the amount specified in Exhibit M for Payment Year 2 reduced by the allocable share of any Non-Settling States), and the Settling Distributors' allocable share of the amount of any Settlement Fund Administrator costs and fees that exceed the available interest accrued in the Settlement Fund pursuant to Section V.C.5. The portion of any Settlement Fund Administrator costs and fees owed out of funds from the Settlement Fund pursuant to Section V.C.5 shall be available to the Settlement Fund Administrator for the payment of such costs and fees immediately. The Settlement Fund Administrator shall disburse the remaining amounts to each Settling State and to its Participating Subdivisions included on Exhibit G within fifteen (15) calendar days of the Payment Date or at such later time as directed by each Settling State. If a Settling State enacts a legislative Bar after the Initial Participation Date, but before July 15, 2022, a Subdivision that meets the requirements for becoming a Participating Subdivision under Section VII prior to July 15, 2022 (but was not an Initial Participating Subdivision) shall be eligible to receive its allocated share (if any) for Payment Year 2, and it shall also receive any amounts allocated to it for Payment Year 1 from the Settlement Fund Escrow.

3. Any amounts remaining in the Settlement Fund Escrow for allocations to Subdivisions listed on Exhibit G that have not become Participating Subdivisions after all payments for Payment Year 2 are disbursed shall be transferred to the Settlement Fund and disbursed to the appropriate sub-funds in each Settling State pursuant to Section V.D.5.

4. Any disputes as to the allocation of the Annual Payments in Payment Years 1 and 2 shall be resolved pursuant to the process set forth in Section IV.B.3 through Section IV.B.8, except that in Payment Year 1, the Settlement Fund Administrator shall have until ten (10) calendar days after the Initial Participation Date to give notice of the amount to be received by each Settling State, the amount to be received by the separate types of funds for each Settling State (if applicable), and the amount to be received by each Initial Participating Subdivision in the Settling States that is listed on Exhibit G.

D. *Payment Date for Subsequent Payment Years.* The Payment Date for Payment Year 3 and successive Payment Years is July 15 of the third and successive years and the Annual Payment shall be made pursuant to the process set forth in Section IV.B, except that, with respect to Payment Year 3, Settling States shall have up to the Payment Date to become eligible for Incentive Payment A and thus avoid the reductions set forth in Section XIII. If a Settling State enacts a Bar less than sixty (60) calendar days before the Payment Date for Payment Year 3, each Settling Distributor shall pay, within thirty (30) calendar days of the Payment Year 3 Payment Date, its allocable share, pursuant to Section IV.I, of the difference between the Annual Payment as calculated by the Settlement Fund Administrator and the amount that would have been owed had the Settlement Fund Administrator taken the Bar into account.

E. *Base Payments.* Subject to the suspension, reduction, and offset provisions set forth in Section XII and Section XIII, the Settling Distributors shall collectively make base

payments equal to fifty-five percent (55%) of the Net Abatement Amount multiplied by the aggregate Overall Allocation Percentage of the Settling States. These payments will be due in installments consistent with Exhibit M over the eighteen (18) Payment Years and as adjusted by the Settlement Fund Administrator pursuant to the provisions in Section IV, Section XII, and Section XIII.

F. *Incentive Payments.* Subject to the suspension, offset, and reduction provisions set forth in Section XII and Section XIII, the Settling Distributors shall collectively make potential additional incentive payments totaling up to a maximum of forty-five percent (45%) of the Net Abatement Amount multiplied by the aggregate Overall Allocation Percentage of the Settling States, with the actual amount depending on whether and the extent to which the criteria set forth below are met in each Settling State. The incentive payments shall be divided among four (4) categories, referred to as Incentive Payments A-D. Incentive Payments A-C will be due in installments over the eighteen (18) Payment Years, and Incentive Payment D will be due in installments over thirteen (13) years beginning with Payment Year 6. The total amount of incentive payments in an Annual Payment shall be the sum of the incentive payments for which individual Settling States are eligible for that Payment Year under the criteria set forth below. The incentive payments shall be made with respect to a specific Settling State based on its eligibility for that year under the criteria set forth below.

1. Incentive Payment A. Incentive Payment A shall be equal to forty percent (40%) of the Net Abatement Amount multiplied by the aggregate Overall Allocation Percentage of the Settling States, provided all Settling States satisfy the requirements of Incentive Payment A. Incentive Payment A will be due to a Settling State as part of the Annual Payment in each of the eighteen (18) Payment Years that a Settling State is eligible for Incentive Payment A and shall equal a total potential maximum of \$7,421,605,477 if all States are eligible for all eighteen (18) Payment Years. Each Settling State's share of Incentive Payment A in a given year, *provided* that Settling State is eligible, shall equal the total maximum amount available for Incentive Payment A for that year as reflected in Exhibit M times the Settling State's Overall Allocation Percentage. Eligibility for Incentive Payment A is as follows:

a. For the Payment Years 1 and 2, all Settling States are deemed eligible for Incentive Payment A.

b. For each Payment Year other than Payment Years 1 and 2, a Settling State is eligible for Incentive Payment A if, as of sixty (60) calendar days prior to the Payment Date (except that in Payment Year 3, this date is as of the Payment Date), (i) there is a Bar in that State in full force and effect, (ii) there is a Settlement Class Resolution in that State in full force and effect, (iii) the Released Claims of all of the following entities are released through the execution of Subdivision Settlement Participation Forms, or there is a Case-Specific Resolution against such entities: all Primary Subdivisions, Litigating Subdivisions, School Districts with a K-12 student enrollment of at least 25,000 or .10% of a State's population, whichever is greater, and Health Districts and Hospital Districts that have at least one hundred twenty-five (125) hospital beds in one or more hospitals rendering services in that district; or (iv) a combination of

the actions in clauses (i)-(iii) has achieved the same level of resolution of Claims by Subdivisions (*e.g.*, a Bar against future litigation combined with full joinder by Litigating Subdivisions). For the avoidance of doubt, subsection (iv) cannot be satisfied unless all Litigating Subdivisions are Participating Subdivisions or there is a Case-Specific Resolution against any such Subdivisions that are not Participating Subdivisions. The Settling Distributors and the Enforcement Committee shall meet and confer in order to agree on data sources for purposes of this Section prior to the Preliminary Agreement Date.

c. Notwithstanding Section IV.F.1.b, for each Payment Year other than Payment Years 1 and 2, a Settling State that is not eligible for Incentive Payment A as of the Incentive Payment Final Eligibility Date shall not be eligible for Incentive Payment A for that Payment Year or any subsequent Payment Years.

d. If the Settling Distributors made a payment under Incentive Payment A solely on the basis of a Bar or Settlement Class Resolution in a Settling State and that Bar or Settlement Class Resolution is subsequently removed, revoked, rescinded, reversed, overruled, interpreted in a manner to limit the scope of the release, or otherwise deprived of force or effect in any material respect, that Settling State shall not be eligible for Incentive Payment A thereafter, unless the State requalifies for Incentive Payment A through any method pursuant to Section IV.F.1.b, in which case the Settling State shall be eligible for Incentive Payment A less any litigation fees and costs incurred by Settling Distributor in the interim, except that, if the re-imposition occurs after the completion of opening statements in a trial involving a Released Claim, the Settling State shall not be eligible for Incentive Payment A (unless this exception is waived by the Settling Distributors).

e. In determining the amount of Incentive Payment A that Settling Distributors will pay in a Payment Year and each Settling State's share, if any, of Incentive Payment A for that Payment Year, the Settlement Fund Administrator shall: (i) identify all Settling States that are eligible for Incentive Payment A; (ii) multiply the Overall Allocation Percentage for each such eligible Settling State by the maximum amount that Settling Distributors could owe with respect to Incentive Payment A for that Payment Year as listed on Exhibit M. The amount calculated in (ii) shall be the amount allocated to a Settling State eligible for Incentive Payment A for that Payment Year and the aggregate of each such amount for Settling States eligible for Incentive Payment A shall be the amount of Incentive Payment A Settling Distributors are obligated to pay in that Payment Year, all such amounts subject to the suspension, offset, and reduction provisions in Section XII and Section XIII.

2. Incentive Payment B. Incentive Payment B shall be available to Settling States that are not eligible for Incentive Payment A for the applicable Payment Year. Incentive Payment B shall be equal to up to twenty-five percent (25%) of the Net Abatement Amount multiplied by the aggregate Overall Allocation Percentage of the

Settling States. Incentive Payment B will be due to a Settling State as part of the Annual Payment in each of the eighteen (18) Payment Years that a Settling State is eligible for Incentive Payment B and equal a total potential maximum of \$4,638,503,423 if all States are eligible for all eighteen (18) Payment Years. Each Settling State's maximum share of Incentive Payment B in a given year shall equal the total maximum amount available for Incentive Payment B for that year as reflected in Exhibit M times the Settling State's Overall Allocation Percentage. Eligibility for Incentive Payment B is as follows:

a. A Settling State is not eligible for Incentive Payment B for a Payment Year for which it is eligible for Incentive Payment A.

b. Subject to Section IV.F.2.a, the amount of Incentive Payment B for which a Settling State is eligible in a Payment Year shall be a percentage of that State's maximum share of Incentive Payment B based on the extent to which (A) Litigating Subdivisions in the State are Participating Subdivisions or (B) there is a Case-Specific Resolution against Litigating Subdivisions in the State, collectively, "*Incentive B Eligible Subdivisions*." The percentage of the State's maximum share of Incentive Payment B that the State is eligible for in a Payment Year shall be determined according to the table below:

Percentage of Litigating Subdivision Population that is Incentive B Eligible Subdivision Population⁵	Incentive Payment B Eligibility Percentage
Up to 85%	0%
85%+	30%
86+	40%
91+	50%
95+	60%
99%+	95%
100%	100%

⁵ The "Percentage of Litigating Subdivision Population that is Incentive B Eligible Subdivision Population" shall be determined by the aggregate population of the Settling State's Litigating Subdivisions that are Incentive B Eligible Subdivisions divided by the aggregate population of the Settling State's Litigating Subdivisions. In calculating the Settling State's population that resides in Litigating Subdivisions, (a) the population of the Settling State's Litigating Subdivisions shall be the sum of the population of all Litigating Subdivisions in the Settling State, notwithstanding that persons may be included within the population of more than one Litigating Subdivision, and (b) the population that resides in Incentive B Eligible Subdivisions shall be the sum of the population of the Incentive B Eligible Subdivisions, notwithstanding that persons may be included within the population of more than one Incentive B Eligible Subdivision. An individual Litigating Subdivision shall not be included more than once in the numerator, and shall not be included more than once in the denominator, of the calculation regardless if it (or any of its officials) is named as multiple plaintiffs in the same lawsuit; *provided, however*, that for the avoidance of doubt, no Litigating Subdivision will be excluded from the numerator or denominator under this sentence unless a Litigating Subdivision otherwise counted in the denominator has the authority to release the Claims (consistent with Section XI) of the Litigating Subdivision to be excluded. For the avoidance of doubt, a Settling State in which the population that resides in Incentive B Eligible Subdivisions is less than eighty-five percent (85%) of the population of Litigating Subdivisions shall not be eligible for any portion of Incentive Payment B.

c. In determining the amount that Settling Distributors will pay in a Payment Year under Incentive Payment B and each Settling State's share of Incentive Payment B for that Payment Year, the Settlement Fund Administrator shall: (i) identify all States that are eligible for Incentive Payment B because they are ineligible for Incentive Payment A; (ii) determine the Incentive Payment B eligibility percentage for each such Settling State; (iii) multiply the Incentive Payment B eligibility percentage for each such State by the Overall Allocation Percentage of that State; (iv) multiply the product from (iii) by the maximum amount that Settling Distributors could owe under Incentive Payment B for that Payment Year from Exhibit M. The amount calculated in (iv) shall be the amount allocated to a Settling State eligible for Incentive Payment B for that Payment Year, and the aggregate of such amounts for Settling States eligible for Incentive Payment B shall be the amount paid for that Payment Year by Settling Distributors with respect to Incentive Payment B, all such amounts subject to the suspension, offset, and reduction provisions in Section XII and Section XIII. If there are no Litigating Subdivisions in a Settling State, and that Settling State is otherwise eligible for Incentive Payment B, that Settling State will receive its full allocable share of Incentive Payment B.

d. A Settling State's eligibility for Incentive Payment B for a Payment Year shall be determined as of sixty (60) calendar days prior to the Payment Date for that Payment Year; *provided* that the percentage of Incentive Payment B for which a Settling State is eligible as of the Incentive Payment Final Eligibility Date shall cap its eligibility for that Payment Year and all subsequent Payment Years.

3. Incentive Payment C. Incentive Payment C shall be available to Settling States that are not eligible for Incentive Payment A for a Payment Year, including to Settling States that are also eligible for Incentive Payment B. Incentive Payment C shall be equal to up to fifteen percent (15%) of the Net Abatement Amount multiplied by the aggregate Overall Allocation Percentage of the Settling States. Incentive Payment C will be due to a Settling State as part of the Annual Payment in each of the eighteen (18) Payment Years that a Settling State is eligible for Incentive Payment C and equal a total potential maximum of \$2,783,102,054 if all States are eligible for all eighteen (18) Payment Years. Each Settling State's maximum share of Incentive Payment C in a given year shall equal the total maximum amount available for Incentive Payment C for that year as reflected in Exhibit M multiplied by the Settling State's Overall Allocation Percentage. Eligibility for Incentive Payment C is as follows:

a. A Settling State is not eligible for Incentive Payment C for a Payment Year in which it is eligible for Incentive Payment A.

b. Subject to Section IV.F.3.a, the amount of Incentive Payment C for which a Settling State is eligible in a Payment Year shall be a percentage of the State's maximum share of Incentive Payment C based on the extent to which (A) Non-Litigating Subdivisions that are Primary Subdivisions with a population

over 30,000 and Litigating Subdivisions in the State are Participating Subdivisions or (B) there is a Case-Specific Resolution against Non-Litigating Subdivisions that are Primary Subdivisions with a population over 30,000 and Litigating Subdivisions in the State, collectively, "*Incentive C Eligible Subdivisions*." The percentage of the State's maximum share of Incentive Payment C that the State is eligible for in a Payment Year shall be determined according to the table below:

Percentage of Relevant Subdivision Population that is Incentive C Eligible Population⁶	Incentive Payment C Eligibility Percentage
Up to 60%	0%
60%+	25%
70%+	35%
75%+	40%
80%+	45%
85%+	55%
90%+	60%
93%+	65%
94%+	75%
95+	90%
98+	95%
100%	100%

c. In determining the amount that Settling Distributors will pay in a Payment Year under Incentive Payment C and each Settling State's share of Incentive Payment C for that Payment Year, the Settlement Fund Administrator shall: (i) identify all States that are eligible for Incentive Payment C because they are ineligible for Incentive Payment A; (ii) determine the Incentive Payment C eligibility percentage for each such Settling State; (iii) multiply the Incentive Payment C eligibility percentage for each such State by the Overall Allocation Percentage of that State; (iv) multiply the product from (iii) by the maximum

⁶ The "Percentage of Relevant Subdivision Population that is Incentive C Eligible Population" shall be determined by the aggregate population of the Settling State's Incentive C Eligible Subdivisions divided by the aggregate population of the Settling State's Non-Litigating Primary Subdivisions with a population over 30,000 and Litigating Subdivisions ("*Incentive Payment C Subdivisions*"). None of the population figures shall include Prior Litigating Subdivisions. In calculating the Settling State's population that resides in Incentive Payment C Subdivisions, (a) the population shall be the sum of the population of all Incentive Payment C Subdivisions in the Settling State, notwithstanding that persons may be included within the population of more than one Incentive Payment C Subdivision, and (b) the population that resides in Incentive C Eligible Subdivisions shall be the sum of the population of the Incentive C Eligible Subdivisions, notwithstanding that persons may be included within the population of more than one Incentive C Eligible Subdivision. An individual Incentive Payment C Subdivision shall not be included more than once in the numerator, and shall not be included more than once in the denominator, of the calculation regardless if it (or any of its officials) is named as multiple plaintiffs in the same lawsuit. For the avoidance of doubt, a Settling State in which the population that resides in Incentive C Eligible Subdivisions is less than sixty percent (60%) of the population of Incentive Payment C Subdivisions shall not be eligible for any portion of Incentive Payment C.

amount that Settling Distributors could owe under Incentive Payment C for that Payment Year from Exhibit M. The amount calculated in (iv) shall be the amount allocated to a Settling State eligible for Incentive Payment C for that Payment Year and the aggregate of such amounts for Settling States eligible for Incentive Payment C shall be the amount paid for that Payment Year by Settling Distributors with respect to Incentive Payment C, all such amounts subject to the suspension, offset, and reduction provisions in Section XII and Section XIII. If there are no Litigating Subdivisions or Non-Litigating Subdivisions that are Primary Subdivisions with a population of more than 30,000 in a Settling State, and that Settling State is otherwise eligible for Incentive Payment C, that Settling State will receive its full allocable share of Incentive Payment C.

d. A Settling State's eligibility for Incentive Payment C for a Payment Year shall be determined as of sixty (60) calendar days prior to the Payment Date for that Payment Year; *provided* that the percentage of Incentive Payment C for which a Settling State is eligible as of the Incentive Payment Final Eligibility Date shall cap its eligibility for that Payment Year and all subsequent Payment Years.

4. Incentive Payment D. Incentive Payment D shall be applied at Payment Year 6. Incentive Payment D shall be equal to five percent (5%) of the Net Abatement Amount multiplied by the aggregate Overall Allocation Percentage of the Settling States. Incentive Payment D will be due to a Settling State as part of the Annual Payment for each of thirteen (13) Payment Years (from Payment Year 6 to Payment Year 18) that any Settling State is eligible for Incentive Payment D and equal a total potential maximum of \$927,700,685 if all States are eligible for all thirteen (13) Payment Years. Each Settling State's share of Incentive Payment D in a given year shall equal the total maximum amount available for Incentive Payment D for that year as reflected in Exhibit M times the Settling State's Overall Allocation Percentage. Eligibility for Incentive Payment D is as follows:

a. A Settling State is eligible for Incentive Payment D if there has been no Later Litigating Subdivision in that State that has had a Claim against a Released Entity survive more than six (6) months after denial in whole or in part of a Threshold Motion.

b. A Settling State's eligibility for Incentive Payment D shall be determined as of sixty (60) calendar days prior to the Payment Date. If a Later Litigating Subdivision's lawsuit in that State survives more than six (6) months after denial in whole or in part of a Threshold Motion after that date, that State shall not be eligible for Incentive Payment D for the Payment Year in which that occurs and any subsequent Payment Year.

c. Notwithstanding Section IV.F.4, a Settling State can become re-eligible for Incentive Payment D if the lawsuit that survived a Threshold Motion is dismissed pursuant to a later motion on grounds included in the Threshold Motion, in which case the Settling State shall be eligible for Incentive Payment D

less any litigation fees and costs incurred by Settling Distributor in the interim, except that if the dismissal motion occurs after the completion of opening statements in such action, the Settling State shall not be eligible for Incentive Payment D.

d. For the avoidance of doubt, a Settling State may be eligible for Incentive Payment D whether or not it is eligible for Incentive Payments A-C.

e. In determining the amount of Incentive Payment D that Settling Distributors will pay in a Payment Year and each Settling State's share, if any, of Incentive Payment D for that Payment Year, the Settlement Fund Administrator shall: (i) identify all Settling States that are eligible for Incentive Payment D; (ii) multiply the Overall Allocation Percentage for each such eligible Settling State by the maximum amount that Settling Distributors could owe with respect to Incentive Payment D for that Payment Year listed on Exhibit M; and (iii) subtract any litigation fees and costs allowed to be deducted pursuant to Section IV.F.4.c. The amount calculated in (iii) shall be the amount allocated to a Settling State eligible for Incentive Payment D for that Payment Year and the aggregate of each such amount for Settling States eligible for Incentive Payment D shall be the amount of Incentive Payment D Settling Distributors are obligated to pay in that Payment Year, all such amounts subject to the suspension, reduction, and offset provisions in Section XII and Section XIII.

G. *Reductions/Offsets.* The base and incentive payments are subject to suspension, offset, and reduction as provided in Section XII and Section XIII.

H. *State-Specific Agreements.* Notwithstanding any other provision of this Agreement or any other agreement, in the event that: (1) the Settling Distributors enter into an agreement with any Settling State that resolves with finality such Settling State's Claims consistent with Section XI of this Agreement and such agreement has an effective date prior to the Effective Date of this Agreement (such agreement, a "State-Specific Agreement") and (2) pursuant to the terms of the State-Specific Agreement, any payments, or any portion thereof, made by the Settling Distributors thereunder are made in lieu of any payments (for the avoidance of doubt, including the Additional Restitution Amount), or any portion thereof, to be made under this Agreement and the Settling Distributors make such a payment pursuant to the State-Specific Agreement, then the Settling Distributors will reduce any payments allocable to such Settling State (whether made to the Settlement Fund Escrow or the Settlement Fund) made pursuant to this Agreement to the extent such amount was already paid pursuant to the terms of the State-Specific Agreement.

I. *Allocation of Payments among Settling Distributors.* Payments due from the Settling Distributors under this Section IV, Section IX, and Section X will be allocated among the Settling Distributors as follows: McKesson – 38.1%; Amerisource – 31.0%; Cardinal – 30.9%. A Settling Distributor's sole responsibility for payments under this Agreement shall be to make its share of each payment. The obligations of the Settling Distributors in this Agreement are several and not joint. No Settling Distributor shall be responsible for any portion of another Settling Distributor's share.

J. *Pre-payment Option.*

1. Any Settling Distributor shall have the right, subject to the limitations set forth in Section IV.J.3, to prepay any base payment or incentive payment in whole or in part, without premium or penalty (a "*Settlement Prepayment*") by providing at least fourteen (14) calendar days prior written notice to the Settlement Fund Administrator and Enforcement Committee (a "*Prepayment Notice*"). Any Prepayment Notice shall specify: (a) the gross amount of the Settlement Prepayment (the "*Gross Settlement Amount*"), (b) the manner in which such Settlement Prepayment shall be applied to reduce such Settling Distributor's future share of Annual Payments (*i.e.*, to which future year(s) the allocable portion of an Annual Payment owed by such Settling Distributor the Settlement Prepayment should be applied) (such manner of application, a "*Settlement Prepayment Reduction Schedule*"), (c) the net present value of the Settlement Prepayment as of the Prepayment Date based on the Settlement Prepayment Reduction Schedule using a discount rate equal to the prime rate as published by the *Wall Street Journal* on the date of the Prepayment Notice plus 1.75% (such net present value amount, the "*Net Settlement Prepayment Amount*"), and (d) the date on which the prepayment will be made, which shall be no more than fifteen (15) calendar days after the date of the Prepayment Notice (the "*Prepayment Date*").

2. On the Prepayment Date the Settling Distributor shall pay the Net Settlement Prepayment Amount to the Settlement Fund and such amount shall be used only as specified in Section V. Following such payment, all future portions of the Annual Payments allocated to the applicable Settling Distributor under Section IV.E and Section IV.F shall be reduced pursuant to the Settlement Prepayment Reduction Schedule, and the Exhibit M will be updated to give effect to such reduction, and going forward such updated schedule will be Exhibit M.

3. A Settling Distributor's right to make prepayments shall be subject to the following limitations:

a. Prepayments may apply to base payments or to both base and incentive payments. If the prepayment applies to both base and incentive payments, the prepayments will apply proportionately across base and incentive payments.

b. A Settling Distributor shall make no more than three (3) prepayments over the eighteen (18) year payment term. A Settling Distributor shall not make more than one (1) prepayment in a five (5) year period and there shall not be prepayments made in the first two (2) Payment Years.

c. Prepayments shall only be applied to one (1) or more of the three (3) Payment Years following the prepayment.

d. The total amount of a prepayment of base payments after discounting calculations shall not be larger than the base payment for the Payment Year with the lowest Annual Payment amount affected by the prepayment. The

total amount of a prepayment for both base payments and incentive payments shall not be larger than the base payment and anticipated incentive payment for the lowest Payment Year affected by the prepayment. The "anticipated incentive payment" for a future Payment Year shall reflect the incentives earned by each Settling State as of the time of the prepayment and any offsets or adjustments known at that time.

e. In a Payment Year against which there has been a prepayment, if the amount a Settling State is calculated to receive is greater than the amount prepaid prior to discounting calculations, the Settling Distributor shall pay the difference. If, in a Payment Year for which there has been a prepayment, the amount that a Settling State is calculated to receive is less than the amount calculated at the time of the prepayment, there shall be a credit for the difference to the Settling Distributor to be applied in the subsequent Payment Year(s), if any.

f. Prepayments shall be applied proportionately to all Settling States.

4. The Settling States may agree to a prepayment that does not apply these restrictions. Such a prepayment would need approval of Settling States representing at least ninety-five percent (95%) allocable share as measured by the allocations in Exhibit E; *provided, however*, that this provision does not limit or restrict any Settling State from negotiating its own prepayment with a Settling Distributor.

5. For illustrative purposes only, attached as Exhibit Q are examples showing a Settlement Prepayment, the related calculation of the Net Settlement Prepayment Amount, and the related adjustment to the Settlement Payment Schedule.

K. *Significant Financial Constraint.*

1. A Settling Distributor's allocable share of the Annual Payment for a Payment Year may, at the election of such Settling Distributor, be deferred either (a) up to the amount by which that share plus such Settling Distributor's share of amounts payable under Section IX and Section X would exceed twenty percent (20%) of such Settling Distributor's total operating cash flow (as determined pursuant to United States generally accepted accounting principles) for its fiscal year that concluded most recently prior to the due date for that payment or (b) (i) up to twenty-five percent (25%) if, as of thirty (30) calendar days preceding that payment date, the company's credit rating from one or more of the three nationally recognized rating agencies is below BBB or Baa2 or (ii) up to one hundred percent (100%) if, as of thirty (30) calendar days preceding that payment date, the company's credit rating from one or more of the three nationally recognized rating agencies is below BBB- or Baa3. If the reason for exceeding twenty percent (20%) of a Settling Distributor's total operating cash flow or the decrease in credit rating is substantially attributable to the incurrence of debt to fund post-settlement acquisitions or to the payment of dividends and/or share repurchases that together are of an amount that exceeds the total amount of those two items for the prior fiscal year, no deferral is available. A Settling Distributor shall not be allowed to defer payment for a

Payment Year if that Settling Distributor engaged in any share repurchases in the three fiscal quarters prior to the Payment Date for that Payment Year.

2. If a Settling Distributor has reason to believe that it will not be able to pay some or all of its allocable share of the Annual Payment for a Payment Year, it shall provide at least ninety (90) calendar days' prior written notice to the Settlement Fund Administrator and Enforcement Committee (a "*Deferred Payment Notice*"). Any Deferred Payment Notice shall specify and include: (a) the gross amount of the payments owed (including the estimated allocable portion of the Annual Payment, and amounts owed under Section IX and Section X, by the relevant Settling Distributor), (b) the amount that the Settling Distributor believes it will be unable to pay, (c) the accounting and audited financial documents upon which the Settling Distributor relied for making this determination, and (d) any other relevant information for the Enforcement Committee to consider.

3. A Settling Distributor shall not utilize this provision during the first three (3) Payment Years. If a Settling Distributor defers some or all of the payments due in a Payment Year pursuant to this Section IV.K, it shall not repurchase any shares, or fund new acquisitions with an acquisition price greater than \$250 million, during the deferral period until the deferred amount is fully repaid with interest. Any amounts deferred shall bear interest at an interest rate equal to the prime rate as published by the *Wall Street Journal* on the date of the Deferral Payment Notice plus 0.5%.

4. The Settling Distributor shall pay all deferred amounts, including applicable interest on the next Payment Date. If the amounts previously deferred (including interest) together with the Settling Distributor's share of all payments due for a Payment Year would allow for a deferral under Section IV.K.1, the Settling Distributor shall pay as much of the previously deferred amounts (including interest) as it can pay without triggering the ability to defer payment and may defer the remainder as permitted under (and subject to the restrictions of) this Section IV.K.

5. Deferrals will apply proportionally across base payments and incentive payments. For the avoidance of doubt, this Section IV.K applies fully to Payment Years after the first three (3) Payment Years, including the base payments and all incentive payments due pursuant to this Agreement during the Payment Year at issue.

6. If a Settling Distributor could pay a portion of its allocable share of the Annual Payments due pursuant to this Agreement during a Payment Year without triggering this Section IV.K, the Settling Distributor shall be required to pay that portion as scheduled and only the excess would be subject to deferral at the election of the Settling Distributor (in whole or in part) as provided herein.

7. The Settling Distributor shall pay any deferred amounts, including applicable interest on or before the date on which the payment is due for Payment Year 18.

V. Allocation and Use of Settlement Payments

A. *Components of Settlement Fund.* The Settlement Fund shall be comprised of an Abatement Accounts Fund, a State Fund, and a Subdivision Fund for each Settling State. The payments made under Section IV into the Settlement Fund shall be initially allocated among those three (3) sub-funds and distributed and used as provided below. Payments placed into the Settlement Fund do not revert back to the Settling Distributors.

B. *Use of Settlement Payments.*

1. It is the intent of the Parties that the payments disbursed from the Settlement Fund to Settling States and Participating Subdivisions be for Opioid Remediation, subject to exceptions that must be documented in accordance with Section V.B.2. In no event may less than eighty-five percent (85%) of the Settling Distributors' maximum amount of payments pursuant to Section IV, Section IX, and Section X as set forth on Exhibit M over the entirety of all Payments Years (but not any single Payment Year) be spent on Opioid Remediation.

2. While disfavored by the Parties, a Settling State or a Participating Subdivision set forth on Exhibit G may use monies from the Settlement Fund (that have not been restricted by this Agreement solely to future Opioid Remediation) for purposes that do not qualify as Opioid Remediation. If, at any time, a Settling State or a Participating Subdivision set forth on Exhibit G uses any monies from the Settlement Fund for a purpose that does not qualify as Opioid Remediation, such Settling State or Participating Subdivision set forth on Exhibit G shall identify such amounts and report to the Settlement Fund Administrator and the Settling Distributors how such funds were used, including if used to pay attorneys' fees, investigation costs, litigation costs, or costs related to the operation and enforcement of this Agreement, respectively. It is the intent of the Parties that the reporting under this Section V.B.2 shall be available to the public. For the avoidance of doubt, (a) any amounts not identified under this Section V.B.2 as used to pay attorneys' fees, investigation costs, or litigation costs shall be included in the "Compensatory Restitution Amount" for purposes of Section VI.F and (b) Participating Subdivisions not listed on Exhibit G may only use monies from the Settlement Fund for purposes that qualify as Opioid Remediation.

C. *Allocation of Settlement Fund.*

The allocation of the Settlement Fund allows for different approaches to be taken in different states, such as through a State-Subdivision Agreement. Given the uniqueness of States and their Subdivisions, Settling States and their Subdivisions are encouraged to enter into State-Subdivision Agreements in order to direct the allocation of their portion of the Settlement Fund. As set out below, the Settlement Fund Administrator will make an initial allocation to three (3) state-level sub-funds. The Settlement Fund Administrator will then, for each Settling State and its Participating Subdivisions, apply the terms of this Agreement and any relevant State-Subdivision Agreement, Statutory Trust, Allocation Statute, or voluntary redistribution of funds as set out below before disbursing the funds.

1. Base Payments. The Settlement Fund Administrator will allocate base payments under Section IV.D among the Settling States in proportion to their respective Overall Allocation Percentages. Base payments for each Settling State will then be allocated fifteen percent (15%) to its State Fund, seventy percent (70%) to its Abatement Accounts Fund, and fifteen percent (15%) to its Subdivision Fund. Amounts may be reallocated and will be distributed as provided in Section V.D.
2. Incentive Payments. The Settlement Fund Administrator will treat incentive payments under Section IV.F on a State-specific basis. Incentive payments for which a Settling State is eligible under Section IV.F will be allocated fifteen percent (15%) to its State Fund, seventy percent (70%) to its Abatement Accounts Fund, and fifteen percent (15%) to its Subdivision Fund. Amounts may be reallocated and will be distributed as provided in Section V.D.
3. Application of Adjustments. If a suspension, offset, or reduction under Section XII or Section XIII applies with respect to a Settling State, the suspension, offset, or reduction shall be applied proportionally to all amounts that would otherwise be apportioned and distributed to the State Fund, the Abatement Accounts Fund, and the Subdivision Fund for that State.
4. Settlement Fund Administrator. Prior to the Initial Participation Date, the Settling Distributors and the Enforcement Committee will agree to a detailed mechanism consistent with the foregoing for the Settlement Fund Administrator to follow in allocating, apportioning, and distributing payments, which shall then be appended hereto as Exhibit L.
5. Settlement Fund Administrator Costs. Any costs and fees associated with or arising out of the duties of the Settlement Fund Administrator as described in Exhibit L shall be paid from the interest accrued in the Settlement Fund Escrow and the Settlement Fund; *provided, however*, that if such accrued interest is insufficient to pay the entirety of any such costs and fees, Settling Distributors shall pay fifty percent (50%) of the additional amount and fifty percent (50%) shall be paid out of the Settlement Fund.

D. *Settlement Fund Reallocation and Distribution.*

As set forth below, within a particular Settling State's account, amounts contained in the Settlement Fund sub-funds may be reallocated and distributed per a State-Subdivision Agreement or other means. If the apportionment of amounts is not addressed and controlled under Section V.D.1 and Section V.D.2, then the default provisions of Section V.D.4 apply. It is not necessary that a State-Subdivision Agreement or other means of allocating funds pursuant to Section V.D.1 and Section V.D.2 address all of the Settlement Fund sub-funds. For example, a Statutory Trust might only address disbursements from a Settling State's Abatement Accounts Fund.

1. Distribution by State-Subdivision Agreement. If a Settling State has a State-Subdivision Agreement, amounts apportioned to that State's State Fund, Abatement Accounts Fund, and Subdivision Fund under Section V.C shall be reallocated and

distributed as provided by that agreement. Any State-Subdivision Agreement entered into after the Preliminary Agreement Date shall be applied only if it requires: (a) that all amounts be used for Opioid Remediation, except as allowed by Section V.B.2, and (b) that at least seventy percent (70%) of amounts be used solely for future Opioid Remediation.⁷ For a State-Subdivision Agreement to be applied to the relevant portion of an Annual Payment, notice must be provided to the Settling Distributors and the Settlement Fund Administrator at least sixty (60) calendar days prior to the Payment Date.

2. Distribution by Allocation Statute. If a Settling State has an Allocation Statute and/or a Statutory Trust that addresses allocation or distribution of amounts apportioned to such State's State Fund, Abatement Accounts Fund, and/or Subdivision Fund and that, to the extent any or all such sub-funds are addressed, requires (1) all amounts to be used for Opioid Remediation, except as allowed by Section V.B.2, and (2) at least seventy percent (70%) of all amounts to be used solely for future Opioid Remediation,⁸ then, to the extent allocation or distribution is addressed, the amounts apportioned to that State's State Fund, Abatement Accounts Fund, and Subdivision Fund under Section V.C shall be allocated and distributed as addressed and provided by the applicable Allocation Statute or Statutory Trust. For the avoidance of doubt, an Allocation Statute or Statutory Trust need not address all three (3) sub-funds that comprise the Settlement Fund, and if the applicable Allocation Statute or Statutory Trust does not address distribution of all or some of these three (3) sub-funds, the applicable Allocation Statute or Statutory Trust does not replace the default provisions described in Section V.D.4 of any such unaddressed fund. For example, if an Allocation Statute or Statutory Trust that meets the requirements of this Section V.D.2 only addresses funds restricted to abatement, then the default provisions in this Agreement concerning allocation among the three (3) sub-funds comprising the Settlement Fund and the distribution of the State Fund and Subdivision Fund for that State would still apply, while the distribution of the applicable State's Abatement Accounts Fund would be governed by the qualifying Allocation Statute or Statutory Trust.

3. Voluntary Redistribution. A Settling State may choose to reallocate all or a portion of its State Fund to its Abatement Accounts Fund. A Participating Subdivision included on Exhibit G may choose to reallocate all or a portion of its allocation from the Subdivision Fund to the State's Abatement Accounts Fund or to another Participating Subdivision. For a voluntary redistribution to be applied to the relevant portion of an Annual Payment, notice must be provided to the Settling Distributors and the Settlement Fund Administrator at least sixty (60) calendar days prior to the Payment Date.

4. Distribution in the Absence of a State-Subdivision Agreement, Allocation Statute, or Statutory Trust. If Section V.D.1 and Section V.D.2 do not apply, amounts

⁷ Future Opioid Remediation includes amounts paid to satisfy any future demand by another governmental entity to make a required reimbursement in connection with the past care and treatment of a person related to the Alleged Harms.

⁸ Future Opioid Remediation includes amounts paid to satisfy any future demand by another governmental entity to make a required reimbursement in connection with the past care and treatment of a person related to the Alleged Harms.

apportioned to that State's State Fund, Abatement Accounts Fund, and Subdivision Fund under Section V.C shall be distributed as follows:

a. Amounts apportioned to that State's State Fund shall be distributed to that State.

b. Amounts apportioned to that State's Abatement Accounts Fund shall be distributed consistent with Section V.E. Each Settling State shall submit to the Settlement Fund Administrator a designation of a lead state agency or other entity to serve as the single point of contact for that Settling State's funding requests from the Abatement Accounts Fund and other communications with the Settlement Fund Administrator. The designation of an individual entity is for administrative purposes only and such designation shall not limit funding to such entity or even require that such entity receive funds from this Agreement. The designated entity shall be the only entity authorized to request funds from the Settlement Fund Administrator to be disbursed from that Settling State's Abatement Accounts Fund. If a Settling State has established a Statutory Trust then that Settling State's single point of contact may direct the Settlement Fund Administrator to release the State's Abatement Accounts Fund to the Statutory Trust.

c. Amounts apportioned to that State's Subdivision Fund shall be distributed to Participating Subdivisions in that State included on Exhibit G per the Subdivision Allocation Percentage listed in Exhibit G. Section VII.I shall govern amounts that would otherwise be distributed to Non-Participating Subdivisions listed in Exhibit G. For the avoidance of doubt and notwithstanding any other provision in this Agreement, no Non-Participating Subdivision will receive any amount from the Settlement Fund, regardless of whether such Subdivision is included on Exhibit G.

d. Special Districts shall not be allocated funds from the Subdivision Fund, except through a voluntary redistribution allowed by Section V.D.3. A Settling State may allocate funds from its State Fund or Abatement Accounts Fund for Special Districts.

5. Restrictions on Distribution. No amounts may be distributed from the Subdivision Fund contrary to Section VII, *i.e.*, no amounts may be distributed directly to Non-Participating Subdivisions or to Later Participating Subdivisions to the extent such a distribution would violate Section VII.E through Section VII.H. Amounts allocated to the Subdivision Fund that cannot be distributed by virtue of the preceding sentence shall be distributed into the sub-account in the Abatement Accounts Fund for the Settling State in which the Subdivision is located, unless those payments are redirected elsewhere by a State-Subdivision Agreement described in Section V.D.1 or by an Allocation Statute or a Statutory Trust described in Section V.D.2.

E. *Provisions Regarding the Abatement Accounts Fund.*

1. State-Subdivision Agreement, Allocation Statute, and Statutory Trust Fund Provisions. A State-Subdivision Agreement, Allocation Statute, or Statutory Trust may govern the operation and use of amounts in that State's Abatement Accounts Fund so long as it complies with the requirements of Section V.D.1 or Section V.D.2, as applicable, and all direct payments to Subdivisions comply with Section VII.E through Section VII.H.

2. Absence of a State-Subdivision Agreement, Allocation Statute, or Statutory Trust. In the absence of a State-Subdivision Agreement, Allocation Statute, or Statutory Trust that addresses distribution, the Abatement Accounts Fund will be used solely for future Opioid Remediation⁹ and the following shall apply with respect to a Settling State:

a. *Regional Remediation.*

(i) At least fifty percent (50%) of distributions for remediation from a State's Abatement Accounts Fund shall be annually allocated and tracked to the regional level. A Settling State may allow the Advisory Committee established pursuant to Section V.E.2.d to define its regions and assign regional allocation percentages. Otherwise, a Settling State shall (A) define its initial regions, which shall consist of one (1) or more General Purpose Subdivisions and which shall be designated by the state agency with primary responsibility for substance abuse disorder services employing, to the maximum extent practical, existing regions established in that State for opioid abuse treatment or other public health purposes; (B) assign initial regional allocation percentages to the regions based on the Subdivision Allocation Percentages in Exhibit G and an assumption that all Subdivisions included on Exhibit G will become Participating Subdivisions.

(ii) This minimum regional expenditure percentage is calculated on the Settling State's initial Abatement Accounts Fund allocation and does not include any additional amounts a Settling State has directed to its Abatement Accounts Fund from its State Fund, or any other amounts directed to the fund. A Settling State may dedicate more than fifty percent (50%) of its Abatement Accounts Fund to the regional expenditure and may annually adjust the percentage of its Abatement Accounts Fund dedicated to regional expenditures as long as the percentage remains above the minimum amount.

(iii) The Settling State (A) has the authority to adjust the definition of the regions, and (B) may annually revise the percentages

⁹ Future Opioid Remediation includes amounts paid to satisfy any future demand by another governmental entity to make a required reimbursement in connection with the past care and treatment of a person related to the Alleged Harms.

allocated to each region to reflect the number of General Purpose Subdivisions in each region that are Non-Participating Subdivisions.

b. *Subdivision Block Grants.* Certain Subdivisions shall be eligible to receive regional allocation funds in the form of a block grant for future Opioid Remediation. A Participating Subdivision eligible for block grants is a county or parish (or in the case of States that do not have counties or parishes that function as political subdivisions, a city) that (1) does not contain a Litigating Subdivision or a Later Litigating Subdivision for which it has the authority to end the litigation through a release, bar or other action, (2) either (i) has a population of 400,000 or more or (ii) in the case of California has a population of 750,000 or more, and (3) has funded or otherwise managed an established health care or treatment infrastructure (*e.g.*, health department or similar agency). Each Subdivision eligible to receive block grants shall be assigned its own region.

c. *Small States.* Notwithstanding the provisions of Section V.E.2.a, Settling States with populations under four (4) million that do not have existing regions described in Section V.E.2.a shall not be required to establish regions. However, such a Settling State that contains one (1) or more Subdivisions eligible for block grants under Section V.E.2.c shall be divided regionally so that each block-grant eligible Subdivision is a region and the remainder of the state is a region.

d. *Advisory Committee.* The Settling State shall designate an Opioid Settlement Remediation Advisory Committee (the "*Advisory Committee*") to provide input and recommendations regarding remediation spending from that Settling State's Abatement Accounts Fund. A Settling State may elect to use an existing advisory committee or similar entity (created outside of a State-Subdivision Agreement or Allocation Statute); *provided, however*, the Advisory Committee or similar entity shall meet the following requirements:

- (i) Written guidelines that establish the formation and composition of the Advisory Committee, terms of service for members, contingency for removal or resignation of members, a schedule of meetings, and any other administrative details;
- (ii) Composition that includes at least an equal number of local representatives as state representatives;
- (iii) A process for receiving input from Subdivisions and other communities regarding how the opioid crisis is affecting their communities, their abatement needs, and proposals for abatement strategies and responses; and
- (iv) A process by which Advisory Committee recommendations for expenditures for Opioid Remediation will be made to and considered by the appropriate state agencies.

3. Abatement Accounts Fund Reporting. The Settlement Fund Administrator shall track and assist in the report of remediation disbursements as agreed to among the Settling Distributors and the Enforcement Committee.

F. *Nature of Payment.* Each of the Settling Distributors, the Settling States, and the Participating Subdivisions acknowledges and agrees that notwithstanding anything to the contrary in this Agreement, including, but not limited to, the scope of the Released Claims:

1. It has entered into this Agreement to avoid the delay, expense, inconvenience, and uncertainty of further litigation;

2. (a) The Settling States and Participating Subdivisions sought compensatory restitution (within the meaning of 26 U.S.C. § 162(f)(2)(A)) as damages for the Alleged Harms allegedly suffered by the Settling States and Participating Subdivisions; (b) the Compensatory Restitution Amount is no greater than the amount, in the aggregate, of the Alleged Harms allegedly suffered by the Settling States and Participating Subdivisions; and (c) the portion of the Compensatory Restitution Amount received by each Settling State or Participating Subdivision is no greater than the amount of the Alleged Harms allegedly suffered by such Settling State or Participating Subdivision;

3. The payment of the Compensatory Restitution Amount by the Settling Distributors constitutes, and is paid for, compensatory restitution (within the meaning of 26 U.S.C. § 162(f)(2)(A)) for alleged damage or harm (as compensation for alleged damage or harm arising out of alleged bodily injury) allegedly caused by the Settling Distributors;

4. The Compensatory Restitution Amount is being paid as compensatory restitution (within the meaning of 26 U.S.C. § 162(f)(2)(A)) in order to restore, in whole or in part, the Settling States and Participating Subdivisions to the same position or condition that they would be in had the Settling States and Participating Subdivisions not suffered the Alleged Harms; and

5. For the avoidance of doubt: (a) no portion of the Compensatory Restitution Amount represents reimbursement to any Settling State or Participating Subdivision or other person or entity for the costs of any investigation or litigation, (b) the entire Compensatory Restitution Amount is properly characterized as described in Section V.F., and (c) no portion of the Compensatory Restitution Amount constitutes disgorgement or is properly characterized as the payment of statutory or other fines, penalties, punitive damages, or other punitive assessments.

VI. Enforcement

A. *Enforceability.* This Agreement is enforceable only by the Settling States and the Settling Distributors; *provided, however,* that Released Entities may enforce Section XI and Participating Subdivisions listed on Exhibit G have the enforcement rights described in Section VI.D. Except to the extent allowed by the Injunctive Relief Terms, Settling States and Participating Subdivisions shall not have enforcement rights with respect to either the terms of

this Agreement that apply only to or in other States or any Consent Judgment entered into by another Settling State. Participating Subdivisions shall not have enforcement rights against the Settling Distributors with respect to this Agreement or any Consent Judgment except that Participating Subdivisions listed on Exhibit G shall have enforcement rights as set forth herein as to payments that would be allocated to the Subdivision Fund or Abatement Accounts Fund pursuant to Section V; *provided, however*, that each Settling State shall allow Participating Subdivisions in such Settling State to notify it of any perceived violations of this Agreement or the applicable Consent Judgment.

B. *Jurisdiction.* The Settling Distributors consent to the jurisdiction of the court in which each Settling State files its Consent Judgment, limited to resolution of disputes identified in Section VI.F.1 for resolution in that court.

C. *Specific Terms Dispute Resolution.*

1. Any dispute that is addressed by the provisions set forth in the Injunctive Relief Terms shall be resolved as provided therein.

2. In the event that Settling Distributors believe that the eight-five percent (85%) threshold established in Section V.B.1 is not being satisfied, any Party may request that the Settling Distributors and Enforcement Committee meet and confer regarding the use of funds to implement Section V.B.1. The completion of such meet-and-confer process is a precondition to further action regarding any such dispute. Further action concerning Section V.B.1 shall: (i) be limited to the Settling Distributors seeking to reduce their Annual Payments by no more than five percent (5%) of the difference between the actual amount of Opioid Remediation and the eighty-five percent (85%) threshold established in Section V.B.1; (ii) only reduce Annual Payments to those Settling States and their Participating Subdivisions that are below the eighty-five percent (85%) threshold established in Section V.B.1; and (iii) not reduce Annual Payments restricted to future Opioid Remediation.

D. *State-Subdivision Enforcement.*

1. A Subdivision shall not have enforcement rights against a Settling State in which it is located with respect to this Agreement or any Consent Judgment except that a Participating Subdivision listed on Exhibit G shall have enforcement rights (a) as provided for in a State-Subdivision Agreement, Allocation Statute, or Statutory Trust with respect to intrastate allocation or (b) in the absence of a State-Subdivision Agreement, Allocation Statute, or Statutory Trust, to allegations that (i) the Settling State's use of Abatement Accounts Fund monies were not used for uses similar to or in the nature of those uses contained in Exhibit E; or (ii) a Settling State failed to pay funds directly from the Abatement Accounts Fund to a Participating Subdivision eligible to receive a block grant pursuant to Section V.E.2.b.

2. A Settling State shall have enforcement rights against a Participating Subdivision located in its territory (a) as provided for in a State-Subdivision Agreement, Allocation Statute, or Statutory Trust; or (b) in the absence of a State-Subdivision

Agreement, Allocation Statute, or Statutory Trust, to allegations that the Participating Subdivisions' uses of Abatement Accounts Fund monies were not used for purposes similar to or in the nature of those uses contained in Exhibit E.

3. As between Settling States and Participating Subdivisions, the above rights are contractual in nature and nothing herein is intended to limit, restrict, change or alter any other existing rights under law.

E. *Subdivision Distributor Payment Enforcement.* A Participating Subdivision listed on Exhibit G shall have the same right as a Settling State pursuant to Section VI.F.2.a(v) to seek resolution regarding the failure by a Settling Distributor to make its allocable share of an Annual Payment in a Payment Year.

F. *Other Terms Regarding Dispute Resolution.*

1. Except to the extent provided by Section VI.C or Section VI.F.2, all disputes shall be resolved in either the court that entered the relevant Consent Judgment or, if no such Consent Judgment was entered, a state or territorial court with jurisdiction located wherever the seat of the relevant state government is located.

a. State court proceedings shall be governed by the rules and procedures of the relevant forum.

b. For the avoidance of doubt, disputes to be resolved in state court include, but are not limited to, the following:

(i) disputes concerning whether expenditures qualify as Opioid Remediation;

(ii) disputes between a Settling State and its Participating Subdivisions as provided by Section VI.D, except to the extent the State-Subdivision Agreement provides for other dispute resolution mechanisms. For the avoidance of doubt, disputes between a Settling State and any Participating Subdivision shall not be considered National Disputes;

(iii) whether this Agreement and relevant Consent Judgment are binding under state law;

(iv) the extent of the Attorney General's or other participating entity's authority under state law, including the extent of the authority to release claims;

(v) whether the definition of a Bar, a Case-Specific Resolution, Final Order, lead state agency as described in Section V.D.4.b, Later Litigating Subdivision, Litigating Subdivision, or Threshold Motion have been met; and

(vi) all other disputes not specifically identified in Section VI.C or Section VI.F.2.

c. Any Party may request that the National Arbitration Panel provide an interpretation of any provision of the settlement that is relevant to the state court determination, and the National Arbitration Panel shall make reasonable best efforts to supply such interpretation within the earlier of thirty (30) calendar days or the time period required by the state court proceedings. Any Party may submit that interpretation to the state court to the extent permitted by, and for such weight provided by, the state court's rules and procedures. If requested by a Party, the National Arbitration Panel shall request that its interpretation be accepted in the form of an *amicus curiae* brief, and any attorneys' fees and costs for preparing any such filing shall be paid for by the requesting Party.

2. National Disputes involving a Settling State, a Participating Subdivision that has enforcement rights pursuant to Section VI.A, and/or a Settling Distributor shall be resolved by the National Arbitration Panel.

a. National Disputes are disputes that are not addressed by Section VI.C, and which are exceptions to Section VI.F.1's presumption of resolution in state courts because they involve issues of interpretation of terms contained in this Agreement applicable to all Settling States without reference to a particular State's law. Disputes between a Settling State and any Participating Subdivision shall not be considered National Disputes. National Disputes are limited to the following:

(i) the amount of offset and/or credit attributable to Non-Settling States or the Tribal/W. Va. Subdivision Credit;

(ii) issues involving the scope and definition of Product;

(iii) interpretation and application of the terms "Covered Conduct," "Released Entities," and "Released Claims";

(iv) the allocation of payments among Settling Distributors as described in Section IV.I;

(v) the failure by a Settling Distributor to pay its allocable share of the Annual Payment or of the Additional Restitution Amount in a Payment Year, but for the avoidance of doubt, disputes between a Settling Distributor and a Settling State over the amounts owed only to that state that do not affect any other Settling State shall not be considered National Disputes;

(vi) the interpretation and application of the significant financial constraint provision in Section IV.K, including, without limitation, eligibility for and amount of deferrals for any given year, time for repayment, and compliance with restrictions during deferral term;

- (vii) the interpretation and application of the prepayment provisions as described in Section IV.J;
- (viii) the interpretation and application of any most-favored-nation provision in Section XIV.E;
- (ix) questions regarding the performance and/or removal of the Settlement Fund Administrator;
- (x) replacement of the Monitor, as provided in the Injunctive Relief Terms;
- (xi) disputes involving liability of successor entities;
- (xii) disputes that require a determination of the sufficiency of participation in order to qualify for Incentive Payments A, B, or C, as well as disputes over qualification for Participation Tiers;
- (xiii) disputes involving a Releasor's compliance with, and the appropriate remedy under, Section XI.XI.B.I.A.3;
- (xiv) disputes requiring the interpretation of Agreement terms that are national in scope or impact, which shall mean disputes requiring the interpretation of Agreement terms that (i) concretely affect four (4) or more Settling States; and (ii) do not turn on unique definitions and interpretations under state law; and
- (xv) any dispute subject to resolution under Section VI.F.1 but for which all parties to the dispute agree to arbitration before the National Arbitration Panel under the provisions of this Section VI.F.2.

b. The National Arbitration Panel shall be comprised of three (3) arbitrators. One (1) arbitrator shall be chosen by the Settling Distributors, one (1) arbitrator shall be chosen by the Enforcement Committee with due input from Participating Subdivisions listed on Exhibit G, and the third arbitrator shall be agreed upon by the first two (2) arbitrators. The membership of the National Arbitration Panel is intended to remain constant throughout the term of this Agreement, but in the event that replacements are required, the retiring arbitrator shall be replaced by the party that selected him/her.

c. The National Arbitration Panel shall make reasonable best efforts to decide all matters within one hundred eighty (180) calendar days of filing, and in no event shall it take longer than one (1) year.

d. The National Arbitration Panel shall conduct all proceedings in a reasonably streamlined process consistent with an opportunity for the parties to be heard. Issues shall be resolved without the need for live witnesses where feasible,

and with a presumption in favor of remote participation to minimize the burdens on the parties.

e. To the extent allowed under state law, a Settling State, a Participating Subdivision that has enforcement rights pursuant to Section VI.A, and (at any party's request) the National Arbitration Panel may certify to an appropriate state court any question of state law. The National Arbitration Panel shall be bound by a final state court determination of such a certified question. The time period for the arbitration shall be tolled during the course of the certification process.

f. The arbitrators will give due deference to any authoritative interpretation of state law, including any declaratory judgment or similar relief obtained by a Settling State, a Participating Subdivision that has enforcement rights pursuant to Section VI.A, or Settling Distributor on a state law issue.

g. The decisions of the National Arbitration Panel shall be binding on Settling States, Participating Subdivisions, Settling Distributors, and the Settlement Fund Administrator. In any proceeding before the National Arbitration Panel involving a dispute between a Settling State and one or more Settling Distributors whose resolution could prejudice the rights of a Participating Subdivision(s) in that Settling State, such Participating Subdivision(s) shall be allowed to file a statement of view in the proceeding.

h. Nothing herein shall be construed so as to limit or otherwise restrict a State from seeking injunctive or other equitable relief in state court to protect the health, safety, or welfare of its citizens.

i. Each party shall bear its own costs in any arbitration or court proceeding arising under this Section VI. The costs for the arbitrators on the National Arbitration Panel shall be divided and paid equally by the disputing sides for each individual dispute, *e.g.*, a dispute between a Settling Distributor and Settling States/Participating Subdivisions shall be split fifty percent (50%) by the Settling Distributor and fifty percent (50%) by the Settling States/Participating Subdivisions that are parties to the dispute; a dispute between a Settling State and a Participating Subdivision shall be split fifty percent (50%) by the Settling State that is party to the dispute and fifty percent (50%) by any Participating Subdivisions that are parties to the dispute.

3. Prior to initiating an action to enforce pursuant to this Section VI.F, the complaining party must:

a. Provide written notice to the Enforcement Committee of its complaint, including the provision of the Consent Judgment and/or Agreement that the practice appears to violate, as well as the basis for its interpretation of the disputed provision. The Enforcement Committee shall establish a reasonable process and timeline for obtaining additional information from the involved

parties; *provided, however*, that the date the Enforcement Committee establishes for obtaining additional information from the parties shall not be more than forty-five (45) calendar days following the notice. The Enforcement Committee may advise the involved parties of its views on the complaint and/or seek to resolve the complaint informally.

b. Wait to commence any enforcement action until thirty (30) calendar days after the date that the Enforcement Committee establishes for obtaining additional information from the involved parties.

4. If the parties to a dispute cannot agree on the proper forum for resolution of the dispute under the provisions of Section VI.F.1 or Section VI.F.2, a committee comprising the Enforcement Committee and sufficient representatives of the Settling Distributors such that the members of the Enforcement Committee have a majority of one (1) member will determine the forum where the dispute will be initiated within twenty-eight (28) calendar days of receiving notification of the dispute relating to the proper forum. The forum identified by such committee shall be the sole forum for litigating the issue of which forum will hear the substantive dispute, and the committee's identification of such forum in the first instance shall not be entitled to deference by the forum selected.

G. *No Effect.* Nothing in this Agreement shall be interpreted to limit the Settling State's Civil Investigative Demand ("*CID*") or investigative subpoena authority, to the extent such authority exists under applicable state law and the *CID* or investigative subpoena is issued pursuant to such authority, and Settling Distributors reserve all of their rights in connection with a *CID* or investigative subpoena issued pursuant to such authority.

VII. Participation by Subdivisions

A. *Notice.* No later than fifteen (15) calendar days after the Preliminary Agreement Date, the Settling States, with the cooperation of the Settling Distributors, shall send individual written notice of the opportunity to participate in this Agreement and the requirements of participation to all Subdivisions in the Settling States that are (1) Litigating Subdivisions or (2) Non-Litigating Subdivisions listed on Exhibit G. The costs of the written notice to such Subdivisions shall be paid for by the Settling Distributors. The Settling States, with the cooperation of the Settling Distributors, may also provide general notice reasonably calculated to alert Non-Litigating Subdivisions in the Settling States to this Agreement, the opportunity to participate in it, and the requirements for participation. Such notice may include publication and other standard forms of notification, as well as notice to national state and county organizations such as the National Association of Counties and the National League of Cities. The notice will include that the deadline for becoming an Initial Participating Subdivision is the Initial Participation Date. Nothing contained herein shall preclude a Settling State from providing further notice to or otherwise contacting any of its Subdivisions about becoming a Participating Subdivision, including beginning any of the activities described in this paragraph prior to the Preliminary Agreement Date.

B. *Requirements for Becoming a Participating Subdivision—Non-Litigating Subdivisions.* A Non-Litigating Subdivision in a Settling State may become a Participating

Subdivision by returning an executed Subdivision Settlement Participation Form to the Settlement Fund Administrator specifying (1) that the Subdivision agrees to the terms of this Agreement pertaining to Subdivisions, (2) that the Subdivision releases all Released Claims against all Released Entities, (3) that the Subdivision agrees to use monies it receives, if any, from the Settlement Fund pursuant to the applicable requirements of Section V; *provided, however*, that Non-Litigating Subdivisions may only use monies originating from the Settlement Fund for purposes that qualify as Opioid Remediation, and (4) that the Subdivision submits to the jurisdiction of the court where the applicable Consent Judgment is filed for purposes limited to that court's role under this Agreement. The required Subdivision Settlement Participation Form is attached as Exhibit K.

C. *Requirements for Becoming a Participating Subdivision—Litigating Subdivisions/Later Litigating Subdivisions.* A Litigating Subdivision or Later Litigating Subdivision in a Settling State may become a Participating Subdivision by returning an executed Subdivision Settlement Participation Form to the Settlement Fund Administrator and upon prompt dismissal with prejudice of its lawsuit. A Settling State may require each Litigating Subdivision in that State to specify on the Subdivision Settlement Participation Form whether its counsel has waived any contingency fee contract with that Participating Subdivision and whether, if eligible, it intends to seek fees pursuant to Exhibit R. The Settlement Fund Administrator shall provide quarterly reports of this information to the parties organized by Settling State. A Litigating Subdivision or Later Litigating Subdivision may not become a Participating Subdivision after the completion of opening statements in a trial of the lawsuit it brought that includes a Released Claim against a Released Entity.

D. *Initial Participating Subdivisions.* A Subdivision qualifies as an Initial Participating Subdivision if it meets the applicable requirements for becoming a Participating Subdivision set forth in Section VII.B or Section VII.C by the Initial Participation Date. All Subdivision Settlement Participation Forms shall be held in escrow by the Settlement Fund Administrator until the Reference Date.

E. *Later Participating Subdivisions.* A Subdivision that is not an Initial Participating Subdivision may become a Later Participating Subdivision by meeting the applicable requirements for becoming a Participating Subdivision set forth in Section VII.B or Section VII.C after the Initial Participation Date and by agreeing to be subject to the terms of a State-Subdivision Agreement (if any) or any other structure adopted or applicable pursuant to Section V.D or Section V.E. The following provisions govern what a Later Participating Subdivision can receive (but do not apply to Initial Participating Subdivisions):

1. Except as provided in Section IV.C, a Later Participating Subdivision shall not receive any share of any Annual Payment due before it became a Participating Subdivision.

2. A Later Participating Subdivision that becomes a Participating Subdivision after July 15, 2022 shall receive seventy-five percent (75%) of the share of future base or incentive payments that it would have received had it become a Later Participating Subdivision prior to that date (unless the Later Participating Subdivision is subject to Section VII.E.3 or Section VII.E.4).

3. A Later Participating Subdivision that, after the Initial Participation Date, maintains a lawsuit for a Released Claim(s) against a Released Entity and has judgment entered against it on every such Claim before it became a Participating Subdivision (other than a consensual dismissal with prejudice) shall receive fifty percent (50%) of the share of future base or incentive payments that it would have received had it become a Later Participating Subdivision prior to such judgment; *provided, however*, that if the Subdivision appeals the judgment and the judgment is affirmed with finality before the Subdivision becomes a Participating Subdivision, the Subdivision shall not receive any share of any base payment or incentive payments.

4. A Later Participating Subdivision that becomes a Participating Subdivision while a Bar or Case-Specific Resolution involving a different Subdivision exists in its State shall receive twenty-five percent (25%) of the share of future base or incentive payments that it would have received had it become a Later Participating Subdivision without such Bar or Case-Specific Resolution.

F. *No Increase in Payments.* Amounts to be received by Later Participating Subdivisions shall not increase the payments due from the Settling Distributors.

G. *Ineligible Subdivisions.* Subdivisions in Non-Settling States and Prior Litigating Subdivisions are not eligible to be Participating Subdivisions.

H. *Non-Participating Subdivisions.* Non-Participating Subdivisions shall not directly receive any portion of any Annual Payment, including from the State Fund and direct distributions from the Abatement Accounts Fund; however, a Settling State may choose to fund future Opioid Remediation that indirectly benefits Non-Participating Subdivisions.

I. *Unpaid Allocations to Later Participating Subdivisions and Non-Participating Subdivisions.* Any base payment and incentive payments allocated pursuant to Section V.D to a Later Participating Subdivision or Non-Participating Subdivision that cannot be paid pursuant to this Section VII, including the amounts that remain unpaid after the reductions required by Section VII.E.2 through Section VII.E.4, will be allocated to the Abatement Accounts Fund for the Settling State in which the Subdivision is located, unless those payments are redirected elsewhere by a State-Subdivision Agreement or by a Statutory Trust.

VIII. Condition to Effectiveness of Agreement and Filing of Consent Judgment

A. *Determination to Proceed With Settlement.*

1. The Settling States shall confer with legal representatives of the Participating Subdivisions listed on Exhibit G and inform the Settling Distributors no later than fifteen (15) calendar days prior to the Reference Date whether there is sufficient participation to proceed with this Agreement. Within seven (7) calendar days of informing the Settling Distributors that there is sufficient participation to proceed, the Settling States will deliver all signatures and releases required by the Agreement to be provided by the Settling States to the Settling Distributors.

2. If the Settling States inform Settling Distributors that there is sufficient participation, the Settling Distributors will then determine on or before the Reference Date whether there is sufficient State participation and sufficient resolution of the Claims of the Litigating Subdivisions in the Settling States (through participation under Section VII, Case-Specific Resolution(s) and Bar(s)) to proceed with this Agreement. The determination shall be in the sole discretion of the Settling Distributors and may be based on any criteria or factors deemed relevant by the Settling Distributors.

B. *Notice by Settling Distributors.* On or before the Reference Date, the Settling Distributors shall inform the Settling States of their determination pursuant to Section VIII.A. If the Settling Distributors determine to proceed, the Parties will proceed to file the Consent Judgments and the obligations in the Subdivision Settlement Participation Forms will be effective and binding as of the Reference Date. If the Settling Distributors determine not to proceed, this Agreement will have no further effect, any amounts placed in escrow for Payment Year 1, including funds referenced in Section IV.C.1, Section IX, Section X, and Exhibit M, shall be returned to the Settling Distributors, and all releases (including those contained in Subdivision Settlement Participation Forms) and other commitments or obligations contained herein or in Subdivision Settlement Participation Forms will be void.

C. *Determination of the Participation Tier.*

1. On the Reference Date, *provided* that Settling Distributors determine to proceed with this Agreement, the Settlement Fund Administrator shall determine the Participation Tier. The criteria used to determine the Participation Tier are set forth in Exhibit H. Any disputes as to the determination of the Participation Tier shall be decided by the National Arbitration Panel.

2. The Participation Tier shall be redetermined by the Settlement Fund Administrator annually as of the Payment Date, beginning with Payment Year 3, pursuant to the criteria set forth in Exhibit H.

3. After Payment Year 6, the Participation Tier cannot move higher, unless this restriction is waived by the Settling Distributors.

4. In the event that a Participation Tier redetermination moves the Participation Tier higher, and that change is in whole or in part as a result of the post-Reference Date enactment of a Bar and there is later a Revocation Event with respect to such Bar, then on the next Payment Date that is at least one hundred eighty (180) calendar days after the Revocation Event, the Participation Tier shall move down to the Participation Tier that would have applied had the Bar never been enacted, unless the Bar is reinstated or all Subdivisions affected by the Revocation Event become Participating Subdivisions within one hundred eighty (180) calendar days of the Revocation Event. This is the sole circumstance in which, on a nationwide basis, the Participation Tier can move down.

5. In the event that there is a post-Reference Date Revocation Event with respect to a Bar that was enacted in a Settling State prior to the Reference Date, then, on

the next Payment Date that is at least one hundred eighty (180) calendar days after the Revocation Event, unless the Bar is reinstated or all Subdivisions affected by the Revocation Event become Participating Subdivisions within one hundred eighty (180) calendar days of the Revocation Event, the Participation Tier shall decrease – solely for the State in which the Revocation Event occurred – to the Participation Tier commensurate with the percentage of Litigating Subdivisions in that State that are Participating Subdivisions and the percentage of Non-Litigating Subdivisions that are both Primary Subdivisions and Participating Subdivisions, according to the criteria set forth in Exhibit G, except that the calculations shall be performed as to that State alone. For the avoidance of doubt and solely for the calculation in this subparagraph, the Settling States Column of Exhibit H shall play no role. This is the sole circumstance in which one Settling State will have a different Participation Tier than other Settling States.

6. The redetermination of the Participation Tier under Section VIII.C.2 shall not affect payments already made or suspensions, offsets, or reductions already applied.

IX. Additional Restitution

A. *Additional Restitution Amount.* Pursuant to the schedule set forth in Exhibit M and subject to the reduction specified in Section IX.B, the Settling Distributors shall pay an Additional Restitution Amount to the Settling States listed in Exhibit N. Such funds shall be paid, on the schedule set forth on Exhibit M, on the Payment Date for each relevant Payment Year to such Settling States as allocated by the Settlement Fund Administrator pursuant to Exhibit N.

B. *Reduction of Additional Restitution Amount.* In the event that any Non-Settling States appear on Exhibit N, the amounts owed by Settling Distributors pursuant to this Section IX shall be reduced by the allocations set forth on Exhibit N for any such Non-Settling States.

C. *Use of Funds.* All funds paid as an Additional Restitution Amount shall be part of the Compensatory Restitution Amount, shall be used for Opioid Remediation, except as allowed by Section V.B.2, and shall be governed by the same requirements as specified in Section V.F.

X. Plaintiffs' Attorneys' Fees and Costs

The Agreement on Attorneys' Fees, Expenses and Costs is set forth in Exhibit R and incorporated herein by reference. The Agreement on the State Outside Counsel Fee Fund and Agreement on the State Cost Fund Administration are set forth in Exhibit S and Exhibit T, respectively, and are incorporated herein by reference.

XI. Release

A. *Scope.* As of the Effective Date, the Released Entities are hereby released and forever discharged from all of the Releasers' Released Claims. Each Settling State (for itself and its Releasers) and Participating Subdivision hereby absolutely, unconditionally, and irrevocably covenants not to bring, file, or claim, or to cause, assist or permit to be brought, filed, or claimed, or to otherwise seek to establish liability for any Released Claims against any Released Entity in

any forum whatsoever. The releases provided for in this Agreement are intended by the Parties to be broad and shall be interpreted so as to give the Released Entities the broadest possible bar against any liability relating in any way to Released Claims and extend to the full extent of the power of each Settling State and its Attorney General to release claims. This Agreement shall be a complete bar to any Released Claim.

B. *Claim-Over and Non-Party Settlement.*

1. It is the intent of the Parties that:
 - a. Released Entities should not seek contribution or indemnification (other than pursuant to an insurance contract), from other parties for their payment obligations under this Agreement;
 - b. the payments made under this Agreement shall be the sole payments made by the Released Entities to the Releasers involving, arising out of, or related to Covered Conduct (or conduct that would be Covered Conduct if engaged in by a Released Entity);
 - c. Claims by Releasers against non-Parties should not result in additional payments by Released Entities, whether through contribution, indemnification or any other means; and
 - d. the Agreement meets the requirements of the Uniform Contribution Among Joint Tortfeasors Act and any similar state law or doctrine that reduces or discharges a released party's liability to any other parties.

The provisions of this Section XI.B are intended to be implemented consistent with these principles. This Agreement and the releases and dismissals provided for herein are made in good faith.

2. No Released Entity shall seek to recover for amounts paid under this Agreement based on indemnification, contribution, or any other theory from a manufacturer, pharmacy, hospital, pharmacy benefit manager, health insurer, third-party vendor, trade association, distributor, or health care practitioner; *provided* that a Released Entity shall be relieved of this prohibition with respect to any entity that asserts a Claim-Over against it. For the avoidance of doubt, nothing herein shall prohibit a Released Entity from recovering amounts owed pursuant to insurance contracts.

3. To the extent that, on or after the Reference Date, any Releaser enters into a Non-Party Settlement, including in any bankruptcy case or through any plan of reorganization (whether individually or as a class of creditors), the Releaser will include (or in the case of a Non-Party Settlement made in connection with a bankruptcy case, will cause the debtor to include), unless prohibited from doing so under applicable law, in the Non-Party Settlement a prohibition on contribution or indemnity of any kind substantially equivalent to that required from the Settling Distributors in Section XI.B.2, or a release from such Non-Released Entity in favor of the Released Entities (in a form equivalent to the releases contained in this Agreement) of any Claim-Over. The obligation to obtain

the prohibition and/or release required by this subsection is a material term of this Agreement.

4. In the event that any Releasor obtains a judgment with respect to Non-Party Covered Conduct against a Non-Released Entity that does not contain a prohibition like that described in Section XI.B.3, or any Releasor files a Non-Party Covered Conduct Claim against a Non-Released Entity in bankruptcy or a Releasor is prevented for any reason from obtaining a prohibition/release in a Non-Party Settlement as provided in Section XI.B.3, and such Non-Released Entity asserts a Claim-Over against a Released Entity, the Released Entity shall be relieved of the prohibition in Section XI.B.2 with respect to that Non-Released Entity and that Releasor and the Settling Distributors shall take the following actions to ensure that the Released Entities do not pay more with respect to Covered Conduct to Releasors or to Non-Released Entities than the amounts owed under this Settlement Agreement by the Settling Distributors:

a. Settling Distributors shall notify that Releasor of the Claim-Over within sixty (60) calendar days of the assertion of the Claim-Over or sixty (60) calendar days of the Effective Date of this Settlement Agreement, whichever is later;

b. Settling Distributors and that Releasor shall meet and confer concerning the means to hold Released Entities harmless and ensure that they are not required to pay more with respect to Covered Conduct than the amounts owed by Settling Distributors under this Agreement;

c. That Releasor and Settling Distributors shall take steps sufficient and permissible under the law of the State of the Releasor to hold Released Entities harmless from the Claim-Over and ensure Released Entities are not required to pay more with respect to Covered Conduct than the amounts owed by Settling Distributors under this Agreement. Such steps may include, where permissible:

(i) Filing of motions to dismiss or such other appropriate motion by Settling Distributors or Released Entities, and supported by Releasors, in response to any claim filed in litigation or arbitration;

(ii) Reduction of that Releasors' Claim and any judgment it has obtained or may obtain against such Non-Released Entity by whatever amount or percentage is necessary to extinguish such Claim-Over under applicable law, up to the amount that Releasor has obtained, may obtain, or has authority to control from such Non-Released Entity;

(iii) Placement into escrow of funds paid by the Non-Released Entities such that those funds are available to satisfy the Claim-Over;

(iv) Return of monies paid by Settling Distributors to that Releasor under this Settlement Agreement to permit satisfaction of a

judgment against or settlement with the Non-Released Entity to satisfy the Claim-Over;

(v) Payment of monies to Settling Distributors by that Releasor to ensure they are held harmless from such Claim-Over, up to the amount that Releasor has obtained, may obtain, or has authority to control from such Non-Released Entity;

(vi) Credit to the Settling Distributors under this Agreement to reduce the overall amounts to be paid under the Agreement such that they are held harmless from the Claim-Over; and

(vii) Such other actions as that Releasor and Settling Distributors may devise to hold Settling Distributors harmless from the Claim-Over.

d. The actions of that Releasor and Settling Distributors taken pursuant to paragraph (c) must, in combination, ensure Settling Distributors are not required to pay more with respect to Covered Conduct than the amounts owed by Settling Distributors under this Agreement.

e. In the event of any dispute over the sufficiency of the actions taken pursuant to paragraph (c), that Releasor and the Settling Distributors may seek review by the National Arbitration Panel, provided that, if the parties agree, such dispute may be heard by the state court where the relevant Consent Judgment was filed. The National Arbitration Panel shall have authority to require Releasors to implement a remedy that includes one or more of the actions specified in paragraph (c) sufficient to hold Released Entities fully harmless. In the event that the Panel's actions do not result in Released Entities being held fully harmless, Settling Distributors shall have a claim for breach of this Agreement by Releasors, with the remedy being payment of sufficient funds to hold Settling Distributors harmless from the Claim-Over. For the avoidance of doubt, the prior sentence does not limit or eliminate any other remedy that Settling Distributors may have.

5. To the extent that the Claim-Over is based on a contractual indemnity, the obligations under Section XI.B.4 shall extend solely to a Non-Party Covered Conduct Claim against a pharmacy, clinic, hospital or other purchaser or dispenser of Products, a manufacturer that sold Products, a consultant, and/or a pharmacy benefit manager or other third-party payor. Each Settling Distributor shall notify the Settling States, to the extent permitted by applicable law, in the event that any of these types of Non-Released Entity asserts a Claim-Over arising out of contractual indemnity against it.

C. *Indemnification and Contribution Prohibited.* No Released Entity shall seek to recover for amounts paid under this Agreement based on indemnification, contribution, or any other theory, from a manufacturer, pharmacy, hospital, pharmacy benefit manager, health insurer, third-party vendor, trade association, distributor, or health care practitioner. For the

avoidance of doubt, nothing herein shall prohibit a Released Entity from recovering amounts owed pursuant to insurance contracts.

D. *General Release.* In connection with the releases provided for in this Agreement, each Settling State (for itself and its Releasers) and Participating Subdivision expressly waives, releases, and forever discharges any and all provisions, rights, and benefits conferred by any law of any State or territory of the United States or other jurisdiction, or principle of common law, which is similar, comparable, or equivalent to § 1542 of the California Civil Code, which reads:

General Release; extent. A general release does not extend to claims that the creditor or releasing party does not know or suspect to exist in his or her favor at the time of executing the release and that if known by him or her, would have materially affected his or her settlement with the debtor or released party.

A Releaser may hereafter discover facts other than or different from those which it knows, believes, or assumes to be true with respect to the Released Claims, but each Settling State (for itself and its Releasers) and Participating Subdivision hereby expressly waives and fully, finally, and forever settles, releases and discharges, upon the Effective Date, any and all Released Claims that may exist as of such date but which Releasers do not know or suspect to exist, whether through ignorance, oversight, error, negligence or through no fault whatsoever, and which, if known, would materially affect the Settling States' decision to enter into this Agreement or the Participating Subdivisions' decision to participate in this Agreement.

E. *Assigned Interest Waiver.* To the extent that any Settling State has any direct or indirect interest in any rights of a third-party that is a debtor under the Bankruptcy Code as a result of a claim arising out of Covered Conduct by way of assignment or otherwise, including as a result of being the beneficiary of a trust or other distribution entity, to assert claims against a Settling Distributor (whether derivatively or otherwise), under any legal or equitable theory, including for indemnification, contribution, or subrogation, such Settling State waives the right to assert any such claim, or to receive a distribution or any benefit on account of such claim and such claim, distribution, or benefit shall be deemed assigned to such Settling Distributor.

F. *Res Judicata.* Nothing in this Agreement shall be deemed to reduce the scope of the res judicata or claim preclusive effect that the settlement memorialized in this Agreement, and/or any Consent Judgment or other judgment entered on this Agreement, gives rise to under applicable law.

G. *Representation and Warranty.* The signatories hereto on behalf of their respective Settling States expressly represent and warrant that they have (or have obtained, or will obtain no later than the Initial Participation Date) the authority to settle and release, to the maximum extent of the State's power, all Released Claims of (1) their respective Settling States, (2) all past and present executive departments, state agencies, divisions, boards, commissions and instrumentalities with the regulatory authority to enforce state and federal controlled substances acts, and (3) any of their respective Settling State's past and present executive departments, agencies, divisions, boards, commissions and instrumentalities that have the authority to bring Claims related to Covered Conduct seeking money (including abatement and/or remediation) or

revocation of a pharmaceutical distribution license. For the purposes of clause (3) above, executive departments, agencies, divisions, boards, commissions, and instrumentalities are those that are under the executive authority or direct control of the State's Governor. Also for the purposes of clause (3), a release from a State's Governor is sufficient to demonstrate that the appropriate releases have been obtained.

H. *Effectiveness.* The releases set forth in this Agreement shall not be impacted in any way by any dispute that exists, has existed, or may later exist between or among the Releasors. Nor shall such releases be impacted in any way by any current or future law, regulation, ordinance, or court or agency order limiting, seizing, or controlling the distribution or use of the Settlement Fund or any portion thereof, or by the enactment of future laws, or by any seizure of the Settlement Fund or any portion thereof.

I. *Cooperation.* Releasors (1) will not encourage any person or entity to bring or maintain any Released Claim against any Released Entity and (2) will reasonably cooperate with and not oppose any effort by Settling Distributors to secure the prompt dismissal of any and all Released Claims.

J. *Non-Released Claims.* Notwithstanding the foregoing or anything in the definition of Released Claims, this Agreement does not waive, release or limit any criminal liability, Claims for liability under tax law, Claims under securities law by a State Releasor as investor, Claims against parties who are not Released Entities, Claims by private individuals, and any claims arising under this Agreement for enforcement of this Agreement.

XII. Later Litigating Subdivisions

A. *Released Claims against Released Entities.* Subject to Section XII.B, the following shall apply in the event a Later Litigating Subdivision in a Settling State maintains a lawsuit for a Released Claim against a Released Entity after the Reference Date:

1. The Released Entity shall take ordinary and reasonable measures to defend the action, including filing a Threshold Motion with respect to the Released Claim. The Released Entity shall further notify the Settling State and Settlement Fund Administrator immediately upon notice of a Later Litigating Subdivision bringing a lawsuit for a Released Claim, and shall not oppose a Settling State's submission in support of the Threshold Motion.

2. The provisions of this Section XII.A.2 apply if the Later Litigating Subdivision is a Primary Subdivision (except as provided in Section XII.A.2.f):

a. If a lawsuit including a Released Claim survives until the Suspension Deadline for that lawsuit, the Settlement Fund Administrator shall calculate the Suspension Amount applicable to the next Payment due from the Settling Distributor(s) at issue and apportioned to the State of the Later Litigating Subdivision and to Subdivisions in that State; *provided, however*, that the Suspension Amount for a Payment Year cannot exceed the Suspension Cap. The Suspension Amount shall be paid into the Settlement Fund Escrow account. If the Suspension Amount exceeds the Suspension Cap for that Payment Year, then the

remaining amount will be paid into the Settlement Fund Escrow in the following Payment Year, subject to the Suspension Cap for that Payment Year, and so forth in each succeeding Payment Year until the entire Suspension Amount has been paid into the Settlement Fund Escrow or the Released Claim is resolved, as provided below, whichever comes first. A suspension does not apply during the pendency of any appeal dismissing the lawsuit for a Released Claim in whole.

b. If the Released Claim is resolved with finality without requirement of payment by the Released Entity, the placement of any remaining balance of the Suspension Amount into the Settlement Fund Escrow shall cease and the Settlement Fund Administrator shall immediately transfer amounts in the Settlement Fund Escrow on account of the suspension to the Settling State at issue and its Participating Subdivisions. The lawsuit will not cause further suspensions unless the Released Claim is reinstated upon further review, legislative action, or otherwise.

c. If the Released Claim is resolved with finality on terms requiring payment by the Released Entity, the Settlement Fund Administrator will transfer the amounts in the Settlement Fund Escrow on account of the suspension to the Settling Distributor(s) at issue necessary to satisfy the payment obligation of the Released Entity to the relevant Later Litigating Subdivision. If any balance remains in the Settlement Fund Escrow on account of the suspension after transfer of the amount necessary to satisfy the payment obligation, the Settlement Fund Administrator will immediately transfer the balance to the Settling State at issue and its Participating Subdivisions. If the payment obligation of the Released Entity to the relevant Later Litigating Subdivision exceeds the amounts in the Settlement Fund Escrow on account of the suspension, the Settling Distributor at issue shall receive a dollar-for-dollar offset, subject to the yearly Offset Cap, for the excess amount against its obligation to pay its allocable share of Annual Payments that would be apportioned to the Settling State at issue and to its Subdivisions. The offset shall be applied as follows: first against the Settling Distributor's allocable share of the Annual Payment due in Payment Year 18, up to the Offset Cap for that Payment Year, with any remaining amounts above the Offset Cap applied against the Settling Distributor's allocable share of the Annual Payment due in Payment Year 17, up to the Offset Cap for that Payment Year, and so forth for each preceding Payment Year until the entire amount to be offset has been applied or no future Payment Years remain.

d. If the lawsuit asserting a Released Claim is resolved with finality on terms requiring payment by the Released Entity, and the Released Claim did not give rise to a suspension of any Settling Distributor's portion of any Annual Payments (*e.g.*, because it was resolved during Payment Years 1 or 2, during which all Settling States are deemed eligible for Incentive Payment A and thus no suspension of payments took place, as provided by Section XII.B), the Settling Distributor at issue shall receive a dollar-for-dollar offset, subject to the yearly Offset Cap, for the amount paid. The offset shall be applied against the relevant Settling Distributor's allocable portion of the Annual Payments starting in

Payment Year 18 and working backwards as set forth in Section XII.A.2.c. If the lawsuit for a Released Claim is otherwise resolved by the Released Entity, without the Settling Distributor filing a Threshold Motion despite an opportunity to do so, and the Released Claim did not give rise to a suspension of any Settling Distributor's portion of any Annual Payments, the Settling Distributor at issue shall not receive any offset for the amount paid.

e. If more than one Primary Subdivision in a Settling State becomes a Later Litigating Subdivision, a single Suspension Cap applies and the total amounts deducted from the share of the Annual Payment allocated to the Settling State and its Participating Subdivisions in a given Payment Year cannot exceed the Suspension Cap. For the avoidance of doubt, an individual Primary Subdivision shall not trigger more than one suspension regardless if it (or any of its officials) is named as multiple plaintiffs in the same lawsuit.

f. This Section XII.A.2 shall not apply with respect to a Primary Subdivision that is either (i) a Later Litigating Subdivision under clause (3) of the definition of that term solely because a legislative Bar or legislative Case-Specific Resolution applicable as of the Reference Date is invalidated by judicial decision after the Reference Date or (ii) a Later Litigating Subdivision under clause (4) of the definition of that term. Such a Primary Subdivision shall be treated as a General Purpose Government under Section XII.A.3.

3. The terms of this Section XII.A.3 apply if a the Later Litigating Subdivision is not a Primary Subdivision (except for Primary Subdivisions referenced in Section XII.A.2.f) but is a General Purpose Government, School District, Health District or Hospital District: if the Released Claim is resolved with finality on terms requiring payment by the Released Entity, the Settling Distributor at issue shall receive a dollar-for-dollar offset, subject to the yearly Offset Cap, for the amount paid against its portion of the obligation to make Annual Payments that would be apportioned to the Settling State at issue and to its Subdivisions. The offset shall be applied as follows: first against the relevant Settling Distributor's allocable share of the Annual Payment due in Payment Year 18, up to the Offset Cap for that Payment Year, with any remaining amounts above the Offset Cap applied against the Payment due in Payment Year 17, up to the Offset Cap for that Payment Year, and so forth for each preceding Payment Year until the entire amount to be offset has been applied or no future Payment Year remains. If the Released Claim is resolved on terms requiring payment during the first two (2) Payment Years, in no case will any amounts be offset against the amounts due in Payment Years 1 and 2.

4. In no event shall the total of Suspension Amounts and offsets pursuant to this Section applicable to a Settling State in a Payment Year for that Payment Year exceed the Offset Cap for that State. If, in a Payment Year, the total of Suspension Amounts and offsets applicable to a Settling State exceeds the Offset Cap, the Suspension Amounts shall be reduced so that the total of Suspension Amounts and offsets equals the Offset Cap.

5. For the avoidance of doubt, any offset pursuant to this Section XII in a Settling State that is not eligible for Incentive Payment A shall continue to apply even if the Settling State at issue subsequently becomes eligible for Incentive Payment A.

6. “*Terms requiring payment*” shall mean (i) a final monetary judgment or (ii) a settlement; *provided* that the Released Entity sought the applicable State Attorney General’s consent to the settlement and such consent was either obtained or unreasonably withheld. Should the judgment or settlement resolve claims that are not Released Claims, the offset shall be for the Released Claims portion only, which shall be distinguishable in the judgment or settlement.

B. *Exceptions.*

1. Section XII.A shall not apply where the Settling State at issue meets the eligibility criteria for and is entitled to Incentive Payment A for the Payment Year at issue, except as expressly provided therein. For the avoidance of doubt, because all Settling States are deemed eligible for Incentive Payment A for Payment Years 1 and 2 under Section IV.F.1.c, a suspension of Payments under Section XII.A.2 shall not apply to any Settling States for those Payment Years.

2. An offset under Section XII.A.2 and Section XII.A.3 shall not apply where the Later Litigating Subdivision opted out of a Settlement Class Resolution in the Settling State at issue that was in full force and effect in that Settling State as of the due date of the payment for Payment Year 2 and remains in full force and effect; *provided* that an offset relating to that Subdivision may apply under Section XIII.

3. Section XII.A shall not apply where the Later Litigating Subdivision seeks less than \$10 million, or so long as its total claim is reduced to less than \$10 million, in the lawsuit for a Released Claim at issue.

4. An offset under Section XII.A.3 shall not apply where the applicable Participation Tier is Participation Tier 1 and the population of the Later Litigating Subdivision is under 10,000.

5. If the applicable Participation Tier is Participation Tier 2 or higher, and the Later Litigating Subdivision has a population less than 10,000, the offset under Section XII.A.3 shall only apply to amounts paid pursuant to a settlement or judgment that are over \$10 million per case or resolution. Any type of consolidated or aggregated or joined or class actions, however styled, shall be considered a single case, and any resolutions that occur within a sixty (60) calendar day period of each other and involve Later Litigating Subdivisions that share common counsel and/or are created by the same or related judgments, settlement agreements, or other instruments or are conditioned upon one another, shall be considered a single resolution. For the avoidance of doubt, any such case or resolution shall have only a single \$10,000,000 exemption from the offset under Section XII.A.3.

C. *No Effect on Other Provisions.* A suspension or offset under Section XII.A shall not affect the Injunctive Relief Terms or the Consent Judgment.

D. *No Effect on Other States.* A suspension or offset under Section XII.A applicable to one State shall not affect the allocation or payment of the Annual Payment to other Settling States.

XIII. Reductions/Offsets

A. *Non-Settling States.* Non-Settling States shall not be eligible for any payments or have any rights in connection with this Agreement. Accordingly, the stated maximum dollar amounts of the payments specified in Exhibit M are reduced by the aggregate Overall Allocation Percentage of Non-Settling States as set forth in Exhibit F.

B. *Offset Relating to Incentive Payment A.* If a Settling State is not eligible for Incentive Payment A at the third Payment Date, the Settling Distributors shall receive an offset with respect to that State.¹⁰ The offset shall be the dollar amount difference between (1) the total amount of the Incentive Payment A due from the Settling Distributors on the Effective Date and on the Payment Date for Payment Year 2 allocated to that State and its Participating Subdivisions, and (2) the total amount of Incentive Payments B and C that would have been due from the Settling Distributors on the Effective Date and on the Payment Date for Payment Year 2 so allocated but for the State's deemed eligibility for Incentive Payment A. The offset shall be applied in equal installments to reduce the Annual Payments for Payment Years 3 through 7 that would be apportioned to that State and to its Subdivisions, and shall remain applicable even if that State subsequently becomes eligible for Incentive Payment A.

C. *Settlement Class Resolution Opt Outs.* If a Settling State is eligible for Incentive Payment A on the basis of a Settlement Class Resolution, and a Primary Subdivision that opted out of the Settlement Class Resolution maintains a lawsuit asserting a Released Claim against a Released Entity, the following shall apply. If the lawsuit asserting a Released Claim either survives a Threshold Motion or has an unresolved Threshold Motion fewer than sixty (60) calendar days prior to the scheduled start of a trial involving a Released Claim, and is resolved with finality on terms requiring payment by the Released Entity, the Settling Distributor at issue shall receive a dollar-for-dollar offset for the amount paid against its obligation to make remaining Incentive Payment A payments that would be apportioned to that State and to its Subdivisions. For the avoidance of doubt, an offset shall not be applicable under this subsection if it is applicable under Section XII.A with respect to the Subdivision at issue.

D. *Revoked Bar, Settlement Class Resolution, or Case-Specific Resolution.* If the Settling Distributors made any Annual Payments that included any incentive payments earned as a result of the existence of a Bar, Settlement Class Resolution, or Case-Specific Resolution in a Settling State, and there is subsequently a Revocation Event with respect to that Bar, Settlement Class Resolution, or Case-Specific Resolution after the determination of the amount of such Annual Payment, the Settling Distributors shall receive a dollar-for-dollar offset against the portion of remaining Annual Payments that would be allocated to that State and its Participating Subdivisions. This offset will be calculated as the dollar amount difference between (1) the total amount of incentive payments paid by the Settling Distributors by virtue of the Bar, Settlement

¹⁰ For purposes of this provision, in determining whether a Settling State would not be eligible for Incentive Payment A for Payment Year 3, the criteria set forth in Section IV.F.1.b shall apply to that Payment Year.

Class Resolution, or Case-Specific Resolution subject to the Revocation Event and (2) the total amount of incentive payments that would have been due from the Settling Distributors during that time had the Bar, Settlement Class Resolution, or Case-Specific Resolution subject to the Revocation Event not been in effect. The amount of incentive payments that would have been due, referenced in clause (2) above, will be calculated one hundred eighty (180) calendar days after the Revocation Event; for purposes of calculating the amount of incentive payments that would have been due, any relevant Subdivision shall be included as a Participating Subdivision if: (1) its Released Claims are extinguished by any subsequent Bar, Settlement Class Resolution, or Case-Specific Resolution in effect as of the date of such calculation, or (2) it becomes a Participating Subdivision (in addition to all other Participating Subdivisions) prior to the date of such calculation.

E. *Certain Taxes.* Amounts paid by a Settling Distributor under an Opioid Tax in a Settling State in a Payment Year shall give rise to a dollar-for-dollar offset against that Settling Distributor's obligation to pay its share of the Annual Payment in that Payment Year that would be allocated to the taxing State or its Participating Subdivisions. If such amounts paid exceed that Settling Distributor's allocable share of the Annual Payment allocable to the taxing State or its Participating Subdivisions in that Payment Year, the excess shall carry forward as an offset against its allocable share of remaining Annual Payments that would be allocated to the taxing State or its Participating Subdivisions

F. *Not Subject to Suspension Cap or Offset Cap.* For the avoidance of doubt, neither the Suspension Cap nor the Offset Cap apply to the offsets and reductions set forth in this Section XIII.

XIV. Miscellaneous

A. *Population of General Purpose Governments.* The population figures for General Purpose Governments shall be the published U.S. Census Bureau's population estimates for July 1, 2019, released May 2020. These population figures shall remain unchanged during the term of this Agreement.¹¹

B. *Population of Special Districts.* For any purpose in this Agreement in which the population of a Special District is used other than Section IV.F.1.b: (a) School Districts' population will be measured by the number of students enrolled who are eligible under the Individuals with Disabilities Education Act ("*IDEA*") or Section 504 of the Rehabilitation Act of 1973; (b) Health Districts' and Hospital Districts' population will be measured at twenty-five percent (25%) of discharges; and (c) all other Special Districts' (including Fire Districts' and Library Districts') population will be measured at ten percent (10%) of the population served. The Settling Distributors and the Enforcement Committee shall meet and confer in order to agree on data sources for purposes of this Section prior to the Preliminary Agreement Date.

¹¹ The estimates for counties and parishes were accessed at <https://www.census.gov/data/datasets/time-series/demo/popest/2010s-countiestotal.html>. The estimates for cities and towns can currently be found at <https://www.census.gov/data/datasets/time-series/demo/popest/2010s-total-cities-and-towns.html>.

C. *Population Associated with Sheriffs.* For any purpose in this Agreement in which the population associated with a lawsuit by a sheriff is used, the population will be measured at twenty percent (20%) of the capacity of the jail(s) operated by the sheriff.

D. *No Admission.* The Settling Distributors do not admit liability or wrongdoing. Neither this Agreement nor the Consent Judgments shall be considered, construed or represented to be (1) an admission, concession or evidence of liability or wrongdoing or (2) a waiver or any limitation of any defense otherwise available to the Settling Distributors.

E. *Most-Favored-Nation Provision.*—Settling States.

1. If, after the Reference Date, any Settling Distributor enters into any settlement agreement with any Non-Settling State that resolves Claims similar in scope to the Claims released by a Settling State under this Agreement on overall payment terms that are more favorable to such Non-Settling State than the overall payment terms of the Agreement (after due consideration of relevant differences in population or other appropriate factors), then the Settling States, individually or collectively, may elect to seek review, pursuant to Section XIV.E.3, of the overall payment terms of this Agreement and the Non-Settling State agreement so that such Settling State(s) may obtain, with respect to that Settling Distributor, overall payment terms at least as favorable as those obtained by such Non-Settling State. “*Overall payment terms*” refers to consideration of all payment terms of the two agreements, taken together, including, but not limited to the amount of payments, the timing of payments, and conditions or contingencies on payments.

2. For any settlement with a Non-Settling State involving Released Claims that is entered into after the Reference Date, Settling Distributors shall provide the Enforcement Committee with a copy of the settlement agreement or relevant consent judgment within thirty (30) calendar days of the consummation of such settlement. The Enforcement Committee will promptly distribute such copy to all Settling States.

3. In the event that one or more Settling State(s) believes that the overall payment terms of an agreement by a Settling Distributor with a Non-Settling State are more favorable to the Non-Settling State, when compared based on the totality of the considerations set forth in Section XIV.E.1, the Settling State(s) and the Settling Distributor shall engage in the following process:

a. The Settling State(s) shall provide notice, within sixty (60) calendar days of the date on which a settlement agreement or consent judgment is provided to the Enforcement Committee, to the Settling Distributor of its (their) intent to seek revision of this Agreement to provide payment terms that are, on an overall basis, as favorable as those obtained by the Non-Settling State. Such notice shall be confidential and not disclosed publicly to the extent allowed by law and shall state, in detail, the basis for the State’s (States’) belief that it (they) is entitled to a revision of the Agreement.

b. The Settling Distributor shall, within thirty (30) calendar days, provide a response to the Settling State(s), explaining its position, in detail, as to whether the Settling State(s) is entitled to more favorable overall payment terms than those provided for in this Agreement.

c. In the event the Settling State(s) and Settling Distributor do not reach agreement as to the application of Section XIV.E.1, the Settling State(s) may petition the National Arbitration Panel to seek a ruling from the Panel as to the applicability of Section XIV.E.1, provided that the Settling State(s) may seek such review only if at least five (5) Settling States co-sign the petition. The Panel shall consider submissions and argument by the parties pursuant to the procedures set forth in Section VI.F.2.

d. The Settling State(s) and the Settling Distributor shall be bound by the determination of the National Arbitration Panel.

4. This Section XIV.E does not apply to, and there is no ability of any Settling State to seek or obtain revision of this Agreement based on, any Non-Settling State agreement with any Settling Distributor that is entered into with: (a) a Non-Settling State after a date sixty (60) calendar days prior to the scheduled start date of a trial between any Settling Distributor and the Non-Settling State or any severed or bifurcated portion thereof, provided that, where, in order to complete a settlement, a Non-Settling State and a Settling Distributor jointly request an adjournment of the scheduled start date of a trial within sixty (60) days of that date, this exception will apply as if the trial date had not been adjourned; (b) a Non-Settling State that previously litigated to judgment a case related to opioids against any manufacturer, distributor, or pharmacy; or (c) a Non-Settling State that has obtained any court order or judicial determination that grants judgment (in whole or in part) against any Settling Distributor. For avoidance of doubt, the National Arbitration Panel shall have no power to review agreements described in this paragraph.

5. This Section XIV.E does not apply to, and there is no ability of any Settling State to seek or obtain revision of this Agreement based on, any agreement between a Settling Distributor and (a) federally-recognized tribe(s) or (b) West Virginia subdivisions or (c) Non-Participating Subdivisions. This Section XIV.E will not apply to any agreement entered into more than eighteen (18) months after the Reference Date.

F. *Tax Cooperation and Reporting.*

1. Upon request by any Settling Distributor, the Settling States and Participating Subdivisions agree to perform such further acts and to execute and deliver such further documents as may be reasonably necessary for the Settling Distributors to establish the statements set forth in Section V.E.3 to the satisfaction of their tax advisors, their independent financial auditors, the Internal Revenue Service, or any other governmental authority, including as contemplated by Treasury Regulations Section 1.162-21(b)(3)(ii) and any subsequently proposed or finalized relevant regulations or administrative guidance.

2. Without limiting the generality of Section XIV.F.1, each Settling State and Participating Subdivision shall cooperate in good faith with any Settling Distributor with respect to any tax claim, dispute, investigation, audit, examination, contest, litigation, or other proceeding relating to this Agreement.

3. The Designated State, as defined in Section I.P as New York, on behalf of all Settling States and Participating Subdivisions, shall designate one of its officers or employees to act as the “appropriate official” within the meaning of Treasury Regulations Section 1.6050X-1(f)(1)(ii)(B) (the “*Appropriate Official*”). The Designated State shall direct and ensure that the Appropriate Official timely (a) files (i) at the time this Agreement becomes binding on the Parties, an IRS Form 1098-F in the form attached as Exhibit U, Exhibit V, and Exhibit W with respect to each of the Settling Distributors and (ii) any legally required returns or amended returns with any applicable governmental authority, or any returns requested by the respective Settling Distributors, and (b) provides to each of the Settling Distributors a copy of (i) the IRS Form 1098-F filed with respect to such Settling Distributor and (ii) any legally required written statement pursuant to any applicable law and any other document referred to in clause (a)(ii) above. Any such form, return, or statement shall be prepared and filed in a manner fully consistent with Section V.E.3.

4. The Settling States and Participating Subdivisions agree that any return, amended return, or written statement filed or provided pursuant to paragraph 3, and any similar document, shall be prepared and filed in a manner consistent with reporting each Settling Distributor’s portion of the Global Settlement Amount as the “Total amount to be paid” pursuant to this Agreement in Box 1 of IRS Form 1098-F and each Settling Distributor’s portion of the Compensatory Restitution Amount as “Restitution/remediation amount” in Box 2 of IRS Form 1098-F, as reflected in the attached Exhibit U, Exhibit V, and Exhibit W. If the Designated State or Appropriate Official shall be required to file any return, amended return, or written statement contemplated by this Section XIV.F other than an IRS Form 1098-F in the form attached as Exhibit U, Exhibit V, and Exhibit W, the Designated State shall direct and ensure that the Appropriate Official provides to each Settling Distributor a draft of such return, amended return, or written statement in respect of such Settling Distributor no later than sixty (60) calendar days prior to the due date thereof and shall accept and reflect any reasonable comments of such Settling Distributor on the return, amended return, or written statement in respect of such Settling Distributor.

5. For the avoidance of doubt, neither the Settling Distributors nor the Settling States and Participating Subdivisions make any warranty or representation to any Settling State, Participating Subdivision, or Releasor as to the tax consequences of the payment of the Compensatory Restitution Amount (or any portion thereof).

G. *No Third-Party Beneficiaries.* Except as expressly provided in this Agreement, no portion of this Agreement shall provide any rights to, or be enforceable by, any person or entity that is not a Settling State or Released Entity. No Settling State may assign or otherwise convey any right to enforce any provision of this Agreement.

H. *Calculation.* Any figure or percentage referred to in this Agreement shall be carried to seven decimal places.

I. *Construction.* None of the Parties and no Participating Subdivision shall be considered to be the drafter of this Agreement or of any of its provisions for the purpose of any statute, case law, or rule of interpretation or construction that would or might cause any provision to be construed against the drafter of this Agreement. The headings of the provisions of this Agreement are not binding and are for reference only and do not limit, expand, or otherwise affect the contents or meaning of this Agreement.

J. *Cooperation.* Each Party and each Participating Subdivision agrees to use its best efforts and to cooperate with the other Parties and Participating Subdivisions to cause this Agreement and the Consent Judgments to become effective, to obtain all necessary approvals, consents and authorizations, if any, and to execute all documents and to take such other action as may be appropriate in connection herewith. Consistent with the foregoing, each Party and each Participating Subdivision agrees that it will not directly or indirectly assist or encourage any challenge to this Agreement or any Consent Judgment by any other person, and will support the integrity and enforcement of the terms of this Agreement and the Consent Judgments.

K. *Entire Agreement.* This Agreement, including its exhibits and any other attachments, embodies the entire agreement and understanding between and among the Parties and Participating Subdivisions relating to the subject matter hereof and supersedes (1) all prior agreements and understandings relating to such subject matter, whether written or oral and (2) all purportedly contemporaneous oral agreements and understandings relating to such subject matter.

L. *Execution.* This Agreement may be executed in counterparts and by different signatories on separate counterparts, each of which shall be deemed an original, but all of which shall together be one and the same Agreement. One or more counterparts of this Agreement may be delivered by facsimile or electronic transmission with the intent that it or they shall constitute an original counterpart hereof. One or more counterparts of this Agreement may be signed by electronic signature.

M. *Good Faith and Voluntary Entry.* Each Party warrants and represents that it negotiated the terms of this Agreement in good faith. Each of the Parties and Participating Subdivisions warrants and represents that it freely and voluntarily entered into this Agreement without any degree of duress or compulsion. The Parties and Participating Subdivisions state that no promise of any kind or nature whatsoever (other than the written terms of this Agreement) was made to them to induce them to enter into this Agreement.

N. *Legal Obligations.* Nothing in this Agreement shall be construed as relieving any Settling Distributor of the obligation to comply with all state and federal laws, regulations or rules, nor shall any of the provisions herein be deemed to be permission to engage in any acts or practices prohibited by such laws, regulations, or rules. Except with respect to the Injunctive Relief Terms, in the event of a conflict between this Agreement and any requirement or requirements of federal, state, or local laws, such that a Settling Distributor cannot comply with this Agreement without violating such a requirement or requirements, the Settling Distributor

shall document such conflicts and notify the Attorney(s) General of the relevant Settling State(s) that it intends to comply with the requirement or requirements to the extent necessary to eliminate the conflict. With respect to the Injunctive Relief Terms, in the event of such a conflict, the procedures set forth in Section III.X of the Injunctive Relief Terms will be followed.

O. *No Prevailing Party.* The Parties and Participating Subdivisions each agree that they are not the prevailing party in this action, for purposes of any claim for fees, costs, or expenses as prevailing parties arising under common law or under the terms of any statute, because the Parties and Participating Subdivisions have reached a good faith settlement. The Parties and Participating Subdivisions each further waive any right to challenge or contest the validity of this Agreement on any ground, including, without limitation, that any term is unconstitutional or is preempted by, or in conflict with, any current or future law. Nothing in the previous sentence shall modify, or be construed to conflict with, Section XIV.M.

P. *Non-Admissibility.* The settlement negotiations resulting in this Agreement have been undertaken by the Parties and by certain representatives of the Participating Subdivisions in good faith and for settlement purposes only, and no evidence of negotiations or discussions underlying this Agreement shall be offered or received in evidence in any action or proceeding for any purpose. This Agreement shall not be offered or received in evidence in any action or proceeding for any purpose other than in an action or proceeding arising under or relating to this Agreement.

Q. *Notices.* All notices or other communications under this Agreement shall be in writing (including, but not limited to, electronic communications) and shall be given to the recipients indicated below:

For the Attorney(s) General:

Ashley Moody,
Attorney General
State of Florida
The Capitol,
PL-01
Tallahassee, FL 32399

Josh Stein, Attorney General
North Carolina Department of Justice
Attn: Daniel Mosteller
PO Box 629
Raleigh, NC 27602
Dmosteller@ncdoj.gov

For the Plaintiffs' Executive Committee:

Paul F. Farrell
Farrell Law

P.O. Box 1180
Huntington, WV 25714-1180

Jayne Conroy
Simmons Hanly Conroy LLC
112 Madison Avenue, 7th Floor
New York, NY 10016-7416
JConroy@simmonsfirm.com

Joseph F. Rice
Motley Rice LLC
28 Bridgeside Blvd.
Mount Pleasant, SC 29464
jrice@motleyrice.com

Peter Mougey
Levin Papantonio Rafferty
316 South Baylen St.
Pensacola, FL 32502
pmougey@levinlaw.com

Paul J. Geller
Robbins Feller Rudman & Dowd LLP
120 East Palmetto Park Road
Boca Raton, FL 33432
PGeller@rgrdlaw.com

For Settling Distributors:

Copy to AmerisourceBergen Corporation's attorneys at:
Attn: Michael T. Reynolds
Cravath, Swaine & Moore
825 Eighth Avenue
New York, NY 10019
mreynolds@cravath.com

Copy to Cardinal Health, Inc.'s attorneys at:
Attn: Jeffrey M. Wintner, Esq.
Attn: Elaine P. Golin, Esq.
Wachtell, Lipton, Rosen & Katz
51 West 52nd Street
New York, NY 10019
JMWintner@wlrk.com
EPGolin@wlrk.com

Attn: JB Kelly, Esq.
Cozen O'Connor
1200 19th ST NW
Washington DC 20036
jbkelly@cozen.com

Copy to McKesson Corporation's attorneys at:
Attn: Thomas J. Perrelli
Jenner & Block LLP
1099 New York Ave., NW, Suite 900
Washington, D.C. 20001
tperrelli@jenner.com

Any Party or the Plaintiffs' Executive Committee may change or add the contact information of the persons designated to receive notice on its behalf by notice given (effective upon the giving of such notice) as provided in this Section XIV.P.

R. *No Waiver.* The waiver of any rights conferred hereunder shall be effective only if made by written instrument executed by the waiving Party or Parties. The waiver by any Party of any breach of this Agreement shall not be deemed to be or construed as a waiver of any other breach, whether prior, subsequent, or contemporaneous, nor shall such waiver be deemed to be or construed as a waiver by any other Party.

S. *Preservation of Privilege.* Nothing contained in this Agreement or any Consent Judgment, and no act required to be performed pursuant to this Agreement or any Consent Judgment, is intended to constitute, cause, or effect any waiver (in whole or in part) of any attorney-client privilege, work product protection, or common interest/joint defense privilege, and each Party and Participating Subdivision agrees that it shall not make or cause to be made in any forum any assertion to the contrary.

T. *Successors.*

1. This Agreement shall be binding upon, and inure to the benefit of, the Settling Distributors and their respective successors and assigns.

2. A Settling Distributor shall not, in one (1) transaction or a series of related transactions, sell or transfer U.S. assets having a fair market value equal to twenty-five percent (25%) or more of the consolidated assets of such Settling Distributor (other than sales or transfers of inventories, or sales or transfers to an entity owned directly or indirectly by such Settling Distributor) where the sale or transfer is announced after the Reference Date, is not for fair consideration, and would foreseeably and unreasonably jeopardize such Settling Distributor's ability to make the payments under this Agreement that are due on or before the third Payment Date following the close of a sale or transfer transaction, unless the Settling Distributor obtains the acquiror's agreement that it will be either a guarantor of or successor to the percentage of that Settling Distributor's remaining Payment Obligations under this Agreement equal to the percentage of the

Settling Distributor's consolidated assets being sold or transferred in such transaction. Percentages under this section shall be determined in accordance with United States generally accepted accounting principles and as of the date of the Settling Distributor's most recent publicly filed consolidated balance sheet prior to the date of entry into the sale or transfer agreement at issue. This Section XIV.T shall be enforceable solely by the Enforcement Committee, and any objection under this Section XIV.T not raised within twenty (20) calendar days of the announcement of the relevant transaction is waived. Any dispute under this Section XIV.T shall be a National Dispute as described in Section VI.F.2 and must be raised exclusively with the National Arbitration Panel as described therein within twenty (20) calendar days of the announcement, and the sole remedy shall be an order enjoining the transaction.

3. A Settling Distributor shall not, in one (1) transaction or a series of related transactions, sell or transfer (other than sales or transfers to an entity owned directly or indirectly by such Settling Distributor) more than twenty-five percent (25%) of the distribution centers within its Full-Line Wholesale Pharmaceutical Distribution Business (as that term is defined in the Injunctive Relief Terms) where the sale or transfer is announced after the Reference Date, unless the Settling Distributor obtains the acquiror's agreement that it will be bound by the Injunctive Relief Terms.

U. *Modification, Amendment, Alteration.* After the Reference Date, any modification, amendment, or alteration of this Agreement by the Parties shall be binding only if evidenced in writing signed by the Settling Distributor to which the modification, amendment, or alteration applies, if the change applies to less than all Settling Distributors, along with the signatures of at least thirty-seven of those then serving Attorneys General of the Settling States along with a representation from each Attorney General that either: (1) the advisory committee or similar entity established or recognized by that Settling State (either pursuant to Section V.E.2.d, by a State-Subdivision Agreement, or by statute) voted in favor of the modification, amendment or alteration of this Agreement including at least one member appointed by the Participating Subdivisions listed on Exhibit G; or (2) in States without any advisory committee, that 50.1% (by population) of the Participating Subdivisions listed on Exhibit G expressed approval of the modification, amendment, or alteration of this Agreement in a writing.

V. *Termination.*

1. Unless otherwise agreed to by each of the Settling Distributors and the Settling State in question, this Agreement and all of its terms (except Section XIV.P and any other non-admissibility provisions, which shall continue in full force and effect) shall be canceled and terminated with respect to the Settling State, and the Agreement and all orders issued by the courts in the Settling State pursuant to the Agreement shall become null and void and of no effect if one or more of the following conditions applies:

a. a Consent Judgment approving this Agreement without modification of any of the Agreement's terms has not been entered as to the Settling State by a court of competent jurisdiction on or before one hundred eighty (180) calendar days after the Effective Date;

b. this Agreement or the Consent Judgment as to that Settling State has been disapproved by a court of competent jurisdiction to which it was presented for approval and/or entry (or, in the event of an appeal from or review of a decision of such a court to approve this Agreement and the Consent Judgment, by the court hearing such appeal or conducting such review), and the time to appeal from such disapproval has expired, or, in the event of an appeal from such disapproval, the appeal has been dismissed or the disapproval has been affirmed by the court of last resort to which such appeal has been taken and such dismissal or disapproval has become no longer subject to further appeal (including, without limitation, review by the United States Supreme Court); or

2. If this Agreement is terminated with respect to a Settling State for whatever reason pursuant to Section XIV.V.1, then:

a. an applicable statute of limitation or any similar time requirement (excluding any statute of repose) shall be tolled from the date the Settling State signed this Agreement until the later of the time permitted by applicable law or for one year from the date of such termination, with the effect that the Settling Distributors and the Settling State in question shall be in the same position with respect to the statute of limitation as they were at the time the Settling State filed its action; and

b. the Settling Distributors and the Settling State in question shall jointly move the relevant court of competent jurisdiction for an order reinstating the actions and claims dismissed pursuant to the terms of this Agreement governing dismissal, with the effect that the Settling Distributors and the Settling State in question shall be in the same position with respect to those actions and claims as they were at the time the action or claim was stayed or dismissed.

3. Unless each of the Settling Distributors and the Enforcement Committee agrees otherwise, this Agreement, with the exception of the Injunctive Relief Terms that have their own provisions on duration, shall terminate as to all Parties as of the Payment Date for Payment Year 18, *provided* that all Settling Distributors that as of that date are not Bankrupt Settling Distributors have performed their Payment obligations under the Agreement as of that date. If fewer than all Settling Distributors that as of that date are not Bankrupt Settling Distributors have performed their Payment obligations under the Agreement as of that date, then the Agreement shall terminate as of that date as to any Settling Distributor that has performed its Payment obligations under the Agreement and the Agreement (a) shall terminate as to each of the remaining Settling Distributors that as of that date is not a Bankrupt Settling Distributor at such time as each performs its Payment obligations under the Agreement and (b) shall terminate as to all Parties at such time as all Settling Distributors that are not Bankrupt Settling Distributors have performed their Payment obligations under the Agreement. Notwithstanding any other provision in this Section XIV.V.3 or in this Agreement, all releases under this Agreement will remain effective despite any termination under this Section XIV.V.3.

W. *Governing Law.* Except (1) as otherwise provided in this Agreement or (2) as necessary, in the sole judgment of the National Arbitration Panel, to promote uniformity of interpretation for matters within the scope of the National Arbitration Panel's authority, this Agreement shall be governed by and interpreted in accordance with the respective laws of the Settling State, without regard to the conflict of law rules of such Settling State, that is seeking to enforce the Agreement against Settling Distributor(s) or against which Settling Distributor(s) are seeking enforcement. Notwithstanding any other provision in this subsection on governing law, any disputes relating to the Settlement Fund Escrow shall be governed by and interpreted in accordance with the law of the state where the escrow agent has its primary place of business.

X. *Bankruptcy.* The following provisions shall apply if a Settling Distributor enters Bankruptcy (a Settling Distributor which does so and takes the actions, or is otherwise subjected to the actions, referred to in (i) and/or (ii) herein being referred to as a "*Bankrupt Settling Distributor*") and (i) the Bankrupt Settling Distributor's bankruptcy estate recovers, pursuant to 11 U.S.C. § 550, any payments made under this Agreement, or (ii) this Agreement is deemed executory and is rejected by such Settling Distributor pursuant to 11 U.S.C. § 365:

1. In the event that both a number of Settling States equal to at least seventy-five percent (75%) of the total number of Settling States and Settling States having aggregate Overall Allocation Percentages as set forth on Exhibit F equal to at least seventy-five percent (75%) of the total aggregate Overall Allocation Percentages assigned to all Settling States deem (by written notice to the Settling Distributors other than the Bankrupt Settling Distributor) that the financial obligations of this Agreement have been terminated and rendered null and void as to such Bankrupt Settling Distributor (except as provided in Section XIV.X.1.a) due to a material breach by such Bankrupt Settling Distributor, whereupon, with respect to all Settling States:

a. all agreements, all concessions, all reductions of Releasing Parties' Claims, and all releases and covenants not to sue, contained in this Agreement shall immediately and automatically be deemed null and void as to such Bankrupt Settling Distributor; the Settling States shall be deemed immediately and automatically restored to the same position they were in immediately prior to their entry into this Settlement Agreement in respect to such Bankrupt Settling Distributor and the Settling States shall have the right to assert any and all claims against such Bankrupt Settling Distributor in the Bankruptcy or otherwise, subject to any automatic stay, without regard to any limits or agreements as to the amount of the settlement otherwise provided in this Agreement; *provided, however*, that notwithstanding the foregoing sentence, (i) all reductions of Releasing Parties' Claims, and all releases and covenants not to sue, contained in this Agreement shall remain in full force and effect as to all persons or entities other than the Bankrupt Settling Distributor itself; and (ii) in the event a Settling State asserts any Released Claim against a Bankrupt Settling Distributor after the rejection and/or termination of this Agreement with respect to such Settling Distributor as described in this Section XIV.X.1.a and receives a judgment, settlement or distribution arising from such Released Claim, then the amount of any payments such Settling State has previously received from such Bankrupt Settling Distributor under this Agreement shall be applied to reduce the amount of any

such judgment, settlement or distribution (provided that no credit shall be given against any such judgment, settlement or distribution for any payment that such Settling State is required to disgorge or repay to the Bankrupt Settling Distributor's bankruptcy estate); and

b. the Settling States may exercise all rights provided under the federal Bankruptcy Code (or other applicable bankruptcy or non-bankruptcy law) with respect to their Claims against such Bankrupt Settling Distributor subject to all defenses and rights of the Bankrupt Settling Distributor.

EXHIBIT A

Alleged Harms

The following expert reports that were filed in connection with the case captioned *In re National Prescription Opiate Litigation*, No. 1-17-md-02804 (S.D. Ohio):

1. Expert report of Professor David Cutler, dated March 25, 2019.
2. Expert report of Dr. Jeffrey B. Liebman, dated March 25, 2019.
3. Expert report of Professor Thomas McGuire regarding damages to Bellwethers, dated March 25, 2019.
4. Report of Professor Thomas McGuire regarding public nuisance, dated March 25, 2019.

EXHIBIT B

Enforcement Committee Organizational Bylaws

ARTICLE I

These bylaws constitute the code of rules adopted by the Settling States and Participating Subdivisions for the creation of an Enforcement Committee (the “*Committee*”) to exist and operate during the term of the Agreement with the Settling Distributors and shall control the regulation and management of the Committee’s affairs.

ARTICLE II

Purpose

The Committee is organized for the sole purpose of evaluating and taking such action as deemed reasonable, necessary, and appropriate by the members of the Committee on the matters delegated to the Committee under that certain Settlement Agreement between the Settling States and the Settling Distributors dated July 21, 2021.

ARTICLE III

Members of the Committee

(1) Number of Members

The Committee will consist of seventeen (17) members (the “*Members*”). Upon majority resolution of the Committee, the number of Members may be increased or decreased from time to time, but in no event shall a decrease have the effect of decreasing the total number of Members to less than seven Members.

(2) Initial Members

The Committee initially will consist of eleven Settling State Members and six Participating Subdivision Members, three of the Participating Subdivisions shall be counties and three shall be municipalities. The initial Settling State Members are representatives from: Connecticut, Delaware, Florida, Georgia, Massachusetts, New York, North Carolina, Ohio, Pennsylvania, Tennessee, and Texas. The initial Participating Subdivision Members are: (a) Bexar County, Texas; (b) Broward County, Florida; (c) Chicago, Illinois; (d) Cincinnati, Ohio; (e) Nashville, Tennessee; and (f) Nassau County, New York. Until the Reference Date contained in the Settlement Agreement, the Participating Subdivisions may designate their outside counsel to serve as their representative. After the Reference Date, an employee or official of the Participating Subdivision must be the designated as the representative of the Participating Subdivision.

(3) Term of Members

The term of office for Members of the Committee will be until the end of the term of the Settlement Agreement, eighteen (18) years, unless and until a Member withdraws or resigns from the Committee.

(4) Resignation

Any Member may resign at any time by delivering written notice to the Chairperson of the Committee. Such resignation shall take effect upon receipt or, if later, at the time specified in the notice.

(5) Removal

(a) Any Member may be removed without cause, at any time, by a majority of the entire Committee, at a Regular or Special Meeting called for that purpose. Any Member under consideration of removal must first be notified about the consideration by written notice at least five days prior to the meeting at which the vote takes place.

(b) In the event that any Member is not a Settling State or a Participating Subdivision or the Member subsequently becomes a Later Litigating Subdivision or otherwise does not support the Agreement, the Member shall be removed immediately without notice or vote of the Committee.

(6) Vacancies

In the event of a vacancy, the Members of the same type (Settling State or Participating Subdivision) shall select another Settling State or Participating Subdivision to fill that Member's position.

(7) Compensation

Members shall not receive any salaries or other compensation for their services, but, by resolution of the Committee, may be reimbursed for any actual expenses incurred in the performance of their duties for the Committee, as long as a majority of disinterested Members approve the reimbursement. Any reimbursement shall be sought from the Settlement Fund Administrator.

ARTICLE IV

Conflicts of Interest and Code of Ethics

If a Member, agent, or employee of the Committee has a conflict of interest, he or she may not participate in a vote, discussion, or decision about the matter. Each Member shall follow any applicable state or local law with respect to conflicts, gifts, and ethics.

ARTICLE V

Committee Meetings

(1) Place of Meetings

Meetings of the Committee will be held at any place that the Chairperson may designate, including by telephonic or electronic means.

(2) Regular Meetings

Regular meetings of the Committee shall be held as deemed necessary by the by the Chairperson or any three members.

- (3) Notice of Meetings**
Written notice of the date, time, place and subject of each meeting must be provided to the Members at least 72 hours before the scheduled time of the meeting, except when there is an emergency or urgent public necessity.
- (4) Quorum**
A majority of the incumbent Members (not counting vacancies) shall constitute a quorum for the purposes of convening a meeting or conducting business.
- (5) Voting and Proxy**
When it is necessary to vote on any matter before the Committee, Members may vote by electronic means as provided in these Bylaws. Proxy voting is permitted. In order for a matter to pass, the matter must have a majority vote of Members present and must have at least one vote from a Settling State Member and a Participating Subdivision Member. In the event that there is a Quorum, but no Settling State or Participating Subdivision Member is present, then a matter may pass with a simple majority vote.
- (6) Minutes**
The Committee shall prepare and keep minutes. The minutes must state the subject of each deliberation and indicate each vote, order, decision, or other action taken.

ARTICLE VI **Officers**

- (1) Roster of Officers**
The Committee shall have a Chairperson, a Vice Chairperson, and a Secretary. The Committee may have at its discretion, such other officers as may be appointed by the Members of the Committee. One person may hold two or more offices, except those serving as Chairperson.
- (2) Election and Removal of Officers**
All officers shall serve two-year terms. The election shall be conducted at the first meeting of the fiscal year. Officers shall remain in office until their successors have been selected. Officers may serve consecutive terms without limit. The election of officers shall be by majority vote of the Members of the Committee attending the meeting.
- (3) Vacancies**
If a vacancy occurs during the term of office for any elected officer, the Members of the Committee shall elect a new officer to fill the remainder of the term as soon as practical, by majority vote of Members present.
- (4) Chairperson**
The Chairperson will supervise and control the affairs of the Committee and shall exercise such supervisory powers as may be given him/her by the Members of the Committee. The Chairperson will perform all duties incident to such office and such other duties as may be

provided in these bylaws or as may be prescribed from time to time by the Committee. The Chairperson shall preside at all meetings and shall exercise parliamentary control in accordance with Robert's Rules of Order.

(5) Vice Chairperson

The Vice Chairperson shall act in place of the Chairperson in the event of the Chairperson's absence, inability, or refusal to act, and shall exercise and discharge such other duties as may be required by the Committee. The Vice Chairperson shall serve as the parliamentarian and interpret any ambiguities of the bylaws.

(6) Secretary

The Secretary will keep and maintain all records related to the Committee and take minutes of all meetings.

(7) Records

All elected officers and committee chairpersons shall relinquish their records to the Chairperson immediately upon the completion of their term of office or completion of their term of office or completion of a project.

(8) Resignation

An officer may resign the office while not resigning membership from the Committee, by submitting a letter to the Chairperson. Vacancies occurring in any office shall be appointed for the remainder of the term.

ARTICLE VII

Duties

(1) Prior to the Reference Date

The Committee shall be responsible for any additional negotiations with the Settling Distributors, including, but not limited to, negotiating extensions of any periods created by the Settlement Agreement.

(2) After the Enforcement Date

The Committee shall establish procedures for the receipt of notices that a dispute exists concerning the Agreement and review of such disputes, pursuant to Section VI of the Agreement. Members may engage with Settling Distributors, Settling States, and Participating Subdivisions attempting to resolve any dispute without further action by the Committee. The Committee may request additional information from Settling Distributors, Settling States, and Participating Subdivisions to the extent the Committee believes such information is necessary to understand, resolve, or provide advice related to a dispute. The Committee shall endeavor to provide advice relative to the dispute no later than 60 days after receipt of notice.

ARTICLE VIII
Rules of Procedure

The proceedings and business of the Committee shall be governed by Robert's Rules of Order unless otherwise waived by the Committee.

ARTICLE IX
Operations

(1) Records

The Committee will keep correct and complete records and will also keep minutes of the proceedings of the Committee meetings and Committees. The Committee will keep at its principal place of business at a place designated by the Chairperson.

All elected officers and committee chairpersons shall relinquish their records to the Chairperson, immediately upon the completion of their term of office.

(2) Inspection of Books and Records

The minutes of a meeting are public records and shall be available for public inspection and copying on request to the Committee's Chairperson or the Chairperson's designee.

(3) Amendments

The bylaws may be amended at any time by a vote of a majority of Members present and must have at least one vote from a Settling State Member and a Participating Subdivision Member. In the event that there is a Quorum, but no Settling State or Participating Subdivision Member is present, then a matter may pass with a simple majority vote.

EXHIBIT C

Litigating Subdivisions List¹²

1. Abbeville (AL), City of, Alabama
2. Albertville (AL), City of, Alabama
3. Alexander City (AL), City of, Alabama
4. Anniston (AL), City of, Alabama
5. Arab (AL), City of, Alabama
6. Argo (AL), City of, Alabama
7. Ashland (AL), City of, Alabama
8. Ashville (AL), City of, Alabama
9. Athens (AL), City of, Alabama
10. Attalla (AL), City of, Alabama
11. Attentus Mouton, LLC d/b/a Lawrence Medical Center (AL), Alabama
12. Auburn (AL), City of, Alabama
13. Autauga (AL), County of, Alabama
14. Baldwin (AL), County of, Alabama
15. Barbour (AL), County of, Alabama
16. Berry (AL), Town of, Alabama
17. Bibb (AL), County of, Alabama
18. Birmingham (AL), City of, Alabama
19. Blount (AL), County of, Alabama
20. Boaz (AL), City of, Alabama
21. Brent (AL), City of, Alabama
22. Bridgeport (AL), City of, Alabama
23. Brookwood (AL), Town of, Alabama
24. Brundidge (AL), City of, Alabama
25. Bullock (AL), County of, Alabama
26. Butler (AL), County of, Alabama
27. Butler (AL), Town of, Alabama
28. Calera (AL), City of, Alabama
29. Calhoun (AL), County of, Alabama
30. Camp Hill (AL), Town of, Alabama
31. Carbon Hill (AL), City of, Alabama
32. Cedar Bluff (AL), Town of, Alabama
33. Center Point (AL), City of, Alabama
34. Centre (AL), City of, Alabama
35. Centreville (AL), City of, Alabama
36. Chambers (AL), County of, Alabama
37. Cherokee (AL), County of, Alabama
38. Cherokee (AL), Town of, Alabama
39. Chickasaw (AL), City of, Alabama
40. Chilton (AL), County of, Alabama
41. Choctaw (AL), County of, Alabama
42. Clanton (AL), City of, Alabama
43. Clarke (AL), County of, Alabama
44. Clay (AL), County of, Alabama
45. Cleburne (AL), County of, Alabama
46. Cleveland (AL), Town of, Alabama
47. Coffee (AL), County of, Alabama
48. Colbert (AL), County of, Alabama
49. Conecuh (AL), County of, Alabama
50. Coosa (AL), County of, Alabama
51. Cordova (AL), City of, Alabama
52. Covington (AL), County of, Alabama
53. Crenshaw (AL), County of, Alabama
54. Cullman (AL), City of, Alabama
55. Cullman (AL), County of, Alabama
56. Cullman Regional Medical Center, Inc. (AL), Alabama
57. Dadeville (AL), City of, Alabama
58. Dale (AL), County of, Alabama
59. Daleville (AL), City of, Alabama
60. Dallas (AL), County of, Alabama
61. Daphne (AL), City of, Alabama
62. Dauphin Island (AL), Town of, Alabama
63. Decatur (AL), City of, Alabama
64. DeKalb (AL), County of, Alabama
65. Demopolis (AL), City of, Alabama
66. Dora (AL), City of, Alabama
67. Dothan (AL), City of, Alabama
68. Double Springs (AL), Town of, Alabama
69. Douglas (AL), Town of, Alabama
70. Enterprise (AL), City of, Alabama
71. Escambia (AL), County of, Alabama
72. Etowah (AL), County of, Alabama
73. Etowah (AL), County of (Sheriff), Alabama
74. Eufaula (AL), City of, Alabama
75. Evergreen (AL), City of, Alabama
76. Fairfield (AL), City of, Alabama

¹² For purposes of calculating the percentage of Litigating Subdivisions pursuant to Section IV.F.2.b and Exhibit H, an individual Litigating Subdivision shall not be included more than once in the numerator, and shall not be included more than once in the denominator, of the calculation regardless if it (or any of its officials) is named as multiple plaintiffs in the same lawsuit; provided, however, that for the avoidance of doubt, no Litigating Subdivision will be excluded from the numerator or denominator under this sentence unless a Litigating Subdivision otherwise counted in the denominator has the authority to release the Claims (consistent with Section XI) of the Litigating Subdivision to be excluded.

77. Family Oriented Primary Health Care Clinic (AL), Alabama
78. Faunsdale (AL), Town of, Alabama
79. Fayette (AL), City of, Alabama
80. Fayette (AL), County of, Alabama
81. Fayette (AL), County of (Sheriff), Alabama
82. Florence (AL), City of, Alabama
83. Foley (AL), City of, Alabama
84. Fort Deposit (AL), Town of, Alabama
85. Fort Payne (AL), City of, Alabama
86. Franklin (AL), County of, Alabama
87. Fultdale (AL), City of, Alabama
88. Gadsden (AL), City of, Alabama
89. Geneva (AL), City of, Alabama
90. Geneva (AL), County of, Alabama
91. Geneva County Health Care Authority (AL), Alabama
92. Georgiana (AL), City of, Alabama
93. Geraldine (AL), Town of, Alabama
94. Gilbertown (AL), Town of, Alabama
95. Grant (AL), Town of, Alabama
96. Graysville (AL), City of, Alabama
97. Greene (AL), County of, Alabama
98. Greene County Hospital Board (AL), Alabama
99. Greensboro (AL), City of, Alabama
100. Greenville (AL), City of, Alabama
101. Guin (AL), City of, Alabama
102. Guntersville (AL), City of, Alabama
103. Gurley (AL), Town of, Alabama
104. Hale (AL), County of, Alabama
105. Haleyville (AL), City of, Alabama
106. Hamilton (AL), City of, Alabama
107. Hammondville (AL), Town of, Alabama
108. Hartselle (AL), City of, Alabama
109. Headland (AL), City of, Alabama
110. Health Care Authority of Cullman County (AL), Alabama
111. Health Care Authority of the City of Huntsville d/b/a HH Health System, et al. (AL), Alabama
112. Henagar (AL), City of, Alabama
113. Henry (AL), County of, Alabama
114. HH Health System-Athens Limestone, LLC d/b/a Athens Limestone Hospital (AL), Alabama
115. HH Health System-Morgan, LLC d/b/a Decatur Morgan Hospital-Decatur and Decatur Morgan Hospital-Parkway (AL), Alabama
116. HH Health System-Shoals, LLC d/b/a Helen Keller Hospital and Red Bay Hospital (AL), Alabama
117. Homewood (AL), City of, Alabama
118. Hoover (AL), City of, Alabama
119. Houston (AL), County of, Alabama
120. Hueytown (AL), City of, Alabama
121. Huntsville (AL), City of, Alabama
122. J. Paul Jones Hospital (AL), Alabama
123. Jackson (AL), County of, Alabama
124. Jackson County Health Care Authority (AL), Alabama
125. Jacksonville (AL), City of, Alabama
126. Jasper (AL), City of, Alabama
127. Jefferson (AL), County of, Alabama
128. Jefferson (AL), County of (Sheriff), Alabama
129. Killen (AL), City of, Alabama
130. Lamar (AL), County of, Alabama
131. Lamar (AL), County of (Sheriff), Alabama
132. Lanett (AL), City of, Alabama
133. Lauderdale (AL), County of, Alabama
134. Lawrence (AL), County of, Alabama
135. Leeds (AL), City of, Alabama
136. Leesburg (AL), City of, Alabama
137. Leighton (AL), Town of, Alabama
138. Level Plains (AL), City of, Alabama
139. Limestone (AL), County of, Alabama
140. Lincoln (AL), City of, Alabama
141. Linden (AL), City of, Alabama
142. Locust Fork (AL), Town of, Alabama
143. Louisville (AL), City of, Alabama
144. Lowndes (AL), County of, Alabama
145. Luverne (AL), City of, Alabama
146. Macon (AL), County of, Alabama
147. Madison (AL), City of, Alabama
148. Madison (AL), County of, Alabama
149. Marengo (AL), County of, Alabama
150. Marion (AL), City of, Alabama
151. Marion (AL), County of, Alabama
152. Marshall (AL), County of, Alabama
153. Marshall County (AL) Health Care Authority, Alabama
154. McKenzie (AL), Town of, Alabama
155. Midfield (AL), City of, Alabama
156. Mobile (AL), City of, Alabama
157. Mobile (AL), County Board of Health, Alabama
158. Mobile (AL), County of, Alabama
159. Monroe (AL), County of, Alabama
160. Monroe County Healthcare Authority (AL), Alabama
161. Monroe County Healthcare Authority d/b/a Monroe County Hospital (AL), Alabama
162. Monroeville (AL), City of, Alabama
163. Montgomery (AL), City of, Alabama

164. Montgomery (AL), County of, Alabama
165. Moody (AL), City of, Alabama
166. Morgan (AL), County of, Alabama
167. Moulton (AL), City of, Alabama
168. Mountain Brook (AL), City of, Alabama
169. Munford (AL), Town of, Alabama
170. Muscle Shoals (AL), City of, Alabama
171. Nauvoo (AL), City of, Alabama
172. New Hope (AL), City of, Alabama
173. Northport (AL), City of, Alabama
174. Oakman (AL), Town of, Alabama
175. Oneonta (AL), City of, Alabama
176. Opelika (AL), City of, Alabama
177. Opp (AL), City of, Alabama
178. Orange Beach (AL), City of, Alabama
179. Oxford (AL), City of, Alabama
180. Ozark (AL), City of, Alabama
181. Parrish (AL), City of, Alabama
182. Pell City (AL), City of, Alabama
183. Perry (AL), County of, Alabama
184. Phenix (AL), City of, Alabama
185. Pickens (AL), County of, Alabama
186. Piedmont (AL), City of, Alabama
187. Pike (AL), County of, Alabama
188. Pleasant Grove (AL), City of, Alabama
189. Powell (AL), Town of, Alabama
190. Prattville (AL), City of, Alabama
191. Priceville (AL), Town of, Alabama
192. Prichard (AL), City of, Alabama
193. Ragland (AL), City of, Alabama
194. Rainbow City (AL), City of, Alabama
195. Rainsville (AL), City of, Alabama
196. Red Bay (AL), City of, Alabama
197. Robertsdale (AL), City of, Alabama
198. Rockford (AL), Town of, Alabama
199. Russell (AL), County of, Alabama
200. Russellville (AL), City of, Alabama
201. Satsuma (AL), City of, Alabama
202. Scottsboro (AL), City of, Alabama
203. Selma (AL), City of, Alabama
204. Sheffield (AL), City of, Alabama
205. Shelby (AL), County of, Alabama
206. Sipsey (AL), City of, Alabama
207. Slocumb (AL), City of, Alabama
208. Spanish Fort (AL), City of, Alabama
209. Springville (AL), City of, Alabama
210. St. Clair (AL), County of, Alabama
211. Sumiton (AL), City of, Alabama
212. Sumter (AL), County of, Alabama
213. Sweet Water (AL), Town of, Alabama
214. Sylacauga (AL), City of, Alabama
215. Talladega (AL), City of, Alabama
216. Talladega (AL), County of, Alabama
217. Tallapoosa (AL), County of, Alabama
218. Tarrant (AL), City of, Alabama
219. The Bibb County Healthcare Authority (AL), Alabama
220. The Dale County Healthcare Authority (AL), Alabama
221. The DCH Health Care Authority (AL), Alabama
222. The Health Care Authority of Morgan County - City of Decatur (AL), Alabama
223. The Health Care Authority of the City of Huntsville d/b/a Huntsville Hospital (AL), Alabama
224. The Health Care Authority of the City of Huntsville d/b/a Huntsville Hospital for Women and Children (AL), Alabama
225. The Health Care Authority of the City of Huntsville d/b/a Madison Hospital (AL), Alabama
226. The Healthcare Authority for Baptist Health (AL), Alabama
227. The Sylacauga Health Care Authority (AL), Alabama
228. The Tombigbee Health Care Authority (AL), Alabama
229. Thomasville (AL), City of, Alabama
230. Troy (AL), City of, Alabama
231. Trussville (AL), City of, Alabama
232. Tuscaloosa (AL), City of, Alabama
233. Tuscaloosa (AL), County of, Alabama
234. Tuscumbia (AL), City of, Alabama
235. Tuskegee (AL), City of, Alabama
236. Union Springs (AL), City of, Alabama
237. Uniontown (AL), City of, Alabama
238. Vance (AL), Town of, Alabama
239. Vernon (AL), City of, Alabama
240. Vestavia Hills (AL), City of, Alabama
241. Walker (AL), County of, Alabama
242. Washington (AL), County of, Alabama
243. Weaver (AL), City of, Alabama
244. West Blocton (AL), Town of, Alabama
245. Wilcox (AL), County of, Alabama
246. Winfield (AL), City of, Alabama
247. Woodville (AL), Town of, Alabama
248. Yellow Bluff (AL), Town of, Alabama
249. Apache (AZ), County of, Arizona
250. Bullhead City (AZ), City of, Arizona
251. Cochise (AZ), County of, Arizona
252. Glendale (AZ), City of, Arizona
253. Kingman (AZ), City of, Arizona
254. La Paz (AZ), County of, Arizona
255. Maricopa (AZ), County of, Arizona
256. Mohave (AZ), County of, Arizona

- 257. Navajo (AZ), County of, Arizona
- 258. Phoenix (AZ), City of, Arizona
- 259. Pima (AZ), County of, Arizona
- 260. Pinal (AZ), County of, Arizona
- 261. Prescott (AZ), City of, Arizona
- 262. Surprise (AZ), City of, Arizona
- 263. Tucson (AZ), The City of, Arizona
- 264. Yuma (AZ), County of, Arizona
- 265. Adona (AR), City of, Arkansas
- 266. Alexander (AR), City of, Arkansas
- 267. Alicia (AR), City of, Arkansas
- 268. Allport (AR), City of, Arkansas
- 269. Alma (AR), City of, Arkansas
- 270. Almyra (AR), City of, Arkansas
- 271. Alpena (AR), City of, Arkansas
- 272. Altheimer (AR), City of, Arkansas
- 273. Altus (AR), City of, Arkansas
- 274. Amagon (AR), City of, Arkansas
- 275. Amity (AR), City of, Arkansas
- 276. Anthonyville (AR), City of, Arkansas
- 277. Antoine (AR), City of, Arkansas
- 278. Arkadelphia (AR), City of, Arkansas
- 279. Arkansas (AR), County of, Arkansas
- 280. Arkansas City (AR), City of, Arkansas
- 281. Ash Flat (AR), City of, Arkansas
- 282. Ashdown (AR), City of, Arkansas
- 283. Ashley (AR), County of, Arkansas
- 284. Atkins (AR), City of, Arkansas
- 285. Aubrey (AR), City of, Arkansas
- 286. Augusta (AR), City of, Arkansas
- 287. Austin (AR), City of, Arkansas
- 288. Avoca (AR), City of, Arkansas
- 289. Bald Knob (AR), City of, Arkansas
- 290. Banks (AR), City of, Arkansas
- 291. Barling (AR), City of, Arkansas
- 292. Bassett (AR), City of, Arkansas
- 293. Batesville (AR), City of, Arkansas
- 294. Bauxite (AR), City of, Arkansas
- 295. Baxter (AR), County of, Arkansas
- 296. Bay (AR), City of, Arkansas
- 297. Bearden (AR), City of, Arkansas
- 298. Beaver (AR), City of, Arkansas
- 299. Beebe (AR), City of, Arkansas
- 300. Beedeville (AR), City of, Arkansas
- 301. Bella Vista (AR), City of, Arkansas
- 302. Bellefonte (AR), City of, Arkansas
- 303. Belleville (AR), City of, Arkansas
- 304. Ben Lomond (AR), City of, Arkansas
- 305. Benton (AR), City of, Arkansas
- 306. Benton (AR), County of, Arkansas
- 307. Bentonville (AR), City of, Arkansas
- 308. Bergman (AR), City of, Arkansas
- 309. Berryville (AR), City of, Arkansas
- 310. Bethel Heights (AR), City of, Arkansas
- 311. Big Flat (AR), City of, Arkansas
- 312. Bigelow (AR), City of, Arkansas
- 313. Biggers (AR), City of, Arkansas
- 314. Birdsong (AR), City of, Arkansas
- 315. Biscoe (AR), City of, Arkansas
- 316. Black Oak (AR), City of, Arkansas
- 317. Black Rock (AR), City of, Arkansas
- 318. Black Springs (AR), City of, Arkansas
- 319. Blevins (AR), City of, Arkansas
- 320. Blue Eye (AR), City of, Arkansas
- 321. Blue Mountain (AR), City of, Arkansas
- 322. Bluff City (AR), City of, Arkansas
- 323. Blytheville (AR), City of, Arkansas
- 324. Bodcaw (AR), City of, Arkansas
- 325. Bonanza (AR), City of, Arkansas
- 326. Bono (AR), City of, Arkansas
- 327. Boone (AR), County of, Arkansas
- 328. Booneville (AR), City of, Arkansas
- 329. Bradford (AR), City of, Arkansas
- 330. Bradley (AR), City of, Arkansas
- 331. Bradley (AR), County of, Arkansas
- 332. Branch (AR), City of, Arkansas
- 333. Briarcliff (AR), City of, Arkansas
- 334. Brinkley (AR), City of, Arkansas
- 335. Brookland (AR), City of, Arkansas
- 336. Bryant (AR), City of, Arkansas
- 337. Buckner (AR), City of, Arkansas
- 338. Bull Shoals (AR), City of, Arkansas
- 339. Burdette (AR), City of, Arkansas
- 340. Cabot (AR), City of, Arkansas
- 341. Caddo Valley (AR), City of, Arkansas
- 342. Caldwell (AR), City of, Arkansas
- 343. Cale (AR), City of, Arkansas
- 344. Calhoun (AR), County of, Arkansas
- 345. Calico Rock (AR), City of, Arkansas
- 346. Calion (AR), City of, Arkansas
- 347. Camden (AR), City of, Arkansas
- 348. Cammack Village (AR), City of, Arkansas
- 349. Campbell Station (AR), City of, Arkansas
- 350. Caraway (AR), City of, Arkansas
- 351. Carlisle (AR), City of, Arkansas
- 352. Carroll (AR), County of, Arkansas
- 353. Carthage (AR), City of, Arkansas
- 354. Casa (AR), City of, Arkansas
- 355. Cash (AR), City of, Arkansas
- 356. Caulksville (AR), City of, Arkansas
- 357. Cave City (AR), City of, Arkansas
- 358. Cave Springs (AR), City of, Arkansas
- 359. Cedarville (AR), City of, Arkansas
- 360. Centerton (AR), City of, Arkansas
- 361. Central City (AR), City of, Arkansas
- 362. Charleston (AR), City of, Arkansas

- 363. Cherokee Village (AR), City of, Arkansas
- 364. Cherry Valley (AR), City of, Arkansas
- 365. Chester (AR), City of, Arkansas
- 366. Chicot (AR), County of, Arkansas
- 367. Chidester (AR), City of, Arkansas
- 368. Clarendon (AR), City of, Arkansas
- 369. Clark (AR), County of, Arkansas
- 370. Clarksville (AR), City of, Arkansas
- 371. Clay (AR), County of, Arkansas
- 372. Cleburne (AR), County of, Arkansas
- 373. Cleveland (AR), County of, Arkansas
- 374. Clinton (AR), City of, Arkansas
- 375. Coal Hill (AR), City of, Arkansas
- 376. Colt (AR), City of, Arkansas
- 377. Columbia (AR), County of, Arkansas
- 378. Concord (AR), City of, Arkansas
- 379. Conway (AR), City of, Arkansas
- 380. Conway (AR), County of, Arkansas
- 381. Corning (AR), City of, Arkansas
- 382. Cotter (AR), City of, Arkansas
- 383. Cotton Plant (AR), City of, Arkansas
- 384. Cove (AR), City of, Arkansas
- 385. Coy (AR), City of, Arkansas
- 386. Craighead (AR), County of, Arkansas
- 387. Crawford (AR), County of, Arkansas
- 388. Crawfordsville (AR), City of, Arkansas
- 389. Crittenden (AR), County of, Arkansas
- 390. Cross (AR), County of, Arkansas
- 391. Crossett (AR), City of, Arkansas
- 392. Cushman (AR), City of, Arkansas
- 393. Daisy (AR), City of, Arkansas
- 394. Dallas (AR), County of, Arkansas
- 395. Damascus (AR), City of, Arkansas
- 396. Danville (AR), City of, Arkansas
- 397. Dardanelle (AR), City of, Arkansas
- 398. Datto (AR), City of, Arkansas
- 399. De Queen (AR), City of, Arkansas
- 400. Decatur (AR), City of, Arkansas
- 401. Delaplaine (AR), City of, Arkansas
- 402. Delight (AR), City of, Arkansas
- 403. Dell (AR), City of, Arkansas
- 404. Denning (AR), City of, Arkansas
- 405. Dermott (AR), City of, Arkansas
- 406. Des Arc (AR), City of, Arkansas
- 407. Desha (AR), County of, Arkansas
- 408. Devalls Bluff (AR), City of, Arkansas
- 409. Dewitt (AR), City of, Arkansas
- 410. Diamond City (AR), City of, Arkansas
- 411. Diaz (AR), City of, Arkansas
- 412. Dierks (AR), City of, Arkansas
- 413. Donaldson (AR), City of, Arkansas
- 414. Dover (AR), City of, Arkansas
- 415. Dumas (AR), City of, Arkansas
- 416. Dyer (AR), City of, Arkansas
- 417. Dyess (AR), City of, Arkansas
- 418. Earle (AR), City of, Arkansas
- 419. East Camden (AR), City of, Arkansas
- 420. Edmondson (AR), City of, Arkansas
- 421. Egypt (AR), City of, Arkansas
- 422. El Dorado (AR), City of, Arkansas
- 423. Elaine (AR), City of, Arkansas
- 424. Elkins (AR), City of, Arkansas
- 425. Elm Springs (AR), City of, Arkansas
- 426. Emerson (AR), City of, Arkansas
- 427. Emmet (AR), City of, Arkansas
- 428. England (AR), City of, Arkansas
- 429. Enola (AR), City of, Arkansas
- 430. Etowah (AR), City of, Arkansas
- 431. Eudora (AR), City of, Arkansas
- 432. Eureka Springs (AR), City of, Arkansas
- 433. Evening Shade (AR), City of, Arkansas
- 434. Everton (AR), City of, Arkansas
- 435. Fairfield Bay (AR), City of, Arkansas
- 436. Fargo (AR), City of, Arkansas
- 437. Farmington (AR), City of, Arkansas
- 438. Faulkner (AR), County of, Arkansas
- 439. Felsenthal (AR), City of, Arkansas
- 440. Fifty-Six (AR), City of, Arkansas
- 441. Fisher (AR), City of, Arkansas
- 442. Flippin (AR), City of, Arkansas
- 443. Fordyce (AR), City of, Arkansas
- 444. Foreman (AR), City of, Arkansas
- 445. Forrest City (AR), City of, Arkansas
- 446. Fort Smith (AR), City of, Arkansas
- 447. Fouke (AR), City of, Arkansas
- 448. Fountain Hill (AR), City of, Arkansas
- 449. Fountain Lake (AR), City of, Arkansas
- 450. Fourche (AR), City of, Arkansas
- 451. Franklin (AR), City of, Arkansas
- 452. Friendship (AR), City of, Arkansas
- 453. Fulton (AR), City of, Arkansas
- 454. Fulton (AR), County of, Arkansas
- 455. Garfield (AR), City of, Arkansas
- 456. Garland (AR), City of, Arkansas
- 457. Garland (AR), County of, Arkansas
- 458. Garner (AR), City of, Arkansas
- 459. Gassville (AR), City of, Arkansas
- 460. Gateway (AR), City of, Arkansas
- 461. Gentry (AR), City of, Arkansas
- 462. Georgetown (AR), City of, Arkansas
- 463. Gilbert (AR), City of, Arkansas
- 464. Gillett (AR), City of, Arkansas
- 465. Gillham (AR), City of, Arkansas
- 466. Gilmore (AR), City of, Arkansas
- 467. Glenwood (AR), City of, Arkansas
- 468. Goshen (AR), City of, Arkansas

469. Gosnell (AR), City of, Arkansas
470. Gould (AR), City of, Arkansas
471. Grady (AR), City of, Arkansas
472. Grannis (AR), City of, Arkansas
473. Grant (AR), County of, Arkansas
474. Gravette (AR), City of, Arkansas
475. Green Forest (AR), City of, Arkansas
476. Greenbrier (AR), City of, Arkansas
477. Greene (AR), County of, Arkansas
478. Greenland (AR), City of, Arkansas
479. Greenway (AR), City of, Arkansas
480. Greenwood (AR), City of, Arkansas
481. Greers Ferry (AR), City of, Arkansas
482. Griffithville (AR), City of, Arkansas
483. Grubbs (AR), City of, Arkansas
484. Guion (AR), City of, Arkansas
485. Gum Springs (AR), City of, Arkansas
486. Gurdon (AR), City of, Arkansas
487. Guy (AR), City of, Arkansas
488. Hackett (AR), City of, Arkansas
489. Hamburg (AR), City of, Arkansas
490. Hampton (AR), City of, Arkansas
491. Hardy (AR), City of, Arkansas
492. Harrell (AR), City of, Arkansas
493. Harrisburg (AR), City of, Arkansas
494. Harrison (AR), City of, Arkansas
495. Hartford (AR), City of, Arkansas
496. Hartman (AR), City of, Arkansas
497. Haskell (AR), City of, Arkansas
498. Hatfield (AR), City of, Arkansas
499. Havana (AR), City of, Arkansas
500. Haynes (AR), City of, Arkansas
501. Hazen (AR), City of, Arkansas
502. Heber Springs (AR), City of, Arkansas
503. Hector (AR), City of, Arkansas
504. Helena - West Helena (AR), City of, Arkansas
505. Hempstead (AR), County of, Arkansas
506. Hermitage (AR), City of, Arkansas
507. Hickory Ridge (AR), City of, Arkansas
508. Higden (AR), City of, Arkansas
509. Higginson (AR), City of, Arkansas
510. Highfill (AR), City of, Arkansas
511. Highland (AR), City of, Arkansas
512. Hindsville (AR), City of, Arkansas
513. Holland (AR), City of, Arkansas
514. Holly Grove (AR), City of, Arkansas
515. Hope (AR), City of, Arkansas
516. Horatio (AR), City of, Arkansas
517. Horseshoe Bend (AR), City of, Arkansas
518. Horseshoe Lake (AR), City of, Arkansas
519. Hot Spring (AR), County of, Arkansas
520. Hot Springs (AR), City of, Arkansas
521. Houston (AR), City of, Arkansas
522. Howard (AR), County of, Arkansas
523. Hoxie (AR), City of, Arkansas
524. Hughes (AR), City of, Arkansas
525. Humnoke (AR), City of, Arkansas
526. Humphrey (AR), City of, Arkansas
527. Hunter (AR), City of, Arkansas
528. Huntington (AR), City of, Arkansas
529. Huntsville (AR), City of, Arkansas
530. Huttig (AR), City of, Arkansas
531. Imboden (AR), City of, Arkansas
532. Independence (AR), County of, Arkansas
533. Izard (AR), County of, Arkansas
534. Jackson (AR), County of, Arkansas
535. Jacksonport (AR), City of, Arkansas
536. Jacksonville (AR), City of, Arkansas
537. Jasper (AR), City of, Arkansas
538. Jefferson (AR), County of, Arkansas
539. Jennette (AR), City of, Arkansas
540. Jericho (AR), City of, Arkansas
541. Jerome (AR), City of, Arkansas
542. Johnson (AR), City of, Arkansas
543. Johnson (AR), County of, Arkansas
544. Joiner (AR), City of, Arkansas
545. Jonesboro (AR), City of, Arkansas
546. Judsonia (AR), City of, Arkansas
547. Junction City (AR), City of, Arkansas
548. Keiser (AR), City of, Arkansas
549. Kensett (AR), City of, Arkansas
550. Kibler (AR), City of, Arkansas
551. Kingsland (AR), City of, Arkansas
552. Knobel (AR), City of, Arkansas
553. Knoxville (AR), City of, Arkansas
554. La Grange (AR), City of, Arkansas
555. Lafayette (AR), County of, Arkansas
556. Lafe (AR), City of, Arkansas
557. Lake City (AR), City of, Arkansas
558. Lake View (AR), City of, Arkansas
559. Lake Village (AR), City of, Arkansas
560. Lakeview (AR), City of, Arkansas
561. Lamar (AR), City of, Arkansas
562. Lavaca (AR), City of, Arkansas
563. Leachville (AR), City of, Arkansas
564. Lead Hill (AR), City of, Arkansas
565. Lee (AR), County of, Arkansas
566. Leola (AR), City of, Arkansas
567. Lepanto (AR), City of, Arkansas
568. Leslie (AR), City of, Arkansas
569. Lewisville (AR), City of, Arkansas
570. Lincoln (AR), City of, Arkansas
571. Lincoln (AR), County of, Arkansas
572. Little Flock (AR), City of, Arkansas
573. Little River (AR), County of, Arkansas

574. Little Rock (AR), City of, Arkansas
575. Lockesburg (AR), City of, Arkansas
576. Logan (AR), County of, Arkansas
577. London (AR), City of, Arkansas
578. Lonoke (AR), City of, Arkansas
579. Lonoke (AR), County of, Arkansas
580. Louann (AR), City of, Arkansas
581. Luxora (AR), City of, Arkansas
582. Lynn (AR), City of, Arkansas
583. Madison (AR), City of, Arkansas
584. Madison (AR), County of, Arkansas
585. Magazine (AR), City of, Arkansas
586. Magness (AR), City of, Arkansas
587. Magnolia (AR), City of, Arkansas
588. Malvern (AR), City of, Arkansas
589. Mammoth Spring (AR), City of, Arkansas
590. Manila (AR), City of, Arkansas
591. Mansfield (AR), City of, Arkansas
592. Marianna (AR), City of, Arkansas
593. Marie (AR), City of, Arkansas
594. Marion (AR), City of, Arkansas
595. Marion (AR), County of, Arkansas
596. Marked Tree (AR), City of, Arkansas
597. Marmaduke (AR), City of, Arkansas
598. Marvell (AR), City of, Arkansas
599. Maumelle (AR), City of, Arkansas
600. Mayflower (AR), City of, Arkansas
601. Maynard (AR), City of, Arkansas
602. McCaskill (AR), City of, Arkansas
603. McCrae (AR), City of, Arkansas
604. McCrory (AR), City of, Arkansas
605. McDougal (AR), City of, Arkansas
606. McGehee (AR), City of, Arkansas
607. McNab (AR), City of, Arkansas
608. Melbourne (AR), City of, Arkansas
609. Mena (AR), City of, Arkansas
610. Menifee (AR), City of, Arkansas
611. Midland (AR), City of, Arkansas
612. Miller (AR), County of, Arkansas
613. Mineral Springs (AR), City of, Arkansas
614. Minturn (AR), City of, Arkansas
615. Mississippi (AR), County of, Arkansas
616. Mitchellville (AR), City of, Arkansas
617. Monette (AR), City of, Arkansas
618. Monroe (AR), County of, Arkansas
619. Montgomery (AR), County of, Arkansas
620. Monticello (AR), City of, Arkansas
621. Montrose (AR), City of, Arkansas
622. Moorefield (AR), City of, Arkansas
623. Moro (AR), City of, Arkansas
624. Morrilton (AR), City of, Arkansas
625. Morrison Bluff (AR), City of, Arkansas
626. Mount Ida (AR), City of, Arkansas
627. Mount Pleasant (AR), City of, Arkansas
628. Mount Vernon (AR), City of, Arkansas
629. Mountain Home (AR), City of, Arkansas
630. Mountain Pine (AR), City of, Arkansas
631. Mountainburg (AR), City of, Arkansas
632. Mulberry (AR), City of, Arkansas
633. Murfreesboro (AR), City of, Arkansas
634. Nashville (AR), City of, Arkansas
635. Nevada (AR), County of, Arkansas
636. Newark (AR), City of, Arkansas
637. Newport (AR), City of, Arkansas
638. Newton (AR), County of, Arkansas
639. Norfolk (AR), City of, Arkansas
640. Norman (AR), City of, Arkansas
641. Norphlet (AR), City of, Arkansas
642. North Little Rock (AR), City of, Arkansas
643. Oak Grove (AR), City of, Arkansas
644. Oak Grove Heights (AR), City of, Arkansas
645. Oakhaven (AR), City of, Arkansas
646. Oden (AR), City of, Arkansas
647. Ogden (AR), City of, Arkansas
648. Oil Trough (AR), City of, Arkansas
649. O'Kean (AR), City of, Arkansas
650. Okolona (AR), City of, Arkansas
651. Ola (AR), City of, Arkansas
652. Omaha (AR), City of, Arkansas
653. Oppelo (AR), City of, Arkansas
654. Osceola (AR), City of, Arkansas
655. Ouachita (AR), County of, Arkansas
656. Oxford (AR), City of, Arkansas
657. Ozan (AR), City of, Arkansas
658. Ozark (AR), City of, Arkansas
659. Palestine (AR), City of, Arkansas
660. Pangburn (AR), City of, Arkansas
661. Paragould (AR), City of, Arkansas
662. Paris (AR), City of, Arkansas
663. Parkdale (AR), City of, Arkansas
664. Parkin (AR), City of, Arkansas
665. Patmos (AR), City of, Arkansas
666. Patterson (AR), City of, Arkansas
667. Pea Ridge (AR), City of, Arkansas
668. Peach Orchard (AR), City of, Arkansas
669. Perla (AR), City of, Arkansas
670. Perry (AR), City of, Arkansas
671. Perry (AR), County of, Arkansas
672. Perrytown (AR), City of, Arkansas
673. Perryville (AR), City of, Arkansas
674. Phillips (AR), County of, Arkansas
675. Piggott (AR), City of, Arkansas
676. Pike (AR), County of, Arkansas
677. Pindall (AR), City of, Arkansas
678. Pine Bluff (AR), City of, Arkansas

679. Pineville (AR), City of, Arkansas
680. Plainview (AR), City of, Arkansas
681. Pleasant Plains (AR), City of, Arkansas
682. Plumerville (AR), City of, Arkansas
683. Pocahontas (AR), City of, Arkansas
684. Poinsett (AR), County of, Arkansas
685. Polk (AR), County of, Arkansas
686. Pollard (AR), City of, Arkansas
687. Pope (AR), County of, Arkansas
688. Portia (AR), City of, Arkansas
689. Portland (AR), City of, Arkansas
690. Pottsville (AR), City of, Arkansas
691. Powhatan (AR), City of, Arkansas
692. Poyen (AR), City of, Arkansas
693. Prairie (AR), County of, Arkansas
694. Prairie Grove (AR), City of, Arkansas
695. Prattsville (AR), City of, Arkansas
696. Prescott (AR), City of, Arkansas
697. Pulaski (AR), County of, Arkansas
698. Pyatt (AR), City of, Arkansas
699. Quitman (AR), City of, Arkansas
700. Randolph (AR), County of, Arkansas
701. Ratcliff (AR), City of, Arkansas
702. Ravenden (AR), City of, Arkansas
703. Ravenden Springs (AR), City of, Arkansas
704. Rector (AR), City of, Arkansas
705. Redfield (AR), City of, Arkansas
706. Reed (AR), City of, Arkansas
707. Reyno (AR), City of, Arkansas
708. Rison (AR), City of, Arkansas
709. Rockport (AR), City of, Arkansas
710. Roe (AR), City of, Arkansas
711. Rogers (AR), City of, Arkansas
712. Rondo (AR), City of, Arkansas
713. Rose Bud (AR), City of, Arkansas
714. Rosston (AR), City of, Arkansas
715. Rudy (AR), City of, Arkansas
716. Russell (AR), City of, Arkansas
717. Russellville (AR), City of, Arkansas
718. Salem (AR), City of, Arkansas
719. Salesville (AR), City of, Arkansas
720. Saline (AR), County of, Arkansas
721. Scott (AR), County of, Arkansas
722. Scranton (AR), City of, Arkansas
723. Searcy (AR), City of, Arkansas
724. Searcy (AR), County of, Arkansas
725. Sebastian (AR), County of, Arkansas
726. Sedgwick (AR), City of, Arkansas
727. Sevier (AR), County of, Arkansas
728. Shannon Hills (AR), City of, Arkansas
729. Sharp (AR), County of, Arkansas
730. Sheridan (AR), City of, Arkansas
731. Sherrill (AR), City of, Arkansas
732. Sherwood (AR), City of, Arkansas
733. Shirley (AR), City of, Arkansas
734. Sidney (AR), City of, Arkansas
735. Siloam Springs (AR), City of, Arkansas
736. Smackover (AR), City of, Arkansas
737. Smithville (AR), City of, Arkansas
738. South Lead Hill (AR), City of, Arkansas
739. Sparkman (AR), City of, Arkansas
740. Springdale (AR), City of, Arkansas
741. Springtown (AR), City of, Arkansas
742. St. Charles (AR), City of, Arkansas
743. St. Francis (AR), City of, Arkansas
744. St. Francis (AR), County of, Arkansas
745. St. Joe (AR), City of, Arkansas
746. St. Paul (AR), City of, Arkansas
747. Stamps (AR), City of, Arkansas
748. Star City (AR), City of, Arkansas
749. Stephens (AR), City of, Arkansas
750. Stone (AR), County of, Arkansas
751. Strawberry (AR), City of, Arkansas
752. Strong (AR), City of, Arkansas
753. Stuttgart (AR), City of, Arkansas
754. Subiaco (AR), City of, Arkansas
755. Success (AR), City of, Arkansas
756. Sulphur Rock (AR), City of, Arkansas
757. Sulphur Springs (AR), City of, Arkansas
758. Summit (AR), City of, Arkansas
759. Sunset (AR), City of, Arkansas
760. Swifton (AR), City of, Arkansas
761. Taylor (AR), City of, Arkansas
762. Texarkana (AR), City of, Arkansas
763. Thornton (AR), City of, Arkansas
764. Tillar (AR), City of, Arkansas
765. Tinsman (AR), City of, Arkansas
766. Tollette (AR), City of, Arkansas
767. Tontitown (AR), City of, Arkansas
768. Traskwood (AR), City of, Arkansas
769. Trumann (AR), City of, Arkansas
770. Tuckerman (AR), City of, Arkansas
771. Tull (AR), City of, Arkansas
772. Tupelo (AR), City of, Arkansas
773. Turrell (AR), City of, Arkansas
774. Twin Groves (AR), City of, Arkansas
775. Tyronza (AR), City of, Arkansas
776. Ulm (AR), City of, Arkansas
777. Union (AR), County of, Arkansas
778. Valley Springs (AR), City of, Arkansas
779. Van Buren (AR), City of, Arkansas
780. Van Buren (AR), County of, Arkansas
781. Vandervoort (AR), City of, Arkansas
782. Victoria (AR), City of, Arkansas
783. Vilonia (AR), City of, Arkansas
784. Viola (AR), City of, Arkansas

785. Wabbaseka (AR), City of, Arkansas
786. Waldenburg (AR), City of, Arkansas
787. Waldo (AR), City of, Arkansas
788. Waldron (AR), City of, Arkansas
789. Walnut Ridge (AR), City of, Arkansas
790. Ward (AR), City of, Arkansas
791. Warren (AR), City of, Arkansas
792. Washington (AR), City of, Arkansas
793. Washington (AR), County of, Arkansas
794. Watson (AR), City of, Arkansas
795. Weiner (AR), City of, Arkansas
796. Weldon (AR), City of, Arkansas
797. West Fork (AR), City of, Arkansas
798. West Memphis (AR), City of, Arkansas
799. West Point (AR), City of, Arkansas
800. Western Grove (AR), City of, Arkansas
801. Wheatley (AR), City of, Arkansas
802. Whelen Springs (AR), City of, Arkansas
803. White (AR), County of, Arkansas
804. White Hall (AR), City of, Arkansas
805. Wickes (AR), City of, Arkansas
806. Widener (AR), City of, Arkansas
807. Wiederkehr Village (AR), City of, Arkansas
808. Williford (AR), City of, Arkansas
809. Willisville (AR), City of, Arkansas
810. Wilmar (AR), City of, Arkansas
811. Wilmot (AR), City of, Arkansas
812. Wilson (AR), City of, Arkansas
813. Wilton (AR), City of, Arkansas
814. Winchester (AR), City of, Arkansas
815. Winslow (AR), City of, Arkansas
816. Winthrop (AR), City of, Arkansas
817. Woodruff (AR), County of, Arkansas
818. Wooster (AR), City of, Arkansas
819. Wrightsville (AR), City of, Arkansas
820. Wynne (AR), City of, Arkansas
821. Yell (AR), County of, Arkansas
822. Yellville (AR), City of, Arkansas
823. Zinc (AR), City of, Arkansas
824. Alameda (CA), County of, California
825. Amador (CA), County of, California
826. Anaheim (CA), City of, California
827. Butte (CA), County of, California
828. Calaveras (CA), County of, California
829. Chico (CA), City of, California
830. Chula Vista (CA), City of, California
831. Clearlake (CA), City of, California
832. Contra Costa (CA), County of, California
833. Costa Mesa (CA), City of, California
834. Del Norte (CA), County of, California
835. Downey Unified School District (CA), California
836. Dublin (CA), City of, California
837. El Dorado (CA), County of, California
838. El Monte (CA), City of, California
839. Elk Grove Unified School District (CA), California
840. Encinitas (CA), City of, California
841. Eureka (CA), City of, California
842. Fresno (CA), County of, California
843. Fullerton (CA), City of, California
844. Glenn (CA), County of, California
845. Health Plan of San Joaquin (CA), California
846. Humboldt (CA), County of, California
847. Huntington Beach (CA), City of, California
848. Imperial (CA), County of, California
849. Inland Empire Health Plan (CA), California
850. Inyo (CA), County of, California
851. Irvine (CA), City of, California
852. Kern (CA), County of, California
853. Kern High School District (CA), California
854. La Habra (CA), City of, California
855. La Mesa (CA), City of, California
856. Laguna Beach (CA), City of, California
857. Lakeport (CA), City of, California
858. Lassen (CA), County of, California
859. Los Angeles (CA), City of, California
860. Los Angeles County o/a L.A. Care Health Plan (CA), Local Initiative Health Authority
861. Madera (CA), County of, California
862. Marin (CA), County of, California
863. Mariposa (CA), County of, California
864. Mendocino (CA), County of, California
865. Merced (CA), County of, California
866. Modoc (CA), County of, California
867. Mono (CA), County of, California
868. Monterey (CA), County of, California
869. Montezuma (CA), Fire Protection District, California
870. Murrieta (CA), City of, California
871. Napa (CA), County of, California
872. Nevada (CA), County of, California
873. Oxnard (CA), City of, California
874. Placentia (CA), City of, California
875. Placer (CA), County of, California
876. Plumas (CA), County of, California
877. Riverside (CA), County of, California
878. Sacramento (CA), City of, California
879. Sacramento (CA), County of, California
880. San Benito (CA), County of, California
881. San Bernardino (CA), County of, California
882. San Clemente (CA), City of, California

883. San Diego (CA), City of, California
884. San Diego (CA), County of, California
885. San Francisco (CA), City of, California
886. San Joaquin (CA), County of, California
887. San Jose (CA), City of, California
888. San Luis Obispo (CA), County of, California
889. San Mateo (CA), County of, California
890. Santa Ana (CA), City of, California
891. Santa Barbara (CA), County of, California
892. Santa Barbara San Luis Obispo Regional Heath Authority, d/b/a Central Hospital (CA), California
893. Santa Cruz (CA), County of, California
894. Shasta (CA), County of, California
895. Siskiyou (CA), County of, California
896. Sonoma (CA), County of, California
897. Stockton (CA), City of, California
898. Sutter (CA), County of, California
899. Tehama (CA), County of, California
900. Trinity (CA), County of, California
901. Tulare (CA), County of, California
902. Tuolumne (CA), County of, California
903. Ventura (CA), County of, California
904. Ventura County Medi-Cal Managed Care Commission d/b/a Gold Coast Health Plan (CA), California
905. Westminster (CA), City of, California
906. Yolo (CA), County of, California
907. Yuba (CA), County of, California
908. Adams (CO), County of (Board of Commissioners), Colorado
909. Alamosa (CO), City of, Colorado
910. Alamosa (CO), County of, Colorado
911. Arapahoe (CO), County of (Board of Commissioners), Colorado
912. Aurora (CO), City of, Colorado
913. Black Hawk (CO), City of, Colorado
914. Boulder (CO), County of (Board of Commissioners), Colorado
915. Brighton (CO), City of, Colorado
916. Broomfield (CO), City of, Colorado
917. Chaffee (CO), County of, Colorado
918. Commerce City (CO), City of, Colorado
919. Conejos (CO), County of, Colorado
920. Crowley (CO), County of, Colorado
921. Denver (CO), City of, Colorado
922. Federal Heights (CO), City of, Colorado
923. Fremont (CO), County of (Board of Commissioners), Colorado
924. Greeley (CO), City of, Colorado
925. Hudson (CO), City of, Colorado
926. Huerfano (CO), County of, Colorado
927. Jefferson (CO), County of (Board of Commissioners), Colorado
928. Lakewood (CO), City of, Colorado
929. Larimer (CO), County of (Board of Commissioners), Colorado
930. Las Animas (CO), County of, Colorado
931. Mesa (CO), County of (Board of Commissioners), Colorado
932. Mesa County Valley School District 51 (CO), Colorado
933. Northglenn (CO), City of, Colorado
934. Otero (CO), County of, Colorado
935. Pueblo (CO), County of, Colorado
936. Sheridan (CO), City of, Colorado
937. Teller (CO), County of (Board of Commissioners), Colorado
938. Thornton (CO), City of, Colorado
939. Tri-County Health Department (CO), Colorado
940. Westminster (CO), City of, Colorado
941. Wheat Ridge (CO), City of, Colorado
942. Ansonia (CT), City of, Connecticut
943. Beacon Falls (CT), Town of, Connecticut
944. Berlin (CT), Town of, Connecticut
945. Bethlehem (CT), Town of, Connecticut
946. Bridgeport (CT), City of, Connecticut
947. Bristol (CT), City of, Connecticut
948. Coventry (CT), Town of, Connecticut
949. Danbury (CT), City of, Connecticut
950. Derby (CT), City of, Connecticut
951. East Hartford (CT), Town of, Connecticut
952. Enfield (CT), Town of, Connecticut
953. Fairfield (CT), Town of, Connecticut
954. Middlebury (CT), Town of, Connecticut
955. Middletown (CT), City of, Connecticut
956. Milford (CT), City of, Connecticut
957. Monroe (CT), Town of, Connecticut
958. Naugatuck (CT), Borough of, Connecticut
959. New London (CT), City of, Connecticut
960. New Milford (CT), Town of, Connecticut
961. Newtown (CT), Town of, Connecticut
962. North Haven (CT), Town of, Connecticut
963. Norwalk (CT), City of, Connecticut
964. Norwich (CT), City of, Connecticut
965. Oxford (CT), Town of, Connecticut
966. Prospect (CT), Town of, Connecticut
967. Roxbury (CT), Town of, Connecticut
968. Seymour (CT), Town of, Connecticut
969. Shelton (CT), City of, Connecticut
970. Southbury (CT), Town of, Connecticut
971. Southington (CT), Town of, Connecticut
972. Stratford (CT), Town of, Connecticut
973. Thomaston (CT), Town of, Connecticut

974. Tolland (CT), Town of, Connecticut
975. Torrington (CT), City of, Connecticut
976. Wallingford (CT), Town of, Connecticut
977. Waterbury (CT), City of, Connecticut
978. West Haven (CT), City of, Connecticut
979. Wethersfield (CT), Town of, Connecticut
980. Windham (CT), Town of, Connecticut
981. Wolcott (CT), Town of, Connecticut
982. Woodbury (CT), Town of, Connecticut
983. Dover (DE), City of, Delaware
984. Kent (DE), County of, Delaware
985. Seaford (DE), City of, Delaware
986. Sussex (DE), County of, Delaware
987. Alachua (FL), County of, Florida
988. Apopka (FL), City of, Florida
989. Bay (FL), County of, Florida
990. Bradenton (FL), City of, Florida
991. Bradford (FL), County of, Florida
992. Brevard (FL), County of, Florida
993. Broward (FL), County of, Florida
994. Calhoun (FL), County of, Florida
995. Clay (FL), County of, Florida
996. Clearwater (FL), City of, Florida
997. Coconut Creek (FL), City of, Florida
998. Coral Gables (FL), City of, Florida
999. Coral Springs (FL), City of, Florida
1000. Daytona Beach (FL), City of, Florida
1001. Daytona Beach Shores (FL), City of, Florida
1002. Deerfield Beach (FL), City of, Florida
1003. Delray Beach (FL), City of, Florida
1004. Deltona (FL), City of, Florida
1005. Dixie (FL), County of, Florida
1006. Eatonville (FL), Town of, Florida
1007. Escambia (FL), County of, Florida
1008. Florida City (FL), City of, Florida
1009. Fort Lauderdale (FL), City of, Florida
1010. Fort Pierce (FL), City of, Florida
1011. Gilchrist (FL), County of, Florida
1012. Gulf (FL), County of, Florida
1013. Halifax Hospital Medical Center (FL), Florida
1014. Hallandale Beach (FL), City of, Florida
1015. Hamilton (FL), County of, Florida
1016. Hernando (FL), County of, Florida
1017. Hillsborough (FL), County of, Florida
1018. Holmes (FL), County of, Florida
1019. Homestead (FL), City of, Florida
1020. Jackson (FL), County of, Florida
1021. Jacksonville (FL), City of, Florida
1022. Lake (FL), County of, Florida
1023. Lauderhill (FL), City of, Florida
1024. Lee (FL), County of, Florida
1025. Lee Memorial Health System, d/b/a Lee Health (FL), Florida
1026. Leon (FL), County of, Florida
1027. Levy (FL), County of, Florida
1028. Lynn Haven (FL), City of, Florida
1029. Manatee (FL), County of, Florida
1030. Marion (FL), County of, Florida
1031. Miami (FL), City of, Florida
1032. Miami Gardens (FL), City of, Florida
1033. Miami-Dade (FL), County of, Florida
1034. Miami-Dade (FL), School Board of, Florida
1035. Miramar (FL), City of, Florida
1036. Monroe (FL), County of (County Commission), Florida
1037. New Port Richey (FL), City of, Florida
1038. Niceville, City of (FL), Florida
1039. North Broward Hospital District (FL), Florida
1040. North Miami (FL), City of, Florida
1041. Ocala (FL), City of, Florida
1042. Ocoee (FL), City of, Florida
1043. Okaloosa (FL), County of, Florida
1044. Orange (FL), County of, Florida
1045. Orlando (FL), City of, Florida
1046. Ormond Beach (FL), City of, Florida
1047. Osceola (FL), County of, Florida
1048. Oviedo (FL), City of, Florida
1049. Palatka (FL), City of, Florida
1050. Palm Bay (FL), City of, Florida
1051. Palm Beach (FL), County of, Florida
1052. Palmetto (FL), City of, Florida
1053. Panama City (FL), City of, Florida
1054. Pasco (FL), County of, Florida
1055. Pembroke Pines (FL), City of, Florida
1056. Pensacola (FL), City of, Florida
1057. Pinellas (FL), County of, Florida
1058. Pinellas Park (FL), City of, Florida
1059. Polk (FL), County of, Florida
1060. Pompano Beach (FL), City of, Florida
1061. Port St. Lucie (FL), City of, Florida
1062. Putnam (FL), County of, Florida
1063. Sanford (FL), City of, Florida
1064. Santa Rosa (FL), County of, Florida
1065. Sarasota (FL), City of, Florida
1066. Sarasota (FL), County of, Florida
1067. Sarasota County Public Hospital District d/b/a Memorial Healthcare System, Inc. (FL), Florida
1068. Seminole (FL), County of, Florida
1069. St. Augustine (FL), City of, Florida
1070. St. Johns (FL), County of, Florida
1071. St. Lucie (FL), County of, Florida

- 1072. St. Petersburg (FL), City of, Florida
- 1073. Stuart (FL), City of, Florida
- 1074. Suwannee (FL), County of, Florida
- 1075. Sweetwater (FL), City of, Florida
- 1076. Tallahassee (FL), City of, Florida
- 1077. Tampa (FL), City of, Florida
- 1078. Taylor (FL), County of, Florida
- 1079. Union (FL), County of, Florida
- 1080. Volusia (FL), County of, Florida
- 1081. Walton (FL), County of, Florida
- 1082. Washington (FL), County of, Florida
- 1083. West Volusia Hospital Authority (FL), Florida
- 1084. Adel (GA), City of, Georgia
- 1085. Advantage Behavioral Health Systems (GA), Georgia
- 1086. Albany (GA), City of, Georgia
- 1087. Albany Area Community Service Board d/b/a Aspire Behavioral Health & Developmental Disability Services (GA), Georgia
- 1088. Alma (GA), City of, Georgia
- 1089. Appling (GA), County of, Georgia
- 1090. Appling (GA), County of (County Sheriff Mark Melton), Georgia
- 1091. Arlington (GA), City of, Georgia
- 1092. Athens-Clarke County (GA), The Unified Government of, Georgia
- 1093. Atkinson (GA), County of, Georgia
- 1094. Atlanta (GA), City of, Georgia
- 1095. Augusta (GA), City of; Augusta (GA), County of, Georgia
- 1096. Bacon (GA), County of, Georgia
- 1097. Bainbridge (GA), City of, Georgia
- 1098. Baldwin (GA), County of (Sheriff William C. Masee, Jr.), Georgia
- 1099. Banks (GA), County of, Georgia
- 1100. Bartow (GA), County of, Georgia
- 1101. Ben Hill (GA), County of, Georgia
- 1102. Berrien (GA), County of, Georgia
- 1103. Bibb (GA), County of (Sheriff David J. Davis), Georgia
- 1104. Bibb County School District (GA), Georgia
- 1105. Blackshear (GA), City of, Georgia
- 1106. Blakely (GA), City of, Georgia
- 1107. Brantley (GA), County of, Georgia
- 1108. Brooks (GA), County of, Georgia
- 1109. Brunswick (GA), City of, Georgia
- 1110. Bulloch (GA), County of, Georgia
- 1111. Burke (GA), County of, Georgia
- 1112. Butts (GA), County of, Georgia
- 1113. Camden (GA), County of, Georgia
- 1114. Candler (GA), County of, Georgia
- 1115. Candler County (GA), Hospital Authority, Georgia
- 1116. Carroll (GA), County of, Georgia
- 1117. Cartersville (GA), City of, Georgia
- 1118. Catoosa (GA), County of, Georgia
- 1119. Charlton (GA), County of, Georgia
- 1120. Chatham (GA), County of, Georgia
- 1121. Chatham County Hospital Authority (GA), Georgia
- 1122. Chattooga (GA), County of, Georgia
- 1123. Cherokee (GA), County of, Georgia
- 1124. Clay (GA), County of, Georgia
- 1125. Clayton (GA), County of, Georgia
- 1126. Clayton Community MH/SA/DS Service Board (GA), Georgia
- 1127. Clinch (GA), County of, Georgia
- 1128. Clinch County (GA) Hospital Authority, Georgia
- 1129. Cobb (GA) County of, Georgia
- 1130. Cobb County Community Service Board (GA), Georgia
- 1131. Coffee (GA), County of (Sheriff Doyle T. Wooten), Georgia
- 1132. Columbia (GA), County of, Georgia
- 1133. Columbus (GA), City of, Georgia
- 1134. Community Mental Health Center of East Central Georgia d/b/a Serenity Behavioral Health Systems (GA), Georgia
- 1135. Community Service Board of Middle Georgia (GA), Georgia
- 1136. Cook (GA), County of, Georgia
- 1137. Crawford (GA), County of (Sheriff Lewis S. Walker), Georgia
- 1138. Crisp (GA), County of, Georgia
- 1139. Crisp (GA), County of (Sheriff H.W. Hancock), Georgia
- 1140. Dade (GA), County of, Georgia
- 1141. Damascus (GA), City of, Georgia
- 1142. Dawson (GA), City of, Georgia
- 1143. Dawson (GA), County of, Georgia
- 1144. Decatur (GA), County of, Georgia
- 1145. DeKalb (GA) County of, Georgia
- 1146. Demorest (GA), City of, Georgia
- 1147. Dodge County Hospital Authority d/b/a Dodge County Hospital (GA), Georgia
- 1148. Dooly (GA), County of, Georgia
- 1149. Doraville (GA), City of, Georgia
- 1150. Dougherty (GA), County of, Georgia
- 1151. Douglas (GA), County of, Georgia
- 1152. Dunwoody (GA), City of, Georgia
- 1153. Early (GA), County of, Georgia
- 1154. Echols (GA), County of, Georgia
- 1155. Effingham (GA), County of, Georgia

- 1156. Elbert (GA), County of, Georgia
- 1157. Emanuel (GA), County of, Georgia
- 1158. Evans (GA), County of, Georgia
- 1159. Evans Memorial Hospital, Inc. (GA), Georgia
- 1160. Fannin (GA), County of, Georgia
- 1161. Fayette (GA), County of, Georgia
- 1162. Fitzgerald (GA), City of, Georgia
- 1163. Floyd (GA), County of, Georgia
- 1164. Forsyth (GA), County of, Georgia
- 1165. Fulton (GA), County of, Georgia
- 1166. Gainesville (GA), City of, Georgia
- 1167. Gateway Community Service Board (GA), Georgia
- 1168. Georgia Mountains Community Services d/b/a Avita Community Partners (GA), Georgia
- 1169. Georgia Pines Community Service Board (GA), Georgia
- 1170. Glascock (GA), County of, Georgia
- 1171. Glynn (GA), County of, Georgia
- 1172. Glynn (GA), County of (Sheriff E. Neal Jump), Georgia
- 1173. Grady (GA), County of, Georgia
- 1174. Greene (GA), County of, Georgia
- 1175. Gwinnett (GA), County of, Georgia
- 1176. Habersham (GA), County of, Georgia
- 1177. Habersham County Medical Center (GA), Georgia
- 1178. Hall (GA), County of, Georgia
- 1179. Hancock (GA), County of, Georgia
- 1180. Harris (GA), County of (Sheriff Mike Jolley), Georgia
- 1181. Heard (GA), County of, Georgia
- 1182. Henry (GA), County of, Georgia
- 1183. Highland Rivers Community Service Board d/b/a Highland Rivers Health (GA), Georgia
- 1184. Hospital Authority of Bainbridge and Decatur County (GA), Georgia
- 1185. Hospital Authority of Baxley and Appling County (GA), Georgia
- 1186. Hospital Authority of Bleckley County (GA) d/b/a Bleckley Memorial Hospital, Georgia
- 1187. Houston (GA), County of, Georgia
- 1188. Houston (GA), County of (Sheriff Cullen Talton), Georgia
- 1189. Irwin (GA), County of, Georgia
- 1190. Jackson (GA), County of, Georgia
- 1191. Jasper (GA), County of, Georgia
- 1192. Jeff Davis (GA), County of, Georgia
- 1193. Jeff Davis (GA), County of (Sheriff Preston Bohannon), Georgia
- 1194. Jefferson (GA), County of, Georgia
- 1195. Johnson (GA), County of, Georgia
- 1196. Jones (GA), County of, Georgia
- 1197. Jones (GA), County of (Sheriff R.N. Butch Reece), Georgia
- 1198. Lakeland (GA), City of, Georgia
- 1199. Lanier (GA), County of, Georgia
- 1200. Laurens (GA), County of, Georgia
- 1201. Laurens (GA), County of (Sheriff Larry H. Dean), Georgia
- 1202. Lee (GA), County of, Georgia
- 1203. Liberty (GA), County of, Georgia
- 1204. Lincoln (GA), County of, Georgia
- 1205. Long (GA), County of, Georgia
- 1206. Lookout Mountain Community Service Board (GA), Georgia
- 1207. Lowndes (GA), County of, Georgia
- 1208. Lumpkin (GA), County of, Georgia
- 1209. Macon (GA), County of, Georgia
- 1210. Macon-Bibb County (GA), Unified Government of, Georgia
- 1211. Madison (GA), County of, Georgia
- 1212. McDuffie (GA), County of, Georgia
- 1213. McIntosh (GA), County of, Georgia
- 1214. Meriwether (GA), County of, Georgia
- 1215. Meriwether (GA), County of (Sheriff Chuck Smith), Georgia
- 1216. Middle Flint Area Community Service Board d/b/a Middle Flint Behavioral Healthcare (GA), Georgia
- 1217. Milledgeville (GA), City of, Georgia
- 1218. Monroe (GA), County of, Georgia
- 1219. Montgomery (GA), County of, Georgia
- 1220. Murray (GA), County of (Sheriff Gary Langford), Georgia
- 1221. Nashville (GA), City of, Georgia
- 1222. New Horizons Community Service Board (GA), Georgia
- 1223. Newton (GA), County of, Georgia
- 1224. Oconee (GA), County of, Georgia
- 1225. Oconee (GA), County of (Sheriff Scott R. Berry), Georgia
- 1226. Oglethorpe (GA), County of, Georgia
- 1227. Peach (GA), County of, Georgia
- 1228. Peach (GA), County of (Sheriff Terry Deese), Georgia
- 1229. Pierce (GA), County of, Georgia
- 1230. Pierce (GA), County of (Sheriff Ramsey Bennett), Georgia
- 1231. Pike (GA), County of, Georgia

1232. Pineland Behavioral Health and Developmental Disabilities CSB (GA), Georgia
1233. Polk (GA), County of, Georgia
1234. Pooler (GA), City of, Georgia
1235. Pulaski (GA), County of, Georgia
1236. Rabun (GA), County of, Georgia
1237. Randolph (GA), County of, Georgia
1238. Richmond Hill (GA), City of, Georgia
1239. River Edge Behavioral Health (GA), Georgia
1240. Rockdale (GA), County of, Georgia
1241. Rome (GA), City of, Georgia
1242. Sandy Springs (GA), City of, Georgia
1243. Satilla Community Services d/b/a Unison Behavioral Health (GA), Georgia
1244. Savannah (GA), City of, Georgia
1245. Schley (GA), County of, Georgia
1246. Screven (GA), County of, Georgia
1247. Screven (GA), County of (Sheriff Mike Kile), Georgia
1248. Seminole (GA), County of, Georgia
1249. Spalding (GA), County of, Georgia
1250. Springfield (GA), City of, Georgia
1251. Stephens (GA), County of, Georgia
1252. Sumter (GA), County of, Georgia
1253. Taliaferro (GA), County of, Georgia
1254. Tattnall (GA), County of, Georgia
1255. Telfair (GA), County of (Sheriff Chris Steverson), Georgia
1256. Tift (GA), County of (Sheriff Gene Scarbrough), Georgia
1257. Tifton (GA), City of, Georgia
1258. Toombs (GA), County of, Georgia
1259. Towns (GA), County of, Georgia
1260. Troup (GA), County of, Georgia
1261. Twiggs (GA), County of, Georgia
1262. Union (GA), County of, Georgia
1263. Valdosta and Lowndes County (GA), Hospital Authority of d/b/a South Georgia Medical Center, Georgia
1264. Walton (GA), County of, Georgia
1265. Ware (GA), County of (Sheriff Randy F. Royal), Georgia
1266. Warren (GA), County of, Georgia
1267. Warwick (GA), City of, Georgia
1268. Washington (GA), County of, Georgia
1269. Wayne (GA), County of, Georgia
1270. Wayne (GA), County of (Sheriff John G. Carter), Georgia
1271. Wayne County (GA), Hospital Authority, Georgia
1272. Whitfield (GA), County of, Georgia
1273. Wilcox (GA), County of, Georgia
1274. Wilkes (GA), County of, Georgia
1275. Wilkinson (GA), County of, Georgia
1276. Woodbury (GA), City of, Georgia
1277. Worth (GA), County of, Georgia
1278. Kaua'i (HI), County of, Hawaii
1279. Ada (ID), County of, Idaho
1280. Adams (ID), County of, Idaho
1281. Bannock (ID), County of, Idaho
1282. Bingham (ID), County of, Idaho
1283. Blaine (ID), County of, Idaho
1284. Boise (ID), City of, Idaho
1285. Boise (ID), County of, Idaho
1286. Bonneville (ID), County of, Idaho
1287. Camas (ID), County of, Idaho
1288. Canyon (ID), County of, Idaho
1289. Caribou (ID), County of, Idaho
1290. Cassia (ID), County of, Idaho
1291. Chubbuck (ID), City of, Idaho
1292. Elmore (ID), County of, Idaho
1293. Gooding (ID), County of, Idaho
1294. Latah (ID), County of, Idaho
1295. Minidoka (ID), County of, Idaho
1296. Owyhee (ID), County of, Idaho
1297. Payette (ID), County of, Idaho
1298. Pocatello (ID), City of, Idaho
1299. Preston (ID), City of, Idaho
1300. Twin Falls (ID), City of, Idaho
1301. Twin Falls (ID), County of, Idaho
1302. Addison (IL), Village of, Illinois
1303. Alexander (IL), County of, Illinois
1304. Anna (IL), City of, Illinois
1305. Anna Hospital Corporation d/b/a Union County Hospital (IL), Illinois
1306. Bedford Park (IL), Village of, Illinois
1307. Bellwood (IL), Village of, Illinois
1308. Bensenville (IL), Village of, Illinois
1309. Benton (IL), City of, Illinois
1310. Berkeley (IL), Village of, Illinois
1311. Berwyn (IL), City of, Illinois
1312. Board of Education of East Aurora, School District 131 (IL), Illinois
1313. Board of Education of Joliet Township High School, District 204 (IL), Illinois
1314. Board of Education of Thornton Fractional Township High Schools, District 215 (IL), Illinois
1315. Board of Education of Thornton Township High Schools, District 205 (IL), Illinois
1316. Bolingbrook (IL), Village of, Illinois
1317. Bond (IL), County of, Illinois
1318. Bridgeview (IL), Village of, Illinois
1319. Broadview (IL), Village of, Illinois

1320. Burbank (IL), City of, Illinois
1321. Bureau (IL), County of, Illinois
1322. Calhoun (IL), County of, Illinois
1323. Carbondale (IL), City of, Illinois
1324. Chicago (IL), Board of Education, School District No. 299, Illinois
1325. Chicago (IL), City of, Illinois
1326. Chicago Heights (IL), City of, Illinois
1327. Chicago Ridge (IL), Village of, Illinois
1328. Christian (IL), County of, Illinois
1329. Coles (IL), County of, Illinois
1330. Cook (IL), County of, Illinois
1331. Countryside (IL), City of, Illinois
1332. Dekalb (IL), County of, Illinois
1333. Dolton (IL), Village of, Illinois
1334. DuPage (IL), County of, Illinois
1335. Edwards (IL), County of, Illinois
1336. Effingham (IL), County of, Illinois
1337. Evergreen Park (IL), Village of, Illinois
1338. Forest Park (IL), Village of, Illinois
1339. Franklin (IL), County of, Illinois
1340. Franklin Park (IL), Village of, Illinois
1341. Gallatin (IL), County of, Illinois
1342. Granite City (IL), City of, Illinois
1343. Hamilton (IL), County of, Illinois
1344. Hardin (IL) County of, Illinois
1345. Harrisburg (IL), City of, Illinois
1346. Harvey (IL), City of, Illinois
1347. Harwood Heights (IL), Village of, Illinois
1348. Henry (IL), County of, Illinois
1349. Herrin (IL), City of, Illinois
1350. Hillside (IL), Village of, Illinois
1351. Hodgkins (IL), Village of, Illinois
1352. Hoffman Estates (IL), Village of, Illinois
1353. Jasper (IL), County of, Illinois
1354. Jefferson (IL), County of, Illinois
1355. Jersey (IL), County of, Illinois
1356. Johnson (IL), County of, Illinois
1357. Kane (IL), County of, Illinois
1358. Kankakee (IL), City of, Illinois
1359. Kendall (IL), County of, Illinois
1360. La Grange Park (IL), Village of, Illinois
1361. Lake (IL), County of, Illinois
1362. LaSalle (IL), County of, Illinois
1363. Lawrence (IL), County of, Illinois
1364. Lee (IL), County of, Illinois
1365. Livingston (IL), County of, Illinois
1366. Lyons (IL), Township of, Illinois
1367. Lyons (IL), Village of, Illinois
1368. Macoupin (IL), County of, Illinois
1369. Marion (IL), City of, Illinois
1370. Marion (IL), County of, Illinois
1371. Massac (IL), County of, Illinois
1372. Massac Memorial, LLC d/b/a Massac Memorial Hospital (IL), Illinois
1373. Maywood (IL), Village of, Illinois
1374. McCook (IL), Village of, Illinois
1375. McHenry (IL), County of, Illinois
1376. McLean (IL), County of, Illinois
1377. Melrose Park (IL), Village of, Illinois
1378. Merrionette Park (IL), Village of, Illinois
1379. Metropolis (IL), City of, Illinois
1380. North Riverside (IL), Village of, Illinois
1381. Northlake (IL), City of, Illinois
1382. Oak Lawn (IL), Village of, Illinois
1383. Oak Park (IL), Village of, Illinois
1384. Orland Fire Protection District (IL), Illinois
1385. Orland Park (IL), Village of, Illinois
1386. Palos Heights (IL), City of, Illinois
1387. Palos Hills (IL), City of, Illinois
1388. Pekin (IL), City of, Illinois
1389. Peoria (IL), City of, Illinois
1390. Piatt (IL), County of, Illinois
1391. Posen (IL), Village of, Illinois
1392. Princeton (IL), City of, Illinois
1393. Pulaski (IL), County of, Illinois
1394. River Forest (IL), Village of, Illinois
1395. River Grove (IL), Village of, Illinois
1396. Riverside (IL), Village of, Illinois
1397. Rockford (IL), City of, Illinois
1398. Saline (IL), County of, Illinois
1399. Sangamon (IL), County of, Illinois
1400. Schiller Park (IL), Village of, Illinois
1401. Schuyler (IL), County of, Illinois
1402. Sesser (IL), City of, Illinois
1403. Shelby (IL), County of, Illinois
1404. St. Clair (IL), County of, Illinois
1405. Stone Park (IL), Village of, Illinois
1406. Streator (IL), City of, Illinois
1407. Summit (IL), Village of, Illinois
1408. Tinley Park (IL), Village of, Illinois
1409. Union (IL), County of, Illinois
1410. Wabash (IL), County of, Illinois
1411. Washington (IL), County of, Illinois
1412. Waukegan Community Unit School District (IL), Illinois
1413. West Frankfort (IL), City of, Illinois
1414. West Franklin (IL), County of (Central Dispatch), Illinois
1415. White (IL), County of, Illinois
1416. Will (IL), County of, Illinois
1417. Williamson (IL), County of, Illinois
1418. Winnebago (IL), County of, Illinois
1419. Alexandria (IN), City of, Indiana
1420. Allen (IN), County of (Board of Commissioners), Indiana

- 1421. Atlanta (IN), Town of, Indiana
- 1422. Austin (IN), City of, Indiana
- 1423. Beech Grove (IN), City of, Indiana
- 1424. Benton (IN), County of, Indiana
- 1425. Blackford (IN), County of, Indiana
- 1426. Bloomington (IN), City of, Indiana
- 1427. Brownstown (IN), Town of, Indiana
- 1428. Chandler (IN), Town of, Indiana
- 1429. Connersville (IN), City of, Indiana
- 1430. Danville (IN), Town of, Indiana
- 1431. Delaware (IN), County of, Indiana
- 1432. Elwood (IN), City of, Indiana
- 1433. Evansville (IN), City of, Indiana
- 1434. Fayette (IN), County of, Indiana
- 1435. Fishers (IN), City of, Indiana
- 1436. Fort Wayne (IN), City of, Indiana
- 1437. Fort Wayne Community Schools (IN), Indiana
- 1438. Franklin (IN), City of, Indiana
- 1439. Franklin (IN), County of (Board of Commissioners), Indiana
- 1440. Gary (IN), City of, Indiana
- 1441. Greenwood (IN), City of, Indiana
- 1442. Hammond (IN), City of, Indiana
- 1443. Harrison (IN), County of, Indiana
- 1444. Hartford (IN), City of, Indiana
- 1445. Howard (IN), County of, Indiana
- 1446. Huntington (IN), City of, Indiana
- 1447. Indianapolis (IN), City of, Indiana
- 1448. Jackson (IN), County of, Indiana
- 1449. Jasper (IN), City of, Indiana
- 1450. Jay (IN), County of, Indiana
- 1451. Jeffersonville (IN), City of, Indiana
- 1452. Jennings (IN), County of, Indiana
- 1453. Kokomo (IN), City of, Indiana
- 1454. Lafayette (IN), City of, Indiana
- 1455. Lake (IN), County of, Indiana
- 1456. LaPorte (IN), County of, Indiana
- 1457. Lawrence (IN), City of, Indiana
- 1458. Lawrence (IN), County of, Indiana
- 1459. Logansport (IN), City of, Indiana
- 1460. Madison (IN), City of, Indiana
- 1461. Madison (IN), County of, Indiana
- 1462. Marion (IN), County of, Indiana
- 1463. Marshall (IN), County of, Indiana
- 1464. Martinsville (IN), City of, Indiana
- 1465. Mishawaka (IN), City of, Indiana
- 1466. Monroe (IN), County of, Indiana
- 1467. Montpelier (IN), City of, Indiana
- 1468. Mooresville (IN), Town of, Indiana
- 1469. Morgan (IN), County of, Indiana
- 1470. Muncie (IN), City of, Indiana
- 1471. New Albany (IN), City of, Indiana
- 1472. New Castle (IN), City of, Indiana
- 1473. Noblesville (IN), City of, Indiana
- 1474. Orange (IN), County of, Indiana
- 1475. Pendleton (IN), Town of, Indiana
- 1476. Penn-Harris-Madison School Corporation (IN), Indiana
- 1477. Peru (IN), City of, Indiana
- 1478. Plainfield (IN), Town of, Indiana
- 1479. Porter (IN), County of, Indiana
- 1480. Portland (IN), City of, Indiana
- 1481. Pulaski (IN), County of, Indiana
- 1482. Richmond (IN), City of, Indiana
- 1483. Ripley (IN), County of, Indiana
- 1484. School City of Mishawaka (IN), Indiana
- 1485. Scott (IN), County of, Indiana
- 1486. Seymour (IN), City of, Indiana
- 1487. Shelbyville (IN), City of, Indiana
- 1488. Sheridan (IN), Town of, Indiana
- 1489. Smith-Green Community Schools (IN), Indiana
- 1490. South Bend (IN), City of, Indiana
- 1491. South Bend Community School Corporation (IN), Indiana
- 1492. St. Joseph (IN), County of, Indiana
- 1493. Starke (IN), County of, Indiana
- 1494. Terre Haute (IN), City of, Indiana
- 1495. Tippecanoe (IN), County of, Indiana
- 1496. Upland (IN), Town of, Indiana
- 1497. Vanderburgh (IN), County of, Indiana
- 1498. Vigo (IN), County of, Indiana
- 1499. West Lafayette (IN), City of, Indiana
- 1500. Westfield (IN) City of, Indiana
- 1501. Zionsville (IN), Town of, Indiana
- 1502. Adair (IA), County of, Iowa
- 1503. Adams (IA), County of, Iowa
- 1504. Allamakee (IA), County of, Iowa
- 1505. Appanoose (IA), County of, Iowa
- 1506. Audubon (IA), County of, Iowa
- 1507. Benton (IA), County of, Iowa
- 1508. Black Hawk (IA), County of, Iowa
- 1509. Bremer (IA), County of, Iowa
- 1510. Buchanan (IA), County of, Iowa
- 1511. Buena Vista (IA), County of, Iowa
- 1512. Calhoun (IA), County of, Iowa
- 1513. Carroll (IA), County of, Iowa
- 1514. Cedar (IA), County of, Iowa
- 1515. Cerro Gordo (IA), County of, Iowa
- 1516. Cherokee (IA), County of, Iowa
- 1517. Chickasaw (IA), County of, Iowa
- 1518. Clay (IA), County of, Iowa
- 1519. Clayton (IA), County of, Iowa
- 1520. Clinton (IA), County of, Iowa
- 1521. Dallas (IA), County of, Iowa

- 1522. Delaware (IA), County of, Iowa
- 1523. Des Moines (IA), County of, Iowa
- 1524. Emmet (IA), County of, Iowa
- 1525. Fayette (IA), County of, Iowa
- 1526. Fremont (IA), County of, Iowa
- 1527. Hamilton (IA), County of, Iowa
- 1528. Hancock (IA), County of, Iowa
- 1529. Hardin (IA), County of, Iowa
- 1530. Harrison (IA), County of, Iowa
- 1531. Henry (IA), County of, Iowa
- 1532. Howard (IA), County of, Iowa
- 1533. Humboldt (IA), County of, Iowa
- 1534. Ida (IA), County of, Iowa
- 1535. Jasper (IA), County of, Iowa
- 1536. Johnson (IA), County of, Iowa
- 1537. Jones (IA), County of, Iowa
- 1538. Keokuk (IA), County of, Iowa
- 1539. Lee (IA), County of, Iowa
- 1540. Lyon (IA), County of, Iowa
- 1541. Madison (IA), County of, Iowa
- 1542. Mahaska (IA), County of, Iowa
- 1543. Marion (IA), County of, Iowa
- 1544. Mills (IA), County of, Iowa
- 1545. Mitchell (IA), County of, Iowa
- 1546. Monroe (IA), County of, Iowa
- 1547. Montgomery (IA), County of, Iowa
- 1548. Muscatine (IA), County of, Iowa
- 1549. O'Brien (IA), County of, Iowa
- 1550. Osceola (IA), County of, Iowa
- 1551. Plymouth (IA), County of, Iowa
- 1552. Pocahontas (IA), County of, Iowa
- 1553. Polk (IA), County of, Iowa
- 1554. Pottawattamie (IA), County of, Iowa
- 1555. Poweshiek (IA), County of, Iowa
- 1556. Sac (IA), County of, Iowa
- 1557. Scott (IA), County of, Iowa
- 1558. Shelby (IA), County of, Iowa
- 1559. Sioux (IA), County of, Iowa
- 1560. Tama (IA), County of, Iowa
- 1561. Taylor (IA), County of, Iowa
- 1562. Union (IA), County of, Iowa
- 1563. Webster (IA), County of, Iowa
- 1564. Winnebago (IA), County of, Iowa
- 1565. Winneshiek (IA), County of, Iowa
- 1566. Worth (IA), County of, Iowa
- 1567. Wright (IA), County of, Iowa
- 1568. Allen (KS), County of (Board of Commissioners), Kansas
- 1569. Barber (KS), County of (Board of Commissioners), Kansas
- 1570. Bourbon (KS), County of, Kansas
- 1571. Cherokee (KS), County of (Board of Commissioners), Kansas
- 1572. Cowley (KS), County of (Board of Commissioners), Kansas
- 1573. Crawford (KS), County of (Board of Commissioners), Kansas
- 1574. Dickinson (KS), County of (Board of County Counselors), Kansas
- 1575. Elk (KS), County of (Board of Commissioners), Kansas
- 1576. Elkhardt (KS), City of, Kansas
- 1577. Finney (KS), County of (Board of Commissioners), Kansas
- 1578. Ford (KS), County of (Board of Commissioners), Kansas
- 1579. Grant (KS), County of (Board of Commissioners), Kansas
- 1580. Greenwood (KS), County of (Board of Commissioners), Kansas
- 1581. Harvey (KS) County of, Kansas
- 1582. Johnson (KS), County of, Kansas
- 1583. Leavenworth (KS), County of (Board of Commissioners), Kansas
- 1584. Manter (KS), City of, Kansas
- 1585. Meade (KS), County of (Board of Commissioners), Kansas
- 1586. Montgomery (KS), County of, Kansas
- 1587. Morton (KS), County of (Board of Commissioners), Kansas
- 1588. Neosho (KS), County of (Board of Commissioners), Kansas
- 1589. Overland Park (KS), City of, Kansas
- 1590. Pratt (KS), County of (Board of Commissioners), Kansas
- 1591. Reno (KS), County of, Kansas
- 1592. Sedgwick (KS), County of (Board of Commissioners), Kansas
- 1593. Seward (KS), County of (Board of Commissioners), Kansas
- 1594. Shawnee (KS), County of (Board of Commissioners), Kansas
- 1595. Stanton (KS), County of (Board of Commissioners), Kansas
- 1596. Ulysses (KS), City of, Kansas
- 1597. Wabaunsee (KS), County of (Board of Counsellors), Kansas
- 1598. Wichita (KS), City of, Kansas
- 1599. Wyandotte County - Kansas City (KS), Unified Government of, Kansas
- 1600. Adair (KY), County (Fiscal Court), Kentucky
- 1601. Allen (KY), County of (Fiscal Court), Kentucky
- 1602. Anderson (KY), County of (Fiscal Court), Kentucky

- 1603. Ballard (KY), County of (Fiscal Court), Kentucky
- 1604. Bath (KY), County of (Fiscal Court), Kentucky
- 1605. Bell (KY), County of (Fiscal Court), Kentucky
- 1606. Bellefonte (KY), City of, Kentucky
- 1607. Benham (KY), City of, Kentucky
- 1608. Board of Education of Breathitt County Public Schools (KY), Kentucky
- 1609. Board of Education of Bullitt County Public Schools (KY), Kentucky
- 1610. Board of Education of Estill County Public Schools (KY), Kentucky
- 1611. Board of Education of Fayette County Public Schools (KY), Kentucky
- 1612. Board of Education of Harrison County Public Schools (KY), Kentucky
- 1613. Board of Education of Hart County Public Schools (KY), Kentucky
- 1614. Board of Education of Jefferson County Public Schools (KY), Kentucky
- 1615. Board of Education of Johnson County Public School District (KY), Kentucky
- 1616. Board of Education of LaRue County Public Schools (KY), Kentucky
- 1617. Board of Education of Lawrence County Public Schools (KY), Kentucky
- 1618. Board of Education of Martin County Public Schools (KY), Kentucky
- 1619. Board of Education of Menifee County Public Schools (KY), Kentucky
- 1620. Board of Education of Owsley County Public Schools (KY), Kentucky
- 1621. Board of Education of Wolfe County Public Schools (KY), Kentucky
- 1622. Boone (KY), County of (Fiscal Court), Kentucky
- 1623. Bourdon (KY), County of (Fiscal Court), Kentucky
- 1624. Boyd (KY), County of (Fiscal Court), Kentucky
- 1625. Boyle (KY), County of (Fiscal Court), Kentucky
- 1626. Bracken (KY), County of (Fiscal Court), Kentucky
- 1627. Breathitt (KY), County of (Fiscal Court), Kentucky
- 1628. Breckinridge (KY), County of (Fiscal Court), Kentucky
- 1629. Buckhorn (KY), City of, Kentucky
- 1630. Bullitt (KY), County of (Fiscal Court), Kentucky
- 1631. Caldwell (KY), County of (Fiscal Court), Kentucky
- 1632. Calloway (KY), County of (Fiscal Court), Kentucky
- 1633. Campbell (KY), County of (Fiscal Court), Kentucky
- 1634. Campbellsville (KY), City of, Kentucky
- 1635. Carlisle (KY), County of (Fiscal Court), Kentucky
- 1636. Carter (KY), County of (Fiscal Court), Kentucky
- 1637. Casey (KY), County of (Fiscal Court), Kentucky
- 1638. Christian (KY), County of (Fiscal Court), Kentucky
- 1639. Clark (KY), County of (Fiscal Court), Kentucky
- 1640. Clay (KY), County of (Fiscal Court), Kentucky
- 1641. Clinton (KY), County of (Fiscal Court), Kentucky
- 1642. Columbia (KY), City of, Kentucky
- 1643. Covington (KY), City of, Kentucky
- 1644. Cumberland (KY), County of (Fiscal Court), Kentucky
- 1645. Daviess (KY), County of (Fiscal Court), Kentucky
- 1646. Edmonson (KY), County of (Fiscal Court), Kentucky
- 1647. Elliott (KY), County of (Fiscal Court), Kentucky
- 1648. Estill (KY) County Emergency Medical Services, Kentucky
- 1649. Estill (KY), County of (Fiscal Court), Kentucky
- 1650. Fleming (KY), County of (Fiscal Court), Kentucky
- 1651. Florence (KY), City of, Kentucky
- 1652. Floyd (KY), County of (Fiscal Court), Kentucky
- 1653. Franklin (KY), County of (Fiscal Court), Kentucky
- 1654. Fulton (KY), County of (Fiscal Court), Kentucky
- 1655. Gallatin (KY), County of (Fiscal Court), Kentucky
- 1656. Garrard (KY), County of (Fiscal Court), Kentucky
- 1657. Grant (KY), County of (Fiscal Court), Kentucky
- 1658. Grayson (KY), City of, Kentucky
- 1659. Green (KY), County of (Fiscal Court), Kentucky

- 1660. Greenup (KY), City of, Kentucky
- 1661. Greenup (KY), County of (Fiscal Court), Kentucky
- 1662. Hancock (KY), County of (Fiscal Court), Kentucky
- 1663. Hardin (KY), County of (Fiscal Court), Kentucky
- 1664. Hardin Memorial Hospital (KY), Kentucky
- 1665. Harlan (KY), City of, Kentucky
- 1666. Harlan (KY), County of (Fiscal Court), Kentucky
- 1667. Harrison (KY), County of (Fiscal Court), Kentucky
- 1668. Hart (KY), County of (Fiscal Court), Kentucky
- 1669. Henderson (KY), City of, Kentucky
- 1670. Henderson (KY), County of (Fiscal Court), Kentucky
- 1671. Henry (KY), County of (Fiscal Court), Kentucky
- 1672. Hickman (KY), County of (Fiscal Court), Kentucky
- 1673. Hillview (KY), City of, Kentucky
- 1674. Hopkins (KY), County of (Fiscal Court), Kentucky
- 1675. Hyden (KY), City of, Kentucky
- 1676. Inez (KY), City of, Kentucky
- 1677. Jamestown (KY), City of, Kentucky
- 1678. Jenkins (KY), City of, Kentucky
- 1679. Jessamine (KY), County of (Fiscal Court), Kentucky
- 1680. Kenton (KY), County of (Fiscal Court), Kentucky
- 1681. Kentucky River District Health Department (KY), Kentucky
- 1682. Knott (KY), County of (Fiscal Court), Kentucky
- 1683. Knox (KY), County of (Fiscal Court), Kentucky
- 1684. Larue (KY), County of (Fiscal Court), Kentucky
- 1685. Laurel (KY), County of (Fiscal Court), Kentucky
- 1686. Lawrence (KY), County of (Fiscal Court), Kentucky
- 1687. Lee (KY), County of (Fiscal Court), Kentucky
- 1688. Leslie (KY), County of (Fiscal Court), Kentucky
- 1689. Letcher (KY), County of (Fiscal Court), Kentucky
- 1690. Lewis (KY), County of (Fiscal Court), Kentucky
- 1691. Lexington-Fayette County (KY), Urban Government of, Kentucky
- 1692. Lincoln (KY), County of (Fiscal Court), Kentucky
- 1693. Logan (KY), County of (Fiscal Court), Kentucky
- 1694. London (KY), City of, Kentucky
- 1695. Louisville/Jefferson County (KY), Metro Government of, Kentucky
- 1696. Loyall (KY), City of, Kentucky
- 1697. Lynch (KY), City of, Kentucky
- 1698. Madison (KY), County (Fiscal Court), Kentucky
- 1699. Manchester (KY), City of, Kentucky
- 1700. Marshall (KY), County of (Fiscal Court), Kentucky
- 1701. Martin (KY), County of (Fiscal Court), Kentucky
- 1702. Mason (KY), County of (Fiscal Court), Kentucky
- 1703. McCracken (KY), County of (Fiscal Court), Kentucky
- 1704. McLean (KY), County of (Fiscal Court), Kentucky
- 1705. Meade (KY), County of (Fiscal Court), Kentucky
- 1706. Mercer (KY), County of (Fiscal Court), Kentucky
- 1707. Monroe (KY), County of (Fiscal Court), Kentucky
- 1708. Montgomery (KY), County of (Fiscal Court), Kentucky
- 1709. Morehead (KY), City of, Kentucky
- 1710. Morgan (KY), County of (Fiscal Court), Kentucky
- 1711. Morganfield (KY), City of, Kentucky
- 1712. Mt. Washington (KY), City of, Kentucky
- 1713. Muhlenberg (KY), County of (Fiscal Court), Kentucky
- 1714. Murray (KY), City of, Kentucky
- 1715. Nicholas (KY), Count of (Fiscal Court), Kentucky
- 1716. Ohio (KY), County of (Fiscal Court), Kentucky
- 1717. Oldham (KY), County of (Fiscal Court), Kentucky
- 1718. Owen (KY), County of (Fiscal Court), Kentucky
- 1719. Owensboro (KY), City of, Kentucky
- 1720. Owsley (KY), County of (Fiscal Court), Kentucky
- 1721. Paducah (KY), City of, Kentucky
- 1722. Paintsville (KY), City of, Kentucky

1723. Pendleton (KY), County (Fiscal Court), Kentucky
1724. Perry (KY), County of (Fiscal Court), Kentucky
1725. Pike (KY), County of, Kentucky
1726. Pineville (KY), City of, Kentucky
1727. Pippa Passes (KY), City of, Kentucky
1728. Powell (KY), County of (Fiscal Court), Kentucky
1729. Prestonsburg (KY), City of, Kentucky
1730. Pulaski (KY), County of (Fiscal Court), Kentucky
1731. Rowan (KY), County of (Fiscal Court), Kentucky
1732. Russell (KY), City of, Kentucky
1733. Russell (KY), County of (Fiscal Court), Kentucky
1734. Russell Springs (KY), City of, Kentucky
1735. Scott (KY), County of (Fiscal Court), Kentucky
1736. Shelby (KY), County of (Fiscal Court), Kentucky
1737. Shepherdsville (KY), City of, Kentucky
1738. South Shore (KY), City of, Kentucky
1739. Spencer (KY), County of (Fiscal Court), Kentucky
1740. Taylor (KY), County of (Fiscal Court), Kentucky
1741. Taylor County Hospital District Health Facilities Corporation (KY), Kentucky
1742. Todd (KY), County of (Fiscal Court), Kentucky
1743. Union (KY), County of (Fiscal Court), Kentucky
1744. Vanceburg (KY), City of, Kentucky
1745. Warfield (KY), City of, Kentucky
1746. Warren (KY), County of, Kentucky
1747. Wayne (KY), County of (Fiscal Court), Kentucky
1748. Webster (KY), County of (Fiscal Court), Kentucky
1749. West Liberty (KY), City of, Kentucky
1750. Whitesburg (KY), City of, Kentucky
1751. Whitley (KY), County of, Kentucky
1752. Winchester (KY), City of, Kentucky
1753. Wolfe (KY), County of (Fiscal Court), Kentucky
1754. Woodford (KY), County of (Fiscal Court), Kentucky
1755. Worthington (KY), City of, Kentucky
1756. Acadia-St. Landry (LA) Hospital Service District d/b/a Acadia-St. Landry Hospital, Louisiana
1757. Alexandria (LA), City of, Louisiana
1758. Allen (LA), Parish of (Sheriff), Louisiana
1759. Ascension (LA), Parish of, Louisiana
1760. Ascension (LA), Parish of (Sheriff), Louisiana
1761. Ascension (LA), Parish School Board, Louisiana
1762. Assumption (LA), Parish of (Police Jury), Louisiana
1763. Assumption (LA), Parish of (Sheriff Leland Falcon), Louisiana
1764. Avoyelles (LA), Parish of (Police Jury), Louisiana
1765. Avoyelles (LA), Parish of (Sheriff), Louisiana
1766. Baldwin (LA), Town of, Louisiana
1767. Bastrop (LA), City of, Louisiana
1768. Baton Rouge (LA), City of, Louisiana
1769. Beauregard (LA), Parish of (Police Jury), Louisiana
1770. Benton (LA) Fire No. 4, Louisiana
1771. Berwick (LA), Town of, Louisiana
1772. Bienville (LA), Parish of, Louisiana
1773. Bogalusa (LA), City of, Louisiana
1774. Bossier (LA) Parish Emergency Medical Services Ambulance District, Louisiana
1775. Bossier (LA), City of, Louisiana
1776. Bossier (LA), Parish of, Louisiana
1777. Caddo (LA) Fire Protection District No. 1, Louisiana
1778. Caddo (LA), Parish of, Louisiana
1779. Calcasieu (LA), Parish of (Police Jury), Louisiana
1780. Calcasieu (LA), Parish of (Sheriff), Louisiana
1781. Caldwell (LA), Parish of, Louisiana
1782. Cameron (LA), Parish of, Louisiana
1783. Catahoula (LA), Parish of (Police Jury), Louisiana
1784. Catahoula (LA), Parish of (Sheriff Toney Edwards), Louisiana
1785. Claiborne (LA), Parish of, Louisiana
1786. Concordia (LA), Parish of, Louisiana
1787. Concordia (LA), Parish of (Sheriff Kenneth Hedrick), Louisiana
1788. Covington (LA), City of, Louisiana
1789. Delhi (LA), Town of, Louisiana
1790. Desoto (LA), Parish of, Louisiana
1791. DeSoto Fire Protection District No. 8 (LA), Louisiana
1792. Donaldsonville (LA), City of, Louisiana
1793. East Baton Rouge (LA), Parish of (Clerk of Court Office), Louisiana

1794. East Baton Rouge (LA), Parish of (Sheriff), Louisiana
1795. East Carroll (LA), Parish of (Police Jury), Louisiana
1796. East Carroll (LA), Parish of (Sheriff), Louisiana
1797. Eunice (LA), City of, Louisiana
1798. Evangeline (LA), Parish of (Police Jury), Louisiana
1799. Evangeline (LA), Parish of (Sheriff), Louisiana
1800. Ferriday (LA), Town of, Louisiana
1801. Franklin (LA), City of, Louisiana
1802. Franklin (LA), Parish of, Louisiana
1803. Gramercy (LA), Town of, Louisiana
1804. Grant (LA), Parish of (Police Jury), Louisiana
1805. Grant (LA), Parish of (Sheriff), Louisiana
1806. Gretna (LA), City of, Louisiana
1807. Hospital Service District No. 1 of The Parish of Avoyelles, State of Louisiana, d/b/a Bunkie General Hospital (LA), Louisiana
1808. Hospital Service District No. 1 of The Parish of LaSalle, State of Louisiana. d/b/a Hardtner Medical Center (LA), Louisiana
1809. Iberia (LA), Parish of, Louisiana
1810. Iberia (LA), Parish School Board of, Louisiana
1811. Iberville (LA), Parish of (Parish Council), Louisiana
1812. Jackson (LA), Parish of (Police Jury), Louisiana
1813. Jackson (LA), Parish of (Sheriff), Louisiana
1814. Jean Lafitte (LA), Town of, Louisiana
1815. Jefferson (LA), Parish of, Louisiana
1816. Jefferson (LA), Parish of (Coroner's Office), Louisiana
1817. Jefferson (LA), Parish of (Sheriff), Louisiana
1818. Jefferson Davis (LA), Parish of (Police Jury), Louisiana
1819. Jefferson Davis (LA), Parish of (Sheriff), Louisiana
1820. Jefferson Parish Hospital Service District 1 (LA), Louisiana
1821. Jefferson Parish Hospital Service District 2 (LA), Louisiana
1822. Kenner (LA), City of, Louisiana
1823. Lafayette (LA), Parish of (Sheriff), Louisiana
1824. Lafourche (LA), Parish of, Louisiana
1825. LaFourche Parish School Board (LA), Louisiana
1826. Lake Charles (LA), City of, Louisiana
1827. Lake Providence (LA), Town of, Louisiana
1828. LaSalle (LA), Parish of, Louisiana
1829. Lincoln (LA), Parish of (Sheriff), Louisiana
1830. Livingston (LA), Parish of, Louisiana
1831. Livingston (LA), Parish of (Sheriff), Louisiana
1832. Lutcher (LA), Town of, Louisiana
1833. Madisonville (LA), Town of, Louisiana
1834. Mandeville (LA), City of, Louisiana
1835. Monroe (LA), City of, Louisiana
1836. Morehouse (LA), Parish of (Police Jury), Louisiana
1837. Morehouse (LA), Parish of (Sheriff), Louisiana
1838. Morgan (LA), City of, Louisiana
1839. Natchitoches (LA), City of, Louisiana
1840. Natchitoches (LA), Parish of (Parish Council), Louisiana
1841. New Iberia (LA), City of, Louisiana
1842. New Orleans (LA), City of, Louisiana
1843. New Roads (LA), City of, Louisiana
1844. North Caddo (LA) Hospital Service District d/b/a North Caddo Medical Center, Louisiana
1845. Opelousas (LA), City of, Louisiana
1846. Opelousas (LA), General Hospital Authority, a Louisiana Public Trust d/b/a Opelousas General Health System, Louisiana
1847. Orleans (LA), Parish of (Sheriff), Louisiana
1848. Orleans Parish Hospital Service District - District A (LA), Louisiana
1849. Ouachita (LA), Parish of (Police Jury), Louisiana
1850. Ouachita (LA), Parish of (Sheriff), Louisiana
1851. Patterson (LA), City of, Louisiana
1852. Pearl River (LA), Town of, Louisiana
1853. Pineville (LA), City of, Louisiana
1854. Pointe Coupee (LA), Parish of (Policy Jury), Louisiana
1855. Pointe Coupee Parish (LA) Health Services District Number 1, Louisiana
1856. Rapides (LA), Parish of, Louisiana
1857. Rapides (LA), Parish of (Police Jury), Louisiana
1858. Red River (LA) Fire Protection District, Louisiana

1859. Red River (LA), Parish of, Louisiana
1860. Richland (LA), Parish of, Louisiana
1861. Richland (LA), Parish of (Sheriff), Louisiana
1862. Richwood (LA), Town of, Louisiana
1863. Sabine (LA), Parish of (Police Jury), Louisiana
1864. Sabine (LA), Parish of (Sheriff), Louisiana
1865. Shreveport (LA), City of, Louisiana
1866. Slidell (LA), City of, Louisiana
1867. St. Bernard (LA), Parish of, Louisiana
1868. St. Bernard (LA), Parish of (Coroner Dr. Bryan Bertucci), Louisiana
1869. St. Bernard (LA), Parish of (Sheriff), Louisiana
1870. St. Bernard Parish School Board (LA), Louisiana
1871. St. Charles (LA), Parish of, Louisiana
1872. St. Charles (LA), Parish of (Sheriff), Louisiana
1873. St. James (LA), Parish of, Louisiana
1874. St. James Parish School Board (LA), Louisiana
1875. St. John the Baptist (LA), Parish of, Louisiana
1876. St. Landry (LA), Parish of, Louisiana
1877. St. Landry (LA), Parish of (Sheriff), Louisiana
1878. St. Martin (LA), Parish of, Louisiana
1879. St. Martinville (LA), City of, Louisiana
1880. St. Mary (LA), Parish of, Louisiana
1881. St. Mary (LA), Parish of (Sheriff), Louisiana
1882. St. Mary (LA), Parish School Board of, Louisiana
1883. St. Tammany (LA) Fire Protection District No. 4, Louisiana
1884. St. Tammany (LA), Parish of, Louisiana
1885. St. Tammany (LA), Parish of (Coroner's Office), Louisiana
1886. St. Tammany (LA), Parish of (Sheriff), Louisiana
1887. St. Tammany Fire Protection District No. 1 (LA), Louisiana
1888. St. Tammany Fire Protection District No. 12 (LA), Louisiana
1889. St. Tammany Fire Protection District No. 13 (LA), Louisiana
1890. St. Tammany Fire Protection District No. 2 (LA), Louisiana
1891. St. Tammany Fire Protection District No. 3 (LA), Louisiana
1892. St. Tammany Fire Protection District No. 5 (LA), Louisiana
1893. Tensas (LA), Parish of (Sheriff), Louisiana
1894. Terrebonne (LA), Parish of, Louisiana
1895. Terrebonne (LA), Parish of (Sheriff), Louisiana
1896. Union (LA), Parish of, Louisiana
1897. Union (LA), Parish of (Sheriff), Louisiana
1898. Vermilion (LA), Parish of (Police Jury), Louisiana
1899. Vernon (LA), Parish of (Police Jury), Louisiana
1900. Vernon (LA), Parish of (Sheriff), Louisiana
1901. Washington (LA), Parish of, Louisiana
1902. Washington (LA), Parish of (Sheriff), Louisiana
1903. Webster (LA), Parish of, Louisiana
1904. West Ascension Parish (LA) Hospital Service District dba Prevost Memorial Hospital, Louisiana
1905. West Baton Rouge (LA) Fire Protection District No. 1, Louisiana
1906. West Baton Rouge (LA), Parish of, Louisiana
1907. West Carroll (LA), Parish of, Louisiana
1908. West Carroll (LA), Parish of (Police Jury), Louisiana
1909. West Monroe (LA), City of, Louisiana
1910. Westwego (LA), City of, Louisiana
1911. Winn (LA), Parish of (Police Jury), Louisiana
1912. Androscoggin (ME), County of, Maine
1913. Aroostook (ME), County of, Maine
1914. Auburn (ME), City of, Maine
1915. Augusta (ME), City of, Maine
1916. Bangor (ME), City of, Maine
1917. Biddeford (ME), City of, Maine
1918. Board of Education of Bangor School Department (ME), Maine
1919. Board of Education of Maine Regional School Unit 10 (ME), Maine
1920. Board of Education of Maine Regional School Unit 13 (ME), Maine
1921. Board of Education of Maine Regional School Unit 25 (ME), Maine
1922. Board of Education of Maine Regional School Unit 26 (ME), Maine
1923. Board of Education of Maine Regional School Unit 29 (ME), Maine
1924. Board of Education of Maine Regional School Unit 34 (ME), Maine
1925. Board of Education of Maine Regional School Unit 40 (ME), Maine

1926. Board of Education of Maine Regional School Unit 50 (ME), Maine
1927. Board of Education of Maine Regional School Unit 57 (ME), Maine
1928. Board of Education of Maine Regional School Unit 60 (ME), Maine
1929. Board of Education of Maine Regional School Unit 71 (ME), Maine
1930. Board of Education of Maine Regional School Unit 9 (ME), Maine
1931. Board of Education of Maine School Administrative District 11 (ME), Maine
1932. Board of Education of Maine School Administrative District 15 (ME), Maine
1933. Board of Education of Maine School Administrative District 28/Five Town Central School District (ME), Maine
1934. Board of Education of Maine School Administrative District 35 (ME), Maine
1935. Board of Education of Maine School Administrative District 44 (ME), Maine
1936. Board of Education of Maine School Administrative District 53 (ME), Maine
1937. Board of Education of Maine School Administrative District 55 (ME), Maine
1938. Board of Education of Maine School Administrative District 6 (ME), Maine
1939. Board of Education of Maine School Administrative District 61 (ME), Maine
1940. Board of Education of Maine School Administrative District 72 (ME), Maine
1941. Board of Education of Portland School Department (ME), Maine
1942. Board of Education of Scarborough School Department (ME), Maine
1943. Board of Education of South Portland School Department (ME), Maine
1944. Board of Education of St. George Municipal School District (ME), Maine
1945. Board of Education of Waterville School Department (ME), Maine
1946. Calais (ME), City of, Maine
1947. Cumberland (ME), County of, Maine
1948. Ellsworth School Department (ME), The Board of Education of, Maine
1949. Kennebec (ME), County of, Maine
1950. Knox (ME), County of, Maine
1951. Lewiston (ME), City of, Maine
1952. Lincoln (ME), County of, Maine
1953. Penobscot (ME), County of, Maine
1954. Portland (ME), City of, Maine
1955. Rockland (ME), City of, Maine
1956. Saco (ME), City of, Maine
1957. Sagadahoc (ME), County of, Maine
1958. Sanford (ME), City of, Maine
1959. Somerset (ME), County of, Maine
1960. Waldo (ME), County of, Maine
1961. Washington (ME), County of, Maine
1962. Waterville (ME), City of, Maine
1963. York (ME), County of, Maine
1964. Aberdeen (MD), City of, Maryland
1965. Allegany (MD), County of, Maryland
1966. Annapolis (MD), City of, Maryland
1967. Anne Arundel (MD), County of, Maryland
1968. Balitmore (MD), County of, Maryland
1969. Baltimore (MD), City of (Mayor and City Council), Maryland
1970. Baltimore City Board of School Commissioners (MD), Maryland
1971. Bel Air (MD), City of, Maryland
1972. Berlin (MD), City of, Maryland
1973. Bowie (MD), City of, Maryland
1974. Calvert (MD), County of (Commissioners), Maryland
1975. Cambridge (MD), City of, Maryland
1976. Caroline (MD), County of, Maryland
1977. Carroll (MD), County of (Board of Commissioners), Maryland
1978. Cecil (MD), County of, Maryland
1979. Charles (MD), County of (Commissioners), Maryland
1980. Charlestown (MD), City of, Maryland
1981. Cottage City (MD), Town of, Maryland
1982. Cumberland (MD), City of, Maryland
1983. Dorchester (MD), County of, Maryland
1984. Forest Heights (MD), Town of, Maryland
1985. Frederick (MD), City of, Maryland
1986. Frederick (MD), County of, Maryland
1987. Frostburg (MD) City of, Maryland
1988. Garrett (MD), County of, Maryland
1989. Grantsville (MD), City of, Maryland
1990. Hagerstown (MD), City of, Maryland
1991. Harford (MD) County of, Maryland
1992. Havre De Grace (MD), City of, Maryland
1993. Howard (MD), County of, Maryland
1994. Laurel (MD), City of, Maryland
1995. Montgomery (MD), County of, Maryland
1996. Mountain Lake Park (MD), City of, Maryland
1997. North Brentwood (MD), Town of, Maryland
1998. North East (MD), City of, Maryland
1999. Oakland (MD), City of, Maryland
2000. Perryville (MD), City of, Maryland
2001. Prince George's (MD), County of, Maryland

2002. Rockville (MD), City of (Mayor and Common Council), Maryland
2003. Seat Pleasant (MD), City of, Maryland
2004. Somerset (MD), County of, Maryland
2005. St. Mary's (MD), County of (Commissioners), Maryland
2006. Talbot (MD), County of, Maryland
2007. Upper Marlboro (MD), Town of, Maryland
2008. Vienna (MD), City of, Maryland
2009. Washington County (MD), County of (Board of Commissioners), Maryland
2010. Westminster (MD), City of (Mayor and Common Council), Maryland
2011. Wicomico (MD), County of, Maryland
2012. Acushnet (MA), Town of, Massachusetts
2013. Agawam (MA), Town of, Massachusetts
2014. Amesbury (MA), City of, Massachusetts
2015. Andover (MA), Town of, Massachusetts
2016. Aquinnah (MA), Town of, Massachusetts
2017. Athol (MA), Town of, Massachusetts
2018. Auburn (MA), Town of, Massachusetts
2019. Ayer (MA), Town of, Massachusetts
2020. Barnstable (MA), Town of, Massachusetts
2021. Belchertown (MA), Town of, Massachusetts
2022. Beverly (MA), City of, Massachusetts
2023. Billerica (MA), Town of, Massachusetts
2024. Boston (MA) Housing Authority, Massachusetts
2025. Boston (MA) Public Health Commission, Massachusetts
2026. Boston (MA), City of, Massachusetts
2027. Braintree (MA), Town of, Massachusetts
2028. Brewster (MA), Town of, Massachusetts
2029. Bridgewater (MA), Town of, Massachusetts
2030. Brockton (MA), City of, Massachusetts
2031. Brookline (MA), Town of, Massachusetts
2032. Cambridge (MA), City of, Massachusetts
2033. Canton (MA), Town of, Massachusetts
2034. Carver (MA), Town of, Massachusetts
2035. Charlton (MA), Town of, Massachusetts
2036. Chelmsford (MA), Town of, Massachusetts
2037. Chelsea (MA), City of, Massachusetts
2038. Chicopee (MA), City of, Massachusetts
2039. Clarksburg (MA), Town of, Massachusetts
2040. Clinton (MA), Town of, Massachusetts
2041. Danvers (MA), Town of, Massachusetts
2042. Dedham (MA), Town of, Massachusetts
2043. Dennis (MA), Town of, Massachusetts
2044. Douglas (MA), Town of, Massachusetts
2045. Dudley (MA), Town of, Massachusetts
2046. East Bridgewater (MA), Town of, Massachusetts
2047. Eastham (MA), Town of, Massachusetts
2048. Easthampton (MA), City of, Massachusetts
2049. Easton (MA), Town of, Massachusetts
2050. Everett (MA), City of, Massachusetts
2051. Fairhaven (MA), Town of, Massachusetts
2052. Fall River (MA), City of, Massachusetts
2053. Falmouth (MA), Town of, Massachusetts
2054. Fitchburg (MA), City of, Massachusetts
2055. Framingham (MA), City of, Massachusetts
2056. Freetown (MA), Town of, Massachusetts
2057. Georgetown (MA), Town of, Massachusetts
2058. Gloucester (MA), City of, Massachusetts
2059. Grafton (MA), Town of, Massachusetts
2060. Greenfield (MA), City of, Massachusetts
2061. Hanson (MA), Town of, Massachusetts
2062. Haverhill (MA), City of, Massachusetts
2063. Holliston (MA), Town of, Massachusetts
2064. Holyoke (MA), City of, Massachusetts
2065. Hopedale (MA), Town of, Massachusetts
2066. Hull (MA), Town of, Massachusetts
2067. Kingston (MA), Town of, Massachusetts
2068. Lakeville (MA), Town of, Massachusetts
2069. Leicester (MA), Town of, Massachusetts
2070. Leominster (MA), City of, Massachusetts
2071. Leverett (MA), Town of, Massachusetts
2072. Longmeadow (MA), Town of, Massachusetts
2073. Lowell (MA), City of, Massachusetts
2074. Ludlow (MA), Town of, Massachusetts
2075. Lunenburg (MA), Town of, Massachusetts
2076. Lynn (MA), City of, Massachusetts
2077. Lynnfield (MA), Town of, Massachusetts
2078. Malden (MA), City of, Massachusetts
2079. Marblehead (MA), Town of, Massachusetts
2080. Marshfield (MA), Town of, Massachusetts
2081. Mashpee (MA), Town of, Massachusetts
2082. Mattapoisett (MA), Town of, Massachusetts
2083. Medford (MA), City of, Massachusetts
2084. Melrose (MA), City of, Massachusetts
2085. Methuen (MA), City of, Massachusetts
2086. Middleborough (MA), Town of, Massachusetts
2087. Milford (MA), Town of, Massachusetts
2088. Millbury (MA), Town of, Massachusetts
2089. Millis (MA), Town of, Massachusetts
2090. Nantucket (MA), Town of, Massachusetts
2091. Natick (MA), Town of, Massachusetts
2092. New Bedford (MA), City of, Massachusetts
2093. Newburyport (MA), City of, Massachusetts

2094. North Adams (MA), City of, Massachusetts
2095. North Andover (MA), Town of, Massachusetts
2096. North Attleborough (MA), Town of, Massachusetts
2097. North Reading (MA), Town of, Massachusetts
2098. Northampton (MA), City of, Massachusetts
2099. Northbridge (MA), Town of, Massachusetts
2100. Norton (MA), Town of, Massachusetts
2101. Norwell (MA), Town of, Massachusetts
2102. Norwood (MA), Town of, Massachusetts
2103. Orange (MA), Town of, Massachusetts
2104. Oxford (MA), Town of, Massachusetts
2105. Palmer (MA), Town of, Massachusetts
2106. Peabody (MA), City of, Massachusetts
2107. Pembroke (MA), Town of, Massachusetts
2108. Pittsfield (MA), City of, Massachusetts
2109. Plainville (MA), Town of, Massachusetts
2110. Plymouth (MA), Town of, Massachusetts
2111. Provincetown (MA), Town of, Massachusetts
2112. Quincy (MA), City of, Massachusetts
2113. Randolph (MA), Town of, Massachusetts
2114. Rehoboth (MA), Town of, Massachusetts
2115. Revere (MA), City of, Massachusetts
2116. Rockland (MA), Town of, Massachusetts
2117. Salem (MA), City of, Massachusetts
2118. Salisbury (MA), Town of, Massachusetts
2119. Sandwich (MA), Town of, Massachusetts
2120. Scituate (MA), Town of, Massachusetts
2121. Seekonk (MA), Town of, Massachusetts
2122. Sheffield (MA), Town of, Massachusetts
2123. Shirley (MA), Town of, Massachusetts
2124. Somerset (MA), Town of, Massachusetts
2125. Somerville (MA), City of, Massachusetts
2126. South Hadley (MA), Town of, Massachusetts
2127. Southbridge (MA), Town of, Massachusetts
2128. Spencer (MA), Town of, Massachusetts
2129. Springfield (MA), City of, Massachusetts
2130. Stoneham (MA), Town of, Massachusetts
2131. Stoughton (MA), Town of, Massachusetts
2132. Sturbridge (MA), Town of, Massachusetts
2133. Sudbury (MA), Town of, Massachusetts
2134. Sutton (MA), Town of, Massachusetts
2135. Swampscott (MA), Town of, Massachusetts
2136. Templeton (MA), Town of, Massachusetts
2137. Tewksbury (MA), Town of, Massachusetts
2138. Truro (MA), Town of, Massachusetts
2139. Tyngsborough (MA), Town of, Massachusetts
2140. Upton (MA), Town of, Massachusetts
2141. Wakefield (MA), Town of, Massachusetts
2142. Walpole (MA), Town of, Massachusetts
2143. Ware (MA), Town of, Massachusetts
2144. Warren (MA), Town of, Massachusetts
2145. Watertown (MA), Town of, Massachusetts
2146. Wellfleet (MA), Town of, Massachusetts
2147. West Boylston (MA), Town of, Massachusetts
2148. West Bridgewater (MA), Town of, Massachusetts
2149. West Springfield (MA), Town of, Massachusetts
2150. West Tisbury (MA), Town of, Massachusetts
2151. Westborough (MA), Town of, Massachusetts
2152. Westford (MA), Town of, Massachusetts
2153. Weymouth (MA), Town of, Massachusetts
2154. Williamsburg (MA), Town of, Massachusetts
2155. Wilmington (MA), Town of, Massachusetts
2156. Winchendon (MA), Town of, Massachusetts
2157. Winthrop (MA), Town of, Massachusetts
2158. Woburn (MA), City of, Massachusetts
2159. Worcester (MA), City of, Massachusetts
2160. Alcona (MI), County of, Michigan
2161. Alger (MI), County of, Michigan
2162. Alpena (MI), County of, Michigan
2163. Antrim (MI), County of, Michigan
2164. Arenac (MI), County of, Michigan
2165. Baraga (MI), County of, Michigan
2166. Bay (MI), County of, Michigan
2167. Benzie (MI), County of, Michigan
2168. Berrien (MI), County of, Michigan
2169. Branch (MI), County of, Michigan
2170. Calhoun (MI), County of, Michigan
2171. Canton (MI), Charter Township of, Michigan
2172. Cass (MI), County of, Michigan
2173. Charlevoix (MI), County of, Michigan
2174. Cheboygan (MI), County of, Michigan
2175. Chippewa (MI), County of, Michigan
2176. Clinton (MI), Charter Township of, Michigan
2177. Clinton (MI), County of, Michigan
2178. Crawford (MI), County of, Michigan
2179. Delta (MI), County of, Michigan
2180. Detroit (MI), City of, Michigan

- 2181. Detroit Wayne (MI), Mental Health Authority, Michigan
- 2182. Dickinson (MI), County of, Michigan
- 2183. East Lansing (MI), City of, Michigan
- 2184. Eaton (MI), County of, Michigan
- 2185. Escanaba (MI), City of, Michigan
- 2186. Flint (MI), City of, Michigan
- 2187. Genesee (MI), County of, Michigan
- 2188. Grand Rapids (MI), City of, Michigan
- 2189. Grand Traverse (MI), County of, Michigan
- 2190. Gratiot (MI), County of, Michigan
- 2191. Harrison (MI), Charter Township of, Michigan
- 2192. Hillsdale (MI), County of, Michigan
- 2193. Houghton (MI), County of, Michigan
- 2194. Huron (MI), Township of, Michigan
- 2195. Ingham (MI), County of, Michigan
- 2196. Ionia (MI), County of, Michigan
- 2197. Iosco (MI), County of, Michigan
- 2198. Iron (MI), County of, Michigan
- 2199. Iron Mountain (MI), City of, Michigan
- 2200. Isabella (MI), County of, Michigan
- 2201. Jackson (MI), City of, Michigan
- 2202. Kalamazoo (MI), County of, Michigan
- 2203. Kent (MI), County of, Michigan
- 2204. Lake (MI), County of, Michigan
- 2205. Lansing (MI), City of, Michigan
- 2206. Leelanau (MI), County of, Michigan
- 2207. Lenawee (MI), County of, Michigan
- 2208. Livingston (MI), County of, Michigan
- 2209. Livonia (MI), City of, Michigan
- 2210. Luce (MI), County of, Michigan
- 2211. Macomb (MI), County of, Michigan
- 2212. Manistee (MI), County of, Michigan
- 2213. Marquette (MI), County of, Michigan
- 2214. Mason (MI), County of, Michigan
- 2215. Monroe (MI), County of, Michigan
- 2216. Montcalm, (MI) County of, Michigan
- 2217. Montmorency (MI), County of, Michigan
- 2218. Muskegon (MI), County of, Michigan
- 2219. Newaygo (MI), County of, Michigan
- 2220. Northville (MI), Township of, Michigan
- 2221. Oakland (MI), County of, Michigan
- 2222. Oceana (MI), County of, Michigan
- 2223. Ogemaw (MI), County of, Michigan
- 2224. Ontonagon (MI), County of, Michigan
- 2225. Osceola (MI), County of, Michigan
- 2226. Otsego (MI), County of, Michigan
- 2227. Pittsfield (MI), Charter Township of, Michigan
- 2228. Pontiac (MI), City of, Michigan
- 2229. Presque Isle (MI), County of, Michigan
- 2230. Romulus (MI), City of, Michigan
- 2231. Roscommon (MI), County of, Michigan
- 2232. Saginaw (MI), County of, Michigan
- 2233. Sanilac (MI), County of, Michigan
- 2234. Sault Ste. Marie (MI), City of, Michigan
- 2235. Shiawassee (MI), County of, Michigan
- 2236. St. Clair (MI), County of, Michigan
- 2237. Sterling Heights (MI), City of, Michigan
- 2238. Traverse City (MI), City of, Michigan
- 2239. Tuscola (MI), County of, Michigan
- 2240. Van Buren (MI), Township of, Michigan
- 2241. Warren (MI), City of, Michigan
- 2242. Washtenaw (MI), County of, Michigan
- 2243. Wayne (MI), City of, Michigan
- 2244. Wayne (MI), County of, Michigan
- 2245. Westland (MI), City of, Michigan
- 2246. Wexford (MI), County of, Michigan
- 2247. Anoka (MN), County of, Minnesota
- 2248. Beltrami (MN), County of, Minnesota
- 2249. Big Stone (MN), County of, Minnesota
- 2250. Board of Education of Minnetonka School District No. 276 (MN), Minnesota
- 2251. Carlton (MN), County of, Minnesota
- 2252. Carver (MN), County of, Minnesota
- 2253. Coon Rapids (MN), City of, Minnesota
- 2254. Dakota (MN), County of, Minnesota
- 2255. Douglas (MN), County of, Minnesota
- 2256. Duluth (MN), City of, Minnesota
- 2257. Freeborn (MN), County of, Minnesota
- 2258. Hennepin (MN), County of, Minnesota
- 2259. Itasca (MN), County of, Minnesota
- 2260. McLeod (MN), County of, Minnesota
- 2261. Meeker (MN), County of, Minnesota
- 2262. Minneapolis (MN), City of, Minnesota
- 2263. Minnesota Prairie Health Alliance (MN), Minnesota
- 2264. Morrison (MN), County of, Minnesota
- 2265. Mower (MN), County of, Minnesota
- 2266. North St. Paul (MN), City of, Minnesota
- 2267. Olmsted (MN), County of, Minnesota
- 2268. Pine (MN), County of, Minnesota
- 2269. Proctor (MN), City of, Minnesota
- 2270. Ramsey (MN), County of, Minnesota
- 2271. Rochester (MN), City of, Minnesota
- 2272. Roseau (MN), County of, Minnesota
- 2273. Saint Paul (MN), City of, Minnesota
- 2274. Sibley (MN), County of, Minnesota
- 2275. St. Louis (MN), County of, Minnesota
- 2276. Steele (MN), County of, Minnesota
- 2277. Waseca (MN), County of, Minnesota
- 2278. Washington (MN), County of, Minnesota
- 2279. Winona (MN), County of, Minnesota
- 2280. Wright (MN), County of, Minnesota

2281. Yellow Medicine (MN), County of, Minnesota
2282. Adams (MS), County of, Mississippi
2283. Amite (MS), County of, Mississippi
2284. Amory (MS), City of, Mississippi
2285. Arcola (MS), Town of, Mississippi
2286. Attala (MS), County of, Mississippi
2287. Benton (MS), County of, Mississippi
2288. Bolivar (MS), County of, Mississippi
2289. Brookhaven (MS), City of, Mississippi
2290. Caledonia (MS), Town of, Mississippi
2291. Carroll (MS), County of, Mississippi
2292. Charleston (MS), City of, Mississippi
2293. Chickasaw (MS), County of, Mississippi
2294. Claiborne (MS), County of, Mississippi
2295. Clarke (MS), County of, Mississippi
2296. Clarksdale (MS), City of, Mississippi
2297. Cleveland (MS), City of, Mississippi
2298. Columbia (MS), City of, Mississippi
2299. Columbus (MS), City of, Mississippi
2300. Community Hospital (MS), Sharkey-Issaquena, Mississippi
2301. Copiah (MS), County of, Mississippi
2302. Covington (MS), County of, Mississippi
2303. DeSoto (MS), County of, Mississippi
2304. Diamondhead (MS), City of, Mississippi
2305. Forrest (MS), County of, Mississippi
2306. Franklin (MS), County of, Mississippi
2307. Gautier (MS), City of, Mississippi
2308. George (MS), County of, Mississippi
2309. Greene (MS), County of, Mississippi
2310. Greenwood (MS), City of, Mississippi
2311. Grenada (MS), City of, Mississippi
2312. Grenada (MS), County of, Mississippi
2313. Gulfport (MS), City of, Mississippi
2314. Hancock (MS), County of, Mississippi
2315. Harrison (MS), County of, Mississippi
2316. Hattiesburg (MS), City of, Mississippi
2317. Hinds (MS), County of, Mississippi
2318. Holly Springs (MS), City of, Mississippi
2319. Holmes (MS), County of, Mississippi
2320. Humphreys (MS), County of, Mississippi
2321. Indianola (MS), City of, Mississippi
2322. Issaquena (MS), County of, Mississippi
2323. Itawamba (MS), County of, Mississippi
2324. Iuka (MS), City of, Mississippi
2325. Jackson (MS), City of, Mississippi
2326. Jackson (MS), County of, Mississippi
2327. Jefferson (MS), County of, Mississippi
2328. Jefferson Davis (MS), County of, Mississippi
2329. Jones (MS), County of, Mississippi
2330. Jonestown (MS), City of, Mississippi
2331. Kemper (MS), County of, Mississippi
2332. Kosciusko (MS), City of, Mississippi
2333. Lafayette (MS), County of, Mississippi
2334. Lauderdale (MS), County of, Mississippi
2335. Laurel (MS), City of, Mississippi
2336. Lawrence (MS), County of, Mississippi
2337. Leakesville (MS), Town of, Mississippi
2338. Lee (MS), County of, Mississippi
2339. Leflore (MS), County of, Mississippi
2340. Lincoln (MS), County of, Mississippi
2341. Long Beach (MS), City of, Mississippi
2342. Lumberton (MS), City of, Mississippi
2343. Madison (MS), County of, Mississippi
2344. Marion (MS), County of, Mississippi
2345. Marshall (MS), County of, Mississippi
2346. McLain (MS), Town of, Mississippi
2347. Memorial Hospital at Gulfport (MS), Mississippi
2348. Meridian (MS), City of, Mississippi
2349. Monroe (MS), County of, Mississippi
2350. Morton (MS), City of, Mississippi
2351. Moss Point (MS), City of, Mississippi
2352. Mound Bayou (MS), City of, Mississippi
2353. Neshoba (MS), County of, Mississippi
2354. Nettleton (MS), City of, Mississippi
2355. New Albany (MS), City of, Mississippi
2356. Ocean Springs (MS), City of, Mississippi
2357. Panola (MS), County of, Mississippi
2358. Pascagoula (MS), City of, Mississippi
2359. Pearl River (MS), County of, Mississippi
2360. Pearl River County Hospital (MS), Mississippi
2361. Perry (MS), County of, Mississippi
2362. Philadelphia (MS), City of, Mississippi
2363. Prentiss (MS), County of, Mississippi
2364. Quitman (MS), City of, Mississippi
2365. Regional Medical Center (MS), South Central, Mississippi
2366. Scott (MS), County of, Mississippi
2367. Shannon (MS), City of, Mississippi
2368. Shubuta (MS), Town of, Mississippi
2369. Starkville (MS), City of, Mississippi
2370. Stone (MS), County of, Mississippi
2371. Summit (MS), Town of, Mississippi
2372. Sunflower (MS), County of, Mississippi
2373. Tallahatchie (MS), County of, Mississippi
2374. Tate (MS), County of, Mississippi
2375. Tippah (MS), County of, Mississippi
2376. Tishomingo (MS), County of, Mississippi
2377. Tunica (MS), County of, Mississippi
2378. Tupelo (MS), City of, Mississippi
2379. Union (MS), County of, Mississippi
2380. Verona (MS), City of, Mississippi

- 2381. Vicksburg (MS), City of, Mississippi
- 2382. Walthall (MS), County of, Mississippi
- 2383. Washington (MS), County of, Mississippi
- 2384. Wayne (MS), County of, Mississippi
- 2385. Waynesboro (MS), City of, Mississippi
- 2386. Webb (MS), City of, Mississippi
- 2387. Wiggins (MS), City of, Mississippi
- 2388. Yalobusha (MS), County of, Mississippi
- 2389. Adair (MO), County of, Missouri
- 2390. Andrew (MO), County of, Missouri
- 2391. Atchison (MO), County of, Missouri
- 2392. Audrain (MO), County of, Missouri
- 2393. Barry (MO), County of, Missouri
- 2394. Barton (MO), County of, Missouri
- 2395. Boone (MO), County of, Missouri
- 2396. Buchanan (MO), County of, Missouri
- 2397. Butler (MO), County of, Missouri
- 2398. Callaway (MO), County of, Missouri
- 2399. Camden (MO), County of, Missouri
- 2400. Cape Girardeau (MO), County of, Missouri
- 2401. Cass (MO), County of, Missouri
- 2402. Chariton (MO), County of, Missouri
- 2403. Christian (MO), County of, Missouri
- 2404. Citizens Memorial Hospital District d/b/a
Citizens Memorial Hospital (MO),
Missouri
- 2405. Clinton (MO), County of, Missouri
- 2406. Cole (MO), County of, Missouri
- 2407. Crawford (MO), County of, Missouri
- 2408. Dade (MO), County of, Missouri
- 2409. DeKalb (MO), County of, Missouri
- 2410. Dent (MO), County of, Missouri
- 2411. Douglas (MO), County of, Missouri
- 2412. Dunklin (MO), County of, Missouri
- 2413. Franklin (MO), County of, Missouri
- 2414. Gasconade (MO), County of, Missouri
- 2415. Greene (MO), County of, Missouri
- 2416. Grundy (MO), County of, Missouri
- 2417. Harrisonville (MO), City of, Missouri
- 2418. Henry (MO), County of, Missouri
- 2419. Hickory (MO), County of, Missouri
- 2420. Howell (MO), County of, Missouri
- 2421. Independence (MO), City of, Missouri
- 2422. Iron (MO), County of, Missouri
- 2423. Jackson (MO), County of, Missouri
- 2424. Jasper (MO), County of, Missouri
- 2425. Jefferson (MO), County of, Missouri
- 2426. Johnson (MO), County of, Missouri
- 2427. Joplin (MO), City of, Missouri
- 2428. Kansas City (MO), City of, Missouri
- 2429. Kinloch (MO), Fire Protection District of
St. Louis County, Missouri
- 2430. Knox (MO), County of, Missouri
- 2431. Lafayette (MO), County of, Missouri
- 2432. Lawrence (MO), County of, Missouri
- 2433. Lewis (MO), County of, Missouri
- 2434. Lincoln (MO), County of, Missouri
- 2435. Livingston (MO), County of, Missouri
- 2436. Madison (MO), County of, Missouri
- 2437. Maries (MO), County of, Missouri
- 2438. McDonald (MO), County of, Missouri
- 2439. Miller (MO), County of, Missouri
- 2440. Moniteau (MO), County of, Missouri
- 2441. Montgomery (MO), County of, Missouri
- 2442. Morgan (MO), County of, Missouri
- 2443. New Madrid (MO), County of, Missouri
- 2444. Nodaway (MO), County of, Missouri
- 2445. Northeast Ambulance (MO), Fire
Protection District of St. Louis County,
Missouri
- 2446. Osage (MO), County of, Missouri
- 2447. Ozark (MO), County of, Missouri
- 2448. Pemiscot (MO), County of, Missouri
- 2449. Perry (MO), County of, Missouri
- 2450. Pettis (MO), County of, Missouri
- 2451. Phelps (MO), County of, Missouri
- 2452. Pike (MO), County of, Missouri
- 2453. Polk (MO), County of, Missouri
- 2454. Pulaski (MO), County of, Missouri
- 2455. Ralls (MO), County of, Missouri
- 2456. Randolph (MO), County of, Missouri
- 2457. Ray (MO), County of, Missouri
- 2458. Reynolds (MO), County of, Missouri
- 2459. Ripley (MO), County of, Missouri
- 2460. Schuyler (MO), County of, Missouri
- 2461. Scott (MO), County of, Missouri
- 2462. Sedalia (MO) City of, Missouri
- 2463. Shannon (MO), County of, Missouri
- 2464. Shelby (MO), County of, Missouri
- 2465. Springfield (MO), City of, Missouri
- 2466. St. Charles (MO), County of, Missouri
- 2467. St. Clair (MO), County of, Missouri
- 2468. St. Francois (MO), County of, Missouri
- 2469. St. Joseph (MO), City of, Missouri
- 2470. St. Louis (MO), City of, Missouri
- 2471. St. Louis (MO), County of, Missouri
- 2472. Ste. Genevieve (MO), County of, Missouri
- 2473. Stone (MO), County of, Missouri
- 2474. Taney (MO), County of, Missouri
- 2475. Texas (MO), County of, Missouri
- 2476. Vernon (MO), County of, Missouri
- 2477. Warren (MO), County of, Missouri
- 2478. Washington (MO), County of, Missouri
- 2479. Webster (MO), County of, Missouri
- 2480. Worth (MO), County of, Missouri
- 2481. Wright (MO), County of, Missouri

2482. Anaconda-Deer Lodge (MT), County of, Montana
2483. Cascade (MT), County of, Montana
2484. Gallatin (MT), County of, Montana
2485. Great Falls (MT), City of, Montana
2486. Lake (MT), County of, Montana
2487. Missoula (MT), City of, Montana
2488. Missoula (MT), County of, Montana
2489. Douglas (NE), County of, Nebraska
2490. Keith (NE), County of, Nebraska
2491. Knox (NE), County of, Nebraska
2492. Lincoln (NE), County of, Nebraska
2493. Sarpy (NE), County of, Nebraska
2494. South Sioux City (NE), City of, Nebraska
2495. Boulder (NV), City of, Nevada
2496. Carson City (NV), Nevada
2497. Central Lyon County Fire Protection District (NV), Nevada
2498. Churchill (NV), County of, Nevada
2499. Clark (NV), County of, Nevada
2500. Douglas (NV), County of, Nevada
2501. Ely (NV), City of, Nevada
2502. Esmeralda (NV), County of, Nevada
2503. Fernley (NV), City of, Nevada
2504. Henderson (NV), City of, Nevada
2505. Humboldt (NV), County of, Nevada
2506. Las Vegas (NV), City of, Nevada
2507. Lincoln (NV), County of, Nevada
2508. Lyon (NV), County of, Nevada
2509. Mesquite (NV), City of, Nevada
2510. Mineral (NV), County of, Nevada
2511. North Las Vegas (NV), City of, Nevada
2512. North Lyon County Fire Protection District (NV), Nevada
2513. Nye (NV), County of, Nevada
2514. Reno (NV), City of, Nevada
2515. Sparks (NV), City of, Nevada
2516. Washoe (NV), County of, Nevada
2517. West Wendover (NV), City of, Nevada
2518. White Pine (NV), County of, Nevada
2519. Belknap (NH), County of, New Hampshire
2520. Belmont (NH), City of, New Hampshire
2521. Berlin (NH), City of, New Hampshire
2522. Board of Education of Goshen School District (NH), New Hampshire
2523. Board of Education of Kearsarge RSU-School Administrative Unit 65 (NH), New Hampshire
2524. Board of Education of Lebanon School District (NH), New Hampshire
2525. Board of Education of Pittsfield School District (NH), New Hampshire
2526. Board of Education of Tamworth School District (NH), New Hampshire
2527. Carroll (NH), County of, New Hampshire
2528. Cheshire (NH), County of, New Hampshire
2529. Claremont (NH), City of, New Hampshire
2530. Concord (NH), City of, New Hampshire
2531. Coos (NH), County of, New Hampshire
2532. Derry (NH), Town of, New Hampshire
2533. Dover (NH), City of, New Hampshire
2534. Franklin (NH), City of, New Hampshire
2535. Grafton (NH), County of, New Hampshire
2536. Hillsborough (NH), County of, New Hampshire
2537. Keene (NH), City of, New Hampshire
2538. Laconia (NH), City of, New Hampshire
2539. Londonderry (NH), Town of, New Hampshire
2540. Manchester (NH), City of, New Hampshire
2541. Merrimack (NH), County of, New Hampshire
2542. Nashua (NH), City of, New Hampshire
2543. Rochester (NH), City of, New Hampshire
2544. Rockingham (NH), County of, New Hampshire
2545. Strafford (NH), County of, New Hampshire
2546. Sullivan (NH), County of, New Hampshire
2547. Atlantic (NJ), County of, New Jersey
2548. Barnegat (NJ), Township of, New Jersey
2549. Bayonne (NJ), City of, New Jersey
2550. Bergen (NJ), County of, New Jersey
2551. Bloomfield (NJ), The Township of, New Jersey
2552. Brick (NJ), Township of, New Jersey
2553. Burlington (NJ), County of, New Jersey
2554. Camden (NJ), County of, New Jersey
2555. Cape May (NJ), County of, New Jersey
2556. Clifton (NJ), City of, New Jersey
2557. Clinton (NJ), Town of, New Jersey
2558. Cumberland (NJ), County of, New Jersey
2559. Elizabeth (NJ), City of, New Jersey
2560. Essex (NJ), County of, New Jersey
2561. Hudson (NJ), County of, New Jersey
2562. Irvington (NJ), Township of, New Jersey
2563. Jersey City (NJ), City of, New Jersey
2564. Monmouth (NJ), County of, New Jersey
2565. Newark (NJ), City of, New Jersey
2566. Ocean (NJ), County of, New Jersey
2567. Paramus (NJ), Borough of, New Jersey
2568. Passaic (NJ), County of, New Jersey
2569. Paterson (NJ), City of, New Jersey
2570. Ridgefield (NJ) Borough of, New Jersey
2571. Saddlebrook (NJ), Township of, New Jersey

- 2572. Sussex (NJ), County of, New Jersey
- 2573. Teaneck (NJ), Township of, New Jersey
- 2574. Trenton (NJ), City of, New Jersey
- 2575. Union (NJ), County of, New Jersey
- 2576. Alamogordo (NM), City of, New Mexico
- 2577. Albuquerque (NM), City of, New Mexico
- 2578. Bernalillo (NM), County of
(Commissioners), New Mexico
- 2579. Catron (NM), County of (Board of
Commissioners), New Mexico
- 2580. Cibola (NM), County of (Board of
Commissioners), New Mexico
- 2581. Colfax (NM), County of (Board of
Commissioners), New Mexico
- 2582. Curry (NM), County of (Board of
Commissioners), New Mexico
- 2583. Dona Ana (NM), County of (Board of
Commissioners), New Mexico
- 2584. Espanola (NM), City of, New Mexico
- 2585. Grant (NM), County of, New Mexico
- 2586. Hidalgo (NM), County of (Board of
Commissioners), New Mexico
- 2587. Hobbs (NM), City of, New Mexico
- 2588. Las Cruces (NM), City of, New Mexico
- 2589. Lea (NM), County of (Board of
Commissioners), New Mexico
- 2590. Lincoln (NM), County of (Board of
Commissioners), New Mexico
- 2591. Luna (NM), County of (Board of
Commissioners), New Mexico
- 2592. McKinley (NM), County of (Board of
Commissioners), New Mexico
- 2593. Mora (NM), County of, New Mexico
- 2594. Otero (NM), County of (Board of
Commissioners), New Mexico
- 2595. Rio Arriba (NM), County of, New Mexico
- 2596. Roosevelt (NM), County of, New Mexico
- 2597. San Juan (NM), County of, New Mexico
- 2598. San Miguel (NM) County of (Board of
Commissioners), New Mexico
- 2599. Sandoval (NM), County of, New Mexico
- 2600. Santa Fe (NM), County of (Board of
Commissioners), New Mexico
- 2601. Sante Fe (NM), City of, New Mexico
- 2602. Sierra (NM), County of (Board of
Commissioners), New Mexico
- 2603. Sorocco (NM), County of (Board of
Commissioners), New Mexico
- 2604. Taos (NM), County of (Board of
Commissioners), New Mexico
- 2605. Union (NM), County of (Board of
Commissioners), New Mexico
- 2606. Valencia (NM), County of (Board of
Commissioners), New Mexico
- 2607. Albany (NY), City of, New York
- 2608. Albany (NY), County of, New York
- 2609. Allegany (NY), County of, New York
- 2610. Amherst (NY), Town of, New York
- 2611. Amityville (NY), Village of, New York
- 2612. Amsterdam (NY), City of, New York
- 2613. Auburn (NY), City of, New York
- 2614. Babylon (NY), Town of, New York
- 2615. Babylon (NY), Village of, New York
- 2616. Bellmore (NY), Fire District of, New York
- 2617. Bellport (NY), Village of, New York
- 2618. Board of Education of Rochester City
School District (NY), New York
- 2619. Brookhaven (NY), Town of, New York
- 2620. Broome (NY), County of, New York
- 2621. Buffalo (NY), City of, New York
- 2622. Cattaraugus (NY), County of, New York
- 2623. Cayuga (NY), County of, New York
- 2624. Centereach (NY), Fire District, New York
- 2625. Centerport (NY), Fire District of, New
York
- 2626. Chautauqua (NY), County of, New York
- 2627. Cheektowaga (NY), Town of, New York
- 2628. Chemung (NY), County of, New York
- 2629. Chenango (NY), County of, New York
- 2630. Clarkstown (NY), Town of, New York
- 2631. Clinton (NY), County of, New York
- 2632. Columbia (NY), County of, New York
- 2633. Cortland (NY) County of, New York
- 2634. Dutchess (NY), County of, New York
- 2635. East Hampton (NY), Village of, New York
- 2636. East Rockaway (NY), Village of, New
York
- 2637. Erie (NY), County of, New York
- 2638. Essex (NY), County of, New York
- 2639. Farmingdale (NY), Village of, New York
- 2640. Floral Park (NY), Village of, New York
- 2641. Franklin (NY), County of, New York
- 2642. Fulton (NY), County of, New York
- 2643. Garden City (NY), Village of, New York
- 2644. Genesee (NY), County of, New York
- 2645. Geneva (NY), City of, New York
- 2646. Great Neck (NY), Village of, New York
- 2647. Greene (NY), County of, New York
- 2648. Greenport (NY), Village of, New York
- 2649. Hamilton (NY), County of, New York
- 2650. Hauppauge (NY), Fire District, New York
- 2651. Haverstraw (NY), Town of, New York
- 2652. Hempstead (NY), Town of, New York
- 2653. Hempstead (NY), Village of, New York
- 2654. Herkimer (NY), County of, New York

2655. Herkimer (NY), Village of, New York
 2656. Hicksville (NY), Water District of, New York
 2657. Huntington (NY), Town of, New York
 2658. Island Park (NY), Village of, New York
 2659. Islandia (NY), Village of, New York
 2660. Islip (NY), Town of, New York
 2661. Islip Terrace (NY), Fire District of, New York
 2662. Ithaca (NY), City of, New York
 2663. Jefferson (NY), County of, New York
 2664. Kingston (NY), City of, New York
 2665. Lackawanna (NY), City of, New York
 2666. Lake Grove (NY), Village of, New York
 2667. Lancaster (NY), Town of, New York
 2668. Lawrence (NY), Village of, New York
 2669. Levittown (NY), Fire District of, New York
 2670. Lewis (NY), County of, New York
 2671. Lindenhurst (NY), Village of, New York
 2672. Livingston (NY), County of, New York
 2673. Lloyd Harbor (NY), Village of, New York
 2674. Long Beach (NY), City of, New York
 2675. Lynbrook (NY), Village of, New York
 2676. Madison (NY), County of, New York
 2677. Massapequa Park (NY), Village of, New York
 2678. Melville (NY), Fire District of, New York
 2679. Merrick Library (NY), New York
 2680. Mill Neck (NY), Village of, New York
 2681. Miller Place (NY), Fire District of, New York
 2682. Millerton (NY), Village of, New York
 2683. Monroe (NY), County of, New York
 2684. Montgomery (NY), County of, New York
 2685. Mount Sinai (NY), Fire District of, New York
 2686. Mount Vernon (NY), City of, New York
 2687. Nassau (NY), County of, New York
 2688. Nesconset (NY), Fire District of, New York
 2689. New Hyde Park (NY), Village of, New York
 2690. New York (NY), City of, New York
 2691. Niagara (NY), County of, New York
 2692. Nissequogue (NY), Village of, New York
 2693. North Hempstead (NY), Town of, New York
 2694. North Merrick (NY), Fire District of, New York
 2695. North Patchogue (NY), Fire District of, New York
 2696. Northport (NY), Village of, New York
 2697. Ogdensburg (NY), City of, New York
 2698. Old Westbury (NY), Village of, New York
 2699. Oneida (NY), County of, New York
 2700. Onondaga (NY), County of, New York
 2701. Ontario (NY), County of, New York
 2702. Orange (NY), County of, New York
 2703. Orangetown (NY), Town of, New York
 2704. Orleans (NY) County of, New York
 2705. Oswego (NY), County of, New York
 2706. Otsego (NY), County of, New York
 2707. Oyster Bay (NY), Town of, New York
 2708. Patchogue (NY), Village of, New York
 2709. Plainview - Old Bethpage Public Library (NY), New York
 2710. Plattsburgh (NY), City of, New York
 2711. Poquott (NY), Village of, New York
 2712. Port Washington (NY), Water District of, New York
 2713. Port Washington North (NY), Village of, New York
 2714. Poughkeepsie (NY), City of, New York
 2715. Poughkeepsie (NY), Town of, New York
 2716. Putnam (NY), County of, New York
 2717. Ramapo (NY), Town of, New York
 2718. Rensselaer (NY), County of, New York
 2719. Ridge (NY), Fire District of, New York
 2720. Riverhead (NY), Town of, New York
 2721. Rochester (NY), City of, New York
 2722. Rockland (NY), County of, New York
 2723. Rockville Centre Public Library (NY), New York
 2724. Rome (NY), City of, New York
 2725. Rosalyn (NY) Water District, New York
 2726. Saltaire (NY), Village of, New York
 2727. Saratoga (NY), County of, New York
 2728. Saratoga Springs (NY), City of, New York
 2729. Schenectady (NY), City of, New York
 2730. Schenectady (NY), County of, New York
 2731. Schoharie (NY), County of, New York
 2732. Schuyler (NY), County of, New York
 2733. Seneca (NY), County of, New York
 2734. Smithtown (NY), Fire District of, New York
 2735. Smithtown (NY), Town of, New York
 2736. South Farmingdale (NY), Fire District of, New York
 2737. Southampton (NY), Town of, New York
 2738. Southold (NY), Town of, New York
 2739. St James (NY), Fire District, New York
 2740. St. Lawrence (NY), County of, New York
 2741. Steuben (NY), County of, New York
 2742. Stewart Manor (NY), Village of, New York

2743. Stony Brook (NY), Fire District of, New York
2744. Stony Point (NY), Town of, New York
2745. Suffern (NY), Village of, New York
2746. Suffolk (NY), County of, New York
2747. Sullivan (NY), County of, New York
2748. Syracuse (NY), City of, New York
2749. The Branch (NY), Village of, New York
2750. Tioga (NY), County of, New York
2751. Tompkins (NY), County of, New York
2752. Tonawanda (NY), Town of, New York
2753. Troy (NY), City of, New York
2754. Ulster (NY), County of, New York
2755. Uniondale (NY), Fire District of, New York
2756. Utica (NY), City of, New York
2757. Valley Stream (NY), Village of, New York
2758. Wappinger (NY), Town of, New York
2759. Wappingers Falls (NY), Village of, New York
2760. Warren (NY), County of, New York
2761. Washington (NY), County of, New York
2762. West Hampton Dunes (NY), Village of, New York
2763. West Haverstraw (NY), Village of, New York
2764. West Hempstead (NY) Public Library, New York
2765. Westbury (NY), Village of, New York
2766. Westchester (NY), County of, New York
2767. Wyoming (NY), County of, New York
2768. Yates (NY) County of, New York
2769. Yonkers (NY), City of, New York
2770. Alamance (NC), County of, North Carolina
2771. Alexander (NC), County of, North Carolina
2772. Alleghany (NC), County of, North Carolina
2773. Anson (NC), County of, North Carolina
2774. Ashe (NC), County of, North Carolina
2775. Beaufort (NC), County of, North Carolina
2776. Bertie (NC), County of, North Carolina
2777. Bladen (NC), County of, North Carolina
2778. Brunswick (NC), County of, North Carolina
2779. Buncombe (NC), County of, North Carolina
2780. Burke (NC), County of, North Carolina
2781. Cabarrus (NC), County of, North Carolina
2782. Caldwell (NC), County of, North Carolina
2783. Camden (NC), County of, North Carolina
2784. Canton (NC), City of, North Carolina
2785. Carteret (NC), County of, North Carolina
2786. Caswell (NC), County of, North Carolina
2787. Catawba (NC), County of, North Carolina
2788. Chatham (NC), County of, North Carolina
2789. Cherokee (NC), County of, North Carolina
2790. Chowan (NC), County of, North Carolina
2791. Cleveland (NC), County of, North Carolina
2792. Columbus (NC), County of, North Carolina
2793. Craven (NC), County of, North Carolina
2794. Cumberland (NC), County of, North Carolina
2795. Currituck (NC), County of, North Carolina
2796. Dare (NC), County of, North Carolina
2797. Davidson (NC), County of, North Carolina
2798. Davie (NC), County of, North Carolina
2799. Duplin (NC), County of, North Carolina
2800. Durham (NC), County of, North Carolina
2801. Fayetteville (NC), City Of, North Carolina
2802. Forsyth (NC), County of, North Carolina
2803. Franklin (NC), County of, North Carolina
2804. Gaston (NC), County of, North Carolina
2805. Granville (NC), County of, North Carolina
2806. Greene (NC), County of, North Carolina
2807. Greensboro (NC), City of, North Carolina
2808. Guilford (NC), County of, North Carolina
2809. Halifax (NC), County of, North Carolina
2810. Haywood (NC), County of, North Carolina
2811. Henderson (NC), City of, North Carolina
2812. Hickory (NC), City of, North Carolina
2813. Iredell (NC) County of, North Carolina
2814. Jacksonville (NC), City of, North Carolina
2815. Jones (NC), County of, North Carolina
2816. Lee (NC), County of, North Carolina
2817. Lenoir (NC), County of, North Carolina
2818. Lincoln (NC), County of, North Carolina
2819. Madison (NC), County of, North Carolina
2820. Martin (NC), County of, North Carolina
2821. McDowell (NC), County of, North Carolina
2822. Mecklenburg (NC), County of, North Carolina
2823. Mitchell (NC), County of, North Carolina
2824. Moore (NC), County of, North Carolina
2825. New Hanover (NC), County of, North Carolina
2826. Onslow (NC), County of, North Carolina
2827. Orange (NC), County of, North Carolina
2828. Pamlico (NC), County of, North Carolina
2829. Pasquotank (NC), County of, North Carolina
2830. Person (NC), County of, North Carolina
2831. Pitt (NC), County of, North Carolina
2832. Polk (NC), County of, North Carolina
2833. Randolph (NC), County of, North Carolina
2834. Richmond (NC), County of, North Carolina
2835. Robeson (NC), County of, North Carolina

2836. Rockingham (NC), County of, North Carolina
2837. Rowan (NC), County of, North Carolina
2838. Rutherford (NC), County of, North Carolina
2839. Sampson (NC), County of, North Carolina
2840. Scotland (NC), County of, North Carolina
2841. Stokes (NC), County of, North Carolina
2842. Surry (NC), County of, North Carolina
2843. Tyrrell (NC), County of, North Carolina
2844. Vance (NC), County of, North Carolina
2845. Warren (NC), County of, North Carolina
2846. Washington (NC), County of, North Carolina
2847. Watauga (NC), County of, North Carolina
2848. Wayne (NC), County of, North Carolina
2849. Wilkes (NC), County of, North Carolina
2850. Wilmington (NC), City of, North Carolina
2851. Winston-Salem (NC), City of, North Carolina
2852. Yadkin (NC), County of, North Carolina
2853. Yancey (NC), County of, North Carolina
2854. Barnes (ND), County of, North Dakota
2855. Benson (ND), County of, North Dakota
2856. Bismarck (ND), City of, North Dakota
2857. Burleigh (ND), County of, North Dakota
2858. Cass (ND), County of, North Dakota
2859. Devils Lake (ND), City of, North Dakota
2860. Dickey (ND), County of, North Dakota
2861. Dunn (ND), County of, North Dakota
2862. Eddy (ND), County of, North Dakota
2863. Fargo (ND), City of, North Dakota
2864. Foster (ND), County of, North Dakota
2865. Grand Forks (ND), City of, North Dakota
2866. Grand Forks (ND), County of, North Dakota
2867. Lamoure (ND), County of, North Dakota
2868. Lisbon (ND), City of, North Dakota
2869. McKenzie (ND), County of, North Dakota
2870. McLean (ND), County of, North Dakota
2871. Mercer (ND), County of, North Dakota
2872. Mountrail (ND), County of, North Dakota
2873. Pembina (ND), County of, North Dakota
2874. Pierce (ND), County of, North Dakota
2875. Ramsey (ND), County of, North Dakota
2876. Ransom (ND), County of, North Dakota
2877. Richland (ND), County of, North Dakota
2878. Rolette (ND), County of, North Dakota
2879. Sargent (ND), County of, North Dakota
2880. Stark (ND), County of, North Dakota
2881. Towner (ND), County of, North Dakota
2882. Walsh (ND), County of, North Dakota
2883. Ward (ND), County of, North Dakota
2884. Wells (ND), County of, North Dakota
2885. Williams (ND), County of, North Dakota
2886. Adams (OH), County of (Board of Commissioners), Ohio
2887. Akron (OH), City of, Ohio
2888. Allen (OH), County of (Board of Commissioners), Ohio
2889. Alliance (OH), City of, Ohio
2890. Ashland (OH), City of, Ohio
2891. Ashland (OH), County of (Board of Commissioners), Ohio
2892. Ashtabula (OH), County of, Ohio
2893. Athens (OH), County of (Board of Commissioners), Ohio
2894. Auglaize (OH), County of (Board of Commissioners), Ohio
2895. Aurora (OH), City of, Ohio
2896. Barberton (OH), City of, Ohio
2897. Belmont (OH), County of (Board of Commissioners), Ohio
2898. Boston (OH), Township of, Ohio
2899. Boston Heights (OH), Village of, Ohio
2900. Broadview Heights (OH), City of, Ohio
2901. Brooklyn Heights (OH), Village of, Ohio
2902. Brown (OH), County of (Board of Commissioners), Ohio
2903. Brunswick (OH), City of, Ohio
2904. Butler (OH), County of (Board of Commissioners), Ohio
2905. Canton (OH), City of, Ohio
2906. Carroll (OH), County of (Board of Commissioners), Ohio
2907. Champaign (OH), County of (Board of Commissioners), Ohio
2908. Cincinnati (OH), City of, Ohio
2909. Clermont (OH), County of (Board of Commissioners), Ohio
2910. Cleveland (OH), City of, Ohio
2911. Clinton (OH), County of (Board of Commissioners), Ohio
2912. Clinton (OH), Village of, Ohio
2913. Columbiana (OH), County of (Board of Commissioners), Ohio
2914. Columbus (OH), City of, Ohio
2915. Copley (OH), Township of, Ohio
2916. Coshocton (OH), County of (Board of Commissioners), Ohio
2917. Coventry (OH), Township of, Ohio
2918. Crawford (OH), County of (Board of Commissioners), Ohio
2919. Cuyahoga Falls (OH), City of, Ohio
2920. Darke (OH), County of (Commissioners), Ohio

- 2921. Dayton (OH), City of, Ohio
- 2922. Delaware (OH), County of (Board of Commissioners), Ohio
- 2923. East Cleveland (OH), City of, Ohio
- 2924. Elyria (OH), City of, Ohio
- 2925. Erie (OH), County of (Board of Commissioners), Ohio
- 2926. Euclid (OH), City of, Ohio
- 2927. Fairfield (OH), City of, Ohio
- 2928. Fairfield (OH), County of (Board of Commissioners), Ohio
- 2929. Fairlawn (OH), City of, Ohio
- 2930. Fayette (OH), County of, Ohio
- 2931. Findlay (OH), City of, Ohio
- 2932. Fostoria (OH), City of, Ohio
- 2933. Franklin (OH), County of (Board of Commissioners), Ohio
- 2934. Fulton (OH), County of (Board of Commissioners), Ohio
- 2935. Gallia (OH), County of (Board of Commissioners), Ohio
- 2936. Garfield Heights (OH), City of, Ohio
- 2937. Geauga (OH), County of (Commissioners), Ohio
- 2938. Green (OH), City of, Ohio
- 2939. Guernsey (OH), County of (Board of Commissioners), Ohio
- 2940. Hamilton (OH), City of, Ohio
- 2941. Hamilton (OH), County of (Board of Commissioners), Ohio
- 2942. Hancock (OH), County of (Board of Commissioners), Ohio
- 2943. Harrison (OH), County of (Commissioners), Ohio
- 2944. Hocking (OH), County of (Board of Commissioners), Ohio
- 2945. Huron (OH), City of, Ohio
- 2946. Huron (OH), County of (Board of Commissioners), Ohio
- 2947. Ironton (OH), City of, Ohio
- 2948. Jackson (OH), County of (Board of Commissioners), Ohio
- 2949. Jefferson (OH), County of, Ohio
- 2950. Kent (OH), City of, Ohio
- 2951. Knox (OH), County of (Board of Commissioners), Ohio
- 2952. Lake (OH), County of, Ohio
- 2953. Lakemore (OH), Village of, Ohio
- 2954. Lakewood (OH), City of, Ohio
- 2955. Lawrence (OH), County of (Board of Commissioners), Ohio
- 2956. Lebanon (OH), City of, Ohio
- 2957. Licking (OH), County (Board of Commissioners), Ohio
- 2958. Lima (OH), City of, Ohio
- 2959. Logan (OH), County of (Board of Commissioners), Ohio
- 2960. Lorain (OH), City of, Ohio
- 2961. Lorain (OH), County of, Ohio
- 2962. Lucas (OH), County of (Board of Commissioners), Ohio
- 2963. Lucas County Children Services Board of Trustees (OH), Ohio
- 2964. Lyndhurst (OH), City of, Ohio
- 2965. Macedonia (OH), City of, Ohio
- 2966. Mansfield (OH), City of, Ohio
- 2967. Marietta (OH), City of, Ohio
- 2968. Marion (OH), County of, Ohio
- 2969. Massillon (OH), City of, Ohio
- 2970. Mayfield Heights (OH), City of, Ohio
- 2971. Medina (OH), County of, Ohio
- 2972. Meigs (OH), County of, Ohio
- 2973. Mental Health & Recovery Services Board of Allen, Auglaize, and Hardin Counties (OH), Ohio
- 2974. Mental Health & Recovery Services Board of Lucas County (OH), Ohio
- 2975. Mercer (OH), County of (Board of Commissioners), Ohio
- 2976. Miami (OH), County of (Board of Commissioners), Ohio
- 2977. Middletown (OH), City of, Ohio
- 2978. Mogadore (OH), Village of, Ohio
- 2979. Monroe (OH), County of (Board of Commissioners), Ohio
- 2980. Montgomery (OH), County of (Board of Commissioners), Ohio
- 2981. Morrow (OH), County of (Board of Commissioners), Ohio
- 2982. Munroe Falls (OH), City of, Ohio
- 2983. Muskingum (OH), County of (Board of Commissioners), Ohio
- 2984. New Franklin (OH), City of, Ohio
- 2985. Newburgh Heights (OH), Village of, Ohio
- 2986. Noble (OH), County of (Commissioners), Ohio
- 2987. North Olmsted (OH), City of, Ohio
- 2988. North Ridgeville (OH), City of, Ohio
- 2989. North Royalton (OH), City of, Ohio
- 2990. Norton (OH), City of, Ohio
- 2991. Norwalk (OH), City of, Ohio
- 2992. Olmsted Falls (OH), City of, Ohio
- 2993. Ottawa (OH), County of (Board of Commissioners), Ohio
- 2994. Painesville (OH), Township of, Ohio

- 2995. Parma (OH), City of, Ohio
- 2996. Parma Heights (OH), City of, Ohio
- 2997. Peninsula (OH), Village of, Ohio
- 2998. Perry (OH), County of (Board of Commissioners), Ohio
- 2999. Pike (OH), County of (Board), Ohio
- 3000. Portage (OH), County of, Ohio
- 3001. Portsmouth (OH), City of, Ohio
- 3002. Ravenna (OH), City of, Ohio
- 3003. Richfield (OH), Village of, Ohio
- 3004. Richland (OH), County Children's Services of, Ohio
- 3005. Ross (OH), County of, Ohio
- 3006. Sandusky (OH), City of, Ohio
- 3007. Sandusky (OH), County of (Commissioners), Ohio
- 3008. Scioto (OH), County of (Board of Commissioners), Ohio
- 3009. Seneca (OH), County of (Board of Commissioners), Ohio
- 3010. Seven Hills (OH), City of, Ohio
- 3011. Shelby (OH), County of (Board of Commissioners), Ohio
- 3012. Silver Lake (OH), Village of, Ohio
- 3013. Springfield (OH), Township of, Ohio
- 3014. St. Marys (OH), City of, Ohio
- 3015. Stark (OH), County of, Ohio
- 3016. Stow (OH), City of, Ohio
- 3017. Strongsville (OH), City of, Ohio
- 3018. Tallmadge (OH), City of, Ohio
- 3019. Toledo (OH), City of, Ohio
- 3020. Trumbull (OH), County of, Ohio
- 3021. Tuscarawas (OH), County of, Ohio
- 3022. Valley Fire District (OH), Ohio
- 3023. Van Wert (OH), City of, Ohio
- 3024. Van Wert (OH), County of (Board of Commissioners), Ohio
- 3025. Vinton County (OH), County of (Board of Commissioners), Ohio
- 3026. Warren (OH), City of, Ohio
- 3027. Warrensville Heights (OH), City of, Ohio
- 3028. Washington (OH), County of, Ohio
- 3029. Wayne (OH), County of (Board of Commissioners), Ohio
- 3030. Wickliffe (OH), City of, Ohio
- 3031. Williams (OH), County of (Commissioners), Ohio
- 3032. Wyandot (OH), County of (Board of Commissioners), Ohio
- 3033. Youngstown (OH), City of, Ohio
- 3034. Ada, (OK), City of, Oklahoma
- 3035. Altus (OK), City of, Oklahoma
- 3036. Anadarko (OK), City of, Oklahoma
- 3037. Atoka (OK), County of (Board of Commissioners), Oklahoma
- 3038. Beckham (OK), County of (Board of Commissioners), Oklahoma
- 3039. Bethany (OK), City of, Oklahoma
- 3040. Broken Arrow (OK), City of, Oklahoma
- 3041. Burns Flat (OK), Town of, Oklahoma
- 3042. Caddo (OK), County of (Board of Commissioners), Oklahoma
- 3043. Choctaw (OK), County of (Board of Commissioners), Oklahoma
- 3044. Cimarron (OK), County of (Board of Commissioners), Oklahoma
- 3045. Cleveland (OK), County of (Board of Commissioners), Oklahoma
- 3046. Coal (OK), County of (Board of Commissioners), Oklahoma
- 3047. Comanche (OK), County of (Board of Commissioners), Oklahoma
- 3048. Craig (OK), County of (County Commission), Oklahoma
- 3049. Creek (OK), County of (County Commission), Oklahoma
- 3050. Custer (OK), County of (Board of Commissioners), Oklahoma
- 3051. Delaware (OK), County of (Board of Commissioners), Oklahoma
- 3052. Dewey County (OK), County of (Board of Commissioners), Oklahoma
- 3053. Edmond (OK), City of, Oklahoma
- 3054. El Reno (OK), City of, Oklahoma
- 3055. Elk City (OK), City of, Oklahoma
- 3056. Enid (OK), City of, Oklahoma
- 3057. Garvin (OK), County of (Board of Commissioners), Oklahoma
- 3058. Grady (OK), County of (Board of Commissioners), Oklahoma
- 3059. Greer (OK), County of (Board of Commissioners), Oklahoma
- 3060. Guthrie (OK), City of, Oklahoma
- 3061. Harmon (OK), County of (Board of Commissioners), Oklahoma
- 3062. Harper County (OK), County of (Board of Commissioners), Oklahoma
- 3063. Haskell County (OK), County of (Board of Commissioners), Oklahoma
- 3064. Hughes (OK), County of (Board of Commissioners), Oklahoma
- 3065. Jackson (OK), County of (Board of Commissioners), Oklahoma
- 3066. Jefferson (OK), County of (Board of Commissioners), Oklahoma
- 3067. Jenks (OK), City of, Oklahoma

- 3068. Johnston County (OK), County of (Board of Commissioners), Oklahoma
- 3069. Kay (OK), County of (Commissioners), Oklahoma
- 3070. Kiowa (OK), County of (Board of Commissioners), Oklahoma
- 3071. Latimer (OK), County of (Board of Commissioners), Oklahoma
- 3072. Lawton (OK), City of, Oklahoma
- 3073. Le Flore (OK), County of (Board of Commissioners), Oklahoma
- 3074. Lincoln (OK), County of (Board of Commissioners), Oklahoma
- 3075. Logan County (OK), County of (Board of Commissioners), Oklahoma
- 3076. Love County (OK), County of (Board of Commissioners), Oklahoma
- 3077. Major County (OK), County of (Board of Commissioners), Oklahoma
- 3078. Mayes (OK), County of (County Commission), Oklahoma
- 3079. McClain (OK), County of (Board of Commissioners), Oklahoma
- 3080. McCurtain (OK), County of (Board of Commissioners), Oklahoma
- 3081. Midwest City (OK), City of, Oklahoma
- 3082. Muskogee (OK), City of, Oklahoma
- 3083. Muskogee (OK), County of (Board of Commissioners), Oklahoma
- 3084. Mustang (OK), City of, Oklahoma
- 3085. Noble (OK), County of (Commissioners), Oklahoma
- 3086. Nowata (OK), County of, Oklahoma
- 3087. Okfuskee (OK), County of (Board of Commissioners), Oklahoma
- 3088. Oklahoma (OK), County of (Board of Commissioners), Oklahoma
- 3089. Oklahoma City (OK), City of, Oklahoma
- 3090. Okmulgee (OK), County of (County Commission), Oklahoma
- 3091. Osage County (OK), County of (Board of Commissioners), Oklahoma
- 3092. Ottawa (OK), County of (Board of Commissioners), Oklahoma
- 3093. Owasso (OK), City of, Oklahoma
- 3094. Pawnee (OK), County of (Board of Commissioners), Oklahoma
- 3095. Payne (OK), County of (County Commission), Oklahoma
- 3096. Pittsburg (OK), County of (Board of Commissioners), Oklahoma
- 3097. Ponca City (OK), City of, Oklahoma
- 3098. Pottawatomie (OK), County of (Board of Commissioners), Oklahoma
- 3099. Roger Mills (OK), County of (Board of Commissioners), Oklahoma
- 3100. Rogers (OK), County of (County Commission), Oklahoma
- 3101. Seminole (OK), City of, Oklahoma
- 3102. Seminole (OK), County of (Board of Commissioners), Oklahoma
- 3103. Shawnee (OK), City of, Oklahoma
- 3104. Stephens (OK), County of (Board of Commissioners), Oklahoma
- 3105. Stillwater (OK), City of, Oklahoma
- 3106. Texas (OK), County of (Board of Commissioners), Oklahoma
- 3107. Tillman (OK), County of (Board of Commissioners), Oklahoma
- 3108. Tulsa (OK), City of, Oklahoma
- 3109. Tulsa (OK), County of (Board of Commissioners), Oklahoma
- 3110. Washington (OK), County of (County Commission), Oklahoma
- 3111. Woods County (OK), County of (Board of Commissioners), Oklahoma
- 3112. Woodward (OK), County of (Board of Commissioners), Oklahoma
- 3113. Yukon (OK), City of, Oklahoma
- 3114. Clackamas (OR), County of, Oregon
- 3115. Clatsop (OR), County of, Oregon
- 3116. Columbia (OR), County of, Oregon
- 3117. Coos (OR), County of, Oregon
- 3118. Curry (OR), County of, Oregon
- 3119. Jackson (OR), County of, Oregon
- 3120. Josephine (OR), County of, Oregon
- 3121. Lane (OR), County of, Oregon
- 3122. Multnomah (OR), County of, Oregon
- 3123. Portland (OR), City of, Oregon
- 3124. Washington (OR), County of, Oregon
- 3125. Yamhill (OR), County of, Oregon
- 3126. Adams (PA), County of, Pennsylvania
- 3127. Aliquippa (PA), City of, Pennsylvania
- 3128. Allegheny, (PA), County of, Pennsylvania
- 3129. Allentown (PA), City of, Pennsylvania
- 3130. Armstrong (PA), County of, Pennsylvania
- 3131. Beaver (PA), County of, Pennsylvania
- 3132. Bedford (PA), County of, Pennsylvania
- 3133. Bensalem (PA), Township of, Pennsylvania
- 3134. Berks (PA) County of (District Attorney John Adams), Pennsylvania
- 3135. Bradford (PA), County of, Pennsylvania
- 3136. Bristol (PA), Township, Pennsylvania
- 3137. Bucks (PA), County of, Pennsylvania
- 3138. Cambria (PA), County of, Pennsylvania

- 3139. Carbon (PA), County of, Pennsylvania
- 3140. Chester (PA), County of, Pennsylvania
- 3141. Clarion (PA), County of, Pennsylvania
- 3142. Clearfield (PA), County of, Pennsylvania
- 3143. Clinton (PA), County of, Pennsylvania
- 3144. Coatesville (PA), City of, Pennsylvania
- 3145. Columbia (PA), County of, Pennsylvania
- 3146. Cumberland (PA), County of, Pennsylvania
- 3147. Dauphin (PA) County, of (District Attorney Francis Chardo), Pennsylvania
- 3148. Delaware (PA), County of, Pennsylvania
- 3149. Edwardsville (PA), Borough of, Pennsylvania
- 3150. Erie (PA), County of, Pennsylvania
- 3151. Exeter (PA), Borough of, Pennsylvania
- 3152. Fairview (PA), Township of, Pennsylvania
- 3153. Fayette (PA), County of, Pennsylvania
- 3154. Forty Fort (PA), Borough of, Pennsylvania
- 3155. Franklin (PA), County of, Pennsylvania
- 3156. Greene (PA), County of, Pennsylvania
- 3157. Hanover (PA), Township of, Pennsylvania
- 3158. Hazleton (PA), City of, Pennsylvania
- 3159. Huntingdon (PA), County of, Pennsylvania
- 3160. Indiana (PA), County of, Pennsylvania
- 3161. Kingston (PA), Borough of, Pennsylvania
- 3162. Lackawanna (PA), County of, Pennsylvania
- 3163. Lawrence (PA), County of, Pennsylvania
- 3164. Lehigh (PA), County of, Pennsylvania
- 3165. Lock Haven (PA), City of, Pennsylvania
- 3166. Lower Makefield (PA), Township of, Pennsylvania
- 3167. Lower Southampton (PA), Township of, Pennsylvania
- 3168. Luzerne (PA), County of, Pennsylvania
- 3169. Lycoming (PA), County of, Pennsylvania
- 3170. Mercer (PA), County of, Pennsylvania
- 3171. Middletown (PA), Township of, Pennsylvania
- 3172. Monroe (PA), County of, Pennsylvania
- 3173. Morrisville (PA), Borough of, Pennsylvania
- 3174. Nanticoke (PA), City of, Pennsylvania
- 3175. New Castle (PA), City of, Pennsylvania
- 3176. Newtown (PA), Township of, Pennsylvania
- 3177. Norristown (PA), Municipality of, Pennsylvania
- 3178. Northampton (PA) County of (District Attorney Terence Houck), Pennsylvania
- 3179. Northumberland (PA), County of, Pennsylvania
- 3180. Philadelphia (PA), City of, Pennsylvania
- 3181. Pike (PA), County of, Pennsylvania
- 3182. Pittsburgh (PA), City of, Pennsylvania
- 3183. Plains (PA), Township, Pennsylvania
- 3184. Schuylkill (PA), County of, Pennsylvania
- 3185. Sugar Notch (PA), Borough, Pennsylvania
- 3186. Tioga (PA), County of, Pennsylvania
- 3187. Union (PA), Township of, Pennsylvania
- 3188. Warminster (PA), Township of, Pennsylvania
- 3189. Warrington (PA), Township of, Pennsylvania
- 3190. Washington (PA), County of, Pennsylvania
- 3191. West Norriton (PA), Township of, Pennsylvania
- 3192. West Pittston (PA), Borough of, Pennsylvania
- 3193. Westmoreland (PA), County of, Pennsylvania
- 3194. Wilkes-Barre (PA), City of, Pennsylvania
- 3195. Wilkes-Barre (PA), Township, Pennsylvania
- 3196. Wright (PA), Township of, Pennsylvania
- 3197. Wyoming (PA), Borough of, Pennsylvania
- 3198. Wyoming (PA), County of, Pennsylvania
- 3199. York (PA), County of, Pennsylvania
- 3200. Adjuntas (PR), Municipality of, Puerto Rico
- 3201. Arroyo (PR), Municipality of, Puerto Rico
- 3202. Barceloneta (PR), Municipality of, Puerto Rico
- 3203. Bayamon (PR), Municipality of, Puerto Rico
- 3204. Caguas (PR), Municipality of, Puerto Rico
- 3205. Canovanas Puerto Rico (PR), Municipality of, Puerto Rico
- 3206. Catano (PR), Municipality of, Puerto Rico
- 3207. Cayey (PR), Municipality of, Puerto Rico
- 3208. Ceiba (PR), Municipality of, Puerto Rico
- 3209. Cidra (PR), Municipality of, Puerto Rico
- 3210. Coamo (PR), Municipality of, Puerto Rico
- 3211. Guayanilla (PR), Municipality of, Puerto Rico
- 3212. Isla de Vieques (PR), Municipality of, Puerto Rico
- 3213. Juncos (PR), Municipality of, Puerto Rico
- 3214. Loiza (PR), Municipality of, Puerto Rico
- 3215. Rio Grande (PR), Municipality of, Puerto Rico
- 3216. Sabana Grande (PR), Municipality of, Puerto Rico
- 3217. San Juan (PR), Municipality of, Puerto Rico
- 3218. Vega Alta (PR), Municipality of, Puerto Rico

3219. Villalba (PR), Municipality of, Puerto Rico
3220. Yabucoa (PR), Municipality of, Puerto Rico
3221. Barrington (RI), Town of, Rhode Island
3222. Bristol (RI), Town of, Rhode Island
3223. Burrillville (RI), Town of, Rhode Island
3224. Central Falls (RI), City of, Rhode Island
3225. Charlestown (RI), Town of, Rhode Island
3226. Coventry (RI), Town of, Rhode Island
3227. Cranston (RI), City of, Rhode Island
3228. Cumberland (RI), Town of, Rhode Island
3229. East Greenwich (RI), Town of, Rhode Island
3230. East Providence (RI), City of, Rhode Island
3231. Foster (RI), Town of, Rhode Island
3232. Glocester (RI), Town of, Rhode Island
3233. Hopkinton (RI), Town of, Rhode Island
3234. Jamestown (RI), Town of, Rhode Island
3235. Johnston (RI), Town of, Rhode Island
3236. Middletown (RI), Town of, Rhode Island
3237. Narragansett (RI), Town of, Rhode Island
3238. Newport (RI), City of, Rhode Island
3239. North Kingstown (RI), Town of, Rhode Island
3240. North Providence (RI), Town of, Rhode Island
3241. Pawtucket (RI), City of, Rhode Island
3242. Portsmouth (RI), Town of, Rhode Island
3243. Providence (RI), City of, Rhode Island
3244. Richmond (RI), Town of, Rhode Island
3245. Scituate (RI), Town of, Rhode Island
3246. Smithfield (RI), Town of, Rhode Island
3247. South Kingstown (RI), Town of, Rhode Island
3248. Warren (RI), Town of, Rhode Island
3249. Warwick (RI), City of, Rhode Island
3250. West Greenwich (RI), Town of, Rhode Island
3251. West Warwick (RI), Town of, Rhode Island
3252. Westerly (RI), Town of, Rhode Island
3253. Woonsocket (RI), City of, Rhode Island
3254. Abbeville (SC), County of, South Carolina
3255. Aiken (SC), County of, South Carolina
3256. Allendale (SC), County of, South Carolina
3257. Anderson (SC), County of, South Carolina
3258. Bamberg (SC), County of, South Carolina
3259. Barnwell (SC), County of, South Carolina
3260. Beaufort (SC), County of, South Carolina
3261. Berkeley (SC), County of, South Carolina
3262. Calhoun (SC), County of, South Carolina
3263. Charleston (SC), City of, South Carolina
3264. Charleston (SC), County of, South Carolina
3265. Cherokee (SC), County of, South Carolina
3266. Chester (SC), City of, South Carolina
3267. Chester (SC), County of, South Carolina
3268. Chesterfield (SC), County of, South Carolina
3269. Clarendon (SC), County of, South Carolina
3270. Colleton (SC), County of, South Carolina
3271. Columbia (SC), City of, South Carolina
3272. Dillon (SC), County of, South Carolina
3273. Dorchester (SC), County of, South Carolina
3274. Edgefield (SC), County of, South Carolina
3275. Fairfield (SC) County of, South Carolina
3276. Florence (SC), County of, South Carolina
3277. Georgetown (SC), City of, South Carolina
3278. Georgetown (SC), County of, South Carolina
3279. Greenville (SC), County of, South Carolina
3280. Greenwood (SC), County of, South Carolina
3281. Hampton (SC), County of, South Carolina
3282. Horry (SC), County of, South Carolina
3283. Jasper (SC), County of, South Carolina
3284. Kershaw (SC) County Hospital Board, South Carolina
3285. Kershaw (SC), County of, South Carolina
3286. Lancaster (SC), County of, South Carolina
3287. Laurens (SC), County of, South Carolina
3288. Lee (SC), County of, South Carolina
3289. Lexington County (SC), South Carolina
3290. Marion (SC), County of, South Carolina
3291. Marlboro (SC), County of, South Carolina
3292. McCormick (SC), County of, South Carolina
3293. Mt. Pleasant (SC), Town of, South Carolina
3294. Myrtle Beach (SC), City of, South Carolina
3295. Newberry (SC), County of, South Carolina
3296. North Charleston (SC), City of, South Carolina
3297. Oconee (SC), County of, South Carolina
3298. Orangeburg (SC), City of, South Carolina
3299. Orangeburg (SC), County of, South Carolina
3300. Pickens (SC) County of, South Carolina
3301. Richland (SC), County of, South Carolina
3302. Saluda (SC), County of, South Carolina
3303. Spartanburg (SC), County of, South Carolina
3304. Summerville (SC), Town of, South Carolina
3305. Sumter (SC), County of, South Carolina
3306. Union (SC), County of, South Carolina

- 3307. Williamsburg (SC) County of, South Carolina
- 3308. York (SC), County of, South Carolina
- 3309. Pennington (SD), County of, South Dakota
- 3310. Alexandria (TN), Town of, Tennessee
- 3311. Algood (TN), City of, Tennessee
- 3312. Ardmore (TN), City of, Tennessee
- 3313. Arlington (TN), Town of, Tennessee
- 3314. Auburntown (TN), Town of, Tennessee
- 3315. Baxter (TN), Town of, Tennessee
- 3316. Bedford (TN), County of, Tennessee
- 3317. Bell Buckle (TN), Town of, Tennessee
- 3318. Blount (TN), County of, Tennessee
- 3319. Byrdstown (TN), Town of, Tennessee
- 3320. Campbell (TN), County of, Tennessee
- 3321. Cannon (TN), County of, Tennessee
- 3322. Celine (TN), City of, Tennessee
- 3323. Centertown (TN), Town of, Tennessee
- 3324. Centerville (TN), Town of, Tennessee
- 3325. Chapel Hill (TN), Town of, Tennessee
- 3326. Claiborne (TN), County of, Tennessee
- 3327. Clarksville (TN), City of, Tennessee
- 3328. Clay (TN), County of, Tennessee
- 3329. Clifton (TN), City of, Tennessee
- 3330. Collinwood (TN), City of, Tennessee
- 3331. Columbia (TN), City of, Tennessee
- 3332. Cookeville (TN), City of, Tennessee
- 3333. Cornersville (TN), Town of, Tennessee
- 3334. Crab Orchard (TN), City of, Tennessee
- 3335. Crockett (TN), County of, Tennessee
- 3336. Crossville (TN), City of, Tennessee
- 3337. Cumberland (TN), County of, Tennessee
- 3338. Dandridge (TN), Town of, Tennessee
- 3339. Decatur (TN), County of, Tennessee
- 3340. Decatur (TN), Town of, Tennessee
- 3341. Dekalb (TN), County of, Tennessee
- 3342. Dowelltown (TN), Town of, Tennessee
- 3343. Doyle (TN), Town of, Tennessee
- 3344. Eagleville (TN), City of, Tennessee
- 3345. Elkton (TN), City of, Tennessee
- 3346. Ethridge (TN), Town of, Tennessee
- 3347. Fayetteville (TN), City of, Tennessee
- 3348. Fentress (TN), County of, Tennessee
- 3349. Gatlinburg (TN) City of, Tennessee
- 3350. Germantown (TN), City of, Tennessee
- 3351. Giles (TN), County of, Tennessee
- 3352. Greene (TN), County of, Tennessee
- 3353. Hamilton (TN), County of, Tennessee
- 3354. Hancock (TN), County of, Tennessee
- 3355. Hawkins (TN), County of, Tennessee
- 3356. Haywood (TN), County of, Tennessee
- 3357. Henderson (TN), County of, Tennessee
- 3358. Iron City (TN), City of, Tennessee
- 3359. Jefferson (TN), County of, Tennessee
- 3360. Johnson (TN), County of, Tennessee
- 3361. La Vergne (TN), City of, Tennessee
- 3362. Lauderdale (TN), County of, Tennessee
- 3363. Lawrence (TN), County of, Tennessee
- 3364. Lawrenceburg (TN), City of, Tennessee
- 3365. Lewisburg (TN), City of, Tennessee
- 3366. Lexington (TN), City of, Tennessee
- 3367. Liberty (TN), Town of, Tennessee
- 3368. Lincoln (TN), County of, Tennessee
- 3369. Livingston (TN), Town of, Tennessee
- 3370. Loretto (TN), City of, Tennessee
- 3371. Lynchburg, Moore County Metropolitan Government (TN), Tennessee
- 3372. Lynnville (TN), Town of, Tennessee
- 3373. Madison (TN), County of, Tennessee
- 3374. Marshall (TN), County of, Tennessee
- 3375. Maryville (TN), City of, Tennessee
- 3376. McMinnville (TN), City of, Tennessee
- 3377. Memphis (TN), City of, Tennessee
- 3378. Millington (TN), City of, Tennessee
- 3379. Minor Hill (TN), City of, Tennessee
- 3380. Monterey (TN), Town of, Tennessee
- 3381. Montgomery (TN), County of, Tennessee
- 3382. Morgan (TN), County of, Tennessee
- 3383. Morrison (TN), Town of, Tennessee
- 3384. Mount Pleasant (TN), City of, Tennessee
- 3385. Murfreesboro (TN), City of, Tennessee
- 3386. Nashville and Davidson County (TN), Government of, Tennessee
- 3387. Normandy (TN), Town of, Tennessee
- 3388. Obion (TN), County of, Tennessee
- 3389. Overton (TN), County of, Tennessee
- 3390. Petersburg (TN), Town of, Tennessee
- 3391. Pickett (TN), County of, Tennessee
- 3392. Pigeon Forge (TN), City of, Tennessee
- 3393. Pleasant Hill (TN), Town of, Tennessee
- 3394. Pulaski (TN), City of, Tennessee
- 3395. Putnam (TN), County of, Tennessee
- 3396. Ripley (TN), City of, Tennessee
- 3397. Rutherford (TN), County of, Tennessee
- 3398. Scott (TN), County, Tennessee
- 3399. Shelby (TN), County of (Board of Commissioners), Tennessee
- 3400. Shelbyville (TN), City of, Tennessee
- 3401. Smith (TN), County of, Tennessee
- 3402. Smithville (TN), City of, Tennessee
- 3403. Smyrna (TN), Town of, Tennessee
- 3404. Sparta (TN), City of, Tennessee
- 3405. Spencer (TN), Town of, Tennessee
- 3406. Spring Hill (TN), City of, Tennessee
- 3407. St. Joseph (TN), City of, Tennessee
- 3408. Sumner (TN), County of, Tennessee

- 3409. Van Buren (TN), County of, Tennessee
- 3410. Viola (TN), Town of, Tennessee
- 3411. Warren (TN), County of, Tennessee
- 3412. Wartrace (TN), Town of, Tennessee
- 3413. Washington (TN), County of, Tennessee
- 3414. Wayne (TN), County of, Tennessee
- 3415. Waynesboro (TN), City of, Tennessee
- 3416. White (TN), County of, Tennessee
- 3417. Williamson (TN), County of, Tennessee
- 3418. Woodbury (TN), Town of, Tennessee
- 3419. Angelina (TX), County of, Texas
- 3420. Bailey (TX), County of, Texas
- 3421. Bastrop (TX), County of, Texas
- 3422. Bexar (TX), County of, Texas
- 3423. Bexar County Hospital District d/b/a University Health System (TX), Texas
- 3424. Bowie (TX), County of, Texas
- 3425. Brazos (TX), County of, Texas
- 3426. Brooks (TX), County of, Texas
- 3427. Burleson (TX), County of, Texas
- 3428. Burnet (TX), County of, Texas
- 3429. Caldwell (TX), County of, Texas
- 3430. Calhoun (TX), County of, Texas
- 3431. Cameron (TX), County of, Texas
- 3432. Camp (TX), County of, Texas
- 3433. Cass (TX), County of, Texas
- 3434. Castro (TX), County of, Texas
- 3435. Cherokee (TX), County of, Texas
- 3436. Childress (TX), County of, Texas
- 3437. Clay (TX), County of, Texas
- 3438. Colorado (TX), County of, Texas
- 3439. Cooke (TX), County of, Texas
- 3440. Dallas (TX), County of, Texas
- 3441. Dallas County Hospital District d/b/a Parkland Health & Hospital System (TX), Texas
- 3442. Delta (TX), County of, Texas
- 3443. Dimmit (TX), County of, Texas
- 3444. Duval (TX), County of, Texas
- 3445. Eagle Pass (TX), City of, Texas
- 3446. Ector (TX), County of, Texas
- 3447. El Paso (TX), County of, Texas
- 3448. Ellis (TX), County of, Texas
- 3449. Falls (TX), County of, Texas
- 3450. Fannin (TX), County of, Texas
- 3451. Fort Bend (TX), County of, Texas
- 3452. Franklin (TX), County of, Texas
- 3453. Freestone (TX), County of, Texas
- 3454. Galveston (TX), County of, Texas
- 3455. Grayson (TX), County of, Texas
- 3456. Guadalupe (TX), County of, Texas
- 3457. Guadalupe Valley Hospital a/k/a Guadalupe Regional Medical Center (TX), Texas
- 3458. Harris (TX), County of, Texas
- 3459. Harris County Hospital District d/b/a Harris Health System (TX), Texas
- 3460. Harrison (TX), County of, Texas
- 3461. Haskell (TX), County of, Texas
- 3462. Hays (TX), County of, Texas
- 3463. Henderson (TX), County of, Texas
- 3464. Hidalgo (TX), County of, Texas
- 3465. Hopkins (TX), County of, Texas
- 3466. Houston (TX), City of, Texas
- 3467. Houston (TX), County of, Texas
- 3468. Irving Independent School District (TX), Texas
- 3469. Jasper (TX), County of, Texas
- 3470. Jefferson (TX), County of, Texas
- 3471. Jim Hogg (TX), County of, Texas
- 3472. Jim Wells (TX), County of, Texas
- 3473. Johnson (TX), County of, Texas
- 3474. Jones (TX), County of, Texas
- 3475. Kaufman (TX), County of, Texas
- 3476. Kendall (TX), County of, Texas
- 3477. Kerr (TX), County of, Texas
- 3478. Kinney (TX), County of, Texas
- 3479. Kleberg (TX), County of, Texas
- 3480. La Salle (TX), County of, Texas
- 3481. Lamar (TX), County of, Texas
- 3482. Laredo (TX), City of, Texas
- 3483. Leon (TX), County of, Texas
- 3484. Leon Valley (TX), City of, Texas
- 3485. Liberty (TX), County of, Texas
- 3486. Limestone (TX), County of, Texas
- 3487. Lubbock (TX), County of, Texas
- 3488. Madison (TX), County of, Texas
- 3489. Marion (TX), County of, Texas
- 3490. Maverick (TX), County of, Texas
- 3491. McLennan (TX), County of, Texas
- 3492. McMullen (TX), County of, Texas
- 3493. Milam (TX), County of, Texas
- 3494. Mitchell (TX), County of, Texas
- 3495. Montgomery (TX), County of, Texas
- 3496. Morris (TX), County of, Texas
- 3497. Nacogdoches (TX), County of, Texas
- 3498. Newton (TX), County of, Texas
- 3499. Nolan (TX), County of, Texas
- 3500. Nueces (TX), County of, Texas
- 3501. Nueces County Hospital District (TX), Texas
- 3502. Ochiltree County Hospital District (TX), Texas
- 3503. Orange (TX), County of, Texas

- 3504. Palo Pinto County Hospital District a/k/a Palo Pinto General Hospital (TX), Texas
- 3505. Panola (TX), County of, Texas
- 3506. Polk (TX), County of, Texas
- 3507. Potter (TX), County of, Texas
- 3508. Red River (TX), County of, Texas
- 3509. Roberts (TX), County of, Texas
- 3510. Robertson (TX), County of, Texas
- 3511. Rockwall (TX), County of, Texas
- 3512. Rusk (TX), County of, Texas
- 3513. San Antonio (TX), City of, Texas
- 3514. San Patricio (TX), County of, Texas
- 3515. San Saba (TX), County of, Texas
- 3516. Shackelford (TX), County of, Texas
- 3517. Shelby (TX), County of, Texas
- 3518. Smith (TX), County of, Texas
- 3519. Socorro Independent School District (TX), Texas
- 3520. Stephens (TX), County of, Texas
- 3521. Tarrant (TX), County of, Texas
- 3522. Tarrant County Hospital District (TX) d/b/a JPS Health Network, Texas
- 3523. Terrell (TX), County of, Texas
- 3524. Texarkana Independent School District (TX), Texas
- 3525. Throckmorton (TX), County of, Texas
- 3526. Titus (TX), County of, Texas
- 3527. Travis (TX), County of, Texas
- 3528. Trinity (TX), County of, Texas
- 3529. Upshur (TX), County of, Texas
- 3530. Uvalde (TX), County of, Texas
- 3531. Van Zandt (TX), County of, Texas
- 3532. Walker (TX), County of, Texas
- 3533. Waller (TX), County of, Texas
- 3534. Webb (TX), County of, Texas
- 3535. West Wharton County (TX) Hospital District, Texas
- 3536. Wichita (TX), County of, Texas
- 3537. Williamson (TX), County of, Texas
- 3538. Wilson (TX), County of, Texas
- 3539. Wilson County Memorial Hospital District (TX), Texas
- 3540. Wood (TX), County of, Texas
- 3541. Zavala (TX), County of, Texas
- 3542. Beaver (UT), County of, Utah
- 3543. Cache (UT), County of, Utah
- 3544. Carbon (UT), County of, Utah
- 3545. Daggett (UT), County of, Utah
- 3546. Davis (UT), County of, Utah
- 3547. Duchesne (UT), County of, Utah
- 3548. Emery (UT), County of, Utah
- 3549. Garfield (UT), County of, Utah
- 3550. Grand (UT), County of, Utah
- 3551. Iron (UT), County of, Utah
- 3552. Juab (UT), County of, Utah
- 3553. Kane (UT), County of, Utah
- 3554. Millard (UT), County of, Utah
- 3555. Piute (UT), County of, Utah
- 3556. Rich (UT), County of, Utah
- 3557. Salt Lake (UT), County of, Utah
- 3558. San Juan (UT), County of, Utah
- 3559. Sanpete (UT), County of, Utah
- 3560. Sevier (UT), County of, Utah
- 3561. Summit (UT), County of, Utah
- 3562. Tooele (UT), County of, Utah
- 3563. Tri-County Health Department (UT), Utah
- 3564. Uintah (UT), County of, Utah
- 3565. Utah (UT), County of, Utah
- 3566. Wasatch (UT), County of, Utah
- 3567. Washington (UT), County of, Utah
- 3568. Wayne (UT), County of, Utah
- 3569. Weber (UT), County of, Utah
- 3570. Bennington (VT), Town of, Vermont
- 3571. Brattleboro (VT), Town of, Vermont
- 3572. Sharon (VT), Town of, Vermont
- 3573. St. Albans (VT), City of, Vermont
- 3574. Accomack (VA), County of, Virginia
- 3575. Alexandria (VA), City of, Virginia
- 3576. Alleghany (VA), County of, Virginia
- 3577. Amherst (VA), County of, Virginia
- 3578. Arlington (VA), County of (County Board), Virginia
- 3579. Bland (VA), County of, Virginia
- 3580. Botetourt (VA), County of, Virginia
- 3581. Bristol (VA), City of, Virginia
- 3582. Buchanan (VA), County of, Virginia
- 3583. Buena Vista (VA), City of, Virginia
- 3584. Carroll (VA), County of, Virginia
- 3585. Charlotte (VA), County of, Virginia
- 3586. Chesapeake (VA), City of, Virginia
- 3587. Chesterfield (VA), County of, Virginia
- 3588. Covington (VA), City of, Virginia
- 3589. Culpeper (VA), County of, Virginia
- 3590. Cumberland (VA), County of, Virginia
- 3591. Danville (VA), City of, Virginia
- 3592. Dickenson (VA), County of, Virginia
- 3593. Dinwiddie (VA), County of, Virginia
- 3594. Emporia (VA), City of, Virginia
- 3595. Fairfax (VA), City of, Virginia
- 3596. Fairfax (VA), County of (Board of Supervisors), Virginia
- 3597. Fauquier (VA), County of, Virginia
- 3598. Floyd (VA), County of, Virginia
- 3599. Franklin (VA), County of, Virginia
- 3600. Frederick (VA), County of, Virginia
- 3601. Fredericksburg (VA), City of, Virginia

- 3602. Galax (VA), City of, Virginia
- 3603. Giles (VA), County of, Virginia
- 3604. Goochland (VA), County of, Virginia
- 3605. Grayson (VA), County of, Virginia
- 3606. Greensville (VA), County of, Virginia
- 3607. Halifax (VA), County of, Virginia
- 3608. Henrico (VA), County of, Virginia
- 3609. Henry (VA), County of, Virginia
- 3610. Hopewell (VA), City of, Virginia
- 3611. Isle of Wight (VA), County of, Virginia
- 3612. King and Queen (VA), County of, Virginia
- 3613. Lee (VA), County of, Virginia
- 3614. Lexington (VA), City of, Virginia
- 3615. Loudoun (VA), County of, Virginia
- 3616. Louisa (VA), County of, Virginia
- 3617. Madison (VA), County of, Virginia
- 3618. Martinsville (VA), City of, Virginia
- 3619. Mecklenburg (VA), County of, Virginia
- 3620. Montgomery (VA), County of, Virginia
- 3621. Norfolk (VA), City of, Virginia
- 3622. Northampton (VA), County of, Virginia
- 3623. Northumberland (VA), County of, Virginia
- 3624. Norton (VA), City of, Virginia
- 3625. Page (VA), County of, Virginia
- 3626. Patrick (VA), County of, Virginia
- 3627. Pittsylvania (VA), County of, Virginia
- 3628. Portsmouth (VA), City of, Virginia
- 3629. Prince George (VA), County of, Virginia
- 3630. Prince William (VA), County of (Board of Supervisors), Virginia
- 3631. Pulaski (VA), County of, Virginia
- 3632. Radford (VA), City of, Virginia
- 3633. Richlands (VA), Town of, Virginia
- 3634. Richmond (VA), City of, Virginia
- 3635. Richmond (VA), County of, Virginia
- 3636. Roanoke (VA), City of, Virginia
- 3637. Roanoke (VA), County of, Virginia
- 3638. Rockbridge (VA), County of, Virginia
- 3639. Russell (VA), County of, Virginia
- 3640. Salem (VA), City of, Virginia
- 3641. Scott (VA), County of (Board of Supervisors), Virginia
- 3642. Shenandoah (VA), County of, Virginia
- 3643. Smyth (VA), County of, Virginia
- 3644. Stafford (VA), County of, Virginia
- 3645. Tazewell (VA), County of, Virginia
- 3646. Virginia Beach (VA), City of, Virginia
- 3647. Virginia Beach (VA), City of (Sheriff), Virginia
- 3648. Warren (VA), County of, Virginia
- 3649. Washington (VA), County of, Virginia
- 3650. Waynesboro (VA), City of, Virginia
- 3651. Westmoreland (VA), County of, Virginia
- 3652. Winchester (VA), City of, Virginia
- 3653. Wise (VA), County of (Board of Supervisors), Virginia
- 3654. Wythe (VA), County of, Virginia
- 3655. Anacortes (WA), City of, Washington
- 3656. Bainbridge Island (WA), City of, Washington
- 3657. Burlington (WA), City of, Washington
- 3658. Chelan (WA), County of, Washington
- 3659. Clallam (WA), County of, Washington
- 3660. Clark (WA), County of, Washington
- 3661. Everett (WA), City of, Washington
- 3662. Franklin (WA), County of, Washington
- 3663. Island (WA), County of, Washington
- 3664. Jefferson (WA), County of, Washington
- 3665. Kent (WA), City of, Washington
- 3666. King (WA), County of, Washington
- 3667. Kirkland (WA), City of, Washington
- 3668. Kitsap (WA), County of, Washington
- 3669. Kittitas (WA), County of, Washington
- 3670. Lakewood (WA), City of, Washington
- 3671. Lewis (WA), County of, Washington
- 3672. Lincoln (WA), County of, Washington
- 3673. Mount Vernon (WA), City of, Washington
- 3674. Mount Vernon (WA), School District of, Washington
- 3675. Olympia (WA), City of, Washington
- 3676. Pierce (WA), County of, Washington
- 3677. San Juan (WA), County of, Washington
- 3678. Seattle (WA), City of, Washington
- 3679. Sedro-Woolley (WA), City of, Washington
- 3680. Sedro-Woolley School District (WA), Washington
- 3681. Skagit (WA), County of, Washington
- 3682. Snohomish (WA), County of, Washington
- 3683. Spokane (WA), City of, Washington
- 3684. Spokane (WA), County of, Washington
- 3685. Tacoma (WA), City of, Washington
- 3686. The La Conner School District (WA), Washington
- 3687. Thurston (WA), County of, Washington
- 3688. Vancouver (WA), City of, Washington
- 3689. Walla Walla (WA), County of, Washington
- 3690. Whatcom (WA), County of, Washington
- 3691. Whitman (WA), County of, Washington
- 3692. Adams (WI), County of, Wisconsin
- 3693. Ashland (WI), County of, Wisconsin
- 3694. Barron (WI), County of, Wisconsin
- 3695. Bayfield (WI), County of, Wisconsin
- 3696. Brown (WI), County of, Wisconsin
- 3697. Buffalo (WI), County of, Wisconsin
- 3698. Burnett (WI), County of, Wisconsin
- 3699. Calumet (WI), County of, Wisconsin

- 3700. Chippewa (WI), County of, Wisconsin
- 3701. Clark (WI), County of, Wisconsin
- 3702. Columbia (WI), County of, Wisconsin
- 3703. Crawford (WI), County of, Wisconsin
- 3704. Cudahy (WI), City of, Wisconsin
- 3705. Dane (WI), County of, Wisconsin
- 3706. Dodge (WI), County of, Wisconsin
- 3707. Door (WI), County of, Wisconsin
- 3708. Douglas (WI), County of, Wisconsin
- 3709. Dunn (WI), County of, Wisconsin
- 3710. Eau Claire (WI), County of, Wisconsin
- 3711. Florence (WI), County of, Wisconsin
- 3712. Fond du Lac (WI), County of, Wisconsin
- 3713. Forest (WI), County of, Wisconsin
- 3714. Franklin (WI), City of, Wisconsin
- 3715. Grant (WI), County of, Wisconsin
- 3716. Green (WI), County of, Wisconsin
- 3717. Green Lake (WI), County of, Wisconsin
- 3718. Greenfield (WI), City of, Wisconsin
- 3719. Iowa (WI), County of, Wisconsin
- 3720. Iron (WI), County of, Wisconsin
- 3721. Jackson (WI), County of, Wisconsin
- 3722. Janesville (WI), City of, Wisconsin
- 3723. Jefferson (WI), County of, Wisconsin
- 3724. Juneau (WI), County of, Wisconsin
- 3725. Kenosha (WI), City of, Wisconsin
- 3726. Kenosha (WI), County of, Wisconsin
- 3727. Kewaunee (WI), County of, Wisconsin
- 3728. La Crosse (WI), County of, Wisconsin
- 3729. Lafayette (WI), County of, Wisconsin
- 3730. Langlade (WI), County of, Wisconsin
- 3731. Lincoln (WI), County of, Wisconsin
- 3732. Manitowoc (WI), County of, Wisconsin
- 3733. Marathon (WI), County of, Wisconsin
- 3734. Marinette (WI), City of, Wisconsin
- 3735. Marinette (WI), County of, Wisconsin
- 3736. Marquette (WI), County of, Wisconsin
- 3737. Menominee (WI), County of, Wisconsin
- 3738. Milwaukee (WI), City of, Wisconsin
- 3739. Milwaukee (WI), County of, Wisconsin
- 3740. Monroe (WI), County of, Wisconsin
- 3741. Mount Pleasant (WI), Village of,
Wisconsin
- 3742. Oak Creek (WI), City of, Wisconsin
- 3743. Oconto (WI), County of, Wisconsin
- 3744. Oneida (WI), County of, Wisconsin
- 3745. Outagamie (WI), County of, Wisconsin
- 3746. Ozaukee (WI), County of, Wisconsin
- 3747. Pepin (WI), County of, Wisconsin
- 3748. Pierce (WI), County of, Wisconsin
- 3749. Pleasant Prairie (WI), Village of,
Wisconsin
- 3750. Portage (WI), County of, Wisconsin
- 3751. Price (WI), County of, Wisconsin
- 3752. Racine (WI), County of, Wisconsin
- 3753. Richland (WI), County of, Wisconsin
- 3754. Rock (WI), County of, Wisconsin
- 3755. Rusk (WI), County of, Wisconsin
- 3756. Sauk (WI), County of, Wisconsin
- 3757. Sawyer (WI), County of, Wisconsin
- 3758. Shawano (WI), County of, Wisconsin
- 3759. Sheboygan (WI), County of, Wisconsin
- 3760. South Milwaukee (WI), City of, Wisconsin
- 3761. St. Croix (WI), County of, Wisconsin
- 3762. Sturtevant (WI), Village of, Wisconsin
- 3763. Superior (WI), City of, Wisconsin
- 3764. Taylor (WI), County of, Wisconsin
- 3765. Trempealeau (WI), County of, Wisconsin
- 3766. Union Grove (WI), Village of, Wisconsin
- 3767. Vernon (WI), County of, Wisconsin
- 3768. Vilas (WI), County of, Wisconsin
- 3769. Walworth (WI), County of, Wisconsin
- 3770. Washburn (WI), County of, Wisconsin
- 3771. Washington (WI), County of, Wisconsin
- 3772. Waukesha (WI), County of, Wisconsin
- 3773. Waupaca (WI), County of, Wisconsin
- 3774. Waushara (WI), County of, Wisconsin
- 3775. Wauwatosa (WI), City of, Wisconsin
- 3776. West Allis (WI), City of, Wisconsin
- 3777. Winnebago (WI), County of, Wisconsin
- 3778. Wood (WI), County of, Wisconsin
- 3779. Yorkville (WI), Village of, Wisconsin
- 3780. Carbon (WY), County of, Wyoming
- 3781. Casper (WY), City of, Wyoming
- 3782. Cheyenne (WY), City of, Wyoming
- 3783. Green River (WY), City of, Wyoming
- 3784. Riverton (WY), City of, Wyoming
- 3785. Rock Springs (WY), City of, Wyoming
- 3786. Sweetwater (WY), County of, Wyoming

EXHIBIT D

Later Litigating Subdivision Suspension and Offset Determinations

<u>Participation Tier</u>	<u>Per Capita Amount¹³</u>	<u>Suspension Percentage</u>	<u>Offset Cap</u>	<u>Suspension Deadline and Ending Point</u>
1	\$2,500	66%	66%	Earlier of (1) 6 months after denial of a motion to dismiss, (2) 12 months from filing, or (3) 6 months before final pre-trial conference, and until final judgment affirmed on appeal, including dismissal.
2	\$2,000	33.33%	34%	Earlier of (1) 6 months after denial of a motion to dismiss, (2) 12 months from filing, or (3) 6 months before final pre-trial conference, and until final judgment affirmed on appeal, including dismissal.
3	\$1,500	27.5%	30%	Earlier of (1) 9 months after denial of a motion to dismiss, (2) 12 months from filing, or (3) 6 months before final pre-trial conference, and until final judgment affirmed on appeal, including dismissal.
4	\$1,000	20%	25%	Earlier of (1) 9 months after denial of a motion to dismiss, (2) 12 months from filing, or (3) 6 months before final pre-trial conference, and until final judgment affirmed on appeal, including dismissal.

¹³ Population will be measured at the level of the Later Litigating Subdivision as described in Section XIV.A, Section XIV.B, and Section XIV.C.

EXHIBIT E

List of Opioid Remediation Uses

**Schedule A
Core Strategies**

States and Qualifying Block Grantees shall choose from among the abatement strategies listed in Schedule B. However, priority shall be given to the following core abatement strategies (“*Core Strategies*”).¹⁴

- A. **NALOXONE OR OTHER FDA-APPROVED DRUG TO REVERSE OPIOID OVERDOSES**
1. Expand training for first responders, schools, community support groups and families; and
 2. Increase distribution to individuals who are uninsured or whose insurance does not cover the needed service.
- B. **MEDICATION-ASSISTED TREATMENT (“MAT”) DISTRIBUTION AND OTHER OPIOID-RELATED TREATMENT**
1. Increase distribution of MAT to individuals who are uninsured or whose insurance does not cover the needed service;
 2. Provide education to school-based and youth-focused programs that discourage or prevent misuse;
 3. Provide MAT education and awareness training to healthcare providers, EMTs, law enforcement, and other first responders; and
 4. Provide treatment and recovery support services such as residential and inpatient treatment, intensive outpatient treatment, outpatient therapy or counseling, and recovery housing that allow or integrate medication and with other support services.

¹⁴ As used in this Schedule A, words like “expand,” “fund,” “provide” or the like shall not indicate a preference for new or existing programs.

C. **PREGNANT & POSTPARTUM WOMEN**

1. Expand Screening, Brief Intervention, and Referral to Treatment (“*SBIRT*”) services to non-Medicaid eligible or uninsured pregnant women;
2. Expand comprehensive evidence-based treatment and recovery services, including MAT, for women with co-occurring Opioid Use Disorder (“*OUD*”) and other Substance Use Disorder (“*SUD*”)/Mental Health disorders for uninsured individuals for up to 12 months postpartum; and
3. Provide comprehensive wrap-around services to individuals with OUD, including housing, transportation, job placement/training, and childcare.

D. **EXPANDING TREATMENT FOR NEONATAL ABSTINENCE SYNDROME (“*NAS*”)**

1. Expand comprehensive evidence-based and recovery support for NAS babies;
2. Expand services for better continuum of care with infant-need dyad; and
3. Expand long-term treatment and services for medical monitoring of NAS babies and their families.

E. **EXPANSION OF WARM HAND-OFF PROGRAMS AND RECOVERY SERVICES**

1. Expand services such as navigators and on-call teams to begin MAT in hospital emergency departments;
2. Expand warm hand-off services to transition to recovery services;
3. Broaden scope of recovery services to include co-occurring SUD or mental health conditions;
4. Provide comprehensive wrap-around services to individuals in recovery, including housing, transportation, job placement/training, and childcare; and
5. Hire additional social workers or other behavioral health workers to facilitate expansions above.

F. **TREATMENT FOR INCARCERATED POPULATION**

1. Provide evidence-based treatment and recovery support, including MAT for persons with OUD and co-occurring SUD/MH disorders within and transitioning out of the criminal justice system; and
2. Increase funding for jails to provide treatment to inmates with OUD.

G. **PREVENTION PROGRAMS**

1. Funding for media campaigns to prevent opioid use (similar to the FDA's "Real Cost" campaign to prevent youth from misusing tobacco);
2. Funding for evidence-based prevention programs in schools;
3. Funding for medical provider education and outreach regarding best prescribing practices for opioids consistent with the 2016 CDC guidelines, including providers at hospitals (academic detailing);
4. Funding for community drug disposal programs; and
5. Funding and training for first responders to participate in pre-arrest diversion programs, post-overdose response teams, or similar strategies that connect at-risk individuals to behavioral health services and supports.

H. **EXPANDING SYRINGE SERVICE PROGRAMS**

1. Provide comprehensive syringe services programs with more wrap-around services, including linkage to OUD treatment, access to sterile syringes and linkage to care and treatment of infectious diseases.

I. **EVIDENCE-BASED DATA COLLECTION AND RESEARCH ANALYZING THE EFFECTIVENESS OF THE ABATEMENT STRATEGIES WITHIN THE STATE**

Schedule B
Approved Uses

Support treatment of Opioid Use Disorder (OUD) and any co-occurring Substance Use Disorder or Mental Health (SUD/MH) conditions through evidence-based or evidence-informed programs or strategies that may include, but are not limited to, the following:

PART ONE: TREATMENT

A. TREAT OPIOID USE DISORDER (OUD)

Support treatment of Opioid Use Disorder (“*OUD*”) and any co-occurring Substance Use Disorder or Mental Health (“*SUD/MH*”) conditions through evidence-based or evidence-informed programs or strategies that may include, but are not limited to, those that:¹⁵

1. Expand availability of treatment for OUD and any co-occurring SUD/MH conditions, including all forms of Medication-Assisted Treatment (“*MAT*”) approved by the U.S. Food and Drug Administration.
2. Support and reimburse evidence-based services that adhere to the American Society of Addiction Medicine (“*ASAM*”) continuum of care for OUD and any co-occurring SUD/MH conditions.
3. Expand telehealth to increase access to treatment for OUD and any co-occurring SUD/MH conditions, including *MAT*, as well as counseling, psychiatric support, and other treatment and recovery support services.
4. Improve oversight of Opioid Treatment Programs (“*OTPs*”) to assure evidence-based or evidence-informed practices such as adequate methadone dosing and low threshold approaches to treatment.
5. Support mobile intervention, treatment, and recovery services, offered by qualified professionals and service providers, such as peer recovery coaches, for persons with OUD and any co-occurring SUD/MH conditions and for persons who have experienced an opioid overdose.
6. Provide treatment of trauma for individuals with OUD (*e.g.*, violence, sexual assault, human trafficking, or adverse childhood experiences) and family members (*e.g.*, surviving family members after an overdose or overdose fatality), and training of health care personnel to identify and address such trauma.
7. Support evidence-based withdrawal management services for people with OUD and any co-occurring mental health conditions.

¹⁵ As used in this Schedule B, words like “expand,” “fund,” “provide” or the like shall not indicate a preference for new or existing programs.

8. Provide training on MAT for health care providers, first responders, students, or other supporting professionals, such as peer recovery coaches or recovery outreach specialists, including telementoring to assist community-based providers in rural or underserved areas.
9. Support workforce development for addiction professionals who work with persons with OUD and any co-occurring SUD/MH conditions.
10. Offer fellowships for addiction medicine specialists for direct patient care, instructors, and clinical research for treatments.
11. Offer scholarships and supports for behavioral health practitioners or workers involved in addressing OUD and any co-occurring SUD/MH or mental health conditions, including, but not limited to, training, scholarships, fellowships, loan repayment programs, or other incentives for providers to work in rural or underserved areas.
12. Provide funding and training for clinicians to obtain a waiver under the federal Drug Addiction Treatment Act of 2000 (“*DATA 2000*”) to prescribe MAT for OUD, and provide technical assistance and professional support to clinicians who have obtained a *DATA 2000* waiver.
13. Disseminate of web-based training curricula, such as the American Academy of Addiction Psychiatry’s Provider Clinical Support Service–Opioids web-based training curriculum and motivational interviewing.
14. Develop and disseminate new curricula, such as the American Academy of Addiction Psychiatry’s Provider Clinical Support Service for Medication–Assisted Treatment.

B. SUPPORT PEOPLE IN TREATMENT AND RECOVERY

Support people in recovery from OUD and any co-occurring SUD/MH conditions through evidence-based or evidence-informed programs or strategies that may include, but are not limited to, the programs or strategies that:

1. Provide comprehensive wrap-around services to individuals with OUD and any co-occurring SUD/MH conditions, including housing, transportation, education, job placement, job training, or childcare.
2. Provide the full continuum of care of treatment and recovery services for OUD and any co-occurring SUD/MH conditions, including supportive housing, peer support services and counseling, community navigators, case management, and connections to community-based services.
3. Provide counseling, peer-support, recovery case management and residential treatment with access to medications for those who need it to persons with OUD and any co-occurring SUD/MH conditions.

4. Provide access to housing for people with OUD and any co-occurring SUD/MH conditions, including supportive housing, recovery housing, housing assistance programs, training for housing providers, or recovery housing programs that allow or integrate FDA-approved medication with other support services.
5. Provide community support services, including social and legal services, to assist in deinstitutionalizing persons with OUD and any co-occurring SUD/MH conditions.
6. Support or expand peer-recovery centers, which may include support groups, social events, computer access, or other services for persons with OUD and any co-occurring SUD/MH conditions.
7. Provide or support transportation to treatment or recovery programs or services for persons with OUD and any co-occurring SUD/MH conditions.
8. Provide employment training or educational services for persons in treatment for or recovery from OUD and any co-occurring SUD/MH conditions.
9. Identify successful recovery programs such as physician, pilot, and college recovery programs, and provide support and technical assistance to increase the number and capacity of high-quality programs to help those in recovery.
10. Engage non-profits, faith-based communities, and community coalitions to support people in treatment and recovery and to support family members in their efforts to support the person with OUD in the family.
11. Provide training and development of procedures for government staff to appropriately interact and provide social and other services to individuals with or in recovery from OUD, including reducing stigma.
12. Support stigma reduction efforts regarding treatment and support for persons with OUD, including reducing the stigma on effective treatment.
13. Create or support culturally appropriate services and programs for persons with OUD and any co-occurring SUD/MH conditions, including new Americans.
14. Create and/or support recovery high schools.
15. Hire or train behavioral health workers to provide or expand any of the services or supports listed above.

C. CONNECT PEOPLE WHO NEED HELP TO THE HELP THEY NEED
(CONNECTIONS TO CARE)

Provide connections to care for people who have—or are at risk of developing—OUD and any co-occurring SUD/MH conditions through evidence-based or evidence-informed programs or strategies that may include, but are not limited to, those that:

1. Ensure that health care providers are screening for OUD and other risk factors and know how to appropriately counsel and treat (or refer if necessary) a patient for OUD treatment.
2. Fund SBIRT programs to reduce the transition from use to disorders, including SBIRT services to pregnant women who are uninsured or not eligible for Medicaid.
3. Provide training and long-term implementation of SBIRT in key systems (health, schools, colleges, criminal justice, and probation), with a focus on youth and young adults when transition from misuse to opioid disorder is common.
4. Purchase automated versions of SBIRT and support ongoing costs of the technology.
5. Expand services such as navigators and on-call teams to begin MAT in hospital emergency departments.
6. Provide training for emergency room personnel treating opioid overdose patients on post-discharge planning, including community referrals for MAT, recovery case management or support services.
7. Support hospital programs that transition persons with OUD and any co-occurring SUD/MH conditions, or persons who have experienced an opioid overdose, into clinically appropriate follow-up care through a bridge clinic or similar approach.
8. Support crisis stabilization centers that serve as an alternative to hospital emergency departments for persons with OUD and any co-occurring SUD/MH conditions or persons that have experienced an opioid overdose.
9. Support the work of Emergency Medical Systems, including peer support specialists, to connect individuals to treatment or other appropriate services following an opioid overdose or other opioid-related adverse event.
10. Provide funding for peer support specialists or recovery coaches in emergency departments, detox facilities, recovery centers, recovery housing, or similar settings; offer services, supports, or connections to care to persons with OUD and any co-occurring SUD/MH conditions or to persons who have experienced an opioid overdose.
11. Expand warm hand-off services to transition to recovery services.
12. Create or support school-based contacts that parents can engage with to seek immediate treatment services for their child; and support prevention, intervention, treatment, and recovery programs focused on young people.
13. Develop and support best practices on addressing OUD in the workplace.

14. Support assistance programs for health care providers with OUD.
15. Engage non-profits and the faith community as a system to support outreach for treatment.
16. Support centralized call centers that provide information and connections to appropriate services and supports for persons with OUD and any co-occurring SUD/MH conditions.

D. ADDRESS THE NEEDS OF CRIMINAL JUSTICE-INVOLVED PERSONS

Address the needs of persons with OUD and any co-occurring SUD/MH conditions who are involved in, are at risk of becoming involved in, or are transitioning out of the criminal justice system through evidence-based or evidence-informed programs or strategies that may include, but are not limited to, those that:

1. Support pre-arrest or pre-arraignment diversion and deflection strategies for persons with OUD and any co-occurring SUD/MH conditions, including established strategies such as:
 1. Self-referral strategies such as the Angel Programs or the Police Assisted Addiction Recovery Initiative (“*PAARF*”);
 2. Active outreach strategies such as the Drug Abuse Response Team (“*DART*”) model;
 3. “Naloxone Plus” strategies, which work to ensure that individuals who have received naloxone to reverse the effects of an overdose are then linked to treatment programs or other appropriate services;
 4. Officer prevention strategies, such as the Law Enforcement Assisted Diversion (“*LEAD*”) model;
 5. Officer intervention strategies such as the Leon County, Florida Adult Civil Citation Network or the Chicago Westside Narcotics Diversion to Treatment Initiative; or
 6. Co-responder and/or alternative responder models to address OUD-related 911 calls with greater SUD expertise.
2. Support pre-trial services that connect individuals with OUD and any co-occurring SUD/MH conditions to evidence-informed treatment, including MAT, and related services.
3. Support treatment and recovery courts that provide evidence-based options for persons with OUD and any co-occurring SUD/MH conditions.

4. Provide evidence-informed treatment, including MAT, recovery support, harm reduction, or other appropriate services to individuals with OUD and any co-occurring SUD/MH conditions who are incarcerated in jail or prison.
5. Provide evidence-informed treatment, including MAT, recovery support, harm reduction, or other appropriate services to individuals with OUD and any co-occurring SUD/MH conditions who are leaving jail or prison or have recently left jail or prison, are on probation or parole, are under community corrections supervision, or are in re-entry programs or facilities.
6. Support critical time interventions (“CTP”), particularly for individuals living with dual-diagnosis OUD/serious mental illness, and services for individuals who face immediate risks and service needs and risks upon release from correctional settings.
7. Provide training on best practices for addressing the needs of criminal justice-involved persons with OUD and any co-occurring SUD/MH conditions to law enforcement, correctional, or judicial personnel or to providers of treatment, recovery, harm reduction, case management, or other services offered in connection with any of the strategies described in this section.

E. ADDRESS THE NEEDS OF PREGNANT OR PARENTING WOMEN AND THEIR FAMILIES, INCLUDING BABIES WITH NEONATAL ABSTINENCE SYNDROME

Address the needs of pregnant or parenting women with OUD and any co-occurring SUD/MH conditions, and the needs of their families, including babies with neonatal abstinence syndrome (“NAS”), through evidence-based or evidence-informed programs or strategies that may include, but are not limited to, those that:

1. Support evidence-based or evidence-informed treatment, including MAT, recovery services and supports, and prevention services for pregnant women—or women who could become pregnant—who have OUD and any co-occurring SUD/MH conditions, and other measures to educate and provide support to families affected by Neonatal Abstinence Syndrome.
2. Expand comprehensive evidence-based treatment and recovery services, including MAT, for uninsured women with OUD and any co-occurring SUD/MH conditions for up to 12 months postpartum.
3. Provide training for obstetricians or other healthcare personnel who work with pregnant women and their families regarding treatment of OUD and any co-occurring SUD/MH conditions.
4. Expand comprehensive evidence-based treatment and recovery support for NAS babies; expand services for better continuum of care with infant-need dyad; and expand long-term treatment and services for medical monitoring of NAS babies and their families.

5. Provide training to health care providers who work with pregnant or parenting women on best practices for compliance with federal requirements that children born with NAS get referred to appropriate services and receive a plan of safe care.
6. Provide child and family supports for parenting women with OUD and any co-occurring SUD/MH conditions.
7. Provide enhanced family support and child care services for parents with OUD and any co-occurring SUD/MH conditions.
8. Provide enhanced support for children and family members suffering trauma as a result of addiction in the family; and offer trauma-informed behavioral health treatment for adverse childhood events.
9. Offer home-based wrap-around services to persons with OUD and any co-occurring SUD/MH conditions, including, but not limited to, parent skills training.
10. Provide support for Children's Services—Fund additional positions and services, including supportive housing and other residential services, relating to children being removed from the home and/or placed in foster care due to custodial opioid use.

PART TWO: PREVENTION

F. PREVENT OVER-PRESCRIBING AND ENSURE APPROPRIATE PRESCRIBING AND DISPENSING OF OPIOIDS

Support efforts to prevent over-prescribing and ensure appropriate prescribing and dispensing of opioids through evidence-based or evidence-informed programs or strategies that may include, but are not limited to, the following:

1. Funding medical provider education and outreach regarding best prescribing practices for opioids consistent with the Guidelines for Prescribing Opioids for Chronic Pain from the U.S. Centers for Disease Control and Prevention, including providers at hospitals (academic detailing).
2. Training for health care providers regarding safe and responsible opioid prescribing, dosing, and tapering patients off opioids.
3. Continuing Medical Education (CME) on appropriate prescribing of opioids.
4. Providing Support for non-opioid pain treatment alternatives, including training providers to offer or refer to multi-modal, evidence-informed treatment of pain.
5. Supporting enhancements or improvements to Prescription Drug Monitoring Programs (“*PDMPs*”), including, but not limited to, improvements that:

1. Increase the number of prescribers using PDMPs;
 2. Improve point-of-care decision-making by increasing the quantity, quality, or format of data available to prescribers using PDMPs, by improving the interface that prescribers use to access PDMP data, or both; or
 3. Enable states to use PDMP data in support of surveillance or intervention strategies, including MAT referrals and follow-up for individuals identified within PDMP data as likely to experience OUD in a manner that complies with all relevant privacy and security laws and rules.
6. Ensuring PDMPs incorporate available overdose/naloxone deployment data, including the United States Department of Transportation's Emergency Medical Technician overdose database in a manner that complies with all relevant privacy and security laws and rules.
 7. Increasing electronic prescribing to prevent diversion or forgery.
 8. Educating dispensers on appropriate opioid dispensing.

G. PREVENT MISUSE OF OPIOIDS

Support efforts to discourage or prevent misuse of opioids through evidence-based or evidence-informed programs or strategies that may include, but are not limited to, the following:

1. Funding media campaigns to prevent opioid misuse.
2. Corrective advertising or affirmative public education campaigns based on evidence.
3. Public education relating to drug disposal.
4. Drug take-back disposal or destruction programs.
5. Funding community anti-drug coalitions that engage in drug prevention efforts.
6. Supporting community coalitions in implementing evidence-informed prevention, such as reduced social access and physical access, stigma reduction—including staffing, educational campaigns, support for people in treatment or recovery, or training of coalitions in evidence-informed implementation, including the Strategic Prevention Framework developed by the U.S. Substance Abuse and Mental Health Services Administration (“SAMHSA”).
7. Engaging non-profits and faith-based communities as systems to support prevention.

8. Funding evidence-based prevention programs in schools or evidence-informed school and community education programs and campaigns for students, families, school employees, school athletic programs, parent-teacher and student associations, and others.
9. School-based or youth-focused programs or strategies that have demonstrated effectiveness in preventing drug misuse and seem likely to be effective in preventing the uptake and use of opioids.
10. Create or support community-based education or intervention services for families, youth, and adolescents at risk for OUD and any co-occurring SUD/MH conditions.
11. Support evidence-informed programs or curricula to address mental health needs of young people who may be at risk of misusing opioids or other drugs, including emotional modulation and resilience skills.
12. Support greater access to mental health services and supports for young people, including services and supports provided by school nurses, behavioral health workers or other school staff, to address mental health needs in young people that (when not properly addressed) increase the risk of opioid or another drug misuse.

H. PREVENT OVERDOSE DEATHS AND OTHER HARMS (HARM REDUCTION)

Support efforts to prevent or reduce overdose deaths or other opioid-related harms through evidence-based or evidence-informed programs or strategies that may include, but are not limited to, the following:

1. Increased availability and distribution of naloxone and other drugs that treat overdoses for first responders, overdose patients, individuals with OUD and their friends and family members, schools, community navigators and outreach workers, persons being released from jail or prison, or other members of the general public.
2. Public health entities providing free naloxone to anyone in the community.
3. Training and education regarding naloxone and other drugs that treat overdoses for first responders, overdose patients, patients taking opioids, families, schools, community support groups, and other members of the general public.
4. Enabling school nurses and other school staff to respond to opioid overdoses, and provide them with naloxone, training, and support.
5. Expanding, improving, or developing data tracking software and applications for overdoses/naloxone revivals.
6. Public education relating to emergency responses to overdoses.

7. Public education relating to immunity and Good Samaritan laws.
8. Educating first responders regarding the existence and operation of immunity and Good Samaritan laws.
9. Syringe service programs and other evidence-informed programs to reduce harms associated with intravenous drug use, including supplies, staffing, space, peer support services, referrals to treatment, fentanyl checking, connections to care, and the full range of harm reduction and treatment services provided by these programs.
10. Expanding access to testing and treatment for infectious diseases such as HIV and Hepatitis C resulting from intravenous opioid use.
11. Supporting mobile units that offer or provide referrals to harm reduction services, treatment, recovery supports, health care, or other appropriate services to persons that use opioids or persons with OUD and any co-occurring SUD/MH conditions.
12. Providing training in harm reduction strategies to health care providers, students, peer recovery coaches, recovery outreach specialists, or other professionals that provide care to persons who use opioids or persons with OUD and any co-occurring SUD/MH conditions.
13. Supporting screening for fentanyl in routine clinical toxicology testing.

PART THREE: OTHER STRATEGIES

I. FIRST RESPONDERS

In addition to items in section C, D and H relating to first responders, support the following:

1. Education of law enforcement or other first responders regarding appropriate practices and precautions when dealing with fentanyl or other drugs.
2. Provision of wellness and support services for first responders and others who experience secondary trauma associated with opioid-related emergency events.

J. LEADERSHIP, PLANNING AND COORDINATION

Support efforts to provide leadership, planning, coordination, facilitations, training and technical assistance to abate the opioid epidemic through activities, programs, or strategies that may include, but are not limited to, the following:

1. Statewide, regional, local or community regional planning to identify root causes of addiction and overdose, goals for reducing harms related to the opioid epidemic, and areas and populations with the greatest needs for treatment

intervention services, and to support training and technical assistance and other strategies to abate the opioid epidemic described in this opioid abatement strategy list.

2. A dashboard to (a) share reports, recommendations, or plans to spend opioid settlement funds; (b) to show how opioid settlement funds have been spent; (c) to report program or strategy outcomes; or (d) to track, share or visualize key opioid- or health-related indicators and supports as identified through collaborative statewide, regional, local or community processes.
3. Invest in infrastructure or staffing at government or not-for-profit agencies to support collaborative, cross-system coordination with the purpose of preventing overprescribing, opioid misuse, or opioid overdoses, treating those with OUD and any co-occurring SUD/MH conditions, supporting them in treatment or recovery, connecting them to care, or implementing other strategies to abate the opioid epidemic described in this opioid abatement strategy list.
4. Provide resources to staff government oversight and management of opioid abatement programs.

K. TRAINING

In addition to the training referred to throughout this document, support training to abate the opioid epidemic through activities, programs, or strategies that may include, but are not limited to, those that:

1. Provide funding for staff training or networking programs and services to improve the capability of government, community, and not-for-profit entities to abate the opioid crisis.
2. Support infrastructure and staffing for collaborative cross-system coordination to prevent opioid misuse, prevent overdoses, and treat those with OUD and any co-occurring SUD/MH conditions, or implement other strategies to abate the opioid epidemic described in this opioid abatement strategy list (*e.g.*, health care, primary care, pharmacies, PDMPs, etc.).

L. RESEARCH

Support opioid abatement research that may include, but is not limited to, the following:

1. Monitoring, surveillance, data collection and evaluation of programs and strategies described in this opioid abatement strategy list.
2. Research non-opioid treatment of chronic pain.
3. Research on improved service delivery for modalities such as SBIRT that demonstrate promising but mixed results in populations vulnerable to opioid use disorders.

4. Research on novel harm reduction and prevention efforts such as the provision of fentanyl test strips.
5. Research on innovative supply-side enforcement efforts such as improved detection of mail-based delivery of synthetic opioids.
6. Expanded research on swift/certain/fair models to reduce and deter opioid misuse within criminal justice populations that build upon promising approaches used to address other substances (*e.g.*, Hawaii HOPE and Dakota 24/7).
7. Epidemiological surveillance of OUD-related behaviors in critical populations, including individuals entering the criminal justice system, including, but not limited to approaches modeled on the Arrestee Drug Abuse Monitoring (“ADAM”) system.
8. Qualitative and quantitative research regarding public health risks and harm reduction opportunities within illicit drug markets, including surveys of market participants who sell or distribute illicit opioids.
9. Geospatial analysis of access barriers to MAT and their association with treatment engagement and treatment outcomes.

EXHIBIT F

List of States and Overall Allocation Percentages

Alabama	1.6419290312%
Alaska	0.2584550539%
American Samoa	0.0174042885%
Arizona	2.3755949882%
Arkansas	0.9663486633%
California	9.9213830698%
Colorado	1.6616291219%
Connecticut	1.3343523420%
Delaware	0.4900019063%
District of Columbia	0.2048876457%
Florida	7.0259134409%
Georgia	2.7882080114%
Guam	0.0509264160%
Hawaii	0.3418358185%
Idaho	0.5254331620%
Illinois	3.3263363702%
Indiana	2.2168933059%
Iowa	0.7579283477%
Kansas	0.8042000625%
Kentucky	2.0929730531%
Louisiana	1.5154431983%
Maine	0.5613880586%
Maryland	2.1106090494%
Massachusetts	2.3035761083%
Michigan	3.4020234989%
Minnesota	1.2972597706%
Mississippi	0.8898883053%
Missouri	2.0056475170%
Montana	0.3421667920%
N. Mariana Islands	0.0185877315%
Nebraska	0.4291907949%
Nevada	1.2486754235%
New Hampshire	0.6258752503%
New Jersey	2.7551354545%
New Mexico	0.8557238713%
New York	5.3903813405%

North Carolina	3.2502525994%
North Dakota	0.1858703224%
Ohio	4.3567051408%
Oklahoma	1.5831626090%
Oregon	1.4236951885%
Pennsylvania	4.5882419559%
Puerto Rico	0.7263201134%
Rhode Island	0.4895626814%
South Carolina	1.5834654145%
South Dakota	0.2169945907%
Tennessee	2.6881474977%
Texas	6.2932157196%
Utah	1.1889437113%
Vermont	0.2844241374%
Virgin Islands	0.0340410553%
Virginia	2.2801150757%
Washington	2.3189040182%
Wisconsin	1.7582560561%
Wyoming	0.1954758491%

EXHIBIT G

Subdivisions Eligible to Receive Direct Allocations from the Subdivision Fund and Default Subdivision Fund Allocation Percentages

The Subdivisions set forth on this Exhibit G are eligible to receive direct allocations from the Subdivision Fund, if such Subdivisions are otherwise eligible to receive such funds under this Agreement. By default, the Subdivisions set forth on this Exhibit G shall include: (1) all Litigating Subdivisions that are General Purpose Governments; (2) all counties and parishes in States with functional counties or parishes; (3) all Subdivisions that are the highest level of General Purpose Government in States without functional counties or parishes; and (4) all other Subdivisions that are General Purpose Governments with a population of 10,000 or greater. A State may elect to add any additional Subdivisions to this Exhibit G at any time prior to the Initial Participation Date.

Immediately upon the effectiveness of any State-Subdivision Agreement, Allocation Statute, Statutory Trust, or voluntary redistribution allowed by Section V.D.3 (or upon the effectiveness of an amendment to any State-Subdivision Agreement, Allocation Statute, Statutory Trust, or voluntary redistribution allowed by Section V.D.3) that addresses allocation from the Subdivision Fund, whether before or after the Initial Participation Date, this Exhibit G will automatically be amended to reflect the allocation from the Subdivision Fund pursuant to the State-Subdivision Agreement, Allocation Statute, Statutory Trust, or voluntary redistribution allowed by Section V.D.3.

For the avoidance of doubt, inclusion on this Exhibit G shall not create any claim for any amount of the Settlement Fund, and no such amounts shall be allocated or distributed to any Subdivision included herein if such Subdivision does not otherwise meet all requirements to receive any such funds pursuant to this Agreement.

The Parties recognize the benefits of remediation funds reaching all communities, including through direct payments from the Subdivision Fund. However, to promote efficiency in the use of such funds and avoid administratively-burdensome disbursements that would be too small to add a meaningful abatement response, certain Subdivisions do not receive a direct allocation from the Subdivision Fund. However, such Subdivisions will benefit from Opioid Remediation in their community, and are eligible to receive direct benefits from the Abatement Accounts Fund in their State. All settlement funds, whether allocated to a Settling State, an Abatement Accounts Fund or a Subdivision listed on this Exhibit G can be used for Opioid Remediation in communities not listed herein.

As provided by Section V.D.4.c, the Allocation Percentages shown below apply to distribution of each Settling State's Subdivision Fund in the absence of a State-Subdivision Agreement, Allocation Statute, or Statutory Trust. The allocation that would have otherwise gone to General Purpose Government Subdivisions not listed below as receiving a direct allocation shall be (1) directed to the county or parish in which such Subdivision is located in Settling States with functional counties or parishes if the relevant county or parish is a Participating Subdivision or (2) to the highest-level General Purpose Government in which such Subdivision is located in Settling States without functional counties or parishes if the relevant highest-level General

Purpose Government is a Participating Subdivision. Where the relevant county, parish or highest-level General Purpose Government is not a Participating Subdivision, allocations of General Purpose Subdivisions not listed below as eligible to become Participating Subdivisions shall be allocated pursuant to Section VII.I. The redirecting of funds described in this paragraph is intended to promote the efficient use of Opioid Remediation funds while keeping, where possible, local control of the distribution of those funds.

Allocations are subject to change pursuant to a State-Subdivision Agreement, Allocation Statute, Statutory Trust, or voluntary redistribution.

Subdivisions with Consolidated Allocations - Qualified Subdivisions Only

State ID	Qualifying Subdivision	Consolidated State Allocation
AL1	Abbeville City, Alabama	0.0667119585%
AL2	Alabaster City, Alabama	0.6171889697%
AL3	Albertville City, Alabama	0.3733736921%
AL4	Alexander City, Alabama	0.3851486869%
AL5	Anniston City, Alabama	0.9944963610%
AL6	Arab City, Alabama	0.2389903171%
AL7	Argo Town, Alabama	0.0297239135%
AL8	Ashland Town, Alabama	0.0484665799%
AL9	Ashville City, Alabama	0.0223377334%
AL10	Athens City, Alabama	0.4343221616%
AL11	Attalla City, Alabama	0.2042660128%
AL12	Auburn City, Alabama	0.6130747449%
AL13	Autauga County, Alabama	0.3128274268%
AL14	Baldwin County, Alabama	2.0634748791%
AL15	Barbour County, Alabama	0.0903480172%
AL16	Berry Town, Alabama	0.0255807640%
AL17	Bessemer City, Alabama	0.7109947981%
AL18	Bibb County, Alabama	0.4085288902%
AL19	Birmingham City, Alabama	5.1951777198%
AL20	Blount County, Alabama	0.9234442662%
AL21	Boaz City, Alabama	0.2060136530%
AL22	Brent City, Alabama	0.0773896125%
AL23	Bridgeport City, Alabama	0.0018784682%
AL24	Brookwood Town, Alabama	0.0086489962%
AL25	Brundidge City, Alabama	0.0135311792%
AL26	Bullock County, Alabama	0.0796915277%
AL27	Butler County, Alabama	0.1018481869%
AL28	Butler Town, Alabama	0.0667162698%
AL29	Calera City, Alabama	0.3019414983%
AL30	Calhoun County, Alabama	0.9063882548%
AL31	Camp Hill Town, Alabama	0.0075417001%
AL32	Carbon Hill City, Alabama	0.1157840003%
AL33	Cedar Bluff Town, Alabama	0.0710934048%
AL34	Center Point City, Alabama	0.0133238453%
AL35	Centre City, Alabama	0.1794085265%
AL36	Centreville City, Alabama	0.0284520830%
AL37	Chambers County, Alabama	0.5294659792%
AL38	Chelsea City, Alabama	0.0979008483%
AL39	Cherokee County, Alabama	0.3783571512%
AL40	Cherokee Town, Alabama	0.0103977337%
AL41	Chickasaw City, Alabama	0.1001322936%
AL42	Chilton County, Alabama	0.8173656065%
AL43	Choctaw County, Alabama	0.1561299913%
AL44	Clanton City, Alabama	0.2095674884%
AL45	Clarke County, Alabama	0.2981268690%

Allocations are subject to change pursuant to a State-Subdivision Agreement, Allocation Statute, Statutory Trust, or voluntary redistribution.

AL46	Clay County, Alabama	0.2055803292%
AL47	Cleburne County, Alabama	0.2547084960%
AL48	Cleveland Town, Alabama	0.0158272938%
AL49	Coffee County, Alabama	0.3871019364%
AL50	Colbert County, Alabama	0.3952915058%
AL51	Conecuh County, Alabama	0.1917624100%
AL52	Coosa County, Alabama	0.1512040683%
AL53	Cordova City, Alabama	0.1187316683%
AL54	Covington County, Alabama	0.5672964503%
AL55	Crenshaw County, Alabama	0.1784911624%
AL56	Cullman City, Alabama	0.6679011044%
AL57	Cullman County, Alabama	1.1134158448%
AL58	Dadeville City, Alabama	0.0300245280%
AL59	Dale County, Alabama	0.3019563918%
AL60	Daleville City, Alabama	0.0962526030%
AL61	Dallas County, Alabama	0.2567973552%
AL62	Daphne City, Alabama	0.3989058561%
AL63	Dauphin Island Town, Alabama	0.0572637276%
AL64	De Kalb County, Alabama	0.4973559628%
AL65	Decatur City, Alabama	2.3386961003%
AL66	Demopolis City, Alabama	0.1816852795%
AL67	Dora City, Alabama	0.1147227959%
AL68	Dothan City, Alabama	1.3536717998%
AL69	Double Springs Town, Alabama	0.0996372007%
AL70	Douglas Town, Alabama	0.0012077099%
AL71	Elmore County, Alabama	0.8969718491%
AL72	Enterprise City, Alabama	0.4127585791%
AL73	Escambia County, Alabama	1.1167843731%
AL74	Etowah County, Alabama	1.2766481766%
AL75	Eufaula City, Alabama	0.2639455521%
AL76	Evergreen City, Alabama	0.0514630047%
AL77	Fairfield City, Alabama	0.1452503338%
AL78	Fairhope City, Alabama	0.2772141345%
AL79	Faunsdale Town, Alabama	0.0003422380%
AL80	Fayette City, Alabama	0.0978658877%
AL81	Fayette County, Alabama	0.1722889409%
AL82	Florence City, Alabama	1.0811433319%
AL83	Foley City, Alabama	0.4270075488%
AL84	Fort Deposit Town, Alabama	0.0064072822%
AL85	Fort Payne City, Alabama	0.7227097485%
AL86	Franklin County, Alabama	0.3576596677%
AL87	Fultondale City, Alabama	0.1183265638%
AL88	Gadsden City, Alabama	1.0385843165%
AL89	Gardendale City, Alabama	0.2060359149%
AL90	Geneva City, Alabama	0.0824269236%
AL91	Geneva County, Alabama	0.2739977555%
AL92	Georgiana Town, Alabama	0.0227624346%
AL93	Geraldine Town, Alabama	0.0136718056%
AL94	Gilbertown, Alabama	0.0025025078%

Allocations are subject to change pursuant to a State-Subdivision Agreement, Allocation Statute, Statutory Trust, or voluntary redistribution.

AL95	Grant Town, Alabama	0.0211355106%
AL96	Graysville City, Alabama	0.0457358873%
AL97	Greene County, Alabama	0.0875741333%
AL98	Greensboro City, Alabama	0.0309843779%
AL99	Greenville City, Alabama	0.2124811365%
AL100	Guin City, Alabama	0.0314779814%
AL101	Gulf Shores City, Alabama	0.6056928761%
AL102	Guntersville City, Alabama	0.3155832033%
AL103	Gurley Town, Alabama	0.0093323748%
AL104	Hale County, Alabama	0.1637537628%
AL105	Haleyville City, Alabama	0.1770448423%
AL106	Hamilton City, Alabama	0.1121404116%
AL107	Hammondville Town, Alabama	0.0060874629%
AL108	Hartselle City, Alabama	0.0789440285%
AL109	Headland City, Alabama	0.0779554889%
AL110	Helena City, Alabama	0.1730779069%
AL111	Henagar City, Alabama	0.0426121618%
AL112	Henry County, Alabama	0.1009958841%
AL113	Homewood City, Alabama	0.4850077231%
AL114	Hoover City, Alabama	1.7195559976%
AL115	Houston County, Alabama	0.6936619236%
AL116	Hueytown City, Alabama	0.2414165543%
AL117	Huntsville City, Alabama	3.9595244225%
AL118	Irondale City, Alabama	0.2105232622%
AL119	Jackson County, Alabama	0.1962652779%
AL120	Jacksonville City, Alabama	0.3105081880%
AL121	Jasper City, Alabama	1.7503666697%
AL122	Jefferson County, Alabama	6.8382172586%
AL123	Killen Town, Alabama	0.0227596127%
AL124	Lamar County, Alabama	0.2021296511%
AL125	Lanett City, Alabama	0.1589197878%
AL126	Lauderdale County, Alabama	0.5802461540%
AL127	Lawrence County, Alabama	0.5631404452%
AL128	Lee County, Alabama	0.4246557010%
AL129	Leeds City, Alabama	0.1861377445%
AL130	Leesburg Town, Alabama	0.0238219145%
AL131	Leighton Town, Alabama	0.0070110196%
AL132	Level Plains Town, Alabama	0.0043528350%
AL133	Limestone County, Alabama	0.7224429188%
AL134	Lincoln City, Alabama	0.2292674962%
AL135	Linden City, Alabama	0.0213299890%
AL136	Locust Fork Town, Alabama	0.0048521608%
AL137	Louisville Town, Alabama	0.0057506336%
AL138	Lowndes County, Alabama	0.0861816651%
AL139	Luverne City, Alabama	0.0190236841%
AL140	Macon County, Alabama	0.1694431760%
AL141	Madison City, Alabama	0.5846219564%
AL142	Madison County, Alabama	1.6293910926%
AL143	Marengo County, Alabama	0.0618303242%

Allocations are subject to change pursuant to a State-Subdivision Agreement, Allocation Statute, Statutory Trust, or voluntary redistribution.

AL144	Marion City, Alabama	0.0292415194%
AL145	Marion County, Alabama	0.2768266672%
AL146	Marshall County, Alabama	0.9207690717%
AL147	McKenzie Town, Alabama	0.0054696942%
AL148	Midfield City, Alabama	0.0004832564%
AL149	Millbrook City, Alabama	0.3073353922%
AL150	Mobile City, Alabama	4.0071939625%
AL151	Mobile County, Alabama	3.4791001492%
AL152	Monroe County, Alabama	0.2337315625%
AL153	Monroeville City, Alabama	0.1318467688%
AL154	Montgomery City, Alabama	2.2065641592%
AL155	Montgomery County, Alabama	1.2171333286%
AL156	Moody City, Alabama	0.0449529570%
AL157	Morgan County, Alabama	0.3895218242%
AL158	Moulton City, Alabama	0.1681814574%
AL159	Mountain Brook City, Alabama	0.4426545523%
AL160	Munford Town, Alabama	0.0300193545%
AL161	Muscle Shoals City, Alabama	0.3330834343%
AL162	Nauvoo Town, Alabama	0.0232233507%
AL163	New Hope City, Alabama	0.0162383556%
AL164	Northport City, Alabama	0.5266238986%
AL165	Oakman Town, Alabama	0.0520189259%
AL166	Oneonta City, Alabama	0.3357228843%
AL167	Opelika City, Alabama	0.6661958717%
AL168	Opp City, Alabama	0.1150332087%
AL169	Orange Beach City, Alabama	0.3652233162%
AL170	Oxford City, Alabama	0.4374960548%
AL171	Ozark City, Alabama	0.3662502655%
AL172	Parrish Town, Alabama	0.1450906593%
AL173	Pelham City, Alabama	0.8534195126%
AL174	Pell City, Alabama	0.5517832536%
AL175	Perry County, Alabama	0.0631687837%
AL176	Phenix City, Alabama	0.7771409586%
AL177	Pickens County, Alabama	0.3558519831%
AL178	Piedmont City, Alabama	0.1781464160%
AL179	Pike County, Alabama	0.0368936669%
AL180	Pike Road Town, Alabama	0.0143829333%
AL181	Pleasant Grove City, Alabama	0.0641682975%
AL182	Powell Town, Alabama	0.0065863967%
AL183	Prattville City, Alabama	0.7490442043%
AL184	Priceville Town, Alabama	0.0151182042%
AL185	Prichard City, Alabama	0.1366181125%
AL186	Ragland Town, Alabama	0.0188691047%
AL187	Rainbow City, Alabama	0.1671141388%
AL188	Rainsville City, Alabama	0.2336182932%
AL189	Randolph County, Alabama	0.3557811211%
AL190	Red Bay City, Alabama	0.0779028128%
AL191	Robertsdale City, Alabama	0.1063320852%
AL192	Rockford Town, Alabama	0.0073077147%

Allocations are subject to change pursuant to a State-Subdivision Agreement, Allocation Statute, Statutory Trust, or voluntary redistribution.

AL193	Russell County, Alabama	0.2115303795%
AL194	Russellville City, Alabama	0.3934484686%
AL195	Saraland City, Alabama	0.3084999108%
AL196	Satsuma City, Alabama	0.0777247957%
AL197	Scottsboro City, Alabama	0.8238374013%
AL198	Selma City, Alabama	0.3277085100%
AL199	Sheffield City, Alabama	0.1998144101%
AL200	Shelby County, Alabama	2.0952362298%
AL201	Sipsey Town, Alabama	0.0466668907%
AL202	Slocomb City, Alabama	0.0549263030%
AL203	Spanish Fort City, Alabama	0.0364976554%
AL204	Springville City, Alabama	0.0717767051%
AL205	St Clair County, Alabama	1.2885695986%
AL206	Sumiton City, Alabama	0.2887687049%
AL207	Sumter County, Alabama	0.1466740785%
AL208	Sweet Water Town, Alabama	0.0003724954%
AL209	Sylacauga City, Alabama	0.2865998126%
AL210	Talladega City, Alabama	0.2833254271%
AL211	Talladega County, Alabama	0.7605670279%
AL212	Tallapoosa County, Alabama	0.2417311217%
AL213	Tarrant City, Alabama	0.1142189236%
AL214	Thomasville City, Alabama	0.1099082609%
AL215	Troy City, Alabama	0.4075231055%
AL216	Trussville City, Alabama	0.3035362052%
AL217	Tuscaloosa City, Alabama	2.4225445737%
AL218	Tuscaloosa County, Alabama	1.2570515614%
AL219	Tuscumbia City, Alabama	0.1046901892%
AL220	Tuskegee City, Alabama	0.1139634601%
AL221	Union Springs City, Alabama	0.0525288339%
AL222	Uniontown, Alabama	0.0225281356%
AL223	Vance Town, Alabama	0.0119552851%
AL224	Vernon City, Alabama	0.0393683473%
AL225	Vestavia Hills City, Alabama	0.3828440282%
AL226	Walker County, Alabama	1.8171292663%
AL227	Washington County, Alabama	0.2003164794%
AL228	Weaver City, Alabama	0.0524883078%
AL229	West Blocton Town, Alabama	0.0502179042%
AL230	Wilcox County, Alabama	0.1091455545%
AL231	Winfield City, Alabama	0.2361910358%
AL232	Winston County, Alabama	0.2200911901%
AL233	Woodville Town, Alabama	0.0005726961%
AL234	Yellow Bluff Town, Alabama	0.0036386502%

AK1	Anchorage Municipality, Alaska	47.6578000000%
AK2	Fairbanks City, Alaska	5.1226000000%
AK3	Fairbanks North Star Borough, Alaska	10.9627000000%
AK4	Juneau City and Borough, Alaska	5.2324000000%
AK5	Kenai Peninsula Borough, Alaska	9.4922000000%
AK6	Ketchikan Gateway Borough, Alaska	2.2406000000%
AK7	Kodiak Island Borough, Alaska	2.1839000000%
AK8	Matanuska-Susitna Borough, Alaska	15.4726000000%
AK9	Wasilla City, Alaska	1.6351000000%

AZ1	Apache County, Arizona	0.3907470000%
AZ2	Apache Junction City, Arizona	0.2201340000%
AZ3	Avondale City, Arizona	0.5677140000%
AZ4	Benson City, Arizona	0.0652960000%
AZ5	Bisbee City, Arizona	0.0643685000%
AZ6	Buckeye City, Arizona	0.2664780000%
AZ7	Bullhead City, Arizona	0.6416380000%
AZ8	Camp Verde Town, Arizona	0.0416227000%
AZ9	Carefree Town, Arizona	0.0231720000%
AZ10	Casa Grande City, Arizona	0.2125144000%
AZ11	Cave Creek Town, Arizona	0.0347580000%
AZ12	Chandler City, Arizona	1.6567980000%
AZ13	Chino Valley Town, Arizona	0.0291788000%
AZ14	Clarkdale Town, Arizona	0.0308952000%
AZ15	Clifton Town, Arizona	0.0102870000%
AZ16	Cochise County, Arizona	1.1773685000%
AZ17	Coconino County, Arizona	1.2011808000%
AZ18	Colorado City Town, Arizona	0.0298778000%
AZ19	Coolidge City, Arizona	0.0644448000%
AZ20	Cottonwood City, Arizona	0.2098299000%
AZ21	Dewey-Humboldt Town, Arizona	0.0660814000%
AZ22	Douglas City, Arizona	0.1565620000%
AZ23	Duncan Town, Arizona	0.0002520000%
AZ24	Eagar Town, Arizona	0.1425540000%
AZ25	El Mirage City, Arizona	0.2259270000%
AZ26	Eloy City, Arizona	1.3418328000%
AZ27	Flagstaff City, Arizona	0.3114360000%
AZ28	Florence Town, Arizona	0.0456484000%
AZ29	Fountain Hills Town, Arizona	0.0984810000%
AZ30	Fredonia Town, Arizona	0.0052328000%
AZ31	Gila Bend Town, Arizona	0.0173790000%
AZ32	Gila County, Arizona	0.7780446000%
AZ33	Gilbert Town, Arizona	0.9906030000%
AZ34	Glendale City, Arizona	1.5235590000%
AZ35	Globe City, Arizona	0.1168266000%
AZ36	Goodyear City, Arizona	0.4402680000%
AZ37	Graham County, Arizona	0.4476494000%
AZ38	Greenlee County, Arizona	0.0794610000%
AZ39	Guadalupe Town, Arizona	0.0000000000%
AZ40	Hayden Town, Arizona	0.0263802000%
AZ41	Holbrook City, Arizona	0.0575625000%
AZ42	Huachuca City Town, Arizona	0.0168805000%
AZ43	Jerome Town, Arizona	0.0012873000%
AZ44	Kearny Town, Arizona	0.0107408000%
AZ45	Kingman City, Arizona	0.4853918000%
AZ46	La Paz County, Arizona	0.2670171000%
AZ47	Lake Havasu City, Arizona	0.6793526000%
AZ48	Litchfield Park City, Arizona	0.0231720000%
AZ49	Mammoth Town, Arizona	0.0061376000%

AZ50	Marana Town, Arizona	0.3841282000%
AZ51	Maricopa City, Arizona	0.1047228000%
AZ52	Maricopa County, Arizona	29.8513290000%
AZ53	Mesa City, Arizona	3.5105580000%
AZ54	Miami Town, Arizona	0.0309482000%
AZ55	Mohave County, Arizona	3.0617398000%
AZ56	Navajo County, Arizona	1.0789515000%
AZ57	Nogales City, Arizona	0.0834350000%
AZ58	Oro Valley Town, Arizona	0.3207284000%
AZ59	Page City, Arizona	0.0575608000%
AZ60	Paradise Valley Town, Arizona	0.1969620000%
AZ61	Parker Town, Arizona	0.0156219000%
AZ62	Patagonia Town, Arizona	0.0024790000%
AZ63	Payson Town, Arizona	0.1846614000%
AZ64	Peoria City, Arizona	0.8747430000%
AZ65	Phoenix City, Arizona	12.3275040000%
AZ66	Pima County, Arizona	13.4612693000%
AZ67	Pima Town, Arizona	0.0159618000%
AZ68	Pinal County, Arizona	2.0334636000%
AZ69	Pinetop-Lakeside Town, Arizona	0.0729125000%
AZ70	Prescott City, Arizona	0.5917289000%
AZ71	Prescott Valley Town, Arizona	0.3471419000%
AZ72	Quartzsite Town, Arizona	0.0183911000%
AZ73	Queen Creek Town, Arizona	0.0637230000%
AZ74	Safford City, Arizona	0.1929077000%
AZ75	Sahuarita Town, Arizona	0.1510407000%
AZ76	San Luis City, Arizona	0.0963840000%
AZ77	Santa Cruz County, Arizona	0.2840860000%
AZ78	Scottsdale City, Arizona	2.3114070000%
AZ79	Sedona City, Arizona	0.0690392000%
AZ80	Show Low City, Arizona	0.1441365000%
AZ81	Sierra Vista City, Arizona	0.3084865000%
AZ82	Snowflake Town, Arizona	0.0451290000%
AZ83	Somerton City, Arizona	0.0449792000%
AZ84	South Tucson City, Arizona	0.0578057000%
AZ85	Springerville Town, Arizona	0.0740370000%
AZ86	St. Johns City, Arizona	0.0826620000%
AZ87	Star Valley Town, Arizona	0.0039970000%
AZ88	Superior Town, Arizona	0.0168784000%
AZ89	Surprise City, Arizona	0.5677140000%
AZ90	Taylor Town, Arizona	0.0411380000%
AZ91	Tempe City, Arizona	1.8943110000%
AZ92	Thatcher Town, Arizona	0.0624092000%
AZ93	Tolleson City, Arizona	0.1564110000%
AZ94	Tombstone City, Arizona	0.0215180000%
AZ95	Tucson City, Arizona	4.2720277000%
AZ96	Tusayan Town, Arizona	0.0113096000%
AZ97	Wellton Town, Arizona	0.0122488000%
AZ98	Wickenburg Town, Arizona	0.0579300000%

AZ99	Willcox City, Arizona	0.0443345000%
AZ100	Williams City, Arizona	0.0324096000%
AZ101	Winkelman Town, Arizona	0.0011420000%
AZ102	Winslow City, Arizona	0.0950165000%
AZ103	Yavapai County, Arizona	2.9740921000%
AZ104	Youngtown, Arizona	0.0289650000%
AZ105	Yuma City, Arizona	0.5285056000%
AZ106	Yuma County, Arizona	1.3258824000%

Allocations are subject to change pursuant to a State-Subdivision Agreement, Allocation Statute, Statutory Trust, or voluntary redistribution.

AR1	Adona City, Arkansas	0.0020790506%
AR2	Alexander City, Arkansas	0.0103476018%
AR3	Alicia Town, Arkansas	0.0002309579%
AR4	Allport Town, Arkansas	0.0026587350%
AR5	Alma City, Arkansas	0.1875236673%
AR6	Almyra Town, Arkansas	0.0010881066%
AR7	Alpena Town, Arkansas	0.0141319347%
AR8	Alzheimer City, Arkansas	0.0071081808%
AR9	Altus City, Arkansas	0.0161149675%
AR10	Amagon Town, Arkansas	0.0016587759%
AR11	Amity City, Arkansas	0.0105947297%
AR12	Antoine Town, Arkansas	0.0010576270%
AR13	Arkadelphia City, Arkansas	0.2710593166%
AR14	Arkansas City, Arkansas	0.0026365550%
AR15	Arkansas County, Arkansas	0.2296669059%
AR16	Ash Flat City, Arkansas	0.0560964456%
AR17	Ashdown City, Arkansas	0.0210645360%
AR18	Ashley County, Arkansas	0.3024558569%
AR19	Atkins City, Arkansas	0.0507540769%
AR20	Aubrey Town, Arkansas	0.0021166850%
AR21	Augusta City, Arkansas	0.0134645321%
AR22	Austin City, Arkansas	0.0201747613%
AR23	Avoca Town, Arkansas	0.0030227727%
AR24	Bald Knob City, Arkansas	0.1048227005%
AR25	Banks Town, Arkansas	0.0006822846%
AR26	Barling City, Arkansas	0.1588678563%
AR27	Bassett Town, Arkansas	0.0011499243%
AR28	Batesville City, Arkansas	0.1318965785%
AR29	Bauxite Town, Arkansas	0.0049816222%
AR30	Baxter County, Arkansas	0.8761971230%
AR31	Bay City, Arkansas	0.0250493472%
AR32	Bearden City, Arkansas	0.0161101022%
AR33	Beaver Town, Arkansas	0.0051365958%
AR34	Beebe City, Arkansas	0.2412092213%
AR35	Beedeville Town, Arkansas	0.0018030172%
AR36	Bella Vista City, Arkansas	0.5136648745%
AR37	Bellefonte Town, Arkansas	0.0008435545%
AR38	Belleville City, Arkansas	0.0050880860%
AR39	Ben Lomond Town, Arkansas	0.0012499489%
AR40	Benton City, Arkansas	1.3762616667%
AR41	Benton County, Arkansas	2.1391978253%
AR42	Bentonville City, Arkansas	1.3212148347%
AR43	Bergman Town, Arkansas	0.0080191338%
AR44	Berryville City, Arkansas	0.1767673815%
AR45	Bethel Heights City, Arkansas	0.0550911920%
AR46	Big Flat Town, Arkansas	0.0005552148%
AR47	Bigelow Town, Arkansas	0.0028351731%
AR48	Biggers Town, Arkansas	0.0002571446%
AR49	Birdsong Town, Arkansas	0.0001210597%

Allocations are subject to change pursuant to a State-Subdivision Agreement, Allocation Statute, Statutory Trust, or voluntary redistribution.

AR50	Black Oak Town, Arkansas	0.0003079439%
AR51	Black Rock City, Arkansas	0.0020552966%
AR52	Black Springs Town, Arkansas	0.0007714338%
AR53	Blevins City, Arkansas	0.0042289340%
AR54	Blue Eye Town, Arkansas	0.0007084713%
AR55	Blue Mountain Town, Arkansas	0.0023457827%
AR56	Bluff City Town, Arkansas	0.0001956131%
AR57	Blytheville City, Arkansas	0.3444881956%
AR58	Bodcaw Town, Arkansas	0.0004892473%
AR59	Bonanza City, Arkansas	0.0271534397%
AR60	Bono City, Arkansas	0.0166311169%
AR61	Boone County, Arkansas	0.6844345049%
AR62	Booneville City, Arkansas	0.2395670446%
AR63	Bradford City, Arkansas	0.0196136795%
AR64	Bradley City, Arkansas	0.0127167093%
AR65	Bradley County, Arkansas	0.0903557767%
AR66	Branch City, Arkansas	0.0001595527%
AR67	Briarcliff City, Arkansas	0.0001841653%
AR68	Brinkley City, Arkansas	0.0788794288%
AR69	Brookland City, Arkansas	0.0336729211%
AR70	Bryant City, Arkansas	1.0536173112%
AR71	Buckner City, Arkansas	0.0065180504%
AR72	Bull Shoals City, Arkansas	0.0692543217%
AR73	Burdette Town, Arkansas	0.0001210597%
AR74	Cabot City, Arkansas	0.9626014299%
AR75	Caddo Valley Town, Arkansas	0.0447599031%
AR76	Caldwell Town, Arkansas	0.0042239256%
AR77	Cale Town, Arkansas	0.0007827384%
AR78	Calhoun County, Arkansas	0.1397959405%
AR79	Calico Rock City, Arkansas	0.0024459503%
AR80	Calion City, Arkansas	0.0029361993%
AR81	Camden City, Arkansas	0.4098542963%
AR82	Cammack Village City, Arkansas	0.0112054660%
AR83	Campbell Station City, Arkansas	0.0043090681%
AR84	Caraway City, Arkansas	0.0225855098%
AR85	Carlisle City, Arkansas	0.1468534652%
AR86	Carroll County, Arkansas	0.5928260605%
AR87	Carthage City, Arkansas	0.0016610654%
AR88	Casa Town, Arkansas	0.0015121018%
AR89	Cash Town, Arkansas	0.0012319187%
AR90	Caulksville Town, Arkansas	0.0006928738%
AR91	Cave City, Arkansas	0.0850463202%
AR92	Cave Springs City, Arkansas	0.0320796835%
AR93	Cedarville City, Arkansas	0.0178802072%
AR94	Centerton City, Arkansas	0.1131077079%
AR95	Central City Town, Arkansas	0.0174268772%
AR96	Charleston City, Arkansas	0.0410054775%
AR97	Cherokee Village City, Arkansas	0.2125413902%
AR98	Cherry Valley City, Arkansas	0.0081466329%

Allocations are subject to change pursuant to a State-Subdivision Agreement, Allocation Statute, Statutory Trust, or voluntary redistribution.

AR99	Chester Town, Arkansas	0.0004361585%
AR100	Chicot County, Arkansas	0.2832352637%
AR101	Chidester City, Arkansas	0.0007419559%
AR102	Clarendon City, Arkansas	0.0270484068%
AR103	Clark County, Arkansas	0.3342708117%
AR104	Clarksville City, Arkansas	0.2458837581%
AR105	Clay County, Arkansas	0.0488217003%
AR106	Cleburne County, Arkansas	0.3503158049%
AR107	Cleveland County, Arkansas	0.1143679597%
AR108	Clinton City, Arkansas	0.0824034689%
AR109	Coal Hill City, Arkansas	0.1328713526%
AR110	Colt City, Arkansas	0.0085205444%
AR111	Columbia County, Arkansas	0.0678054686%
AR112	Concord Town, Arkansas	0.0150785188%
AR113	Conway City, Arkansas	2.0922743015%
AR114	Conway County, Arkansas	0.5138971203%
AR115	Corning City, Arkansas	0.0191809554%
AR116	Cotter City, Arkansas	0.0233925747%
AR117	Cotton Plant City, Arkansas	0.0024986099%
AR118	Cove Town, Arkansas	0.0001777260%
AR119	Coy Town, Arkansas	0.0078196572%
AR120	Craighead County, Arkansas	0.9265189050%
AR121	Crawford County, Arkansas	0.9565887967%
AR122	Crawfordsville Town, Arkansas	0.0037229444%
AR123	Crittenden County, Arkansas	0.4875667723%
AR124	Cross County, Arkansas	0.3114968436%
AR125	Crossett City, Arkansas	0.2482926464%
AR126	Cushman City, Arkansas	0.0031235127%
AR127	Daisy Town, Arkansas	0.0019036142%
AR128	Dallas County, Arkansas	0.1170103816%
AR129	Damascus Town, Arkansas	0.0328833141%
AR130	Danville City, Arkansas	0.0554598088%
AR131	Dardanelle City, Arkansas	0.1270318663%
AR132	Datto Town, Arkansas	0.0002041989%
AR133	De Queen City, Arkansas	0.1825177187%
AR134	Decatur City, Arkansas	0.0461206088%
AR135	Delaplaine Town, Arkansas	0.0012409338%
AR136	Delight City, Arkansas	0.0019036142%
AR137	Dell Town, Arkansas	0.0049627334%
AR138	Denning Town, Arkansas	0.0066893371%
AR139	Dermott City, Arkansas	0.0098811069%
AR140	Des Arc City, Arkansas	0.0461902968%
AR141	Desha County, Arkansas	0.1880442527%
AR142	Dewitt City, Arkansas	0.0561472449%
AR143	Diamond City, Arkansas	0.0067481498%
AR144	Diaz City, Arkansas	0.0144799456%
AR145	Dierks City, Arkansas	0.0109843817%
AR146	Donaldson Town, Arkansas	0.0097288521%
AR147	Dover City, Arkansas	0.0357561215%

Allocations are subject to change pursuant to a State-Subdivision Agreement, Allocation Statute, Statutory Trust, or voluntary redistribution.

AR148	Drew County, Arkansas	0.4312385101%
AR149	Dumas City, Arkansas	0.0345209116%
AR150	Dyer City, Arkansas	0.0039248537%
AR151	Dyess Town, Arkansas	0.0004842389%
AR152	Earle City, Arkansas	0.0169920066%
AR153	East Camden Town, Arkansas	0.0077825952%
AR154	Edmondson Town, Arkansas	0.0080664988%
AR155	Egypt Town, Arkansas	0.0007186312%
AR156	El Dorado City, Arkansas	0.7549722601%
AR157	Elaine City, Arkansas	0.0061272536%
AR158	Elkins City, Arkansas	0.0584820092%
AR159	Elm Springs City, Arkansas	0.0169270407%
AR160	Emerson Town, Arkansas	0.0007712907%
AR161	Emmet City, Arkansas	0.0006732695%
AR162	England City, Arkansas	0.1277733929%
AR163	Enola Town, Arkansas	0.0166283981%
AR164	Etowah Town, Arkansas	0.0016945500%
AR165	Eudora City, Arkansas	0.0090127967%
AR166	Eureka Springs City, Arkansas	0.3891361972%
AR167	Evening Shade City, Arkansas	0.0112877465%
AR168	Everton Town, Arkansas	0.0023825585%
AR169	Fairfield Bay City, Arkansas	0.0994183710%
AR170	Fargo Town, Arkansas	0.0003540210%
AR171	Farmington City, Arkansas	0.0908450240%
AR172	Faulkner County, Arkansas	1.0072116540%
AR173	Fayetteville City, Arkansas	2.1103658624%
AR174	Felsenthal Town, Arkansas	0.0017181610%
AR175	Fifty-Six City, Arkansas	0.0004614866%
AR176	Fisher City, Arkansas	0.0019605666%
AR177	Flippin City, Arkansas	0.0956901320%
AR178	Fordyce City, Arkansas	0.0545063561%
AR179	Foreman City, Arkansas	0.0020583016%
AR180	Forrest City, Arkansas	0.2961090931%
AR181	Fort Smith City, Arkansas	3.8434930088%
AR182	Fouke City, Arkansas	0.0054372418%
AR183	Fountain Hill Town, Arkansas	0.0007150537%
AR184	Fountain Lake Town, Arkansas	0.0028270166%
AR185	Fourche Town, Arkansas	0.0009659021%
AR186	Franklin County, Arkansas	0.5981687154%
AR187	Franklin Town, Arkansas	0.0147063245%
AR188	Fredonia (Biscoe) Town, Arkansas	0.0078030580%
AR189	Friendship Town, Arkansas	0.0051302995%
AR190	Fulton County, Arkansas	0.4958178657%
AR191	Fulton Town, Arkansas	0.0066352466%
AR192	Garfield Town, Arkansas	0.0074476060%
AR193	Garland County, Arkansas	1.7344021372%
AR194	Garland Town, Arkansas	0.0002891982%
AR195	Garner Town, Arkansas	0.0077934705%
AR196	Gassville City, Arkansas	0.0727563250%

Allocations are subject to change pursuant to a State-Subdivision Agreement, Allocation Statute, Statutory Trust, or voluntary redistribution.

AR197	Gateway Town, Arkansas	0.0062878080%
AR198	Gentry City, Arkansas	0.0904861377%
AR199	Georgetown, Arkansas	0.0040265954%
AR200	Gilbert Town, Arkansas	0.0024831554%
AR201	Gillett City, Arkansas	0.0114616089%
AR202	Gillham Town, Arkansas	0.0013801668%
AR203	Gilmore City, Arkansas	0.0000954454%
AR204	Glenwood City, Arkansas	0.0480021861%
AR205	Goshen Town, Arkansas	0.0031660124%
AR206	Gosnell City, Arkansas	0.0272347186%
AR207	Gould City, Arkansas	0.0171248002%
AR208	Grady City, Arkansas	0.0313103962%
AR209	Grannis City, Arkansas	0.0009242610%
AR210	Grant County, Arkansas	0.2664481715%
AR211	Gravette City, Arkansas	0.0803454535%
AR212	Green Forest City, Arkansas	0.1176088116%
AR213	Greenbrier City, Arkansas	0.0720066419%
AR214	Greene County, Arkansas	0.5298528213%
AR215	Greenland City, Arkansas	0.0237445924%
AR216	Greenway City, Arkansas	0.0004757962%
AR217	Greenwood City, Arkansas	0.2310067194%
AR218	Greers Ferry City, Arkansas	0.0499860774%
AR219	Griffithville Town, Arkansas	0.0045461792%
AR220	Grubbs City, Arkansas	0.0056885194%
AR221	Guion Town, Arkansas	0.0188333737%
AR222	Gum Springs Town, Arkansas	0.0030512489%
AR223	Gurdon City, Arkansas	0.0633258293%
AR224	Guy City, Arkansas	0.0155481618%
AR225	Hackett City, Arkansas	0.0171567108%
AR226	Hamburg City, Arkansas	0.0524650830%
AR227	Hampton City, Arkansas	0.0149258347%
AR228	Hardy City, Arkansas	0.0225704847%
AR229	Harrell Town, Arkansas	0.0015608978%
AR230	Harrisburg City, Arkansas	0.0610374284%
AR231	Harrison City, Arkansas	0.7509041666%
AR232	Hartford City, Arkansas	0.0079703379%
AR233	Hartman City, Arkansas	0.0041808536%
AR234	Haskell City, Arkansas	0.0719017520%
AR235	Hatfield Town, Arkansas	0.0003119506%
AR236	Havana City, Arkansas	0.0028832535%
AR237	Haynes Town, Arkansas	0.0021807923%
AR238	Hazen City, Arkansas	0.0648458015%
AR239	Heber Springs City, Arkansas	0.3767547633%
AR240	Hector Town, Arkansas	0.0046732490%
AR241	Helena-West Helena City, Arkansas	0.1739214762%
AR242	Hempstead County, Arkansas	0.2734659153%
AR243	Hermitage City, Arkansas	0.0121839606%
AR244	Hickory Ridge City, Arkansas	0.0037770349%
AR245	Higden Town, Arkansas	0.0085654767%

Allocations are subject to change pursuant to a State-Subdivision Agreement, Allocation Statute, Statutory Trust, or voluntary redistribution.

AR246	Higginson Town, Arkansas	0.0151972889%
AR247	Highfill Town, Arkansas	0.0156011076%
AR248	Highland City, Arkansas	0.0298718460%
AR249	Hindsville Town, Arkansas	0.0033816590%
AR250	Holland City, Arkansas	0.0148864831%
AR251	Holly Grove City, Arkansas	0.0044608936%
AR252	Hope City, Arkansas	0.2248866206%
AR253	Horatio City, Arkansas	0.0029417800%
AR254	Horseshoe Bend City, Arkansas	0.1112109623%
AR255	Horseshoe Lake Town, Arkansas	0.0014319677%
AR256	Hot Spring County, Arkansas	0.4782149797%
AR257	Hot Springs City, Arkansas	3.5617977507%
AR258	Houston Town, Arkansas	0.0052922849%
AR259	Howard County, Arkansas	0.1730249760%
AR260	Hoxie City, Arkansas	0.0120318489%
AR261	Hughes City, Arkansas	0.0113608689%
AR262	Humnoke City, Arkansas	0.0148176536%
AR263	Humphrey City, Arkansas	0.0142685920%
AR264	Hunter Town, Arkansas	0.0001735762%
AR265	Huntington City, Arkansas	0.0062142563%
AR266	Huntsville City, Arkansas	0.0854508543%
AR267	Huttig City, Arkansas	0.0090756161%
AR268	Imboden Town, Arkansas	0.0007621325%
AR269	Independence County, Arkansas	1.0893020276%
AR270	Izard County, Arkansas	0.5513048629%
AR271	Jackson County, Arkansas	0.1817241049%
AR272	Jacksonport Town, Arkansas	0.0050680525%
AR273	Jacksonville City, Arkansas	2.6389305280%
AR274	Jasper City, Arkansas	0.0070526594%
AR275	Jefferson County, Arkansas	0.5992841535%
AR276	Jennette Town, Arkansas	0.0012409338%
AR277	Jericho Town, Arkansas	0.0009641849%
AR278	Jerome Town, Arkansas	0.0001957562%
AR279	Johnson City, Arkansas	0.1307711237%
AR280	Johnson County, Arkansas	0.3131687844%
AR281	Joiner City, Arkansas	0.0294738943%
AR282	Jonesboro City, Arkansas	2.1740597362%
AR283	Judsonia City, Arkansas	0.0470208295%
AR284	Junction City, Arkansas	0.0041819983%
AR285	Keiser City, Arkansas	0.0065363668%
AR286	Kensett City, Arkansas	0.0362397881%
AR287	Kibler City, Arkansas	0.0431741065%
AR288	Kingsland City, Arkansas	0.0062036672%
AR289	Knobel City, Arkansas	0.0009218283%
AR290	Knoxville Town, Arkansas	0.0058832739%
AR291	Lafayette County, Arkansas	0.0910619584%
AR292	Lafe Town, Arkansas	0.0028363178%
AR293	Lake City, Arkansas	0.0259733220%
AR294	Lake View City, Arkansas	0.0047133160%

Allocations are subject to change pursuant to a State-Subdivision Agreement, Allocation Statute, Statutory Trust, or voluntary redistribution.

AR295	Lake Village City, Arkansas	0.0224886334%
AR296	Lakeview City, Arkansas	0.0193402219%
AR297	Lamar City, Arkansas	0.1021685446%
AR298	Lavaca City, Arkansas	0.0302604964%
AR299	Lawrence County, Arkansas	0.4807663922%
AR300	Leachville City, Arkansas	0.0232401768%
AR301	Lead Hill Town, Arkansas	0.0069168607%
AR302	Lee County, Arkansas	0.0997278889%
AR303	Leola Town, Arkansas	0.0013687190%
AR304	Lepanto City, Arkansas	0.0682260295%
AR305	Leslie City, Arkansas	0.0254444370%
AR306	Lewisville City, Arkansas	0.0166148039%
AR307	Lincoln City, Arkansas	0.0464338472%
AR308	Lincoln County, Arkansas	0.1387881111%
AR309	Little Flock City, Arkansas	0.0530723850%
AR310	Little River County, Arkansas	0.3040825791%
AR311	Little Rock City, Arkansas	6.7135694892%
AR312	Lockesburg City, Arkansas	0.0062672021%
AR313	Logan County, Arkansas	0.5058103018%
AR314	London City, Arkansas	0.0142372538%
AR315	Lonoke City, Arkansas	0.2452247983%
AR316	Lonoke County, Arkansas	0.5956462085%
AR317	Louann Town, Arkansas	0.0002119261%
AR318	Luxora City, Arkansas	0.0119226662%
AR319	Lynn Town, Arkansas	0.0001385175%
AR320	Madison City, Arkansas	0.0058260353%
AR321	Madison County, Arkansas	0.3238546666%
AR322	Magazine City, Arkansas	0.0318730520%
AR323	Magness Town, Arkansas	0.0014179443%
AR324	Magnolia City, Arkansas	0.5824169272%
AR325	Malvern City, Arkansas	0.3835695961%
AR326	Mammoth Spring City, Arkansas	0.0072408314%
AR327	Manila City, Arkansas	0.0409124647%
AR328	Mansfield City, Arkansas	0.0007997669%
AR329	Marianna City, Arkansas	0.0846648246%
AR330	Marie Town, Arkansas	0.0009849339%
AR331	Marion City, Arkansas	0.1126915829%
AR332	Marion County, Arkansas	0.3952336867%
AR333	Marked Tree City, Arkansas	0.0992021520%
AR334	Marmaduke City, Arkansas	0.0391761304%
AR335	Marvell City, Arkansas	0.0610375715%
AR336	Maumelle City, Arkansas	0.2572012688%
AR337	Mayflower City, Arkansas	0.0608694329%
AR338	Maynard Town, Arkansas	0.0013140561%
AR339	McCaskill Town, Arkansas	0.0012894435%
AR340	McCrary City, Arkansas	0.0147483949%
AR341	McDougal Town, Arkansas	0.0001189133%
AR342	McGehee City, Arkansas	0.0429993856%
AR343	McNab Town, Arkansas	0.0009151028%

Allocations are subject to change pursuant to a State-Subdivision Agreement, Allocation Statute, Statutory Trust, or voluntary redistribution.

AR344	Melbourne City, Arkansas	0.0687295865%
AR345	Mena City, Arkansas	0.7716866592%
AR346	Menifee Town, Arkansas	0.0106144770%
AR347	Midland Town, Arkansas	0.0002701664%
AR348	Miller County, Arkansas	0.3769094507%
AR349	Mineral Springs City, Arkansas	0.0133569235%
AR350	Minturn Town, Arkansas	0.0002323889%
AR351	Mississippi County, Arkansas	0.4561503415%
AR352	Mitchellville City, Arkansas	0.0000190318%
AR353	Monette City, Arkansas	0.0230987974%
AR354	Monroe County, Arkansas	0.0751267203%
AR355	Montgomery County, Arkansas	0.2264091685%
AR356	Monticello City, Arkansas	0.0526747196%
AR357	Montrose City, Arkansas	0.0059883068%
AR358	Moorefield Town, Arkansas	0.0009616092%
AR359	Moro Town, Arkansas	0.0019858947%
AR360	Morrilton City, Arkansas	0.2597150469%
AR361	Morrison Bluff Town, Arkansas	0.0001732900%
AR362	Mount Ida City, Arkansas	0.0133550632%
AR363	Mount Pleasant Town, Arkansas	0.0122294653%
AR364	Mount Vernon Town, Arkansas	0.0071675659%
AR365	Mountain Home City, Arkansas	0.8447100025%
AR366	Mountain Pine City, Arkansas	0.0111311989%
AR367	Mountainburg City, Arkansas	0.0505877986%
AR368	Mulberry City, Arkansas	0.0839496278%
AR369	Murfreesboro City, Arkansas	0.0401878235%
AR370	Nashville City, Arkansas	0.1174004630%
AR371	Nevada County, Arkansas	0.1042972498%
AR372	Newark City, Arkansas	0.0743959259%
AR373	Newport City, Arkansas	0.2957024125%
AR374	Newton County, Arkansas	0.2538955941%
AR375	Norman Town, Arkansas	0.0054255078%
AR376	Norphlet City, Arkansas	0.0199309247%
AR377	North Little Rock City, Arkansas	1.6145764729%
AR378	Oak Grove Heights Town, Arkansas	0.0108133813%
AR379	Oak Grove Town, Arkansas	0.0031881924%
AR380	Oakhaven Town, Arkansas	0.0008458440%
AR381	Oden Town, Arkansas	0.0002086349%
AR382	Ogden City, Arkansas	0.0000829960%
AR383	Oil Trough Town, Arkansas	0.0018456600%
AR384	O'Kean Town, Arkansas	0.0001714297%
AR385	Okolona Town, Arkansas	0.0019046158%
AR386	Ola City, Arkansas	0.0262882776%
AR387	Omaha Town, Arkansas	0.0030405167%
AR388	Oppelo City, Arkansas	0.0090335457%
AR389	Osceola City, Arkansas	0.2492878833%
AR390	Ouachita County, Arkansas	0.2913601460%
AR391	Oxford City, Arkansas	0.0264156336%
AR392	Ozan Town, Arkansas	0.0011369025%

Allocations are subject to change pursuant to a State-Subdivision Agreement, Allocation Statute, Statutory Trust, or voluntary redistribution.

AR393	Ozark City, Arkansas	0.1131238778%
AR394	Palestine City, Arkansas	0.0190803585%
AR395	Pangburn City, Arkansas	0.0157168727%
AR396	Paragould City, Arkansas	1.0056390223%
AR397	Paris City, Arkansas	0.1616167421%
AR398	Parkdale City, Arkansas	0.0007150537%
AR399	Parkin City, Arkansas	0.0145157198%
AR400	Patmos Town, Arkansas	0.0012638292%
AR401	Patterson City, Arkansas	0.0019780244%
AR402	Pea Ridge City, Arkansas	0.1099874863%
AR403	Peach Orchard City, Arkansas	0.0002743162%
AR404	Perla Town, Arkansas	0.0015089537%
AR405	Perry County, Arkansas	0.2411764522%
AR406	Perry Town, Arkansas	0.0054813155%
AR407	Perrytown, Arkansas	0.0014218079%
AR408	Perryville City, Arkansas	0.0413931262%
AR409	Phillips County, Arkansas	0.3318178496%
AR410	Piggott City, Arkansas	0.3895380125%
AR411	Pike County, Arkansas	0.3481536152%
AR412	Pindall Town, Arkansas	0.0030350790%
AR413	Pine Bluff City, Arkansas	0.9840818047%
AR414	Pineville Town, Arkansas	0.0022012551%
AR415	Plainview City, Arkansas	0.0125505741%
AR416	Pleasant Plains Town, Arkansas	0.0024498139%
AR417	Plumerville City, Arkansas	0.0292462276%
AR418	Pocahontas City, Arkansas	0.4671181241%
AR419	Poinsett County, Arkansas	0.4009911787%
AR420	Polk County, Arkansas	0.0691418478%
AR421	Pollard City, Arkansas	0.0004521853%
AR422	Pope County, Arkansas	0.8568421621%
AR423	Portia Town, Arkansas	0.0009455824%
AR424	Portland City, Arkansas	0.0081334680%
AR425	Pottsville City, Arkansas	0.0356473681%
AR426	Powhatan Town, Arkansas	0.0001556891%
AR427	Poyen Town, Arkansas	0.0022812461%
AR428	Prairie County, Arkansas	0.1056546642%
AR429	Prairie Grove City, Arkansas	0.0877670159%
AR430	Prattsville Town, Arkansas	0.0011406231%
AR431	Prescott City, Arkansas	0.0925564594%
AR432	Pulaski County, Arkansas	2.3536109191%
AR433	Pyatt Town, Arkansas	0.0061435666%
AR434	Quitman City, Arkansas	0.0720876345%
AR435	Randolph County, Arkansas	0.0533049170%
AR436	Ratcliff City, Arkansas	0.0038192484%
AR437	Ravenden Springs Town, Arkansas	0.0001143342%
AR438	Ravenden Town, Arkansas	0.0021246984%
AR439	Rector City, Arkansas	0.0056501695%
AR440	Redfield City, Arkansas	0.0199888788%
AR441	Reed Town, Arkansas	0.0009294125%

Allocations are subject to change pursuant to a State-Subdivision Agreement, Allocation Statute, Statutory Trust, or voluntary redistribution.

AR442	Reyno City, Arkansas	0.0001714297%
AR443	Rison City, Arkansas	0.0266158258%
AR444	Rockport City, Arkansas	0.0466258829%
AR445	Roe Town, Arkansas	0.0006297682%
AR446	Rogers City, Arkansas	1.7409808606%
AR447	Rondo Town, Arkansas	0.0001282146%
AR448	Rose Bud Town, Arkansas	0.0201332633%
AR449	Rosston Town, Arkansas	0.0012719857%
AR450	Rudy Town, Arkansas	0.0043610122%
AR451	Russell Town, Arkansas	0.0072738867%
AR452	Russellville City, Arkansas	0.9171601007%
AR453	Salem City, Arkansas	0.0044962385%
AR454	Salesville City, Arkansas	0.0064404921%
AR455	Saline County, Arkansas	1.0800200662%
AR456	Scott County, Arkansas	0.3380405487%
AR457	Scranton City, Arkansas	0.0072753177%
AR458	Searcy City, Arkansas	0.9880873649%
AR459	Searcy County, Arkansas	0.2584806955%
AR460	Sebastian County, Arkansas	2.1934833834%
AR461	Sedgwick Town, Arkansas	0.0005311746%
AR462	Sevier County, Arkansas	0.2613059949%
AR463	Shannon Hills City, Arkansas	0.0498163648%
AR464	Sharp County, Arkansas	0.2811885530%
AR465	Sheridan City, Arkansas	0.2276671308%
AR466	Sherrill Town, Arkansas	0.0025761682%
AR467	Sherwood City, Arkansas	0.4241829888%
AR468	Shirley Town, Arkansas	0.0009145304%
AR469	Sidney Town, Arkansas	0.0035774152%
AR470	Siloam Springs City, Arkansas	0.7477783644%
AR471	Smackover City, Arkansas	0.0008007686%
AR472	Smithville Town, Arkansas	0.0001624146%
AR473	South Lead Hill Town, Arkansas	0.0018313504%
AR474	Sparkman City, Arkansas	0.0035065824%
AR475	Springdale City, Arkansas	2.0136786333%
AR476	Springtown, Arkansas	0.0002924895%
AR477	St Francis County, Arkansas	0.2044215163%
AR478	Stamps City, Arkansas	0.0180207281%
AR479	Star City, Arkansas	0.0564865270%
AR480	Stephens City, Arkansas	0.0116586529%
AR481	Stone County, Arkansas	0.4282031449%
AR482	Strawberry Town, Arkansas	0.0006928738%
AR483	Strong City, Arkansas	0.0029361993%
AR484	Stuttgart City, Arkansas	0.2203815101%
AR485	Subiaco Town, Arkansas	0.0109146937%
AR486	Success Town, Arkansas	0.0001784415%
AR487	Sulphur Rock Town, Arkansas	0.0032654646%
AR488	Sulphur Springs City, Arkansas	0.0120908047%
AR489	Summit City, Arkansas	0.0074467474%
AR490	Sunset Town, Arkansas	0.0016041130%

Allocations are subject to change pursuant to a State-Subdivision Agreement, Allocation Statute, Statutory Trust, or voluntary redistribution.

AR491	Swifton City, Arkansas	0.0178930859%
AR492	Taylor City, Arkansas	0.0014103602%
AR493	Texarkana City, Arkansas	0.7683955804%
AR494	Thornton City, Arkansas	0.0022437548%
AR495	Tillar City, Arkansas	0.0003265465%
AR496	Tinsman Town, Arkansas	0.0003150987%
AR497	Tollette Town, Arkansas	0.0032731918%
AR498	Tontitown City, Arkansas	0.0610355681%
AR499	Traskwood City, Arkansas	0.0177678764%
AR500	Trumann City, Arkansas	0.2319945153%
AR501	Tuckerman City, Arkansas	0.0405439909%
AR502	Tull Town, Arkansas	0.0030797252%
AR503	Tupelo Town, Arkansas	0.0005171511%
AR504	Turrell City, Arkansas	0.0090687475%
AR505	Twin Groves Town, Arkansas	0.0156102657%
AR506	Tyronza City, Arkansas	0.0382955139%
AR507	Ulm Town, Arkansas	0.0000897216%
AR508	Union County, Arkansas	0.4520045466%
AR509	Valley Springs Town, Arkansas	0.0032716177%
AR510	Van Buren City, Arkansas	1.7649031789%
AR511	Van Buren County, Arkansas	0.3641848711%
AR512	Vandervoort Town, Arkansas	0.0000659675%
AR513	Victoria Town, Arkansas	0.0005446257%
AR514	Vilonia City, Arkansas	0.1035441323%
AR515	Viola Town, Arkansas	0.0032700437%
AR516	Wabbaseka Town, Arkansas	0.0082530968%
AR517	Waldenburg Town, Arkansas	0.0023526513%
AR518	Waldo City, Arkansas	0.0028426141%
AR519	Waldron City, Arkansas	0.1501465474%
AR520	Walnut Ridge City, Arkansas	0.0315460763%
AR521	Ward City, Arkansas	0.1482609634%
AR522	Warren City, Arkansas	0.1331456688%
AR523	Washington City, Arkansas	0.0014218079%
AR524	Washington County, Arkansas	2.0141562897%
AR525	Watson City, Arkansas	0.0000569524%
AR526	Weiner City, Arkansas	0.0115016760%
AR527	Weldon Town, Arkansas	0.0015514534%
AR528	West Fork City, Arkansas	0.0278779379%
AR529	West Memphis City, Arkansas	0.6402086383%
AR530	West Point Town, Arkansas	0.0031173596%
AR531	Western Grove Town, Arkansas	0.0057204300%
AR532	Wheatley City, Arkansas	0.0050976735%
AR533	Whelen Springs Town, Arkansas	0.0002381128%
AR534	White County, Arkansas	1.0383554857%
AR535	White Hall City, Arkansas	0.0551959387%
AR536	Wickes Town, Arkansas	0.0001422380%
AR537	Widener Town, Arkansas	0.0014565804%
AR538	Wiederkehr Village City, Arkansas	0.0015955272%
AR539	Williford Town, Arkansas	0.0025041906%

Allocations are subject to change pursuant to a State-Subdivision Agreement, Allocation Statute, Statutory Trust, or voluntary redistribution.

AR540	Willisville Town, Arkansas	0.0003913692%
AR541	Wilmar City, Arkansas	0.0018078825%
AR542	Wilmot City, Arkansas	0.0171605744%
AR543	Wilson City, Arkansas	0.0038733390%
AR544	Wilton City, Arkansas	0.0002323889%
AR545	Winchester Town, Arkansas	0.0011094280%
AR546	Winslow City, Arkansas	0.0059329284%
AR547	Winthrop City, Arkansas	0.0004315794%
AR548	Woodruff County, Arkansas	0.2136270641%
AR549	Wooster Town, Arkansas	0.0052930004%
AR550	Wrightsville City, Arkansas	0.0089014675%
AR551	Wynne City, Arkansas	0.1541190523%
AR552	Yell County, Arkansas	0.5032932325%
AR553	Yellville City, Arkansas	0.0268081476%
AR554	Zinc Town, Arkansas	0.0018492375%

Allocations are subject to change pursuant to a State-Subdivision Agreement, Allocation Statute, Statutory Trust, or voluntary redistribution.

CA1	Adelanto City, California	0.0080406152%
CA2	Agoura Hills City, California	0.0048296852%
CA3	Alameda City, California	0.0687957240%
CA4	Alameda County, California	2.3171117448%
CA5	Albany City, California	0.0130032024%
CA6	Alhambra City, California	0.0414237122%
CA7	Aliso Viejo City, California	0.0137360345%
CA8	Alpine County, California	0.0013376945%
CA9	Amador County, California	0.2469295604%
CA10	American Canyon City, California	0.0165139864%
CA11	Anaheim City, California	0.5505795138%
CA12	Anderson City, California	0.0239988875%
CA13	Antioch City, California	0.0364238871%
CA14	Apple Valley Town, California	0.0250202025%
CA15	Arcadia City, California	0.0323032132%
CA16	Arcata City, California	0.0540144110%
CA17	Arroyo Grande City, California	0.0240181250%
CA18	Artesia City, California	0.0006155675%
CA19	Arvin City, California	0.0056013412%
CA20	Atascadero City, California	0.0290403594%
CA21	Atwater City, California	0.0236302829%
CA22	Auburn City, California	0.0170270863%
CA23	Avenal City, California	0.0067977759%
CA24	Azusa City, California	0.0254411432%
CA25	Bakersfield City, California	0.2108141707%
CA26	Baldwin Park City, California	0.0263665087%
CA27	Banning City, California	0.0173571525%
CA28	Barstow City, California	0.0147274861%
CA29	Beaumont City, California	0.0206488546%
CA30	Bell City, California	0.0082990762%
CA31	Bell Gardens City, California	0.0137907495%
CA32	Bellflower City, California	0.0017478033%
CA33	Belmont City, California	0.0204943997%
CA34	Benicia City, California	0.0306361343%
CA35	Berkeley City, California	0.1507814268%
CA36	Beverly Hills City, California	0.0645398168%
CA37	Blythe City, California	0.0116685845%
CA38	Brawley City, California	0.0106164547%
CA39	Brea City, California	0.0855349777%
CA40	Brentwood City, California	0.0259827742%
CA41	Buena Park City, California	0.0861931119%
CA42	Burbank City, California	0.0993184318%
CA43	Burlingame City, California	0.0184045562%
CA44	Butte County, California	1.6698730593%
CA45	Calabasas City, California	0.0059064288%
CA46	Calaveras County, California	0.2333016555%
CA47	Calexico City, California	0.0184372901%
CA48	California City, California	0.0085450399%
CA49	Camarillo City, California	0.0015463094%

Allocations are subject to change pursuant to a State-Subdivision Agreement, Allocation Statute, Statutory Trust, or voluntary redistribution.

CA50	Campbell City, California	0.0135813100%
CA51	Canyon Lake City, California	0.0002129762%
CA52	Capitola City, California	0.0202934925%
CA53	Carlsbad City, California	0.1267504081%
CA54	Carpinteria City, California	0.0010786309%
CA55	Carson City, California	0.0192814236%
CA56	Cathedral City, California	0.0667982142%
CA57	Ceres City, California	0.0410557736%
CA58	Cerritos City, California	0.0047883080%
CA59	Chico City, California	0.2147613426%
CA60	Chino City, California	0.0634542870%
CA61	Chino Hills City, California	0.0007702603%
CA62	Chowchilla City, California	0.0117436155%
CA63	Chula Vista City, California	0.1875126219%
CA64	Citrus Heights City, California	0.0561432052%
CA65	Claremont City, California	0.0099641409%
CA66	Clayton City, California	0.0021793699%
CA67	Clearlake City, California	0.0407484815%
CA68	Clovis City, California	0.0646982524%
CA69	Coachella City, California	0.0208805131%
CA70	Coalinga City, California	0.0118909812%
CA71	Colton City, California	0.0305802457%
CA72	Colusa County, California	0.0645681893%
CA73	Commerce City, California	0.0003582485%
CA74	Compton City, California	0.0436639822%
CA75	Concord City, California	0.0551012888%
CA76	Contra Costa County, California	2.0883105647%
CA77	Corcoran City, California	0.0129144689%
CA78	Corona City, California	0.1456442433%
CA79	Coronado City, California	0.0433287141%
CA80	Costa Mesa City, California	0.1231657826%
CA81	Covina City, California	0.0276460785%
CA82	Cudahy City, California	0.0007265676%
CA83	Culver City, California	0.0542840529%
CA84	Cupertino City, California	0.0080632149%
CA85	Cypress City, California	0.0328115076%
CA86	Daly City, California	0.0439049185%
CA87	Dana Point City, California	0.0006708852%
CA88	Danville Town, California	0.0099247461%
CA89	Davis City, California	0.0545074645%
CA90	Del Norte County, California	0.1297217340%
CA91	Delano City, California	0.0300821172%
CA92	Desert Hot Springs City, California	0.0241834278%
CA93	Diamond Bar City, California	0.0008436260%
CA94	Dinuba City, California	0.0141078110%
CA95	Dixon City, California	0.0157875932%
CA96	Downey City, California	0.0518823181%
CA97	Duarte City, California	0.0032897513%
CA98	Dublin City, California	0.0323900911%

Allocations are subject to change pursuant to a State-Subdivision Agreement, Allocation Statute, Statutory Trust, or voluntary redistribution.

CA99	East Palo Alto City, California	0.0125461339%
CA100	Eastvale City, California	0.0003306689%
CA101	El Cajon City, California	0.1126451663%
CA102	El Centro City, California	0.1571606408%
CA103	El Cerrito City, California	0.0228070521%
CA104	El Dorado County, California	0.7628798074%
CA105	El Monte City, California	0.0304948586%
CA106	El Paso De Robles (Paso Robles) City, California	0.0426476788%
CA107	El Segundo City, California	0.0323395471%
CA108	Elk Grove City, California	0.1287424148%
CA109	Emeryville City, California	0.0224147059%
CA110	Encinitas City, California	0.0602545379%
CA111	Escondido City, California	0.1438494168%
CA112	Eureka City, California	0.1162748009%
CA113	Exeter City, California	0.0039189263%
CA114	Fairfield City, California	0.1082698694%
CA115	Farmersville City, California	0.0033636086%
CA116	Fillmore City, California	0.0024493289%
CA117	Folsom City, California	0.1074891735%
CA118	Fontana City, California	0.1110712457%
CA119	Fortuna City, California	0.0321969551%
CA120	Foster City, California	0.0200409630%
CA121	Fountain Valley City, California	0.0550184551%
CA122	Fremont City, California	0.1072139174%
CA123	Fresno City, California	0.3946266471%
CA124	Fresno County, California	1.8952186144%
CA125	Fullerton City, California	0.1362988736%
CA126	Galt City, California	0.0173391204%
CA127	Garden Grove City, California	0.2114521952%
CA128	Gardena City, California	0.0335535223%
CA129	Gilroy City, California	0.0244807126%
CA130	Glendale City, California	0.1648905859%
CA131	Glendora City, California	0.0162177007%
CA132	Glenn County, California	0.1138173202%
CA133	Goleta City, California	0.0034947026%
CA134	Grand Terrace City, California	0.0061605126%
CA135	Grass Valley City, California	0.0238666834%
CA136	Greenfield City, California	0.0060998821%
CA137	Grover Beach City, California	0.0166359295%
CA138	Half Moon Bay City, California	0.0038179493%
CA139	Hanford City, California	0.0272737786%
CA140	Hawaiian Gardens City, California	0.0048932656%
CA141	Hawthorne City, California	0.0492091493%
CA142	Hayward City, California	0.1165823151%
CA143	Healdsburg City, California	0.0322071527%
CA144	Hemet City, California	0.0508926268%
CA145	Hercules City, California	0.0094435395%
CA146	Hermosa Beach City, California	0.0175326053%

Allocations are subject to change pursuant to a State-Subdivision Agreement, Allocation Statute, Statutory Trust, or voluntary redistribution.

CA147	Hesperia City, California	0.0351740062%
CA148	Highland City, California	0.0035070571%
CA149	Hillsborough Town, California	0.0132756672%
CA150	Hollister City, California	0.0271914840%
CA151	Humboldt County, California	1.0332729841%
CA152	Huntington Beach City, California	0.2455375315%
CA153	Huntington Park City, California	0.0230051045%
CA154	Imperial Beach City, California	0.0142713058%
CA155	Imperial City, California	0.0058874134%
CA156	Imperial County, California	0.2596518766%
CA157	Indio City, California	0.0552361256%
CA158	Inglewood City, California	0.0590249412%
CA159	Inyo County, California	0.0764176347%
CA160	Irvine City, California	0.1378869091%
CA161	Jurupa Valley City, California	0.0010854029%
CA162	Kerman City, California	0.0051323940%
CA163	Kern County, California	2.5107708914%
CA164	King City, California	0.0045077390%
CA165	Kings County, California	0.2912053674%
CA166	Kingsburg City, California	0.0079843460%
CA167	La Cañada Flintridge City, California	0.0030849110%
CA168	La Habra City, California	0.0593706924%
CA169	La Mesa City, California	0.0550261628%
CA170	La Mirada City, California	0.0098420234%
CA171	La Palma City, California	0.0115153508%
CA172	La Puente City, California	0.0015681795%
CA173	La Quinta City, California	0.0623482352%
CA174	La Verne City, California	0.0234299467%
CA175	Lafayette City, California	0.0055538898%
CA176	Laguna Beach City, California	0.0471335159%
CA177	Laguna Hills City, California	0.0139313591%
CA178	Laguna Niguel City, California	0.0008534589%
CA179	Laguna Woods City, California	0.0007897674%
CA180	Lake County, California	0.7897576873%
CA181	Lake Elsinore City, California	0.0208674291%
CA182	Lake Forest City, California	0.0122159407%
CA183	Lakeport City, California	0.0213147440%
CA184	Lakewood City, California	0.0048236269%
CA185	Lancaster City, California	0.0446054926%
CA186	Larkspur City, California	0.0150450552%
CA187	Lassen County, California	0.3174452703%
CA188	Lathrop City, California	0.0090970905%
CA189	Lawndale City, California	0.0021393565%
CA190	Lemon Grove City, California	0.0221898034%
CA191	Lemoore City, California	0.0159151506%
CA192	Lincoln City, California	0.0308399279%
CA193	Lindsay City, California	0.0068901728%
CA194	Livermore City, California	0.0539032682%
CA195	Livingston City, California	0.0055356197%

Allocations are subject to change pursuant to a State-Subdivision Agreement, Allocation Statute, Statutory Trust, or voluntary redistribution.

CA196	Lodi City, California	0.0530271938%
CA197	Loma Linda City, California	0.0085901283%
CA198	Lomita City, California	0.0038538551%
CA199	Lompoc City, California	0.0469819633%
CA200	Long Beach City, California	0.4360787318%
CA201	Los Alamitos City, California	0.0083477805%
CA202	Los Altos City, California	0.0124694218%
CA203	Los Angeles City, California	2.6976769698%
CA204	Los Angeles County, California	13.8854516899%
CA205	Los Banos City, California	0.0199257760%
CA206	Los Gatos Town, California	0.0124551008%
CA207	Lynwood City, California	0.0162106433%
CA208	Madera City, California	0.0384219997%
CA209	Madera County, California	0.3470859723%
CA210	Malibu City, California	0.0023250386%
CA211	Manhattan Beach City, California	0.0314545280%
CA212	Manteca City, California	0.0535068303%
CA213	Marin County, California	0.6196428338%
CA214	Marina City, California	0.0173871744%
CA215	Mariposa County, California	0.0837565181%
CA216	Martinez City, California	0.0118968492%
CA217	Marysville City, California	0.0135235182%
CA218	Maywood City, California	0.0042867855%
CA219	McFarland City, California	0.0030938240%
CA220	Mendocino County, California	0.4618719225%
CA221	Mendota City, California	0.0023387253%
CA222	Menifee City, California	0.0314805057%
CA223	Menlo Park City, California	0.0152284694%
CA224	Merced City, California	0.0604217597%
CA225	Merced County, California	0.5513809379%
CA226	Mill Valley City, California	0.0203185028%
CA227	Millbrae City, California	0.0127698310%
CA228	Milpitas City, California	0.0359710690%
CA229	Mission Viejo City, California	0.0141839997%
CA230	Modesto City, California	0.2158290940%
CA231	Modoc County, California	0.0678735622%
CA232	Mono County, California	0.0276582585%
CA233	Monrovia City, California	0.0307027280%
CA234	Montclair City, California	0.0388647471%
CA235	Montebello City, California	0.0302455961%
CA236	Monterey City, California	0.0406069679%
CA237	Monterey County, California	0.9208810768%
CA238	Monterey Park City, California	0.0309701496%
CA239	Moorpark City, California	0.0081253680%
CA240	Moraga Town, California	0.0037405712%
CA241	Moreno Valley City, California	0.1363856087%
CA242	Morgan Hill City, California	0.0150367924%
CA243	Morro Bay City, California	0.0194172278%
CA244	Mountain View City, California	0.0403732952%

Allocations are subject to change pursuant to a State-Subdivision Agreement, Allocation Statute, Statutory Trust, or voluntary redistribution.

CA245	Murrieta City, California	0.0475523474%
CA246	Napa City, California	0.0775574195%
CA247	Napa County, California	0.2977848225%
CA248	National City, California	0.0792489536%
CA249	Nevada County, California	0.4437006266%
CA250	Newark City, California	0.0262578400%
CA251	Newman City, California	0.0056667930%
CA252	Newport Beach City, California	0.1773838603%
CA253	Norco City, California	0.0162343848%
CA254	Norwalk City, California	0.0311568467%
CA255	Novato City, California	0.0277308629%
CA256	Oakdale City, California	0.0175587733%
CA257	Oakland City, California	0.4833072774%
CA258	Oakley City, California	0.0095829439%
CA259	Oceanside City, California	0.2115669857%
CA260	Ontario City, California	0.1777223320%
CA261	Orange City, California	0.1485700209%
CA262	Orange County, California	4.3394270261%
CA263	Orange Cove City, California	0.0042957937%
CA264	Orinda City, California	0.0046035933%
CA265	Oroville City, California	0.0780172317%
CA266	Oxnard City, California	0.1546146012%
CA267	Pacific Grove City, California	0.0090298307%
CA268	Pacifica City, California	0.0157605054%
CA269	Palm Desert City, California	0.0823451090%
CA270	Palm Springs City, California	0.0759989460%
CA271	Palmdale City, California	0.0453461910%
CA272	Palo Alto City, California	0.0389822496%
CA273	Palos Verdes Estates City, California	0.0064069522%
CA274	Paramount City, California	0.0110388545%
CA275	Parlier City, California	0.0084167531%
CA276	Pasadena City, California	0.1448543331%
CA277	Patterson City, California	0.0152734467%
CA278	Perris City, California	0.0092642488%
CA279	Petaluma City, California	0.0805405765%
CA280	Pico Rivera City, California	0.0221211004%
CA281	Piedmont City, California	0.0137634554%
CA282	Pinole City, California	0.0133816874%
CA283	Pittsburg City, California	0.0526516110%
CA284	Placentia City, California	0.0285760590%
CA285	Placer County, California	1.0391221604%
CA286	Placerville City, California	0.0154006075%
CA287	Pleasant Hill City, California	0.0128265443%
CA288	Pleasanton City, California	0.0669112760%
CA289	Plumas County, California	0.2054195413%
CA290	Pomona City, California	0.1100333576%
CA291	Port Hueneme City, California	0.0210119084%
CA292	Porterville City, California	0.0207339086%
CA293	Poway City, California	0.0616612685%

Allocations are subject to change pursuant to a State-Subdivision Agreement, Allocation Statute, Statutory Trust, or voluntary redistribution.

CA294	Rancho Cordova City, California	0.0081653178%
CA295	Rancho Cucamonga City, California	0.0831861182%
CA296	Rancho Mirage City, California	0.0520153945%
CA297	Rancho Palos Verdes City, California	0.0015258031%
CA298	Rancho Santa Margarita City, California	0.0007600469%
CA299	Red Bluff City, California	0.0142101994%
CA300	Redding City, California	0.2817191660%
CA301	Redlands City, California	0.0566068871%
CA302	Redondo Beach City, California	0.0611723543%
CA303	Redwood City, California	0.0559270889%
CA304	Reedley City, California	0.0119210665%
CA305	Rialto City, California	0.0727822590%
CA306	Richmond City, California	0.1449646513%
CA307	Ridgecrest City, California	0.0145926969%
CA308	Ripon City, California	0.0125749663%
CA309	Riverbank City, California	0.0103408497%
CA310	Riverside City, California	0.2662064641%
CA311	Riverside County, California	4.5266831219%
CA312	Rocklin City, California	0.0754700184%
CA313	Rohnert Park City, California	0.0411149610%
CA314	Rosemead City, California	0.0034098389%
CA315	Roseville City, California	0.1950516830%
CA316	Sacramento City, California	0.7166566857%
CA317	Sacramento County, California	3.7740806472%
CA318	Salinas City, California	0.0937010885%
CA319	San Anselmo Town, California	0.0094182279%
CA320	San Benito County, California	0.1059231509%
CA321	San Bernardino City, California	0.1763886658%
CA322	San Bernardino County, California	3.2559161555%
CA323	San Bruno City, California	0.0207725105%
CA324	San Buenaventura (Ventura) City, California	0.0847248626%
CA325	San Carlos City, California	0.0131386259%
CA326	San Clemente City, California	0.0082288824%
CA327	San Diego City, California	1.9627490739%
CA328	San Diego County, California	5.6818161190%
CA329	San Dimas City, California	0.0026560247%
CA330	San Fernando City, California	0.0126494263%
CA331	San Francisco City, California	3.0072582513%
CA332	San Gabriel City, California	0.0178242442%
CA333	San Jacinto City, California	0.0103683341%
CA334	San Joaquin County, California	1.6732273743%
CA335	San Jose City, California	0.2920498815%
CA336	San Juan Capistrano City, California	0.0079040656%
CA337	San Leandro City, California	0.0387629931%
CA338	San Luis Obispo City, California	0.0769605978%
CA339	San Luis Obispo County, California	0.8319426358%
CA340	San Marcos City, California	0.0885504562%
CA341	San Marino City, California	0.0089035421%

Allocations are subject to change pursuant to a State-Subdivision Agreement, Allocation Statute, Statutory Trust, or voluntary redistribution.

CA342	San Mateo City, California	0.0513806053%
CA343	San Mateo County, California	1.0886812637%
CA344	San Pablo City, California	0.0179586052%
CA345	San Rafael City, California	0.0880586555%
CA346	San Ramon City, California	0.0212919065%
CA347	Sanger City, California	0.0176325038%
CA348	Santa Ana City, California	0.4984377514%
CA349	Santa Barbara City, California	0.1212083812%
CA350	Santa Barbara County, California	1.1351865563%
CA351	Santa Clara City, California	0.0663293780%
CA352	Santa Clara County, California	2.3902526488%
CA353	Santa Clarita City, California	0.0214974604%
CA354	Santa Cruz City, California	0.1424197376%
CA355	Santa Cruz County, California	0.7777323134%
CA356	Santa Fe Springs City, California	0.0310730772%
CA357	Santa Maria City, California	0.0578177221%
CA358	Santa Monica City, California	0.1566762783%
CA359	Santa Paula City, California	0.0143666526%
CA360	Santa Rosa City, California	0.1832885446%
CA361	Santee City, California	0.0323856346%
CA362	Saratoga City, California	0.0041222757%
CA363	Scotts Valley City, California	0.0152663892%
CA364	Seal Beach City, California	0.0200159844%
CA365	Seaside City, California	0.0231393228%
CA366	Selma City, California	0.0153877773%
CA367	Shafter City, California	0.0124787630%
CA368	Shasta County, California	1.0879294479%
CA369	Shasta Lake City, California	0.0038593900%
CA370	Sierra County, California	0.0142190648%
CA371	Sierra Madre City, California	0.0058690958%
CA372	Signal Hill City, California	0.0102416490%
CA373	Simi Valley City, California	0.0643155329%
CA374	Siskiyou County, California	0.2559528253%
CA375	Solana Beach City, California	0.0167194452%
CA376	Solano County, California	0.7608447107%
CA377	Soledad City, California	0.0073442915%
CA378	Sonoma City, California	0.0221333122%
CA379	Sonoma County, California	1.2365787659%
CA380	South El Monte City, California	0.0047782214%
CA381	South Gate City, California	0.0200614692%
CA382	South Lake Tahoe City, California	0.0802932013%
CA383	South Pasadena City, California	0.0115020448%
CA384	South San Francisco City, California	0.0427068345%
CA385	Stanislaus County, California	1.7144538588%
CA386	Stanton City, California	0.0352275317%
CA387	Stockton City, California	0.3112856617%
CA388	Suisun City, California	0.0212574757%
CA389	Sunnyvale City, California	0.0523734685%
CA390	Susanville City, California	0.0264595242%

Allocations are subject to change pursuant to a State-Subdivision Agreement, Allocation Statute, Statutory Trust, or voluntary redistribution.

CA391	Sutter County, California	0.3091952156%
CA392	Tehachapi City, California	0.0088777547%
CA393	Tehama County, California	0.2209052187%
CA394	Temecula City, California	0.0217286591%
CA395	Temple City, California	0.0047651056%
CA396	Thousand Oaks City, California	0.0217061387%
CA397	Torrance City, California	0.1109839555%
CA398	Tracy City, California	0.0835013242%
CA399	Trinity County, California	0.0817816555%
CA400	Truckee Town, California	0.0028775967%
CA401	Tulare City, California	0.0364714654%
CA402	Tulare County, California	0.8087538316%
CA403	Tuolumne County, California	0.5067147037%
CA404	Turlock City, California	0.0641856759%
CA405	Tustin City, California	0.0724358417%
CA406	Twentynine Palms City, California	0.0015204426%
CA407	Ukiah City, California	0.0382673703%
CA408	Union City, California	0.0425306998%
CA409	Upland City, California	0.0512150964%
CA410	Vacaville City, California	0.1178230927%
CA411	Vallejo City, California	0.1657416975%
CA412	Ventura County, California	2.1839799975%
CA413	Victorville City, California	0.0325051195%
CA414	Visalia City, California	0.0658641260%
CA415	Vista City, California	0.0512970262%
CA416	Walnut City, California	0.0057076310%
CA417	Walnut Creek City, California	0.0255961215%
CA418	Wasco City, California	0.0084294089%
CA419	Watsonville City, California	0.0627585660%
CA420	West Covina City, California	0.0488085245%
CA421	West Hollywood City, California	0.0130934425%
CA422	West Sacramento City, California	0.0656765408%
CA423	Westminster City, California	0.1035064607%
CA424	Whittier City, California	0.0314414123%
CA425	Wildomar City, California	0.0075417889%
CA426	Windsor Town, California	0.0156005948%
CA427	Woodland City, California	0.0576637113%
CA428	Yolo County, California	0.3670120496%
CA429	Yorba Linda City, California	0.0437048044%
CA430	Yuba City, California	0.0731487702%
CA431	Yuba County, California	0.2142726346%
CA432	Yucaipa City, California	0.0155378708%
CA433	Yucca Valley Town, California	0.0025608365%

Allocations are subject to change pursuant to a State-Subdivision Agreement, Allocation Statute, Statutory Trust, or voluntary redistribution.

CO1	Adams County, Colorado	6.4563067236%
CO2	Alamosa City, Colorado	0.0745910871%
CO3	Alamosa County, Colorado	0.4334718288%
CO4	Arapahoe County, Colorado	4.8467256550%
CO5	Archuleta County, Colorado	0.1370425096%
CO6	Arvada City, Colorado	1.2841799450%
CO7	Aurora City, Colorado	4.2914496137%
CO8	Baca County, Colorado	0.0592396985%
CO9	Bent County, Colorado	0.1133427512%
CO10	Black Hawk City, Colorado	0.0260393489%
CO11	Boulder City, Colorado	1.8402051032%
CO12	Boulder County, Colorado	2.8040191342%
CO13	Brighton City, Colorado	0.1405791210%
CO14	Broomfield City, Colorado	1.0013917112%
CO15	Cañon City, Colorado	0.3070751207%
CO16	Castle Pines City, Colorado	0.0073662408%
CO17	Castle Rock Town, Colorado	0.4961417855%
CO18	Centennial City, Colorado	0.0476600277%
CO19	Chaffee County, Colorado	0.3604069298%
CO20	Cheyenne County, Colorado	0.0159109271%
CO21	Clear Creek County, Colorado	0.1380433961%
CO22	Colorado Springs City, Colorado	9.6056573895%
CO23	Commerce City, Colorado	0.4459216299%
CO24	Conejos County, Colorado	0.2108486947%
CO25	Costilla County, Colorado	0.0552334207%
CO26	Crowley County, Colorado	0.0933584380%
CO27	Custer County, Colorado	0.0412185507%
CO28	Delta County, Colorado	0.5440118792%
CO29	Denver City, Colorado	15.0041699144%
CO30	Dolores County, Colorado	0.0352358134%
CO31	Douglas County, Colorado	2.6394119072%
CO32	Durango City, Colorado	0.2380966286%
CO33	Eagle County, Colorado	0.6187127797%
CO34	El Paso County, Colorado	2.2654220766%
CO35	Elbert County, Colorado	0.2804372613%
CO36	Englewood City, Colorado	0.6035403160%
CO37	Erie Town, Colorado	0.0550006818%
CO38	Evans City, Colorado	0.1783043118%
CO39	Federal Heights City, Colorado	0.1079698153%
CO40	Firestone Town, Colorado	0.0578836029%
CO41	Fort Collins City, Colorado	1.1954809288%
CO42	Fort Morgan City, Colorado	0.1301284524%
CO43	Fountain City, Colorado	0.1186014119%
CO44	Frederick Town, Colorado	0.0483214578%
CO45	Fremont County, Colorado	0.6866476799%
CO46	Fruita City, Colorado	0.0482720145%
CO47	Garfield County, Colorado	0.8376446894%
CO48	Gilpin County, Colorado	0.0300906083%
CO49	Golden City, Colorado	0.3661894352%

Allocations are subject to change pursuant to a State-Subdivision Agreement, Allocation Statute, Statutory Trust, or voluntary redistribution.

CO50	Grand County, Colorado	0.2036540033%
CO51	Grand Junction City, Colorado	1.0740385726%
CO52	Greeley City, Colorado	1.2128607699%
CO53	Greenwood Village City, Colorado	0.3058723632%
CO54	Gunnison County, Colorado	0.1912939834%
CO55	Hinsdale County, Colorado	0.0112390306%
CO56	Hudson Town, Colorado	0.0002554118%
CO57	Huerfano County, Colorado	0.2504945278%
CO58	Jackson County, Colorado	0.0309834115%
CO59	Jefferson County, Colorado	6.2301417879%
CO60	Johnstown, Colorado	0.0880406820%
CO61	Kiowa County, Colorado	0.0142237522%
CO62	Kit Carson County, Colorado	0.0939715175%
CO63	La Plata County, Colorado	0.5745585865%
CO64	Lafayette City, Colorado	0.1923606122%
CO65	Lake County, Colorado	0.0989843273%
CO66	Lakewood City, Colorado	1.6765864702%
CO67	Larimer County, Colorado	3.6771380213%
CO68	Las Animas County, Colorado	0.6303942510%
CO69	Lincoln County, Colorado	0.0819433053%
CO70	Littleton City, Colorado	0.9911426404%
CO71	Logan County, Colorado	0.2819912214%
CO72	Lone Tree City, Colorado	0.1937076023%
CO73	Longmont City, Colorado	0.8513027113%
CO74	Louisville City, Colorado	0.0837469407%
CO75	Loveland City, Colorado	1.5095861119%
CO76	Mesa County, Colorado	1.7687427882%
CO77	Mineral County, Colorado	0.0039157682%
CO78	Moffat County, Colorado	0.2325862894%
CO79	Montezuma County, Colorado	0.4428801804%
CO80	Montrose City, Colorado	0.0375815957%
CO81	Montrose County, Colorado	0.5319658200%
CO82	Morgan County, Colorado	0.3376035258%
CO83	Northglenn City, Colorado	0.1972243635%
CO84	Otero County, Colorado	0.4486069596%
CO85	Ouray County, Colorado	0.0534887895%
CO86	Park County, Colorado	0.1673691348%
CO87	Parker Town, Colorado	0.3247124678%
CO88	Phillips County, Colorado	0.0713973011%
CO89	Pitkin County, Colorado	0.1746622577%
CO90	Prowers County, Colorado	0.1726881656%
CO91	Pueblo City, Colorado	2.5730616529%
CO92	Pueblo County, Colorado	3.1025919095%
CO93	Rio Blanco County, Colorado	0.1012968741%
CO94	Rio Grande County, Colorado	0.2526177695%
CO95	Routt County, Colorado	0.2323178565%
CO96	Saguache County, Colorado	0.0666194156%
CO97	San Juan County, Colorado	0.0097000947%
CO98	San Miguel County, Colorado	0.1004727271%

Allocations are subject to change pursuant to a State-Subdivision Agreement, Allocation Statute, Statutory Trust, or voluntary redistribution.

CO99	Sedgwick County, Colorado	0.0618109352%
CO100	Sheridan City, Colorado	0.2306795787%
CO101	Steamboat Springs City, Colorado	0.1513646932%
CO102	Sterling City, Colorado	0.0995110857%
CO103	Summit County, Colorado	0.3761345614%
CO104	Superior Town, Colorado	0.0014920421%
CO105	Teller County, Colorado	0.6218972779%
CO106	Thornton City, Colorado	1.0031200434%
CO107	Washington County, Colorado	0.0356553080%
CO108	Weld County, Colorado	2.2921158443%
CO109	Wellington Town, Colorado	0.0235131848%
CO110	Westminster City, Colorado	1.1920065086%
CO111	Wheat Ridge City, Colorado	0.3438324783%
CO112	Windsor Town, Colorado	0.0900350795%
CO113	Yuma County, Colorado	0.0992146077%

Allocations are subject to change pursuant to a State-Subdivision Agreement, Allocation Statute, Statutory Trust, or voluntary redistribution.

CT1	Andover Town, Connecticut	0.0513214640%
CT2	Ansonia City, Connecticut	0.5316052437%
CT3	Ashford Town, Connecticut	0.1096965130%
CT4	Avon Town, Connecticut	0.5494886534%
CT5	Barkhamsted Town, Connecticut	0.0620629520%
CT6	Beacon Falls Town, Connecticut	0.1953947308%
CT7	Berlin Town, Connecticut	0.5215629385%
CT8	Bethany Town, Connecticut	0.1039156068%
CT9	Bethel Town, Connecticut	0.3522422145%
CT10	Bethlehem Town, Connecticut	0.0078647202%
CT11	Bloomfield Town, Connecticut	0.4888368136%
CT12	Bolton Town, Connecticut	0.1520831395%
CT13	Bozrah Town, Connecticut	0.0582057867%
CT14	Branford Town, Connecticut	0.8903816954%
CT15	Bridgeport City, Connecticut	3.2580743095%
CT16	Bridgewater Town, Connecticut	0.0118125935%
CT17	Bristol City, Connecticut	1.3355768908%
CT18	Brookfield Town, Connecticut	0.3087903124%
CT19	Brooklyn Town, Connecticut	0.1880661562%
CT20	Burlington Town, Connecticut	0.2348761319%
CT21	Canaan Town, Connecticut	0.0343343640%
CT22	Canterbury Town, Connecticut	0.1354310071%
CT23	Canton Town, Connecticut	0.2669011966%
CT24	Chaplin Town, Connecticut	0.0523959290%
CT25	Cheshire Town, Connecticut	0.9783113499%
CT26	Chester Town, Connecticut	0.0772387574%
CT27	Clinton Town, Connecticut	0.5348726093%
CT28	Colchester Town, Connecticut	0.6134395770%
CT29	Colebrook Town, Connecticut	0.0296870114%
CT30	Columbia Town, Connecticut	0.1005666237%
CT31	Cornwall Town, Connecticut	0.0486027928%
CT32	Coventry Town, Connecticut	0.3460011479%
CT33	Cromwell Town, Connecticut	0.4750451453%
CT34	Danbury City, Connecticut	1.1556465907%
CT35	Darien Town, Connecticut	0.6429649345%
CT36	Deep River Town, Connecticut	0.0924563595%
CT37	Derby City, Connecticut	0.3503125449%
CT38	Durham Town, Connecticut	0.0079309232%
CT39	East Granby Town, Connecticut	0.1455975170%
CT40	East Haddam Town, Connecticut	0.3145696377%
CT41	East Hampton Town, Connecticut	0.4637546663%
CT42	East Hartford Town, Connecticut	1.2645454069%
CT43	East Haven Town, Connecticut	0.8590923735%
CT44	East Lyme Town, Connecticut	0.6375826296%
CT45	East Windsor Town, Connecticut	0.2419743793%
CT46	Eastford Town, Connecticut	0.0446651958%
CT47	Easton Town, Connecticut	0.1354961231%
CT48	Ellington Town, Connecticut	0.4010047839%
CT49	Enfield Town, Connecticut	0.9173431190%

Allocations are subject to change pursuant to a State-Subdivision Agreement, Allocation Statute, Statutory Trust, or voluntary redistribution.

CT50	Essex Town, Connecticut	0.1431870357%
CT51	Fairfield Town, Connecticut	1.4212308415%
CT52	Farmington Town, Connecticut	0.6572091547%
CT53	Franklin Town, Connecticut	0.0446032416%
CT54	Glastonbury Town, Connecticut	1.0420644550%
CT55	Goshen Town, Connecticut	0.0030464255%
CT56	Granby Town, Connecticut	0.2928405247%
CT57	Greenwich Town, Connecticut	1.5644702467%
CT58	Griswold Town, Connecticut	0.3865570141%
CT59	Groton Town, Connecticut	1.4033874500%
CT60	Guilford Town, Connecticut	0.8399392493%
CT61	Haddam Town, Connecticut	0.0151716553%
CT62	Hamden Town, Connecticut	1.7724359413%
CT63	Hampton Town, Connecticut	0.0429454985%
CT64	Hartford City, Connecticut	5.3268549899%
CT65	Hartland Town, Connecticut	0.0359782738%
CT66	Harwinton Town, Connecticut	0.0126363764%
CT67	Hebron Town, Connecticut	0.1593443254%
CT68	Kent Town, Connecticut	0.0835899976%
CT69	Killingly Town, Connecticut	0.6116898413%
CT70	Killingworth Town, Connecticut	0.2652963170%
CT71	Lebanon Town, Connecticut	0.2746607824%
CT72	Ledyard Town, Connecticut	0.5514380850%
CT73	Lisbon Town, Connecticut	0.1156355161%
CT74	Litchfield Town, Connecticut	0.3481982974%
CT75	Lyme Town, Connecticut	0.0023141411%
CT76	Madison Town, Connecticut	0.7594223560%
CT77	Manchester Town, Connecticut	1.3929765818%
CT78	Mansfield Town, Connecticut	0.3058754037%
CT79	Marlborough Town, Connecticut	0.0766010346%
CT80	Meriden City, Connecticut	1.8508778149%
CT81	Middlebury Town, Connecticut	0.0276033951%
CT82	Middlefield Town, Connecticut	0.0075627554%
CT83	Middletown City, Connecticut	1.5343128975%
CT84	Milford City, Connecticut	1.8215679630%
CT85	Monroe Town, Connecticut	0.4307375445%
CT86	Montville Town, Connecticut	0.5806185940%
CT87	Morris Town, Connecticut	0.0099785725%
CT88	Naugatuck Borough, Connecticut	1.0644527326%
CT89	New Britain City, Connecticut	1.5740557511%
CT90	New Canaan Town, Connecticut	0.6136187204%
CT91	New Fairfield Town, Connecticut	0.2962030448%
CT92	New Hartford Town, Connecticut	0.1323482193%
CT93	New Haven City, Connecticut	5.8061427601%
CT94	New London City, Connecticut	1.0536729060%
CT95	New Milford Town, Connecticut	1.0565475001%
CT96	Newington Town, Connecticut	0.7132456565%
CT97	Newtown, Connecticut	0.5964476353%
CT98	Norfolk Town, Connecticut	0.0442819100%

Allocations are subject to change pursuant to a State-Subdivision Agreement, Allocation Statute, Statutory Trust, or voluntary redistribution.

CT99	North Branford Town, Connecticut	0.4795791623%
CT100	North Canaan Town, Connecticut	0.0913148022%
CT101	North Haven Town, Connecticut	0.7922543069%
CT102	North Stonington Town, Connecticut	0.1803885830%
CT103	Norwalk City, Connecticut	1.5918210823%
CT104	Norwich City, Connecticut	1.1639182124%
CT105	Old Lyme Town, Connecticut	0.0247921386%
CT106	Old Saybrook Town, Connecticut	0.4181170767%
CT107	Orange Town, Connecticut	0.3683598812%
CT108	Oxford Town, Connecticut	0.3955127994%
CT109	Plainfield Town, Connecticut	0.5352043161%
CT110	Plainville Town, Connecticut	0.3937549612%
CT111	Plymouth Town, Connecticut	0.4213382978%
CT112	Pomfret Town, Connecticut	0.1174722050%
CT113	Portland Town, Connecticut	0.3205523149%
CT114	Preston Town, Connecticut	0.1319895374%
CT115	Prospect Town, Connecticut	0.3056173107%
CT116	Putnam Town, Connecticut	0.2953254103%
CT117	Redding Town, Connecticut	0.1726435223%
CT118	Ridgefield Town, Connecticut	0.6645173744%
CT119	Rocky Hill Town, Connecticut	0.3929175425%
CT120	Roxbury Town, Connecticut	0.0037924445%
CT121	Salem Town, Connecticut	0.1075219911%
CT122	Salisbury Town, Connecticut	0.1052257347%
CT123	Scotland Town, Connecticut	0.0395212218%
CT124	Seymour Town, Connecticut	0.5301171581%
CT125	Sharon Town, Connecticut	0.0761294123%
CT126	Shelton City, Connecticut	0.5601099879%
CT127	Sherman Town, Connecticut	0.0494382353%
CT128	Simsbury Town, Connecticut	0.6988446241%
CT129	Somers Town, Connecticut	0.2491740063%
CT130	South Windsor Town, Connecticut	0.7310935932%
CT131	Southbury Town, Connecticut	0.0581965974%
CT132	Southington Town, Connecticut	0.9683065927%
CT133	Sprague Town, Connecticut	0.0874709763%
CT134	Stafford Town, Connecticut	0.3388202949%
CT135	Stamford City, Connecticut	2.9070395589%
CT136	Sterling Town, Connecticut	0.0949826467%
CT137	Stonington Town, Connecticut	0.5576891315%
CT138	Stratford Town, Connecticut	0.9155695700%
CT139	Suffield Town, Connecticut	0.3402792315%
CT140	Thomaston Town, Connecticut	0.2664061562%
CT141	Thompson Town, Connecticut	0.2673479187%
CT142	Tolland Town, Connecticut	0.4342020371%
CT143	Torrington City, Connecticut	1.3652460176%
CT144	Trumbull Town, Connecticut	0.7617744403%
CT145	Union Town, Connecticut	0.0153941764%
CT146	Vernon Town, Connecticut	0.7027162157%
CT147	Voluntown, Connecticut	0.0733181557%

Allocations are subject to change pursuant to a State-Subdivision Agreement, Allocation Statute, Statutory Trust, or voluntary redistribution.

CT148	Wallingford Town, Connecticut	1.5350353996%
CT149	Warren Town, Connecticut	0.0489758024%
CT150	Washington Town, Connecticut	0.1553517897%
CT151	Waterbury City, Connecticut	4.6192219654%
CT152	Waterford Town, Connecticut	0.7608802056%
CT153	Watertown, Connecticut	0.6868118808%
CT154	West Hartford Town, Connecticut	1.6216697477%
CT155	West Haven City, Connecticut	1.4026972589%
CT156	Westbrook Town, Connecticut	0.2586999280%
CT157	Weston Town, Connecticut	0.3664201329%
CT158	Westport Town, Connecticut	0.8921084083%
CT159	Wethersfield Town, Connecticut	0.6208707168%
CT160	Willington Town, Connecticut	0.0975268185%
CT161	Wilton Town, Connecticut	0.6378099925%
CT162	Winchester Town, Connecticut	0.3760305376%
CT163	Windham Town, Connecticut	1.0108949901%
CT164	Windsor Locks Town, Connecticut	0.3174167624%
CT165	Windsor Town, Connecticut	0.7548324123%
CT166	Wolcott Town, Connecticut	0.5443693820%
CT167	Woodbridge Town, Connecticut	0.2435300513%
CT168	Woodbury Town, Connecticut	0.3411988605%
CT169	Woodmont Borough, Connecticut	0.0173159412%
CT170	Woodstock Town, Connecticut	0.1817110623%

Allocations are subject to change pursuant to a State-Subdivision Agreement, Allocation Statute, Statutory Trust, or voluntary redistribution.

DE1	Dover City, Delaware	7.2964973046%
DE2	Kent County, Delaware	6.5479520244%
DE3	Middletown, Delaware	0.7391705309%
DE4	Milford City, Delaware	2.0974096596%
DE5	New Castle County, Delaware	32.3098315772%
DE6	Newark City, Delaware	2.6861540739%
DE7	Seaford City, Delaware	1.9021182635%
DE8	Smyrna Town, Delaware	1.6675857161%
DE9	Sussex County, Delaware	23.0032093630%
DE10	Wilmington City, Delaware	21.7500714866%

Allocations are subject to change pursuant to a State-Subdivision Agreement, Allocation Statute, Statutory Trust, or voluntary redistribution.

DC1	Washington, District of Columbia	100.0000000000%
-----	----------------------------------	-----------------

Allocations are subject to change pursuant to a State-Subdivision Agreement, Allocation Statute, Statutory Trust, or voluntary redistribution.

FL1	Alachua County, Florida	0.8594613234%
FL2	Altamonte Springs City, Florida	0.0813054302%
FL3	Apopka City, Florida	0.0972154704%
FL4	Atlantic Beach City, Florida	0.0388915664%
FL5	Auburndale City, Florida	0.0286367831%
FL6	Aventura City, Florida	0.0246200756%
FL7	Avon Park City, Florida	0.0258288737%
FL8	Baker County, Florida	0.1931736622%
FL9	Bartow City, Florida	0.0439725748%
FL10	Bay County, Florida	0.5394465693%
FL11	Belle Glade City, Florida	0.0208278128%
FL12	Boca Raton City, Florida	0.4720689632%
FL13	Bonita Springs City, Florida	0.0173754580%
FL14	Boynton Beach City, Florida	0.3064979246%
FL15	Bradenton City, Florida	0.3799303249%
FL16	Bradford County, Florida	0.1894834807%
FL17	Brevard County, Florida	2.3870763525%
FL18	Broward County, Florida	4.0626227708%
FL19	Calhoun County, Florida	0.0471282181%
FL20	Callaway City, Florida	0.0249535015%
FL21	Cape Canaveral City, Florida	0.0455607190%
FL22	Cape Coral City, Florida	0.7144300110%
FL23	Casselberry City, Florida	0.0800352962%
FL24	Charlotte County, Florida	0.6902251426%
FL25	Citrus County, Florida	0.9696466473%
FL26	Clay County, Florida	1.1934300121%
FL27	Clearwater City, Florida	0.6338625372%
FL28	Clermont City, Florida	0.0759095348%
FL29	Cocoa Beach City, Florida	0.0843632048%
FL30	Cocoa City, Florida	0.1492447199%
FL31	Coconut Creek City, Florida	0.1011309318%
FL32	Collier County, Florida	1.3548224874%
FL33	Columbia County, Florida	0.3421221973%
FL34	Cooper City, Florida	0.0739363249%
FL35	Coral Gables City, Florida	0.0717799422%
FL36	Coral Springs City, Florida	0.3234064085%
FL37	Crestview City, Florida	0.0704397566%
FL38	Cutler Bay Town, Florida	0.0094141463%
FL39	Dania Beach City, Florida	0.0178067890%
FL40	Davie Town, Florida	0.2669225293%
FL41	Daytona Beach City, Florida	0.4475559985%
FL42	Daytona Beach Shores City, Florida	0.0397433158%
FL43	De Soto County, Florida	0.1136404205%
FL44	Debary City, Florida	0.0352833296%
FL45	Deerfield Beach City, Florida	0.2024233562%
FL46	Deland City, Florida	0.0989843542%
FL47	Delray Beach City, Florida	0.3518466005%
FL48	Deltona City, Florida	0.1993292304%
FL49	Destin City, Florida	0.0146783092%

Allocations are subject to change pursuant to a State-Subdivision Agreement, Allocation Statute, Statutory Trust, or voluntary redistribution.

FL50	Dixie County, Florida	0.1037443927%
FL51	Doral City, Florida	0.0139780477%
FL52	Dunedin City, Florida	0.1024411213%
FL53	Eatonville Town, Florida	0.0083256415%
FL54	Edgewater City, Florida	0.0580427172%
FL55	Escambia County, Florida	1.0109990610%
FL56	Esterov Village, Florida	0.0120797555%
FL57	Eustis City, Florida	0.0419300395%
FL58	Fernandina Beach City, Florida	0.0831601989%
FL59	Flagler County, Florida	0.3050082484%
FL60	Florida City, Florida	0.0039287890%
FL61	Fort Lauderdale City, Florida	0.8305816295%
FL62	Fort Myers City, Florida	0.4310995634%
FL63	Fort Pierce City, Florida	0.1595358726%
FL64	Fort Walton Beach City, Florida	0.0778370605%
FL65	Franklin County, Florida	0.0499106708%
FL66	Fruitland Park City, Florida	0.0083820932%
FL67	Gadsden County, Florida	0.1236554705%
FL68	Gainesville City, Florida	0.3815982894%
FL69	Gilchrist County, Florida	0.0643335042%
FL70	Glades County, Florida	0.0406124963%
FL71	Greenacres City, Florida	0.0764248986%
FL72	Groveland City, Florida	0.0261531482%
FL73	Gulf County, Florida	0.0599141908%
FL74	Gulfport City, Florida	0.0478945547%
FL75	Haines City, Florida	0.0479847066%
FL76	Hallandale Beach City, Florida	0.1549505272%
FL77	Hamilton County, Florida	0.0479418005%
FL78	Hardee County, Florida	0.0671103643%
FL79	Hendry County, Florida	0.1444608951%
FL80	Hernando County, Florida	1.5100758996%
FL81	Hialeah City, Florida	0.0980156525%
FL82	Hialeah Gardens City, Florida	0.0054519294%
FL83	Highlands County, Florida	0.2931860386%
FL84	Hillsborough County, Florida	6.5231125308%
FL85	Holly Hill City, Florida	0.0316162444%
FL86	Hollywood City, Florida	0.5201647754%
FL87	Holmes County, Florida	0.0816118922%
FL88	Homestead City, Florida	0.0249353985%
FL89	Indian River County, Florida	0.6541177901%
FL90	Jackson County, Florida	0.1589357678%
FL91	Jacksonville Beach City, Florida	0.1004466852%
FL92	Jacksonville City, Florida	5.2956380196%
FL93	Jefferson County, Florida	0.0408207989%
FL94	Jupiter Town, Florida	0.1254666431%
FL95	Key Biscayne Village, Florida	0.0136838783%
FL96	Key West City, Florida	0.0880867779%
FL97	Kissimmee City, Florida	0.1623657708%
FL98	Lady Lake Town, Florida	0.0250481927%

Allocations are subject to change pursuant to a State-Subdivision Agreement, Allocation Statute, Statutory Trust, or voluntary redistribution.

FL99	Lafayette County, Florida	0.0319113399%
FL100	Lake City, Florida	0.1046594391%
FL101	Lake County, Florida	0.7815478562%
FL102	Lake Mary City, Florida	0.0797674370%
FL103	Lake Wales City, Florida	0.0362931762%
FL104	Lake Worth City, Florida	0.1171459041%
FL105	Lakeland City, Florida	0.2948749206%
FL106	Lantana Town, Florida	0.0245078987%
FL107	Largo City, Florida	0.3741936498%
FL108	Lauderdale Lakes City, Florida	0.0626243040%
FL109	Lauderhill City, Florida	0.1443830721%
FL110	Lee County, Florida	2.1503874299%
FL111	Leesburg City, Florida	0.0913398906%
FL112	Leon County, Florida	0.4712019797%
FL113	Levy County, Florida	0.2511923208%
FL114	Liberty County, Florida	0.0193986191%
FL115	Lighthouse Point City, Florida	0.0291322827%
FL116	Longwood City, Florida	0.0617091669%
FL117	Lynn Haven City, Florida	0.0392057816%
FL118	Madison County, Florida	0.0635403309%
FL119	Maitland City, Florida	0.0467282451%
FL120	Manatee County, Florida	2.2885234019%
FL121	Marco Island City, Florida	0.0620945413%
FL122	Margate City, Florida	0.1436833554%
FL123	Marion County, Florida	1.3321814866%
FL124	Martin County, Florida	0.7882651079%
FL125	Melbourne City, Florida	0.3831054876%
FL126	Miami Beach City, Florida	0.1814092477%
FL127	Miami City, Florida	0.2927934557%
FL128	Miami Gardens City, Florida	0.0406839641%
FL129	Miami Lakes Town, Florida	0.0078375139%
FL130	Miami Shores Village, Florida	0.0062876094%
FL131	Miami Springs City, Florida	0.0061694950%
FL132	Miami-Dade County, Florida	4.3271705192%
FL133	Milton City, Florida	0.0466314657%
FL134	Minneola City, Florida	0.0160580418%
FL135	Miramar City, Florida	0.2792796404%
FL136	Monroe County, Florida	0.3883011967%
FL137	Mount Dora City, Florida	0.0410212212%
FL138	Naples City, Florida	0.1344157944%
FL139	Nassau County, Florida	0.3937725183%
FL140	New Port Richey City, Florida	0.1498783253%
FL141	New Smyrna Beach City, Florida	0.1040660344%
FL142	Niceville City, Florida	0.0217446385%
FL143	North Lauderdale City, Florida	0.0660690508%
FL144	North Miami Beach City, Florida	0.0303917946%
FL145	North Miami City, Florida	0.0303784307%
FL146	North Palm Beach Village, Florida	0.0443491609%
FL147	North Port City, Florida	0.2096119036%

Allocations are subject to change pursuant to a State-Subdivision Agreement, Allocation Statute, Statutory Trust, or voluntary redistribution.

FL148	Oakland Park City, Florida	0.1004312332%
FL149	Ocala City, Florida	0.3689945815%
FL150	Ocoee City, Florida	0.0666000846%
FL151	Okaloosa County, Florida	0.6345124117%
FL152	Okeechobee County, Florida	0.3534953181%
FL153	Oldsmar City, Florida	0.0394219828%
FL154	Opa-Locka City, Florida	0.0078475369%
FL155	Orange City, Florida	0.0335624179%
FL156	Orange County, Florida	3.1307419804%
FL157	Orlando City, Florida	1.1602492100%
FL158	Ormond Beach City, Florida	0.1146438211%
FL159	Osceola County, Florida	0.8372491116%
FL160	Oviedo City, Florida	0.1031308696%
FL161	Palatka City, Florida	0.0469549231%
FL162	Palm Bay City, Florida	0.4048169342%
FL163	Palm Beach County, Florida	5.9784001645%
FL164	Palm Beach Gardens City, Florida	0.2336752163%
FL165	Palm Coast City, Florida	0.0848564709%
FL166	Palm Springs Village, Florida	0.0380209877%
FL167	Palmetto Bay Village, Florida	0.0074040767%
FL168	Palmetto City, Florida	0.0528697594%
FL169	Panama City Beach City, Florida	0.0808973045%
FL170	Panama City, Florida	0.1551531466%
FL171	Parkland City, Florida	0.0458042834%
FL172	Pasco County, Florida	4.4295368317%
FL173	Pembroke Pines City, Florida	0.4628331778%
FL174	Pensacola City, Florida	0.3306359554%
FL175	Pinecrest Village, Florida	0.0082965714%
FL176	Pinellas County, Florida	4.7935359992%
FL177	Pinellas Park City, Florida	0.2516664490%
FL178	Plant City, Florida	0.1042185754%
FL179	Plantation City, Florida	0.2139192761%
FL180	Polk County, Florida	1.6016881161%
FL181	Pompano Beach City, Florida	0.3354719648%
FL182	Port Orange City, Florida	0.1775970116%
FL183	Port St. Lucie City, Florida	0.3908042602%
FL184	Punta Gorda City, Florida	0.0471207554%
FL185	Putnam County, Florida	0.3379382594%
FL186	Riviera Beach City, Florida	0.1636174387%
FL187	Rockledge City, Florida	0.0966039082%
FL188	Royal Palm Beach Village, Florida	0.0492948779%
FL189	Safety Harbor City, Florida	0.0380615697%
FL190	Sanford City, Florida	0.1642438718%
FL191	Santa Rosa County, Florida	0.6546368035%
FL192	Sarasota City, Florida	0.4842803786%
FL193	Sarasota County, Florida	1.9688041245%
FL194	Satellite Beach City, Florida	0.0359750389%
FL195	Sebastian City, Florida	0.0383157745%
FL196	Sebring City, Florida	0.0381728569%

Allocations are subject to change pursuant to a State-Subdivision Agreement, Allocation Statute, Statutory Trust, or voluntary redistribution.

FL197	Seminole City, Florida	0.0952489243%
FL198	Seminole County, Florida	1.5086951138%
FL199	South Daytona City, Florida	0.0452214101%
FL200	South Miami City, Florida	0.0078330472%
FL201	St Johns County, Florida	0.6638216753%
FL202	St Lucie County, Florida	0.9562887503%
FL203	St. Augustine City, Florida	0.0465108819%
FL204	St. Cloud City, Florida	0.0738366040%
FL205	St. Petersburg City, Florida	1.4565924173%
FL206	Stuart City, Florida	0.0812230134%
FL207	Sumter County, Florida	0.3263986345%
FL208	Sunny Isles Beach City, Florida	0.0076937793%
FL209	Sunrise City, Florida	0.2860704481%
FL210	Suwannee County, Florida	0.1910149373%
FL211	Sweetwater City, Florida	0.0041159745%
FL212	Tallahassee City, Florida	0.4259972563%
FL213	Tamarac City, Florida	0.1344928911%
FL214	Tampa City, Florida	1.9756726462%
FL215	Tarpon Springs City, Florida	0.1019709696%
FL216	Tavares City, Florida	0.0318218598%
FL217	Taylor County, Florida	0.0921812176%
FL218	Temple Terrace City, Florida	0.1079810418%
FL219	Titusville City, Florida	0.2400558465%
FL220	Union County, Florida	0.0651555116%
FL221	Venice City, Florida	0.1423476183%
FL222	Vero Beach City, Florida	0.0606417248%
FL223	Volusia County, Florida	1.7446849189%
FL224	Wakulla County, Florida	0.1151294611%
FL225	Walton County, Florida	0.2685576832%
FL226	Washington County, Florida	0.1201244575%
FL227	Wellington Village, Florida	0.0501840680%
FL228	West Melbourne City, Florida	0.0519971652%
FL229	West Palm Beach City, Florida	0.5492662267%
FL230	West Park City, Florida	0.0295538994%
FL231	Weston City, Florida	0.1386373546%
FL232	Wilton Manors City, Florida	0.0316306070%
FL233	Winter Garden City, Florida	0.0562653176%
FL234	Winter Haven City, Florida	0.0970328243%
FL235	Winter Park City, Florida	0.1049029672%
FL236	Winter Springs City, Florida	0.0622621530%
FL237	Zephyrhills City, Florida	0.1126717551%

Allocations are subject to change pursuant to a State-Subdivision Agreement, Allocation Statute, Statutory Trust, or voluntary redistribution.

GA1	Acworth City, Georgia	0.1010066057%
GA2	Adel City, Georgia	0.0545649432%
GA3	Albany City, Georgia	0.3157843012%
GA4	Alma City, Georgia	0.0720108615%
GA5	Alpharetta City, Georgia	0.2110377863%
GA6	Americus City, Georgia	0.0651732444%
GA7	Appling County, Georgia	0.1891925647%
GA8	Arlington City, Georgia	0.0057755147%
GA9	Athens-Clarke County Unified Government, Georgia	1.3856330305%
GA10	Atkinson County, Georgia	0.0986720780%
GA11	Atlanta City, Georgia	2.9922320659%
GA12	Augusta-Richmond County Consolidated Government, Georgia	2.7761021713%
GA13	Bacon County, Georgia	0.1326313298%
GA14	Bainbridge City, Georgia	0.0569861790%
GA15	Baker County, Georgia	0.0138992540%
GA16	Baldwin County, Georgia	0.2940093402%
GA17	Banks County, Georgia	0.2108287241%
GA18	Barrow County, Georgia	0.7562315570%
GA19	Bartow County, Georgia	1.0945235112%
GA20	Ben Hill County, Georgia	0.0834031458%
GA21	Berrien County, Georgia	0.1225733642%
GA22	Blackshear City, Georgia	0.0349161927%
GA23	Blakely City, Georgia	0.0158441397%
GA24	Bleckley County, Georgia	0.1430561858%
GA25	Brantley County, Georgia	0.2875410777%
GA26	Braselton Town, Georgia	0.0371467624%
GA27	Brookhaven City, Georgia	0.0913450445%
GA28	Brooks County, Georgia	0.1455943886%
GA29	Brunswick City, Georgia	0.1020085339%
GA30	Bryan County, Georgia	0.2289883650%
GA31	Buford City, Georgia	0.0023586547%
GA32	Bulloch County, Georgia	0.4088475182%
GA33	Burke County, Georgia	0.1875413288%
GA34	Butts County, Georgia	0.3747020131%
GA35	Calhoun City, Georgia	0.1780085402%
GA36	Calhoun County, Georgia	0.0360783561%
GA37	Camden County, Georgia	0.3387009665%
GA38	Candler County, Georgia	0.0990882539%
GA39	Canton City, Georgia	0.1378274535%
GA40	Carroll County, Georgia	1.4108548814%
GA41	Carrollton City, Georgia	0.4395018339%
GA42	Cartersville City, Georgia	0.2991406477%
GA43	Catoosa County, Georgia	1.1134068466%
GA44	Chamblee City, Georgia	0.0537051979%
GA45	Charlton County, Georgia	0.1046313818%
GA46	Chatham County, Georgia	1.4544033708%
GA47	Chattooga County, Georgia	0.3317513109%

Allocations are subject to change pursuant to a State-Subdivision Agreement, Allocation Statute, Statutory Trust, or voluntary redistribution.

GA48	Cherokee County, Georgia	2.1190683851%
GA49	Clarkston City, Georgia	0.0175253481%
GA50	Clay County, Georgia	0.0274637104%
GA51	Clayton County, Georgia	1.6728881377%
GA52	Clinch County, Georgia	0.0617206810%
GA53	Cobb County, Georgia	5.8580801967%
GA54	Coffee County, Georgia	0.4164755944%
GA55	College Park City, Georgia	0.1805996391%
GA56	Colquitt County, Georgia	0.2578612394%
GA57	Columbia County, Georgia	1.2905730633%
GA58	Columbus City, Georgia	1.8227140298%
GA59	Conyers City, Georgia	0.1202231912%
GA60	Cook County, Georgia	0.0973405674%
GA61	Cordele City, Georgia	0.0583989534%
GA62	Covington City, Georgia	0.1969084378%
GA63	Coweta County, Georgia	0.9767276305%
GA64	Crawford County, Georgia	0.1282569558%
GA65	Crisp County, Georgia	0.1296658905%
GA66	Cusseta-Chattahoochee County Unified Government, Georgia	0.0695538650%
GA67	Dade County, Georgia	0.1799465490%
GA68	Dallas City, Georgia	0.0916776643%
GA69	Dalton City, Georgia	0.3628092518%
GA70	Damascus City, Georgia	0.0005040301%
GA71	Dawson City, Georgia	0.0138696254%
GA72	Dawson County, Georgia	0.3215223361%
GA73	Decatur City, Georgia	0.1040340531%
GA74	Decatur County, Georgia	0.1633371087%
GA75	Dekalb County, Georgia	4.1483991779%
GA76	Demorest City, Georgia	0.0233539880%
GA77	Dodge County, Georgia	0.3228398634%
GA78	Dooly County, Georgia	0.0758970226%
GA79	Doraville City, Georgia	0.0619484258%
GA80	Dougherty County, Georgia	0.4519146718%
GA81	Douglas City, Georgia	0.2364366638%
GA82	Douglas County, Georgia	1.2411219485%
GA83	Douglasville City, Georgia	0.2313289102%
GA84	Dublin City, Georgia	0.1598683843%
GA85	Duluth City, Georgia	0.1174400509%
GA86	Dunwoody City, Georgia	0.0823645400%
GA87	Early County, Georgia	0.0433467628%
GA88	East Point City, Georgia	0.2308433908%
GA89	Echols County, Georgia	0.0262187359%
GA90	Effingham County, Georgia	0.4645781207%
GA91	Elbert County, Georgia	0.2655117233%
GA92	Emanuel County, Georgia	0.2278497555%
GA93	Evans County, Georgia	0.1156959749%
GA94	Fairburn City, Georgia	0.0542552469%
GA95	Fannin County, Georgia	0.5651805280%

Allocations are subject to change pursuant to a State-Subdivision Agreement, Allocation Statute, Statutory Trust, or voluntary redistribution.

GA96	Fayette County, Georgia	0.6527012475%
GA97	Fayetteville City, Georgia	0.1201203794%
GA98	Fitzgerald City, Georgia	0.0569093853%
GA99	Floyd County, Georgia	0.9887350092%
GA100	Forest Park City, Georgia	0.1455200592%
GA101	Forsyth County, Georgia	1.7110664570%
GA102	Franklin County, Georgia	0.5550296650%
GA103	Fulton County, Georgia	3.5353742420%
GA104	Gainesville City, Georgia	0.3640437388%
GA105	Georgetown-Quitman County Unified Government, Georgia	0.0176595651%
GA106	Gilmer County, Georgia	0.4239021158%
GA107	Glascocock County, Georgia	0.0283662653%
GA108	Glynn County, Georgia	0.7968809706%
GA109	Gordon County, Georgia	0.4175279543%
GA110	Grady County, Georgia	0.1716497947%
GA111	Greene County, Georgia	0.1737385827%
GA112	Griffin City, Georgia	0.2287480123%
GA113	Grovetown City, Georgia	0.0632622854%
GA114	Gwinnett County, Georgia	4.8912732775%
GA115	Habersham County, Georgia	0.4635124652%
GA116	Hall County, Georgia	1.5772937095%
GA117	Hancock County, Georgia	0.0536800967%
GA118	Haralson County, Georgia	1.0934912667%
GA119	Harris County, Georgia	0.2037540782%
GA120	Hart County, Georgia	0.2935398099%
GA121	Heard County, Georgia	0.1232058232%
GA122	Henry County, Georgia	1.9715208583%
GA123	Hinesville City, Georgia	0.2572364025%
GA124	Holly Springs City, Georgia	0.0823108417%
GA125	Houston County, Georgia	0.8378076437%
GA126	Irwin County, Georgia	0.0610553841%
GA127	Jackson County, Georgia	0.9201220386%
GA128	Jasper County, Georgia	0.1152245534%
GA129	Jeff Davis County, Georgia	0.3659791686%
GA130	Jefferson City, Georgia	0.0881783943%
GA131	Jefferson County, Georgia	0.1517559349%
GA132	Jenkins County, Georgia	0.0808740550%
GA133	Johns Creek City, Georgia	0.1877697040%
GA134	Johnson County, Georgia	0.0876584323%
GA135	Jones County, Georgia	0.2773521617%
GA136	Kennesaw City, Georgia	0.1446191663%
GA137	Kingsland City, Georgia	0.1313198199%
GA138	Lagrange City, Georgia	0.2069622772%
GA139	Lakeland City, Georgia	0.0155232109%
GA140	Lamar County, Georgia	0.2083015245%
GA141	Lanier County, Georgia	0.0574613256%
GA142	Laurens County, Georgia	0.5249834521%
GA143	Lawrenceville City, Georgia	0.1647173317%

Allocations are subject to change pursuant to a State-Subdivision Agreement, Allocation Statute, Statutory Trust, or voluntary redistribution.

GA144	Lee County, Georgia	0.2162850866%
GA145	Liberty County, Georgia	0.2931642086%
GA146	Lilburn City, Georgia	0.0538355752%
GA147	Lincoln County, Georgia	0.1000487479%
GA148	Loganville City, Georgia	0.1468681321%
GA149	Long County, Georgia	0.1216766548%
GA150	Lowndes County, Georgia	0.6253829866%
GA151	Lumpkin County, Georgia	0.3139555802%
GA152	Macon County, Georgia	0.1110857755%
GA153	Macon-Bibb County Unified Government, Georgia	2.0265214623%
GA154	Madison County, Georgia	0.5114434091%
GA155	Marietta City, Georgia	0.7354006996%
GA156	Marion County, Georgia	0.0615218771%
GA157	McDonough City, Georgia	0.0803644086%
GA158	McDuffie County, Georgia	0.2216409869%
GA159	McIntosh County, Georgia	0.1678759014%
GA160	Meriwether County, Georgia	0.2015834534%
GA161	Milledgeville City, Georgia	0.1343842887%
GA162	Miller County, Georgia	0.0562389307%
GA163	Milton City, Georgia	0.0765630644%
GA164	Mitchell County, Georgia	0.1842864232%
GA165	Monroe City, Georgia	0.1616058698%
GA166	Monroe County, Georgia	0.2463868890%
GA167	Montgomery County, Georgia	0.0685440855%
GA168	Morgan County, Georgia	0.1807932852%
GA169	Moultrie City, Georgia	0.1150272968%
GA170	Murray County, Georgia	0.6862865600%
GA171	Nashville City, Georgia	0.0288042758%
GA172	Newnan City, Georgia	0.2037973462%
GA173	Newton County, Georgia	0.6206699754%
GA174	Norcross City, Georgia	0.0762036242%
GA175	Oconee County, Georgia	0.2721000475%
GA176	Oglethorpe County, Georgia	0.1461658711%
GA177	Paulding County, Georgia	1.7495211188%
GA178	Peach County, Georgia	0.2319656673%
GA179	Peachtree City, Georgia	0.2219833492%
GA180	Peachtree Corners City, Georgia	0.2099400952%
GA181	Perry City, Georgia	0.0954580908%
GA182	Pickens County, Georgia	0.3905362384%
GA183	Pierce County, Georgia	0.2012068205%
GA184	Pike County, Georgia	0.1072270653%
GA185	Polk County, Georgia	0.7130941429%
GA186	Pooler City, Georgia	0.0516303360%
GA187	Powder Springs City, Georgia	0.0633430906%
GA188	Pulaski County, Georgia	0.1671565625%
GA189	Putnam County, Georgia	0.2061208707%
GA190	Rabun County, Georgia	0.3170130000%
GA191	Randolph County, Georgia	0.0382245100%

Allocations are subject to change pursuant to a State-Subdivision Agreement, Allocation Statute, Statutory Trust, or voluntary redistribution.

GA192	Richmond Hill City, Georgia	0.0716382402%
GA193	Riverdale City, Georgia	0.0684460876%
GA194	Rockdale County, Georgia	0.7947696030%
GA195	Rome City, Georgia	0.3719383578%
GA196	Roswell City, Georgia	0.2174642134%
GA197	Sandy Springs City, Georgia	0.2590143480%
GA198	Savannah City, Georgia	1.1246685243%
GA199	Schley County, Georgia	0.0238356678%
GA200	Screven County, Georgia	0.1132053955%
GA201	Seminole County, Georgia	0.0804817769%
GA202	Smyrna City, Georgia	0.2661908888%
GA203	Snellville City, Georgia	0.0758688840%
GA204	Spalding County, Georgia	0.5900646014%
GA205	Springfield City, Georgia	0.0124802329%
GA206	St. Marys City, Georgia	0.0962803562%
GA207	Statesboro City, Georgia	0.1844690660%
GA208	Stephens County, Georgia	0.7520555284%
GA209	Stewart County, Georgia	0.0419742764%
GA210	Stockbridge City, Georgia	0.0302698888%
GA211	Sugar Hill City, Georgia	0.0106058369%
GA212	Sumter County, Georgia	0.1314426325%
GA213	Suwanee City, Georgia	0.0700562332%
GA214	Talbot County, Georgia	0.0410357316%
GA215	Taliaferro County, Georgia	0.0068637499%
GA216	Tattnall County, Georgia	0.2930768128%
GA217	Taylor County, Georgia	0.0819435502%
GA218	Telfair County, Georgia	0.1855378735%
GA219	Terrell County, Georgia	0.0334710962%
GA220	Thomas County, Georgia	0.2077911904%
GA221	Thomasville City, Georgia	0.1281973547%
GA222	Tift County, Georgia	0.2088288220%
GA223	Tifton City, Georgia	0.1416502311%
GA224	Toombs County, Georgia	0.2423104056%
GA225	Towns County, Georgia	0.2454408368%
GA226	Treutlen County, Georgia	0.0571447522%
GA227	Troup County, Georgia	0.4334095739%
GA228	Tucker City, Georgia	0.0615225648%
GA229	Turner County, Georgia	0.0697951920%
GA230	Twiggs County, Georgia	0.0640416265%
GA231	Union City, Georgia	0.1531538090%
GA232	Union County, Georgia	0.2949759089%
GA233	Upton County, Georgia	0.3355566667%
GA234	Valdosta City, Georgia	0.2598246932%
GA235	Vidalia City, Georgia	0.1252530050%
GA236	Villa Rica City, Georgia	0.1397113628%
GA237	Walker County, Georgia	0.8453605309%
GA238	Walton County, Georgia	0.8194381956%
GA239	Ware County, Georgia	0.5170078559%
GA240	Warner Robins City, Georgia	0.3969845574%

Allocations are subject to change pursuant to a State-Subdivision Agreement, Allocation Statute, Statutory Trust, or voluntary redistribution.

GA241	Warren County, Georgia	0.0447828045%
GA242	Warwick City, Georgia	0.0103298381%
GA243	Washington County, Georgia	0.1959988913%
GA244	Waycross City, Georgia	0.1358274367%
GA245	Wayne County, Georgia	0.6609347902%
GA246	Webster County Unified Government, Georgia	0.0143656323%
GA247	Wheeler County, Georgia	0.0675300652%
GA248	White County, Georgia	0.4351939380%
GA249	Whitfield County, Georgia	0.7644288806%
GA250	Wilcox County, Georgia	0.0828696590%
GA251	Wilkes County, Georgia	0.0976306068%
GA252	Wilkinson County, Georgia	0.0847297279%
GA253	Winder City, Georgia	0.2007720766%
GA254	Woodbury City, Georgia	0.0085236394%
GA255	Woodstock City, Georgia	0.1942956763%
GA256	Worth County, Georgia	0.1491832321%

Allocations are subject to change pursuant to a State-Subdivision Agreement, Allocation Statute, Statutory Trust, or voluntary redistribution.

HI1	Hawaii County, Hawaii	18.2671692501%
HI2	Kalawao, Hawaii	0.0034501514%
HI3	Kauai County, Hawaii	5.7006273580%
HI4	Maui County, Hawaii	13.9979969296%
HI5	Urban Honolulu CDP, Hawaii	62.0307563109%

Allocations are subject to change pursuant to a State-Subdivision Agreement, Allocation Statute, Statutory Trust, or voluntary redistribution.

ID1	Ada County, Idaho	13.2776278333%
ID2	Adams County, Idaho	0.1446831902%
ID3	Ammon City, Idaho	0.0812916024%
ID4	Bannock County, Idaho	3.0595589832%
ID5	Bear Lake County, Idaho	0.6082712041%
ID6	Benewah County, Idaho	0.6526829809%
ID7	Bingham County, Idaho	1.6421270812%
ID8	Blackfoot City, Idaho	0.6283857401%
ID9	Blaine County, Idaho	0.9137717551%
ID10	Boise City, Idaho	12.7586409110%
ID11	Boise County, Idaho	0.3309644652%
ID12	Bonner County, Idaho	2.5987361786%
ID13	Bonneville County, Idaho	3.7761253875%
ID14	Boundary County, Idaho	0.8788284447%
ID15	Burley City, Idaho	0.4485975363%
ID16	Butte County, Idaho	0.1839745518%
ID17	Caldwell City, Idaho	1.1958553249%
ID18	Camas County, Idaho	0.0422073443%
ID19	Canyon County, Idaho	5.0120113688%
ID20	Caribou County, Idaho	0.4396183832%
ID21	Cassia County, Idaho	0.7270235866%
ID22	Chubbuck City, Idaho	0.4841935447%
ID23	Clark County, Idaho	0.0420924425%
ID24	Clearwater County, Idaho	0.4890418390%
ID25	Coeur D'Alene City, Idaho	2.7593778237%
ID26	Custer County, Idaho	0.2133243878%
ID27	Eagle City, Idaho	0.1711876661%
ID28	Elmore County, Idaho	0.8899512165%
ID29	Franklin County, Idaho	0.5753624958%
ID30	Fremont County, Idaho	0.5716071696%
ID31	Garden City, Idaho	0.5582782838%
ID32	Gem County, Idaho	1.3784025725%
ID33	Gooding County, Idaho	0.6966472013%
ID34	Hayden City, Idaho	0.0047132146%
ID35	Idaho County, Idaho	0.8474305547%
ID36	Idaho Falls City, Idaho	3.8875027578%
ID37	Jefferson County, Idaho	0.9842670749%
ID38	Jerome City, Idaho	0.4169017424%
ID39	Jerome County, Idaho	0.6223444291%
ID40	Kootenai County, Idaho	5.6394798565%
ID41	Kuna City, Idaho	0.1849461724%
ID42	Latah County, Idaho	1.2943861166%
ID43	Lemhi County, Idaho	0.4880814284%
ID44	Lewis County, Idaho	0.2882543555%
ID45	Lewiston City, Idaho	2.0176549375%
ID46	Lincoln County, Idaho	0.1930184422%
ID47	Madison County, Idaho	1.2748404845%
ID48	Meridian City, Idaho	2.4045650754%
ID49	Minidoka County, Idaho	0.9140620922%

Allocations are subject to change pursuant to a State-Subdivision Agreement, Allocation Statute, Statutory Trust, or voluntary redistribution.

ID50	Moscow City, Idaho	0.6590552650%
ID51	Mountain Home City, Idaho	0.5706694591%
ID52	Nampa City, Idaho	3.3274647954%
ID53	Nez Perce County, Idaho	1.2765833482%
ID54	Oneida County, Idaho	0.2371656647%
ID55	Owyhee County, Idaho	0.5554298409%
ID56	Payette County, Idaho	1.2750728102%
ID57	Pocatello City, Idaho	2.9494898116%
ID58	Post Falls City, Idaho	0.6781328826%
ID59	Power County, Idaho	0.3505171035%
ID60	Preston City, Idaho	0.1496220047%
ID61	Rexburg City, Idaho	0.1336231941%
ID62	Shoshone County, Idaho	1.2841091340%
ID63	Star City, Idaho	0.0001322772%
ID64	Teton County, Idaho	0.4258195211%
ID65	Twin Falls City, Idaho	1.8245765222%
ID66	Twin Falls County, Idaho	3.3104301873%
ID67	Valley County, Idaho	0.8074710814%
ID68	Washington County, Idaho	0.4917358652%

Allocations are subject to change pursuant to a State-Subdivision Agreement, Allocation Statute, Statutory Trust, or voluntary redistribution.

IL1	Adams County, Illinois	0.2888223923%
IL2	Addison Township, Illinois	0.0038980830%
IL3	Addison Village, Illinois	0.1789163143%
IL4	Alexander County, Illinois	0.0378665703%
IL5	Algonquin Township, Illinois	0.0022237840%
IL6	Algonquin Village, Illinois	0.1102023571%
IL7	Alsip Village, Illinois	0.0804730187%
IL8	Alton City, Illinois	0.4280511636%
IL9	Alton Township, Illinois	0.0062877996%
IL10	Anna City, Illinois	0.0351784549%
IL11	Antioch Township, Illinois	0.0009191460%
IL12	Antioch Village, Illinois	0.0635563388%
IL13	Arlington Heights Village, Illinois	0.2647476580%
IL14	Aurora City, Illinois	1.1285112945%
IL15	Aurora Township, Illinois	0.0301108613%
IL16	Aux Sable Township, Illinois	0.0005108321%
IL17	Avon Township, Illinois	0.0015693001%
IL18	Barrington Village, Illinois	0.0749306299%
IL19	Bartlett Village, Illinois	0.1012637420%
IL20	Batavia City, Illinois	0.1232572616%
IL21	Beach Park Village, Illinois	0.0709728762%
IL22	Bedford Park Village, Illinois	0.0908134228%
IL23	Belleville City, Illinois	0.2800912041%
IL24	Bellwood Village, Illinois	0.0636018022%
IL25	Belvidere City, Illinois	0.1538551860%
IL26	Belvidere Township, Illinois	0.0012472224%
IL27	Bensenville Village, Illinois	0.0698164453%
IL28	Benton City, Illinois	0.0648747331%
IL29	Benton Township, Lake County, Illinois	0.0004595956%
IL30	Berkeley Village, Illinois	0.0152507249%
IL31	Berwyn City, Illinois	0.2349799824%
IL32	Berwyn Township, Illinois	0.0039135983%
IL33	Bloom Township, Illinois	0.0062250618%
IL34	Bloomington Township, Illinois	0.0054224158%
IL35	Bloomington Village, Illinois	0.0874800244%
IL36	Bloomington City Township, Illinois	0.0170627673%
IL37	Bloomington City, Illinois	0.4210280112%
IL38	Blue Island City, Illinois	0.0451468527%
IL39	Bolingbrook Village, Illinois	0.3965448276%
IL40	Bond County, Illinois	0.1354097531%
IL41	Boone County, Illinois	0.1857825548%
IL42	Bourbonnais Township, Illinois	0.0007881230%
IL43	Bourbonnais Village, Illinois	0.0558859639%
IL44	Bradley Village, Illinois	0.0950639376%
IL45	Bremen Township, Illinois	0.0008805382%
IL46	Bridgeview Village, Illinois	0.0500143261%
IL47	Broadview Village, Illinois	0.0576947589%
IL48	Brookfield Village, Illinois	0.0508215275%
IL49	Brown County, Illinois	0.0306875432%

Allocations are subject to change pursuant to a State-Subdivision Agreement, Allocation Statute, Statutory Trust, or voluntary redistribution.

IL50	Bruce Township, Illinois	0.0008928963%
IL51	Buffalo Grove Village, Illinois	0.2068406914%
IL52	Burbank City, Illinois	0.0690685990%
IL53	Bureau County, Illinois	0.0476091845%
IL54	Burr Ridge Village, Illinois	0.0419287366%
IL55	Cahokia Village, Illinois	0.0836030043%
IL56	Calhoun County, Illinois	0.0375722307%
IL57	Calumet City, Illinois	0.0970812870%
IL58	Calumet Township, Illinois	0.0001284071%
IL59	Campton Hills Village, Illinois	0.0275655408%
IL60	Canton City, Illinois	0.0820538651%
IL61	Canton Township, Illinois	0.0022485003%
IL62	Capital Township, Illinois	0.0149811918%
IL63	Carbondale City, Illinois	0.1954958522%
IL64	Carbondale Township, Illinois	0.0044639854%
IL65	Carol Stream Village, Illinois	0.1407965379%
IL66	Carpentersville Village, Illinois	0.1363950647%
IL67	Carroll County, Illinois	0.0896110775%
IL68	Cary Village, Illinois	0.0570626007%
IL69	Caseyville Township, Illinois	0.0007441028%
IL70	Cass County, Illinois	0.0771891430%
IL71	Centralia City, Illinois	0.0719850238%
IL72	Centralia Township, Illinois	0.0028386679%
IL73	Centreville Township, Illinois	0.0027552732%
IL74	Champaign City Township, Illinois	0.0007413065%
IL75	Champaign City, Illinois	0.4052254107%
IL76	Champaign County, Illinois	0.7867199494%
IL77	Champaign Township, Illinois	0.0000980982%
IL78	Channahon Township, Illinois	0.0001433812%
IL79	Channahon Village, Illinois	0.0567296082%
IL80	Charleston City, Illinois	0.0995585026%
IL81	Charleston Township, Illinois	0.0004933774%
IL82	Chatham Village, Illinois	0.0295989467%
IL83	Cherry Valley Township, Illinois	0.0005782605%
IL84	Chicago City, Illinois	15.6332843102%
IL85	Chicago Heights City, Illinois	0.1217857439%
IL86	Chicago Ridge Village, Illinois	0.0524909103%
IL87	Christian County, Illinois	0.2284950394%
IL88	Clark County, Illinois	0.1644712121%
IL89	Clay County, Illinois	0.0936362597%
IL90	Clinton County, Illinois	0.1943019862%
IL91	Coles County, Illinois	0.1247615688%
IL92	Collinsville City, Illinois	0.3522703495%
IL93	Collinsville Township, Illinois	0.0035801096%
IL94	Coloma Township, Illinois	0.0001118094%
IL95	Columbia City, Illinois	0.0433790110%
IL96	Cook County, Illinois	14.3857624802%
IL97	Cortland Township, Illinois	0.0004724498%
IL98	Country Club Hills City, Illinois	0.0671118224%

Allocations are subject to change pursuant to a State-Subdivision Agreement, Allocation Statute, Statutory Trust, or voluntary redistribution.

IL99	Countryside City, Illinois	0.0301223625%
IL100	Crawford County, Illinois	0.1569938764%
IL101	Crest Hill City, Illinois	0.0526985627%
IL102	Crestwood Village, Illinois	0.0142112001%
IL103	Crete Township, Illinois	0.0005995941%
IL104	Crystal Lake City, Illinois	0.3158354713%
IL105	Cuba Township, Illinois	0.0000224160%
IL106	Cumberland County, Illinois	0.0570281874%
IL107	Danville City, Illinois	0.2559565285%
IL108	Danville Township, Illinois	0.0051367359%
IL109	Darien City, Illinois	0.0902261418%
IL110	De Witt County, Illinois	0.1599714603%
IL111	Decatur City, Illinois	0.4645929351%
IL112	Decatur Township, Illinois	0.0043295346%
IL113	Deerfield Village, Illinois	0.0932320501%
IL114	Dekalb City, Illinois	0.1798256279%
IL115	Dekalb County, Illinois	0.3798574494%
IL116	Dekalb Township, Illinois	0.0026983537%
IL117	Des Plaines City, Illinois	0.2324422843%
IL118	Dixon City, Illinois	0.0928778143%
IL119	Dixon Township, Illinois	0.0012205217%
IL120	Dolton Village, Illinois	0.0603302846%
IL121	Dorr Township, Illinois	0.0004505750%
IL122	Douglas County, Illinois	0.1069846469%
IL123	Douglas Township, Effingham County, Illinois	0.0000906562%
IL124	Downers Grove Township, Illinois	0.0013497857%
IL125	Downers Grove Village, Illinois	0.3224473331%
IL126	Dundee Township, Illinois	0.0009813425%
IL127	Dupage County, Illinois	2.6161997714%
IL128	East Moline City, Illinois	0.0875479039%
IL129	East Peoria City, Illinois	0.2490109525%
IL130	East St. Louis City, Illinois	0.3029578651%
IL131	Edgar County, Illinois	0.1405180293%
IL132	Edwards County, Illinois	0.0682030349%
IL133	Edwardsville City, Illinois	0.2287071119%
IL134	Edwardsville Township, Illinois	0.0014741787%
IL135	Effingham City, Illinois	0.1268902766%
IL136	Effingham County, Illinois	0.1621189307%
IL137	Ela Township, Illinois	0.0090682851%
IL138	Elgin City, Illinois	0.5305768766%
IL139	Elgin Township, Illinois	0.0028839058%
IL140	Elk Grove Township, Illinois	0.0062372846%
IL141	Elk Grove Village, Illinois	0.1757993182%
IL142	Elmhurst City, Illinois	0.2577623917%
IL143	Elmwood Park Village, Illinois	0.0602202342%
IL144	Evanston City, Illinois	0.2696457560%
IL145	Evergreen Park Village, Illinois	0.0597799426%
IL146	Fairview Heights City, Illinois	0.1121410475%

Allocations are subject to change pursuant to a State-Subdivision Agreement, Allocation Statute, Statutory Trust, or voluntary redistribution.

IL147	Fayette County, Illinois	0.1838936576%
IL148	Flagg Township, Illinois	0.0014040442%
IL149	Fondulac Township, Illinois	0.0006431181%
IL150	Ford County, Illinois	0.1115951707%
IL151	Forest Park Village, Illinois	0.0453425079%
IL152	Fox Lake Village, Illinois	0.0630233162%
IL153	Frankfort Township, Will County, Illinois	0.0004301436%
IL154	Frankfort Village, Illinois	0.0673884818%
IL155	Franklin County, Illinois	0.3406006814%
IL156	Franklin Park Village, Illinois	0.0785284649%
IL157	Freeport City, Illinois	0.0999016884%
IL158	Freeport Township, Illinois	0.0064044800%
IL159	Fremont Township, Illinois	0.0010312711%
IL160	Fulton County, Illinois	0.2358510040%
IL161	Galesburg City Township, Illinois	0.0008294369%
IL162	Galesburg City, Illinois	0.1473738962%
IL163	Gallatin County, Illinois	0.0650151375%
IL164	Geneva City, Illinois	0.0883298478%
IL165	Geneva Township, Illinois	0.0003004285%
IL166	Glen Carbon Village, Illinois	0.0731670278%
IL167	Glen Ellyn Village, Illinois	0.1026185792%
IL168	Glendale Heights Village, Illinois	0.0836866697%
IL169	Glenview Village, Illinois	0.1572220054%
IL170	Godfrey Township, Illinois	0.0014140118%
IL171	Godfrey Village, Illinois	0.0597791307%
IL172	Grafton Township, Illinois	0.0009156731%
IL173	Granite City Township, Illinois	0.0120340521%
IL174	Granite City, Illinois	0.4907786518%
IL175	Grant Township, Lake County, Illinois	0.0007510035%
IL176	Grayslake Village, Illinois	0.0571222264%
IL177	Greene County, Illinois	0.1348392954%
IL178	Greenwood Township, Illinois	0.0002761633%
IL179	Groveland Township, Illinois	0.0006029317%
IL180	Grundy County, Illinois	0.3802436630%
IL181	Gurnee Village, Illinois	0.2256865903%
IL182	Hamilton County, Illinois	0.0461838068%
IL183	Hancock County, Illinois	0.0864855571%
IL184	Hanover Park Village, Illinois	0.1439424899%
IL185	Hanover Township, Cook County, Illinois	0.0100530103%
IL186	Hardin County, Illinois	0.1047177898%
IL187	Harlem Township, Illinois	0.0013712546%
IL188	Harrisburg City, Illinois	0.1363861795%
IL189	Harrisburg Township, Illinois	0.0018453732%
IL190	Harvey City, Illinois	0.0542520318%
IL191	Harwood Heights Village, Illinois	0.0264961580%
IL192	Hazel Crest Village, Illinois	0.0328924293%
IL193	Henderson County, Illinois	0.0337023368%

Allocations are subject to change pursuant to a State-Subdivision Agreement, Allocation Statute, Statutory Trust, or voluntary redistribution.

IL194	Henry County, Illinois	0.2612811167%
IL195	Herrin City, Illinois	0.1579067080%
IL196	Hickory Hills City, Illinois	0.0299939554%
IL197	Hickory Point Township, Illinois	0.0008317372%
IL198	Highland Park City, Illinois	0.2271774569%
IL199	Hillside Village, Illinois	0.0587648633%
IL200	Hinsdale Village, Illinois	0.0916908489%
IL201	Hodgkins Village, Illinois	0.0232613539%
IL202	Hoffman Estates Village, Illinois	0.1751755942%
IL203	Homer Glen Village, Illinois	0.0469112216%
IL204	Homewood Village, Illinois	0.0501427783%
IL205	Huntley Village, Illinois	0.0524270901%
IL206	Iroquois County, Illinois	0.2807520024%
IL207	Jackson County, Illinois	0.3445573527%
IL208	Jacksonville City, Illinois	0.1116974183%
IL209	Jarvis Township, Illinois	0.0005415470%
IL210	Jasper County, Illinois	0.0661355314%
IL211	Jefferson County, Illinois	0.1817671148%
IL212	Jersey County, Illinois	0.2756349312%
IL213	Jo Daviess County, Illinois	0.1403563816%
IL214	Johnson County, Illinois	0.0829436944%
IL215	Joliet City, Illinois	0.8239848960%
IL216	Joliet Township, Illinois	0.0038451777%
IL217	Justice Village, Illinois	0.0222156950%
IL218	Kane County, Illinois	0.8176130703%
IL219	Kankakee City, Illinois	0.3012693137%
IL220	Kankakee County, Illinois	0.4890037289%
IL221	Kankakee Township, Illinois	0.0039230699%
IL222	Kendall County, Illinois	0.3206091763%
IL223	Kewanee City, Illinois	0.0484121913%
IL224	Knox County, Illinois	0.3018005773%
IL225	La Grange Park Village, Illinois	0.0306665705%
IL226	La Grange Village, Illinois	0.0489381328%
IL227	Lake County, Illinois	2.6259751751%
IL228	Lake Forest City, Illinois	0.1511340104%
IL229	Lake in the Hills Village, Illinois	0.1015964188%
IL230	Lake Villa Township, Illinois	0.0004259490%
IL231	Lake Zurich Village, Illinois	0.1926754509%
IL232	Lansing Village, Illinois	0.0775500541%
IL233	Lasalle County, Illinois	1.1531097603%
IL234	Lawrence County, Illinois	0.1653700620%
IL235	Lee County, Illinois	0.1825689940%
IL236	Lemont Township, Illinois	0.0001161843%
IL237	Lemont Village, Illinois	0.0231572571%
IL238	Leyden Township, Illinois	0.0047085318%
IL239	Libertyville Township, Illinois	0.0017598586%
IL240	Libertyville Village, Illinois	0.1502709269%
IL241	Limestone Township, Peoria County, Illinois	0.0011792979%

Allocations are subject to change pursuant to a State-Subdivision Agreement, Allocation Statute, Statutory Trust, or voluntary redistribution.

IL242	Lincoln City, Illinois	0.0655854600%
IL243	Lincolnwood Village, Illinois	0.0553527158%
IL244	Lindenhurst Village, Illinois	0.0249965865%
IL245	Lisle Township, Illinois	0.0028275726%
IL246	Lisle Village, Illinois	0.0801260444%
IL247	Livingston County, Illinois	0.3523352973%
IL248	Lockport City, Illinois	0.0826388459%
IL249	Lockport Township, Illinois	0.0026329549%
IL250	Logan County, Illinois	0.1508938390%
IL251	Lombard Village, Illinois	0.2672806655%
IL252	Long Creek Township, Illinois	0.0000227768%
IL253	Loves Park City, Illinois	0.0603913084%
IL254	Lyons Township, Illinois	0.0242947899%
IL255	Lyons Village, Illinois	0.0362495516%
IL256	Machesney Park Village, Illinois	0.0567176109%
IL257	Macomb City Township, Illinois	0.0004703751%
IL258	Macomb City, Illinois	0.0564835283%
IL259	Macon County, Illinois	0.3950197281%
IL260	Macoupin County, Illinois	0.3852372432%
IL261	Madison County, Illinois	1.8722976663%
IL262	Mahomet Township, Illinois	0.0000436142%
IL263	Maine Township, Illinois	0.0042498834%
IL264	Manhattan Township, Illinois	0.0001694505%
IL265	Manteno Township, Illinois	0.0001751334%
IL266	Marion City, Illinois	0.3397669146%
IL267	Marion County, Illinois	0.4057459850%
IL268	Markham City, Illinois	0.0380473416%
IL269	Marshall County, Illinois	0.0822533539%
IL270	Mason County, Illinois	0.1285091896%
IL271	Massac County, Illinois	0.0636875874%
IL272	Matteson Village, Illinois	0.0702548878%
IL273	Mattoon City, Illinois	0.1408343339%
IL274	Mattoon Township, Illinois	0.0020198301%
IL275	Maywood Village, Illinois	0.0867531057%
IL276	McCook Village, Illinois	0.0198186268%
IL277	McDonough County, Illinois	0.1352577123%
IL278	McHenry City, Illinois	0.1211162859%
IL279	McHenry County, Illinois	1.5065411411%
IL280	McHenry Township, Illinois	0.0042440651%
IL281	McLean County, Illinois	0.5561192497%
IL282	Medina Township, Illinois	0.0027619935%
IL283	Melrose Park Village, Illinois	0.1186181878%
IL284	Menard County, Illinois	0.0813562631%
IL285	Mercer County, Illinois	0.0972248035%
IL286	Merrionette Park Village, Illinois	0.0076009169%
IL287	Metropolis City, Illinois	0.0947332002%
IL288	Midlothian Village, Illinois	0.0406706896%
IL289	Milton Township, Illinois	0.0050733217%
IL290	Minooka Village, Illinois	0.0596777852%

Allocations are subject to change pursuant to a State-Subdivision Agreement, Allocation Statute, Statutory Trust, or voluntary redistribution.

IL291	Mokena Village, Illinois	0.0573127849%
IL292	Moline City, Illinois	0.2352551083%
IL293	Moline Township, Illinois	0.0021255506%
IL294	Monee Township, Illinois	0.0006126287%
IL295	Monroe County, Illinois	0.1998142464%
IL296	Montgomery County, Illinois	0.2577543184%
IL297	Montgomery Village, Illinois	0.0525907223%
IL298	Moraine Township, Illinois	0.0009976246%
IL299	Morgan County, Illinois	0.1714185471%
IL300	Morris City, Illinois	0.0838389812%
IL301	Morton Grove Village, Illinois	0.1034836472%
IL302	Morton Township, Illinois	0.0001808615%
IL303	Morton Village, Illinois	0.0732964272%
IL304	Moultrie County, Illinois	0.0673647578%
IL305	Mount Prospect Village, Illinois	0.1704792853%
IL306	Mount Vernon City, Illinois	0.1499593581%
IL307	Mundelein Village, Illinois	0.1639685886%
IL308	Nameoki Township, Illinois	0.0012635946%
IL309	Naperville City, Illinois	0.7685669619%
IL310	Naperville Township, Illinois	0.0007679621%
IL311	New Lenox Township, Illinois	0.0033107569%
IL312	New Lenox Village, Illinois	0.0896513993%
IL313	New Trier Township, Illinois	0.0008805382%
IL314	Newell Township, Illinois	0.0004502142%
IL315	Niles Township, Illinois	0.0037851461%
IL316	Niles Village, Illinois	0.1446924560%
IL317	Normal Town, Illinois	0.2474856274%
IL318	Normal Township, Illinois	0.0028460647%
IL319	Norridge Village, Illinois	0.0465655101%
IL320	North Aurora Village, Illinois	0.0468235422%
IL321	North Chicago City, Illinois	0.1275161655%
IL322	North Riverside Village, Illinois	0.0551815063%
IL323	Northbrook Village, Illinois	0.1427173226%
IL324	Northfield Township, Illinois	0.0029902126%
IL325	Northlake City, Illinois	0.0381023667%
IL326	Norwood Park Township, Illinois	0.0000244456%
IL327	Nunda Township, Illinois	0.0006104638%
IL328	Oak Forest City, Illinois	0.0759968556%
IL329	Oak Lawn Village, Illinois	0.1589709041%
IL330	Oak Park Township, Illinois	0.0286302780%
IL331	Oak Park Village, Illinois	0.2093093375%
IL332	O'Fallon City, Illinois	0.1398947564%
IL333	Ogle County, Illinois	0.3365190759%
IL334	Orland Park Village, Illinois	0.1051852784%
IL335	Orland Township, Illinois	0.0048491617%
IL336	Oswego Township, Illinois	0.0001389611%
IL337	Oswego Village, Illinois	0.1197866160%
IL338	Ottawa City, Illinois	0.1652725952%
IL339	Ottawa Township, Illinois	0.0014113508%

Allocations are subject to change pursuant to a State-Subdivision Agreement, Allocation Statute, Statutory Trust, or voluntary redistribution.

IL340	Palatine Township, Illinois	0.0063840485%
IL341	Palatine Village, Illinois	0.2160969641%
IL342	Palos Heights City, Illinois	0.0290094105%
IL343	Palos Hills City, Illinois	0.0251753281%
IL344	Palos Township, Illinois	0.0020179357%
IL345	Park Forest Village, Illinois	0.0840587662%
IL346	Park Ridge City, Illinois	0.1116349061%
IL347	Pekin City, Illinois	0.3387071386%
IL348	Pekin Township, Illinois	0.0001206044%
IL349	Peoria City Township, Illinois	0.0211339541%
IL350	Peoria City, Illinois	1.0471081247%
IL351	Peoria County, Illinois	0.8420753713%
IL352	Perry County, Illinois	0.1986418042%
IL353	Peru Township, Illinois	0.0000575960%
IL354	Piatt County, Illinois	0.1038367555%
IL355	Pike County, Illinois	0.0985397249%
IL356	Plainfield Village, Illinois	0.1401767830%
IL357	Plano City, Illinois	0.0251954890%
IL358	Pontiac City, Illinois	0.0820476409%
IL359	Pontiac Township, Illinois	0.0008416598%
IL360	Pope County, Illinois	0.0387821081%
IL361	Posen Village, Illinois	0.0146759373%
IL362	Princeton City, Illinois	0.2434249044%
IL363	Prospect Heights City, Illinois	0.0204667964%
IL364	Proviso Township, Illinois	0.0309234299%
IL365	Pulaski County, Illinois	0.0365681114%
IL366	Putnam County, Illinois	0.0450191673%
IL367	Quincy City, Illinois	0.2800247680%
IL368	Quincy Township, Illinois	0.0014712470%
IL369	Randolph County, Illinois	0.3747229235%
IL370	Rantoul Township, Illinois	0.0005778095%
IL371	Rantoul Village, Illinois	0.0520880989%
IL372	Rich Township, Illinois	0.0027945575%
IL373	Richland County, Illinois	0.1171915473%
IL374	Richton Park Village, Illinois	0.0312964284%
IL375	River Forest Township, Illinois	0.0018589491%
IL376	River Forest Village, Illinois	0.0488586169%
IL377	River Grove Village, Illinois	0.0284407118%
IL378	Riverdale Village, Illinois	0.0390135296%
IL379	Riverside Township, Illinois	0.0028495827%
IL380	Riverside Village, Illinois	0.0269914748%
IL381	Rock Island City, Illinois	0.2048536960%
IL382	Rock Island County, Illinois	0.4477190124%
IL383	Rock Island Township, Illinois	0.0012090205%
IL384	Rockford City, Illinois	1.8636718829%
IL385	Rockford Township, Illinois	0.0222707202%
IL386	Rockton Township, Illinois	0.0013382395%
IL387	Rolling Meadows City, Illinois	0.1143438589%
IL388	Romeoville Village, Illinois	0.2124235372%

Allocations are subject to change pursuant to a State-Subdivision Agreement, Allocation Statute, Statutory Trust, or voluntary redistribution.

IL389	Roscoe Township, Illinois	0.0001321506%
IL390	Roscoe Village, Illinois	0.0285983454%
IL391	Roselle Village, Illinois	0.0882981406%
IL392	Round Lake Beach Village, Illinois	0.0718399287%
IL393	Round Lake Village, Illinois	0.0341657210%
IL394	Rutland Township, Kane County, Illinois	0.0000200256%
IL395	Saline County, Illinois	0.3157094095%
IL396	Sangamon County, Illinois	0.6566424069%
IL397	Sauk Village, Illinois	0.0225886936%
IL398	Schaumburg Township, Illinois	0.0137097493%
IL399	Schaumburg Village, Illinois	0.2968023515%
IL400	Schiller Park Village, Illinois	0.0601957886%
IL401	Schuyler County, Illinois	0.0371428539%
IL402	Scott County, Illinois	0.0254366526%
IL403	Sesser City, Illinois	0.0116834244%
IL404	Shelby County, Illinois	0.1305766480%
IL405	Shiloh Valley Township, Illinois	0.0000402315%
IL406	Shiloh Village, Illinois	0.0381714188%
IL407	Shorewood Village, Illinois	0.0493356672%
IL408	Skokie Village, Illinois	0.1964801264%
IL409	South Elgin Village, Illinois	0.0529218206%
IL410	South Holland Village, Illinois	0.0587832201%
IL411	South Moline Township, Illinois	0.0015892806%
IL412	South Rock Island Township, Illinois	0.0012188078%
IL413	Springfield City, Illinois	0.9971442684%
IL414	St Clair County, Illinois	1.2964187840%
IL415	St. Charles City, Illinois	0.2062203952%
IL416	Stark County, Illinois	0.0288234074%
IL417	Stephenson County, Illinois	0.2577976169%
IL418	Sterling City, Illinois	0.3656157148%
IL419	Sterling Township, Illinois	0.0004940540%
IL420	Stickney Township, Illinois	0.0300061782%
IL421	Stone Park Village, Illinois	0.0241358032%
IL422	Streamwood Village, Illinois	0.0878171213%
IL423	Streator City, Illinois	0.1400665973%
IL424	Sugar Grove Township, Illinois	0.0009713297%
IL425	Summit Village, Illinois	0.0312780717%
IL426	Swansea Village, Illinois	0.0555074177%
IL427	Sycamore City, Illinois	0.0541938945%
IL428	Sycamore Township, Illinois	0.0007813576%
IL429	Taylorville City, Illinois	0.0807847228%
IL430	Taylorville Township, Illinois	0.0017106517%
IL431	Tazewell County, Illinois	0.5138073664%
IL432	Thornton Township, Illinois	0.0526926993%
IL433	Tinley Park Village, Illinois	0.1419492253%
IL434	Troy City, Illinois	0.0729865272%
IL435	Troy Township, Illinois	0.0004431782%
IL436	Union County, Illinois	0.1406335371%
IL437	Urbana City, Illinois	0.2112740522%

Allocations are subject to change pursuant to a State-Subdivision Agreement, Allocation Statute, Statutory Trust, or voluntary redistribution.

IL438	Vermilion County, Illinois	0.6460041902%
IL439	Vernon Hills Village, Illinois	0.1010624040%
IL440	Villa Park Village, Illinois	0.09974444607%
IL441	Wabash County, Illinois	0.0958447089%
IL442	Warren County, Illinois	0.1030681169%
IL443	Warren Township, Lake County, Illinois	0.0012778471%
IL444	Warrenville City, Illinois	0.0688157538%
IL445	Washington City, Illinois	0.0740199632%
IL446	Washington County, Illinois	0.1031463699%
IL447	Washington Township, Tazewell County, Illinois	0.0003215816%
IL448	Waterloo City, Illinois	0.0240175893%
IL449	Wauconda Township, Illinois	0.0012666616%
IL450	Wauconda Village, Illinois	0.0595994871%
IL451	Waukegan City, Illinois	0.4111769252%
IL452	Waukegan Township, Illinois	0.0196161612%
IL453	Wayne County, Illinois	0.1098885782%
IL454	Wayne Township, Illinois	0.0022690220%
IL455	West Chicago City, Illinois	0.0985343126%
IL456	West Frankfort City, Illinois	0.1255886605%
IL457	Westchester Village, Illinois	0.0602936162%
IL458	Western Springs Village, Illinois	0.0268752905%
IL459	Westmont Village, Illinois	0.1490930723%
IL460	Wheatland Township, Illinois	0.0000651733%
IL461	Wheaton City, Illinois	0.2463124635%
IL462	Wheeling Township, Illinois	0.0078149287%
IL463	Wheeling Village, Illinois	0.1229353643%
IL464	White County, Illinois	0.1227040781%
IL465	Whiteside County, Illinois	0.0430104324%
IL466	Will County, Illinois	2.7064530198%
IL467	Williamson County, Illinois	0.5140162817%
IL468	Wilmette Village, Illinois	0.1102957195%
IL469	Winfield Township, Illinois	0.0006981433%
IL470	Winnebago County, Illinois	1.8332085447%
IL471	Winnetka Village, Illinois	0.0646107926%
IL472	Wood Dale City, Illinois	0.0565745905%
IL473	Wood River City, Illinois	0.1092090173%
IL474	Wood River Township, Illinois	0.0059267532%
IL475	Woodford County, Illinois	0.3174394102%
IL476	Woodridge Village, Illinois	0.1148193757%
IL477	Woodside Township, Illinois	0.0006326092%
IL478	Woodstock City, Illinois	0.0870473100%
IL479	Worth Township, Cook County, Illinois	0.0040664511%
IL480	Worth Village, Illinois	0.0280860700%
IL481	York Township, Dupage County, Illinois	0.0033860782%
IL482	Yorkville City, Illinois	0.0439376969%
IL483	Zion City, Illinois	0.1180331619%
IL484	Zion Township, Illinois	0.0057278958%

IN1	Adams County, Indiana	0.2857910234%
IN2	Advance Town, Indiana	0.0075602978%
IN3	Akron Town, Indiana	0.0162531694%
IN4	Alamo Town, Indiana	0.0009413600%
IN5	Albany Town, Indiana	0.0315943962%
IN6	Albion Town, Indiana	0.0349038651%
IN7	Alexandria City, Indiana	0.0730730728%
IN8	Alfordsville Town, Indiana	0.0014708751%
IN9	Allen County, Indiana	2.0763019377%
IN10	Alton Town, Indiana	0.0007942725%
IN11	Altona Town, Indiana	0.0028976239%
IN12	Ambia Town, Indiana	0.0033388864%
IN13	Amboy Town, Indiana	0.0052657327%
IN14	Amo Town, Indiana	0.0063394715%
IN15	Anderson City, Indiana	0.8055247244%
IN16	Andrews Town, Indiana	0.0167238494%
IN17	Angola City, Indiana	0.1284368099%
IN18	Arcadia Town, Indiana	0.0244459434%
IN19	Argos Town, Indiana	0.0239164284%
IN20	Ashley Town, Indiana	0.0144292843%
IN21	Atlanta Town, Indiana	0.0109580192%
IN22	Attica City, Indiana	0.0476710606%
IN23	Auburn City, Indiana	0.1983327925%
IN24	Aurora City, Indiana	0.0540693671%
IN25	Austin City, Indiana	0.0605706348%
IN26	Avilla Town, Indiana	0.0360952739%
IN27	Avon Town, Indiana	0.2751418880%
IN28	Bainbridge Town, Indiana	0.0109727279%
IN29	Bargersville Town, Indiana	0.1187878695%
IN30	Bartholomew County, Indiana	0.4724744855%
IN31	Batesville City, Indiana	0.0983427062%
IN32	Battle Ground Town, Indiana	0.0290497824%
IN33	Bedford City, Indiana	0.1943320124%
IN34	Beech Grove City, Indiana	0.2197046071%
IN35	Benton County, Indiana	0.0396106653%
IN36	Berne City, Indiana	0.0624680636%
IN37	Bethany Town, Indiana	0.0013090788%
IN38	Beverly Shores Town, Indiana	0.0088105416%
IN39	Bicknell City, Indiana	0.0417728516%
IN40	Birdseye Town, Indiana	0.0061335490%
IN41	Blackford County, Indiana	0.0621885974%
IN42	Bloomfield Town, Indiana	0.0338301263%
IN43	Bloomington Town, Indiana	0.0048391789%
IN44	Bloomington City, Indiana	1.2613489042%
IN45	Blountsville Town, Indiana	0.0018827201%
IN46	Bluffton City, Indiana	0.1492496919%
IN47	Boone County, Indiana	0.1646203363%
IN48	Boonville City, Indiana	0.0915913897%
IN49	Borden Town, Indiana	0.0137673905%

IN50	Boston Town, Indiana	0.0019121376%
IN51	Boswell Town, Indiana	0.0113110292%
IN52	Bourbon Town, Indiana	0.0257991485%
IN53	Brazil City, Indiana	0.1175670432%
IN54	Bremen Town, Indiana	0.0658069500%
IN55	Bristol Town, Indiana	0.0248872059%
IN56	Brook Town, Indiana	0.0140468568%
IN57	Brooklyn Town, Indiana	0.0234898746%
IN58	Brooksbury Town, Indiana	0.0011619913%
IN59	Brookston Town, Indiana	0.0225485146%
IN60	Brookville Town, Indiana	0.0371984302%
IN61	Brown County, Indiana	0.2058342553%
IN62	Brownsburg Town, Indiana	0.3971509739%
IN63	Brownstown, Indiana	0.0425377066%
IN64	Bruceville Town, Indiana	0.0069866565%
IN65	Bryant Town, Indiana	0.0036036439%
IN66	Bunker Hill Town, Indiana	0.0125171467%
IN67	Burket Town, Indiana	0.0028682064%
IN68	Burlington Town, Indiana	0.0088840853%
IN69	Burnettsville Town, Indiana	0.0049862664%
IN70	Burns Harbor Town, Indiana	0.0268875960%
IN71	Butler City, Indiana	0.0399783840%
IN72	Cadiz Town, Indiana	0.0020003901%
IN73	Cambridge City Town, Indiana	0.0257403135%
IN74	Camden Town, Indiana	0.0091047166%
IN75	Campbellsburg Town, Indiana	0.0085163666%
IN76	Cannelburg Town, Indiana	0.0024122351%
IN77	Cannelton City, Indiana	0.0217836596%
IN78	Carbon Town, Indiana	0.0055451990%
IN79	Carlisle Town, Indiana	0.0096783579%
IN80	Carmel City, Indiana	1.4865840015%
IN81	Carroll County, Indiana	0.2056577503%
IN82	Carthage Town, Indiana	0.0130760792%
IN83	Cass County, Indiana	0.2485631757%
IN84	Cayuga Town, Indiana	0.0162384606%
IN85	Cedar Grove Town, Indiana	0.0022357301%
IN86	Cedar Lake Town, Indiana	0.1939054586%
IN87	Center Point Town, Indiana	0.0033977214%
IN88	Centerville Town, Indiana	0.0379338677%
IN89	Chalmers Town, Indiana	0.0072514140%
IN90	Chandler Town, Indiana	0.0488036344%
IN91	Charlestown City, Indiana	0.1231122422%
IN92	Chesterfield Town, Indiana	0.0364335751%
IN93	Chesterton Town, Indiana	0.2072168779%
IN94	Chrisney Town, Indiana	0.0069425303%
IN95	Churubusco Town, Indiana	0.0291086174%
IN96	Cicero Town, Indiana	0.0728524415%
IN97	Clark County, Indiana	0.4334668790%
IN98	Clarks Hill Town, Indiana	0.0106932617%

IN99	Clarksville Town, Indiana	0.3170912446%
IN100	Clay City Town, Indiana	0.0121641367%
IN101	Clay County, Indiana	0.2188514996%
IN102	Claypool Town, Indiana	0.0063835977%
IN103	Clayton Town, Indiana	0.0155177318%
IN104	Clear Lake Town, Indiana	0.0050598102%
IN105	Clifford Town, Indiana	0.0036918964%
IN106	Clinton City, Indiana	0.0689252051%
IN107	Clinton County, Indiana	0.1742545679%
IN108	Cloverdale Town, Indiana	0.0315502699%
IN109	Coatesville Town, Indiana	0.0082957353%
IN110	Colfax Town, Indiana	0.0099872416%
IN111	Columbia City, Indiana	0.1358206027%
IN112	Columbus City, Indiana	0.7066966294%
IN113	Connersville City, Indiana	0.1882131722%
IN114	Converse Town, Indiana	0.0179740932%
IN115	Corunna Town, Indiana	0.0037654401%
IN116	Corydon Town, Indiana	0.0470827105%
IN117	Country Club Heights Town, Indiana	0.0011472825%
IN118	Covington City, Indiana	0.0367718764%
IN119	Crandall Town, Indiana	0.0022210213%
IN120	Crane Town, Indiana	0.0026328664%
IN121	Crawford County, Indiana	0.1183760245%
IN122	Crawfordsville City, Indiana	0.2370756415%
IN123	Cromwell Town, Indiana	0.0074867540%
IN124	Crothersville Town, Indiana	0.0227397284%
IN125	Crown Point City, Indiana	0.4484403871%
IN126	Culver Town, Indiana	0.0214894846%
IN127	Cynthiana Town, Indiana	0.0078838903%
IN128	Dale Town, Indiana	0.0219307471%
IN129	Daleville Town, Indiana	0.0242400209%
IN130	Dana Town, Indiana	0.0083839878%
IN131	Danville Town, Indiana	0.1489408082%
IN132	Darlington Town, Indiana	0.0126789430%
IN133	Darmstadt Town, Indiana	0.0210629308%
IN134	Daviess County, Indiana	0.2625659062%
IN135	Dayton Town, Indiana	0.0245341959%
IN136	De Kalb County, Indiana	0.2455478818%
IN137	De Motte Town, Indiana	0.0611736936%
IN138	Dearborn County, Indiana	0.4922871725%
IN139	Decatur City, Indiana	0.1449988630%
IN140	Decatur County, Indiana	0.1492055657%
IN141	Decker Town, Indiana	0.0036330614%
IN142	Delaware County, Indiana	0.4090797706%
IN143	Delphi City, Indiana	0.0427877554%
IN144	Denver Town, Indiana	0.0068689865%
IN145	Dillsboro Town, Indiana	0.0207393383%
IN146	Dublin Town, Indiana	0.0109874367%
IN147	Dubois County, Indiana	0.2578149798%

IN148	Dugger Town, Indiana	0.0128260305%
IN149	Dune Acres Town, Indiana	0.0026769926%
IN150	Dunkirk City, Indiana	0.0331682325%
IN151	Dunreith Town, Indiana	0.0024857788%
IN152	Dupont Town, Indiana	0.0048244702%
IN153	Dyer Town, Indiana	0.2349869989%
IN154	Earl Park Town, Indiana	0.0050451014%
IN155	East Chicago City, Indiana	0.4091533143%
IN156	East Germantown, Indiana	0.0051627714%
IN157	Eaton Town, Indiana	0.0254902647%
IN158	Economy Town, Indiana	0.0025740313%
IN159	Edgewood Town, Indiana	0.0273288585%
IN160	Edinburgh Town, Indiana	0.0675131651%
IN161	Edwardsport Town, Indiana	0.0043684989%
IN162	Elberfeld Town, Indiana	0.0096489404%
IN163	Elizabeth Town, Indiana	0.0030300026%
IN164	Elizabethtown, Indiana	0.0079133078%
IN165	Elkhart City, Indiana	0.7701207618%
IN166	Elkhart County, Indiana	1.5417271074%
IN167	Ellettsville Town, Indiana	0.0992399400%
IN168	Elnora Town, Indiana	0.0099431154%
IN169	Elwood City, Indiana	0.1234652522%
IN170	English Town, Indiana	0.0091929691%
IN171	Etna Green Town, Indiana	0.0086634541%
IN172	Evansville City, Indiana	1.7353236822%
IN173	Fairland Town, Indiana	0.0085163666%
IN174	Fairmount Town, Indiana	0.0407138215%
IN175	Fairview Park Town, Indiana	0.0192978807%
IN176	Farmersburg Town, Indiana	0.0157383631%
IN177	Farmland Town, Indiana	0.0184006469%
IN178	Fayette County, Indiana	0.1515883833%
IN179	Ferdinand Town, Indiana	0.0330505625%
IN180	Fillmore Town, Indiana	0.0078397640%
IN181	Fishers City, Indiana	1.4018910158%
IN182	Flora Town, Indiana	0.0294469186%
IN183	Floyd County, Indiana	0.5480039196%
IN184	Fort Branch Town, Indiana	0.0406844040%
IN185	Fort Wayne City, Indiana	3.9772755687%
IN186	Fortville Town, Indiana	0.0612178198%
IN187	Fountain City Town, Indiana	0.0111198154%
IN188	Fountain County, Indiana	0.1041085365%
IN189	Fowler Town, Indiana	0.0338595438%
IN190	Fowlerton Town, Indiana	0.0037213139%
IN191	Francesville Town, Indiana	0.0117228742%
IN192	Francisco Town, Indiana	0.0081486478%
IN193	Frankfort City, Indiana	0.2336337939%
IN194	Franklin City, Indiana	0.3766616843%
IN195	Franklin County, Indiana	0.2854085959%
IN196	Frankton Town, Indiana	0.0270052660%

IN197	Fremont Town, Indiana	0.0322121637%
IN198	French Lick Town, Indiana	0.0261374497%
IN199	Fulton County, Indiana	0.1758136954%
IN200	Fulton Town, Indiana	0.0048097614%
IN201	Galveston Town, Indiana	0.0185183170%
IN202	Garrett City, Indiana	0.0943272173%
IN203	Gary City, Indiana	1.1013765331%
IN204	Gas City, Indiana	0.0848989082%
IN205	Gaston Town, Indiana	0.0128407392%
IN206	Geneva Town, Indiana	0.0199891920%
IN207	Gentryville Town, Indiana	0.0038978189%
IN208	Georgetown, Indiana	0.0495831981%
IN209	Gibson County, Indiana	0.2161745070%
IN210	Glenwood Town, Indiana	0.0034712651%
IN211	Goodland Town, Indiana	0.0145616631%
IN212	Goshen City, Indiana	0.5032893179%
IN213	Gosport Town, Indiana	0.0117228742%
IN214	Grabill Town, Indiana	0.0169444806%
IN215	Grandview Town, Indiana	0.0105755917%
IN216	Grant County, Indiana	0.2971314700%
IN217	Greencastle City, Indiana	0.1510588682%
IN218	Greendale City, Indiana	0.0638506862%
IN219	Greene County, Indiana	0.2893064148%
IN220	Greenfield City, Indiana	0.3383895154%
IN221	Greens Fork Town, Indiana	0.0056922865%
IN222	Greensboro Town, Indiana	0.0020150988%
IN223	Greensburg City, Indiana	0.1749017529%
IN224	Greentown, Indiana	0.0349185738%
IN225	Greenville Town, Indiana	0.0154588968%
IN226	Greenwood City, Indiana	0.8745528908%
IN227	Griffin Town, Indiana	0.0024857788%
IN228	Griffith Town, Indiana	0.2362225340%
IN229	Hagerstown, Indiana	0.0246077397%
IN230	Hamilton County, Indiana	0.3369480578%
IN231	Hamilton Town, Indiana	0.0232398259%
IN232	Hamlet Town, Indiana	0.0111933592%
IN233	Hammond City, Indiana	1.1108342597%
IN234	Hancock County, Indiana	0.5794071020%
IN235	Hanover Town, Indiana	0.0515100445%
IN236	Hardinsburg Town, Indiana	0.0035153914%
IN237	Harmony Town, Indiana	0.0094283091%
IN238	Harrison County, Indiana	0.5175273884%
IN239	Hartford City, Indiana	0.0832515282%
IN240	Hartsville Town, Indiana	0.0058835002%
IN241	Haubstadt Town, Indiana	0.0249607497%
IN242	Hazleton Town, Indiana	0.0039419451%
IN243	Hebron Town, Indiana	0.0539811146%
IN244	Hendricks County, Indiana	1.0582210590%
IN245	Henry County, Indiana	0.3396250504%

IN246	Highland Town, Indiana	0.3282404775%
IN247	Hillsboro Town, Indiana	0.0073690840%
IN248	Hobart City, Indiana	0.4109477819%
IN249	Holland Town, Indiana	0.0095606879%
IN250	Holton Town, Indiana	0.0066189378%
IN251	Hope Town, Indiana	0.0327710962%
IN252	Howard County, Indiana	0.3093397330%
IN253	Hudson Town, Indiana	0.0075897153%
IN254	Huntertown, Indiana	0.1003725138%
IN255	Huntingburg City, Indiana	0.0907529910%
IN256	Huntington City, Indiana	0.2520785671%
IN257	Huntington County, Indiana	0.2077758104%
IN258	Hymera Town, Indiana	0.0111933592%
IN259	Indian Village Town, Indiana	0.0019856813%
IN260	Indianapolis City, Indiana	13.0829776512%
IN261	Ingalls Town, Indiana	0.0356540114%
IN262	Jackson County, Indiana	0.2814960682%
IN263	Jamestown, Indiana	0.0135908855%
IN264	Jasonville City, Indiana	0.0312119687%
IN265	Jasper City, Indiana	0.2312803938%
IN266	Jasper County, Indiana	0.3167235258%
IN267	Jay County, Indiana	0.1443958042%
IN268	Jefferson County, Indiana	0.2432533167%
IN269	Jeffersonville City, Indiana	0.7078733294%
IN270	Jennings County, Indiana	0.3047064766%
IN271	Johnson County, Indiana	0.6908994313%
IN272	Jonesboro City, Indiana	0.0241664772%
IN273	Jonesville Town, Indiana	0.0028534976%
IN274	Kempton Town, Indiana	0.0045450039%
IN275	Kendallville City, Indiana	0.1455283780%
IN276	Kennard Town, Indiana	0.0065601027%
IN277	Kentland Town, Indiana	0.0245341959%
IN278	Kewanna Town, Indiana	0.0087517066%
IN279	Kingman Town, Indiana	0.0067807340%
IN280	Kingsbury Town, Indiana	0.0035153914%
IN281	Kingsford Heights Town, Indiana	0.0203863283%
IN282	Kirklin Town, Indiana	0.0113551554%
IN283	Knightstown, Indiana	0.0314325999%
IN284	Knightsville Town, Indiana	0.0112816117%
IN285	Knox City, Indiana	0.0521425207%
IN286	Knox County, Indiana	0.2040986228%
IN287	Kokomo City, Indiana	0.8534017075%
IN288	Kosciusko County, Indiana	0.7211112049%
IN289	Kouts Town, Indiana	0.0287997336%
IN290	La Crosse Town, Indiana	0.0075750065%
IN291	La Fontaine Town, Indiana	0.0121788455%
IN292	La Paz Town, Indiana	0.0080751041%
IN293	La Porte City, Indiana	0.3172530408%
IN294	La Porte County, Indiana	0.6563485762%

IN295	Laconia Town, Indiana	0.0007501463%
IN296	Ladoga Town, Indiana	0.0146646243%
IN297	Lafayette City, Indiana	1.0549262989%
IN298	Lagrange County, Indiana	0.5134089383%
IN299	Lagrange Town, Indiana	0.0406402778%
IN300	Lagro Town, Indiana	0.0057511215%
IN301	Lake County, Indiana	0.6176498535%
IN302	Lake Station City, Indiana	0.1742251504%
IN303	Lakeville Town, Indiana	0.0117375829%
IN304	Lanesville Town, Indiana	0.0083104441%
IN305	Lapel Town, Indiana	0.0352715838%
IN306	Larwill Town, Indiana	0.0041772852%
IN307	Laurel Town, Indiana	0.0079721428%
IN308	Lawrence City, Indiana	0.7275242202%
IN309	Lawrence County, Indiana	0.3938267962%
IN310	Lawrenceburg City, Indiana	0.0735584615%
IN311	Leavenworth Town, Indiana	0.0034271389%
IN312	Lebanon City, Indiana	0.2362960777%
IN313	Leesburg Town, Indiana	0.0081192303%
IN314	Leo-Cedarville Town, Indiana	0.0567463597%
IN315	Lewisville Town, Indiana	0.0051480627%
IN316	Liberty Town, Indiana	0.0292115786%
IN317	Ligonier City, Indiana	0.0644096187%
IN318	Linden Town, Indiana	0.0112816117%
IN319	Linton City, Indiana	0.0765443379%
IN320	Little York Town, Indiana	0.0027946626%
IN321	Livonia Town, Indiana	0.0018091763%
IN322	Lizton Town, Indiana	0.0071925790%
IN323	Logansport City, Indiana	0.2586386698%
IN324	Long Beach Town, Indiana	0.0170327331%
IN325	Loogootee City, Indiana	0.0397136265%
IN326	Losantville Town, Indiana	0.0032947601%
IN327	Lowell Town, Indiana	0.1461020193%
IN328	Lynn Town, Indiana	0.0151058868%
IN329	Lynnville Town, Indiana	0.0141204005%
IN330	Lyons Town, Indiana	0.0105314654%
IN331	Mackey Town, Indiana	0.0019415551%
IN332	Macy Town, Indiana	0.0029270414%
IN333	Madison City, Indiana	0.1744604904%
IN334	Madison County, Indiana	0.6472144421%
IN335	Marengo Town, Indiana	0.0118699617%
IN336	Marion City, Indiana	0.4108154031%
IN337	Markle Town, Indiana	0.0160766644%
IN338	Markleville Town, Indiana	0.0075455890%
IN339	Marshall County, Indiana	0.3884875198%
IN340	Marshall Town, Indiana	0.0046626739%
IN341	Martin County, Indiana	0.0964452774%
IN342	Martinsville City, Indiana	0.1716364103%
IN343	Matthews Town, Indiana	0.0082221916%

IN344	Mauckport Town, Indiana	0.0012502438%
IN345	McCordsville Town, Indiana	0.1100067454%
IN346	Mecca Town, Indiana	0.0047950527%
IN347	Medaryville Town, Indiana	0.0083104441%
IN348	Medora Town, Indiana	0.0102372904%
IN349	Mellott Town, Indiana	0.0028387889%
IN350	Mentone Town, Indiana	0.0142380705%
IN351	Merom Town, Indiana	0.0032065076%
IN352	Merrillville Town, Indiana	0.5117468495%
IN353	Miami County, Indiana	0.3147084270%
IN354	Michiana Shores Town, Indiana	0.0043684989%
IN355	Michigan City, Indiana	0.4561918986%
IN356	Michigantown, Indiana	0.0066483553%
IN357	Middlebury Town, Indiana	0.0531427158%
IN358	Middletown, Indiana	0.0329181838%
IN359	Milan Town, Indiana	0.0271817710%
IN360	Milford Town, Indiana	0.0230191946%
IN361	Millersburg Town, Indiana	0.0139880218%
IN362	Millhousen Town, Indiana	0.0019121376%
IN363	Milltown, Indiana	0.0119140880%
IN364	Milton Town, Indiana	0.0065601027%
IN365	Mishawaka City, Indiana	0.7407768044%
IN366	Mitchell City, Indiana	0.0624974811%
IN367	Modoc Town, Indiana	0.0026622839%
IN368	Monon Town, Indiana	0.0256667697%
IN369	Monroe City Town, Indiana	0.0077662203%
IN370	Monroe County, Indiana	0.8226457100%
IN371	Monroe Town, Indiana	0.0129878267%
IN372	Monroeville Town, Indiana	0.0197244345%
IN373	Monrovia Town, Indiana	0.0221219608%
IN374	Monterey Town, Indiana	0.0029564589%
IN375	Montezuma Town, Indiana	0.0145028281%
IN376	Montgomery County, Indiana	0.2439446280%
IN377	Montgomery Town, Indiana	0.0111639417%
IN378	Monticello City, Indiana	0.0771179792%
IN379	Montpelier City, Indiana	0.0243282734%
IN380	Mooreland Town, Indiana	0.0051921889%
IN381	Moore Hill Town, Indiana	0.0090900078%
IN382	Mooresville Town, Indiana	0.1439692505%
IN383	Morgan County, Indiana	0.6498325997%
IN384	Morgantown, Indiana	0.0144734106%
IN385	Morocco Town, Indiana	0.0160913731%
IN386	Morristown, Indiana	0.0197097257%
IN387	Mount Auburn Town, Indiana	0.0015297101%
IN388	Mount Ayr Town, Indiana	0.0017209238%
IN389	Mount Carmel Town, Indiana	0.0010001950%
IN390	Mount Etna Town, Indiana	0.0015444188%
IN391	Mount Summit Town, Indiana	0.0048685964%
IN392	Mount Vernon City, Indiana	0.0956362961%

IN393	Mulberry Town, Indiana	0.0179446757%
IN394	Muncie City, Indiana	1.0001803293%
IN395	Munster Town, Indiana	0.3305938776%
IN396	Napoleon Town, Indiana	0.0033388864%
IN397	Nappanee City, Indiana	0.1006519801%
IN398	Nashville Town, Indiana	0.0161502081%
IN399	New Albany City, Indiana	0.5419144969%
IN400	New Amsterdam Town, Indiana	0.0004118450%
IN401	New Carlisle Town, Indiana	0.0308148324%
IN402	New Castle City, Indiana	0.2517108483%
IN403	New Chicago Town, Indiana	0.0285349761%
IN404	New Harmony Town, Indiana	0.0110756892%
IN405	New Haven City, Indiana	0.2341927264%
IN406	New Market Town, Indiana	0.0091635516%
IN407	New Middletown, Indiana	0.0012796613%
IN408	New Palestine Town, Indiana	0.0376396927%
IN409	New Pekin Town, Indiana	0.0204451633%
IN410	New Point Town, Indiana	0.0050156839%
IN411	New Richmond Town, Indiana	0.0048980139%
IN412	New Ross Town, Indiana	0.0050451014%
IN413	New Whiteland Town, Indiana	0.0917973122%
IN414	Newberry Town, Indiana	0.0027211189%
IN415	Newburgh Town, Indiana	0.0478328568%
IN416	Newport Town, Indiana	0.0070896178%
IN417	Newton County, Indiana	0.1229945722%
IN418	Newtown, Indiana	0.0035742264%
IN419	Noble County, Indiana	0.3779266369%
IN420	Noblesville City, Indiana	0.9511854812%
IN421	North Judson Town, Indiana	0.0251813810%
IN422	North Liberty Town, Indiana	0.0281672573%
IN423	North Manchester Town, Indiana	0.0845311895%
IN424	North Salem Town, Indiana	0.0079133078%
IN425	North Vernon City, Indiana	0.0985780462%
IN426	North Webster Town, Indiana	0.0171798207%
IN427	Oakland City, Indiana	0.0353598363%
IN428	Oaktown, Indiana	0.0087517066%
IN429	Odon Town, Indiana	0.0203716195%
IN430	Ogden Dunes Town, Indiana	0.0160031206%
IN431	Ohio County, Indiana	0.0549518921%
IN432	Oldenburg Town, Indiana	0.0097519016%
IN433	Onward Town, Indiana	0.0014414576%
IN434	Oolitic Town, Indiana	0.0166797231%
IN435	Orange County, Indiana	0.1699743215%
IN436	Orestes Town, Indiana	0.0059423352%
IN437	Orland Town, Indiana	0.0062365102%
IN438	Orleans Town, Indiana	0.0312560949%
IN439	Osceola Town, Indiana	0.0365365364%
IN440	Osgood Town, Indiana	0.0233133696%
IN441	Ossian Town, Indiana	0.0497449944%

IN442	Otterbein Town, Indiana	0.0186065695%
IN443	Owen County, Indiana	0.2610214874%
IN444	Owensville Town, Indiana	0.0198126870%
IN445	Oxford Town, Indiana	0.0169003544%
IN446	Palmyra Town, Indiana	0.0140615655%
IN447	Paoli Town, Indiana	0.0533486383%
IN448	Paragon Town, Indiana	0.0099725329%
IN449	Parke County, Indiana	0.1734897128%
IN450	Parker City Town, Indiana	0.0197685608%
IN451	Patoka Town, Indiana	0.0113551554%
IN452	Patriot Town, Indiana	0.0030741289%
IN453	Pendleton Town, Indiana	0.0642919487%
IN454	Pennville Town, Indiana	0.0099284066%
IN455	Perry County, Indiana	0.1482494969%
IN456	Perrysville Town, Indiana	0.0063688890%
IN457	Peru City, Indiana	0.1621345574%
IN458	Petersburg City, Indiana	0.0340801750%
IN459	Pierceton Town, Indiana	0.0150176343%
IN460	Pike County, Indiana	0.1329671051%
IN461	Pine Village Town, Indiana	0.0029711676%
IN462	Pittsboro Town, Indiana	0.0531574245%
IN463	Plainfield Town, Indiana	0.5190276810%
IN464	Plainville Town, Indiana	0.0073249578%
IN465	Plymouth City, Indiana	0.1468227481%
IN466	Poneto Town, Indiana	0.0028387889%
IN467	Portage City, Indiana	0.5440472657%
IN468	Porter County, Indiana	1.0379376920%
IN469	Porter Town, Indiana	0.0711021002%
IN470	Portland City, Indiana	0.0882819209%
IN471	Posey County, Indiana	0.2416794804%
IN472	Poseyville Town, Indiana	0.0152382656%
IN473	Pottawattamie Park Town, Indiana	0.0032947601%
IN474	Princes Lakes Town, Indiana	0.0197832695%
IN475	Princeton City, Indiana	0.1284515186%
IN476	Pulaski County, Indiana	0.1249949623%
IN477	Putnam County, Indiana	0.3331384914%
IN478	Randolph County, Indiana	0.1698860690%
IN479	Redkey Town, Indiana	0.0188566182%
IN480	Remington Town, Indiana	0.0169886069%
IN481	Rensselaer City, Indiana	0.0859285208%
IN482	Reynolds Town, Indiana	0.0077662203%
IN483	Richland Town, Indiana	0.0057511215%
IN484	Richmond City, Indiana	0.5198366623%
IN485	Ridgeville Town, Indiana	0.0109874367%
IN486	Riley Town, Indiana	0.0031770901%
IN487	Ripley County, Indiana	0.2119825131%
IN488	Rising Sun City, Indiana	0.0314620174%
IN489	River Forest Town, Indiana	0.0003235925%
IN490	Roachdale Town, Indiana	0.0128995742%

IN491	Roann Town, Indiana	0.0066336465%
IN492	Roanoke Town, Indiana	0.0251519635%
IN493	Rochester City, Indiana	0.0881642509%
IN494	Rockport City, Indiana	0.0315355612%
IN495	Rockville Town, Indiana	0.0364482839%
IN496	Rome City Town, Indiana	0.0205481245%
IN497	Rosedale Town, Indiana	0.0103843779%
IN498	Roseland Town, Indiana	0.0093547654%
IN499	Rossville Town, Indiana	0.0227250196%
IN500	Royal Center Town, Indiana	0.0122670980%
IN501	Rush County, Indiana	0.1389682753%
IN502	Rushville City, Indiana	0.0883701734%
IN503	Russellville Town, Indiana	0.0052363152%
IN504	Russiaville Town, Indiana	0.0164590919%
IN505	Salamonia Town, Indiana	0.0023534001%
IN506	Salem City, Indiana	0.0912089622%
IN507	Saltillo Town, Indiana	0.0013384963%
IN508	Sandborn Town, Indiana	0.0059423352%
IN509	Santa Claus Town, Indiana	0.0354627976%
IN510	Saratoga Town, Indiana	0.0034712651%
IN511	Schererville Town, Indiana	0.4195965272%
IN512	Schneider Town, Indiana	0.0038242751%
IN513	Scott County, Indiana	0.1915520585%
IN514	Scottsburg City, Indiana	0.0990193088%
IN515	Seelyville Town, Indiana	0.0148558381%
IN516	Sellersburg Town, Indiana	0.1310255500%
IN517	Selma Town, Indiana	0.0119287967%
IN518	Seymour City, Indiana	0.2935719524%
IN519	Shadeland Town, Indiana	0.0281819661%
IN520	Shamrock Lakes Town, Indiana	0.0031770901%
IN521	Sharpsville Town, Indiana	0.0083398616%
IN522	Shelburn Town, Indiana	0.0179005494%
IN523	Shelby County, Indiana	0.3442288893%
IN524	Shelbyville City, Indiana	0.2854527221%
IN525	Sheridan Town, Indiana	0.0448322717%
IN526	Shipshewana Town, Indiana	0.0106050092%
IN527	Shirley Town, Indiana	0.0130613705%
IN528	Shoals Town, Indiana	0.0116052042%
IN529	Sidney Town, Indiana	0.0011914088%
IN530	Silver Lake Town, Indiana	0.0135761768%
IN531	Somerville Town, Indiana	0.0042508289%
IN532	South Bend City, Indiana	1.5006749846%
IN533	South Whitley Town, Indiana	0.0256079347%
IN534	Southport City, Indiana	0.0260344885%
IN535	Speedway Town, Indiana	0.1793437956%
IN536	Spencer County, Indiana	0.1879042884%
IN537	Spencer Town, Indiana	0.0331829413%
IN538	Spiceland Town, Indiana	0.0138262255%
IN539	Spring Grove Town, Indiana	0.0047362177%

IN540	Spring Lake Town, Indiana	0.0033535951%
IN541	Springport Town, Indiana	0.0020592251%
IN542	Spurgeon Town, Indiana	0.0030005851%
IN543	St Joseph County, Indiana	1.6167270265%
IN544	St. Joe Town, Indiana	0.0069572390%
IN545	St. John Town, Indiana	0.2764656755%
IN546	St. Leon Town, Indiana	0.0097519016%
IN547	St. Paul Town, Indiana	0.0156501106%
IN548	Starke County, Indiana	0.2497104582%
IN549	State Line City Town, Indiana	0.0020445163%
IN550	Staunton Town, Indiana	0.0075014628%
IN551	Steuben County, Indiana	0.3060596816%
IN552	Stilesville Town, Indiana	0.0049568489%
IN553	Stinesville Town, Indiana	0.0032065076%
IN554	Straughn Town, Indiana	0.0031329639%
IN555	Sullivan City, Indiana	0.0602029160%
IN556	Sullivan County, Indiana	0.1732690816%
IN557	Sulphur Springs Town, Indiana	0.0054569465%
IN558	Summitville Town, Indiana	0.0144587018%
IN559	Sunman Town, Indiana	0.0151941393%
IN560	Swayzee Town, Indiana	0.0133996718%
IN561	Sweetser Town, Indiana	0.0162384606%
IN562	Switz City Town, Indiana	0.0042508289%
IN563	Switzerland County, Indiana	0.1308196275%
IN564	Syracuse Town, Indiana	0.0423906191%
IN565	Tell City, Indiana	0.1060648003%
IN566	Tennyson Town, Indiana	0.0044126252%
IN567	Terre Haute City, Indiana	0.8916738764%
IN568	Thorntown, Indiana	0.0231368646%
IN569	Tippecanoe County, Indiana	0.9815002161%
IN570	Tipton City, Indiana	0.0731024903%
IN571	Tipton County, Indiana	0.1253185548%
IN572	Topeka Town, Indiana	0.0180182194%
IN573	Town of Pines Town, Indiana	0.0101637466%
IN574	Trafalgar Town, Indiana	0.0197832695%
IN575	Trail Creek Town, Indiana	0.0292998311%
IN576	Troy Town, Indiana	0.0058540827%
IN577	Ulen Town, Indiana	0.0018533026%
IN578	Union City, Indiana	0.0505981019%
IN579	Union County, Indiana	0.0653362700%
IN580	Uniondale Town, Indiana	0.0046332564%
IN581	Universal Town, Indiana	0.0050598102%
IN582	Upland Town, Indiana	0.0548048046%
IN583	Utica Town, Indiana	0.0137379730%
IN584	Valparaiso City, Indiana	0.4985825177%
IN585	Van Buren Town, Indiana	0.0119435055%
IN586	Vanderburgh County, Indiana	0.9125308847%
IN587	Veedersburg Town, Indiana	0.0301088124%
IN588	Vera Cruz Town, Indiana	0.0012649525%

IN589	Vermillion County, Indiana	0.0965923649%
IN590	Vernon Town, Indiana	0.0046626739%
IN591	Versailles Town, Indiana	0.0306383274%
IN592	Vevay Town, Indiana	0.0242400209%
IN593	Vigo County, Indiana	0.6322115165%
IN594	Vincennes City, Indiana	0.2480189519%
IN595	Wabash City, Indiana	0.1462196893%
IN596	Wabash County, Indiana	0.2005979401%
IN597	Wakarusa Town, Indiana	0.0272111885%
IN598	Walkerton Town, Indiana	0.0331829413%
IN599	Wallace Town, Indiana	0.0012061175%
IN600	Walton Town, Indiana	0.0149293818%
IN601	Wanatah Town, Indiana	0.0147675856%
IN602	Warren County, Indiana	0.0791330780%
IN603	Warren Town, Indiana	0.0178122969%
IN604	Warrick County, Indiana	0.7102120208%
IN605	Warsaw City, Indiana	0.2228375710%
IN606	Washington City, Indiana	0.1842712270%
IN607	Washington County, Indiana	0.2827463120%
IN608	Waterloo Town, Indiana	0.0332270675%
IN609	Waveland Town, Indiana	0.0061482577%
IN610	Wayne County, Indiana	0.3096486168%
IN611	Waynetown, Indiana	0.0141498180%
IN612	Wells County, Indiana	0.1993329876%
IN613	West Baden Springs Town, Indiana	0.0082516091%
IN614	West College Corner Town, Indiana	0.0092076779%
IN615	West Harrison Town, Indiana	0.0041184502%
IN616	West Lafayette City, Indiana	0.7500874435%
IN617	West Lebanon Town, Indiana	0.0101784554%
IN618	West Terre Haute Town, Indiana	0.0324769212%
IN619	Westfield City, Indiana	0.6420222532%
IN620	Westport Town, Indiana	0.0209452608%
IN621	Westville Town, Indiana	0.0862815308%
IN622	Wheatfield Town, Indiana	0.0128407392%
IN623	Wheatland Town, Indiana	0.0069131128%
IN624	White County, Indiana	0.1949203624%
IN625	Whiteland Town, Indiana	0.0666600575%
IN626	Whitestown, Indiana	0.1337319601%
IN627	Whitewater Town, Indiana	0.0010296125%
IN628	Whiting City, Indiana	0.0700871964%
IN629	Whitley County, Indiana	0.3048535641%
IN630	Wilkinson Town, Indiana	0.0066777728%
IN631	Williamsport Town, Indiana	0.0272406060%
IN632	Winamac Town, Indiana	0.0337124563%
IN633	Winchester City, Indiana	0.0686163214%
IN634	Windfall City Town, Indiana	0.0115022429%
IN635	Winfield Town, Indiana	0.0880612896%
IN636	Wingate Town, Indiana	0.0039125276%
IN637	Winona Lake Town, Indiana	0.0721022952%

IN638	Winslow Town, Indiana	0.0121788455%
IN639	Wolcott Town, Indiana	0.0142527793%
IN640	Wolcottville Town, Indiana	0.0153559356%
IN641	Woodburn City, Indiana	0.0241076422%
IN642	Woodlawn Heights Town, Indiana	0.0011178650%
IN643	Worthington Town, Indiana	0.0206952120%
IN644	Yeoman Town, Indiana	0.0020739338%
IN645	Yorktown, Indiana	0.1634289275%
IN646	Zanesville Town, Indiana	0.0091341341%
IN647	Zionsville Town, Indiana	0.4170960396%

Allocations are subject to change pursuant to a State-Subdivision Agreement, Allocation Statute, Statutory Trust, or voluntary redistribution.

IA1	Adair County, Iowa	0.2556947079%
IA2	Adams County, Iowa	0.1116893593%
IA3	Allamakee County, Iowa	0.4458394258%
IA4	Altoona City, Iowa	0.2271292953%
IA5	Ames City, Iowa	1.7060232543%
IA6	Ankeny City, Iowa	0.5840629692%
IA7	Appanoose County, Iowa	0.5319683854%
IA8	Audubon County, Iowa	0.1208233165%
IA9	Benton County, Iowa	0.5189931402%
IA10	Bettendorf City, Iowa	0.8351246683%
IA11	Black Hawk County, Iowa	1.4597147645%
IA12	Boone City, Iowa	0.0585610511%
IA13	Boone County, Iowa	0.7643570143%
IA14	Bremer County, Iowa	0.1360762814%
IA15	Buchanan County, Iowa	0.3769597212%
IA16	Buena Vista County, Iowa	0.3093288199%
IA17	Burlington City, Iowa	0.7412740274%
IA18	Butler County, Iowa	0.2707550314%
IA19	Calhoun County, Iowa	0.1889747662%
IA20	Carroll County, Iowa	0.6033017832%
IA21	Cass County, Iowa	0.3356690805%
IA22	Cedar County, Iowa	0.3655659943%
IA23	Cedar Falls City, Iowa	0.3889922738%
IA24	Cedar Rapids City, Iowa	2.9326637662%
IA25	Cerro Gordo County, Iowa	1.0177134214%
IA26	Cherokee County, Iowa	0.2378216922%
IA27	Chickasaw County, Iowa	0.2430983347%
IA28	Clarke County, Iowa	0.3045977275%
IA29	Clay County, Iowa	0.0207652003%
IA30	Clayton County, Iowa	0.4574161780%
IA31	Clinton City, Iowa	0.5134206442%
IA32	Clinton County, Iowa	0.9451918014%
IA33	Clive City, Iowa	0.3112994673%
IA34	Coralville City, Iowa	0.2459834677%
IA35	Council Bluffs City, Iowa	1.6465089330%
IA36	Crawford County, Iowa	0.3305363581%
IA37	Dallas County, Iowa	0.9926851094%
IA38	Davenport City, Iowa	4.2711769833%
IA39	Davis County, Iowa	0.1538236474%
IA40	Decatur County, Iowa	0.2531361998%
IA41	Delaware County, Iowa	0.3021379441%
IA42	Des Moines City, Iowa	7.4241865686%
IA43	Des Moines County, Iowa	0.8267324284%
IA44	Dickinson County, Iowa	0.3322460903%
IA45	Dubuque City, Iowa	1.2115558277%
IA46	Dubuque County, Iowa	1.5339066909%
IA47	Emmet County, Iowa	0.1753353731%
IA48	Fairfield City, Iowa	0.0333429825%
IA49	Fayette County, Iowa	0.5284248741%

Allocations are subject to change pursuant to a State-Subdivision Agreement, Allocation Statute, Statutory Trust, or voluntary redistribution.

IA50	Floyd County, Iowa	0.3286208427%
IA51	Fort Dodge City, Iowa	0.5243300432%
IA52	Fort Madison City, Iowa	0.2267513848%
IA53	Franklin County, Iowa	0.2107304188%
IA54	Fremont County, Iowa	0.2048165533%
IA55	Greene County, Iowa	0.3578145033%
IA56	Grimes City, Iowa	0.0740951249%
IA57	Grundy County, Iowa	0.3230832850%
IA58	Guthrie County, Iowa	0.2308465363%
IA59	Hamilton County, Iowa	0.3501841744%
IA60	Hancock County, Iowa	0.1901101001%
IA61	Hardin County, Iowa	0.4490825960%
IA62	Harrison County, Iowa	0.6178184798%
IA63	Henry County, Iowa	0.4451496351%
IA64	Howard County, Iowa	0.1714011300%
IA65	Humboldt County, Iowa	0.1929606154%
IA66	Ida County, Iowa	0.1680400030%
IA67	Indianola City, Iowa	0.2725936185%
IA68	Iowa City, Iowa	1.5748652576%
IA69	Iowa County, Iowa	0.2658620690%
IA70	Jackson County, Iowa	0.5490330125%
IA71	Jasper County, Iowa	0.3568285385%
IA72	Jefferson County, Iowa	0.5394823602%
IA73	Johnson County, Iowa	1.8973270258%
IA74	Johnston City, Iowa	0.2224895553%
IA75	Jones County, Iowa	0.3884579424%
IA76	Keokuk City, Iowa	0.2759060242%
IA77	Keokuk County, Iowa	0.1980680155%
IA78	Kossuth County, Iowa	0.3482728259%
IA79	Le Mars City, Iowa	0.3541517531%
IA80	Lee County, Iowa	0.9560951102%
IA81	Linn County, Iowa	3.9522487898%
IA82	Louisa County, Iowa	0.3358719789%
IA83	Lucas County, Iowa	0.3300459400%
IA84	Lyon County, Iowa	0.1619052891%
IA85	Madison County, Iowa	0.4030765691%
IA86	Mahaska County, Iowa	0.6619077091%
IA87	Marion City, Iowa	0.4437200502%
IA88	Marion County, Iowa	1.0208402375%
IA89	Marshall County, Iowa	0.5394663334%
IA90	Marshalltown City, Iowa	0.4969329796%
IA91	Mason City, Iowa	0.6125988926%
IA92	Mills County, Iowa	0.4947100714%
IA93	Mitchell County, Iowa	0.1895001226%
IA94	Monona County, Iowa	0.4457538430%
IA95	Monroe County, Iowa	0.2157871744%
IA96	Montgomery County, Iowa	0.5309224806%
IA97	Muscatine City, Iowa	0.3991224529%
IA98	Muscatine County, Iowa	0.6616391011%

Allocations are subject to change pursuant to a State-Subdivision Agreement, Allocation Statute, Statutory Trust, or voluntary redistribution.

IA99	Newton City, Iowa	1.3212822324%
IA100	North Liberty City, Iowa	0.1042571209%
IA101	Norwalk City, Iowa	0.1727031420%
IA102	O Brien County, Iowa	0.2348702086%
IA103	Osceola County, Iowa	0.1454256379%
IA104	Oskaloosa City, Iowa	0.0542597958%
IA105	Ottumwa City, Iowa	0.4967291195%
IA106	Page County, Iowa	0.5824102922%
IA107	Palo Alto County, Iowa	0.1665902245%
IA108	Pella City, Iowa	0.1579530961%
IA109	Pleasant Hill City, Iowa	0.1362887959%
IA110	Plymouth County, Iowa	0.0911200057%
IA111	Pocahontas County, Iowa	0.1165515504%
IA112	Polk County, Iowa	12.6229166486%
IA113	Pottawattamie County, Iowa	1.9680770504%
IA114	Poweshiek County, Iowa	0.4746599840%
IA115	Ringgold County, Iowa	0.1195950275%
IA116	Sac County, Iowa	0.2200579790%
IA117	Scott County, Iowa	3.7551090429%
IA118	Shelby County, Iowa	0.2859038225%
IA119	Sioux City, Iowa	1.4764937951%
IA120	Sioux County, Iowa	0.4097180484%
IA121	Spencer City, Iowa	0.2749703834%
IA122	Storm Lake City, Iowa	0.0176281271%
IA123	Story County, Iowa	0.4604776051%
IA124	Tama County, Iowa	0.3449543301%
IA125	Taylor County, Iowa	0.1784400723%
IA126	Union County, Iowa	0.4630325873%
IA127	Urbandale City, Iowa	0.4969387492%
IA128	Van Buren County, Iowa	0.1525758057%
IA129	Wapello County, Iowa	0.5058976945%
IA130	Warren County, Iowa	0.8750395740%
IA131	Washington County, Iowa	0.5543135013%
IA132	Waterloo City, Iowa	1.4936754174%
IA133	Waukee City, Iowa	0.1023201296%
IA134	Waverly City, Iowa	0.5951868059%
IA135	Wayne County, Iowa	0.2439881391%
IA136	Webster County, Iowa	1.0714228590%
IA137	West Des Moines City, Iowa	1.1054614019%
IA138	Winnebago County, Iowa	0.2340557299%
IA139	Winneshiek County, Iowa	0.3674077867%
IA140	Woodbury County, Iowa	1.0897366099%
IA141	Worth County, Iowa	0.2345483918%
IA142	Wright County, Iowa	0.2810502858%

Allocations are subject to change pursuant to a State-Subdivision Agreement, Allocation Statute, Statutory Trust, or voluntary redistribution.

KS1	Allen County, Kansas	0.7541791329%
KS2	Anderson County, Kansas	0.2371057884%
KS3	Andover City, Kansas	0.3023298328%
KS4	Arkansas City, Kansas	0.5244164596%
KS5	Atchison City, Kansas	0.2509194126%
KS6	Atchison County, Kansas	0.3718857098%
KS7	Barber County, Kansas	0.234333783%
KS8	Barton County, Kansas	0.4058838207%
KS9	Bourbon County, Kansas	0.5659958596%
KS10	Brown County, Kansas	0.5618840411%
KS11	Butler County, Kansas	2.1800439960%
KS12	Chase County, Kansas	0.0310115071%
KS13	Chautauqua County, Kansas	0.1534264050%
KS14	Cherokee County, Kansas	1.0387304319%
KS15	Cheyenne County, Kansas	0.0521668496%
KS16	Clark County, Kansas	0.1317865660%
KS17	Clay County, Kansas	0.3853019118%
KS18	Cloud County, Kansas	0.2727657622%
KS19	Coffey County, Kansas	0.3555052548%
KS20	Comanche County, Kansas	0.0703611984%
KS21	Cowley County, Kansas	0.1056381847%
KS22	Crawford County, Kansas	0.8006058270%
KS23	Decatur County, Kansas	0.1024648600%
KS24	Derby City, Kansas	0.2862213106%
KS25	Dickinson County, Kansas	0.5167117764%
KS26	Dodge City, Kansas	0.3763716687%
KS27	Doniphan County, Kansas	0.1428529245%
KS28	Douglas County, Kansas	0.5037148817%
KS29	Edwards County, Kansas	0.0688529961%
KS30	El Dorado City, Kansas	0.5267481432%
KS31	Elk County, Kansas	0.1699851994%
KS32	Ellis County, Kansas	0.3947457539%
KS33	Ellsworth County, Kansas	0.2694567040%
KS34	Emporia City, Kansas	0.1225808979%
KS35	Fairmount Township, Leavenworth County, Kansas	0.0084960354%
KS36	Finney County, Kansas	0.4284130288%
KS37	Ford County, Kansas	0.3536897313%
KS38	Franklin County, Kansas	0.9871549429%
KS39	Garden City, Kansas	0.3090040586%
KS40	Gardner City, Kansas	0.1783885728%
KS41	Geary County, Kansas	0.9138741928%
KS42	Gove County, Kansas	0.0596145005%
KS43	Graham County, Kansas	0.0885576425%
KS44	Grant County, Kansas	0.1121093922%
KS45	Gray County, Kansas	0.1198536546%
KS46	Great Bend City, Kansas	0.2626213674%
KS47	Greeley County Unified Government, Kansas	0.0420764688%

Allocations are subject to change pursuant to a State-Subdivision Agreement, Allocation Statute, Statutory Trust, or voluntary redistribution.

KS48	Greenwood County, Kansas	0.3634446197%
KS49	Hamilton County, Kansas	0.0770093484%
KS50	Harper County, Kansas	0.2751873139%
KS51	Harvey County, Kansas	0.4874526988%
KS52	Haskell County, Kansas	0.0589027724%
KS53	Hays City, Kansas	0.2857030552%
KS54	Haysville City, Kansas	0.1161439147%
KS55	Hodgeman County, Kansas	0.0381949084%
KS56	Hutchinson City, Kansas	1.0312608960%
KS57	Jackson County, Kansas	0.2794465069%
KS58	Jefferson County, Kansas	0.4227008116%
KS59	Jewell County, Kansas	0.0576553276%
KS60	Johnson County, Kansas	9.6645678744%
KS61	Junction City, Kansas	0.1775769654%
KS62	Kansas City, Kansas	5.4520371502%
KS63	Kearny County, Kansas	0.0660370488%
KS64	Kingman County, Kansas	0.2734092742%
KS65	Kiowa County, Kansas	0.0632464788%
KS66	Labette County, Kansas	1.1704308548%
KS67	Lane County, Kansas	0.0275778907%
KS68	Lansing City, Kansas	0.7133352086%
KS69	Lawrence City, Kansas	3.1638042033%
KS70	Leavenworth City, Kansas	0.5951890494%
KS71	Leavenworth County, Kansas	2.3340801542%
KS72	Leawood City, Kansas	0.5645735676%
KS73	Lenexa City, Kansas	0.9811139852%
KS74	Liberal City, Kansas	0.0682108809%
KS75	Lincoln County, Kansas	0.0485423215%
KS76	Linn County, Kansas	0.4207125363%
KS77	Logan County, Kansas	0.1082727658%
KS78	Lyon County, Kansas	0.6750909426%
KS79	Manhattan City, Kansas	0.7992480259%
KS80	Manter City, Kansas	0.0001287490%
KS81	Marion County, Kansas	0.2585495937%
KS82	Marshall County, Kansas	0.2276721904%
KS83	McPherson City, Kansas	0.2496279649%
KS84	McPherson County, Kansas	0.5097593318%
KS85	Meade County, Kansas	0.0768717523%
KS86	Merriam City, Kansas	0.2489320686%
KS87	Miami County, Kansas	1.2663765466%
KS88	Mitchell County, Kansas	0.1352292623%
KS89	Montgomery County, Kansas	1.7112175254%
KS90	Morris County, Kansas	0.1150743437%
KS91	Morton County, Kansas	0.2184327635%
KS92	Nemaha County, Kansas	0.2032897421%
KS93	Neosho County, Kansas	0.8310848768%
KS94	Ness County, Kansas	0.0706191619%
KS95	Newton City, Kansas	0.5433840008%
KS96	Norton County, Kansas	0.1451450288%

Allocations are subject to change pursuant to a State-Subdivision Agreement, Allocation Statute, Statutory Trust, or voluntary redistribution.

KS97	Olathe City, Kansas	1.6762201549%
KS98	Osage County, Kansas	0.5950568081%
KS99	Osborne County, Kansas	0.1578979290%
KS100	Ottawa City, Kansas	0.0294988813%
KS101	Ottawa County, Kansas	0.1312957833%
KS102	Overland Park City, Kansas	2.3687103690%
KS103	Pawnee County, Kansas	0.1939706911%
KS104	Phillips County, Kansas	0.1221045499%
KS105	Pittsburg City, Kansas	0.7147952173%
KS106	Pottawatomie County, Kansas	0.4594243031%
KS107	Prairie Village City, Kansas	0.2589451534%
KS108	Pratt County, Kansas	0.4619825196%
KS109	Rawlins County, Kansas	0.0431218266%
KS110	Reno County, Kansas	1.1279702345%
KS111	Republic County, Kansas	0.1617978822%
KS112	Rice County, Kansas	0.2959259100%
KS113	Riley County, Kansas	1.0426785786%
KS114	Rooks County, Kansas	0.1523482196%
KS115	Rush County, Kansas	0.0753160549%
KS116	Russell County, Kansas	0.2146389759%
KS117	Salina City, Kansas	1.3339667317%
KS118	Saline County, Kansas	0.6611290126%
KS119	Scott County, Kansas	0.0944435428%
KS120	Sedgwick County, Kansas	13.5321956939%
KS121	Seward County, Kansas	0.4105201807%
KS122	Shawnee City, Kansas	0.8209928663%
KS123	Shawnee County, Kansas	3.0388576303%
KS124	Sheridan County, Kansas	0.0529819493%
KS125	Sherman County, Kansas	0.2106519484%
KS126	Smith County, Kansas	0.1047138927%
KS127	Soldier Township, Kansas	0.0214428740%
KS128	Stafford County, Kansas	0.0781264146%
KS129	Stanton County, Kansas	0.0490733819%
KS130	Stevens County, Kansas	0.0751535472%
KS131	Sumner County, Kansas	1.0773462773%
KS132	Thomas County, Kansas	0.2518295026%
KS133	Topeka City, Kansas	2.9773291238%
KS134	Trego County, Kansas	0.0832973273%
KS135	Ulysses City, Kansas	0.0249593741%
KS136	Wabaunsee County, Kansas	0.1542554739%
KS137	Wallace County, Kansas	0.0168456276%
KS138	Washington County, Kansas	0.1090452597%
KS139	Wichita City, Kansas	8.2621190275%
KS140	Wichita County, Kansas	0.0516844483%
KS141	Wilson County, Kansas	0.5342588881%
KS142	Winfield City, Kansas	0.6854926025%
KS143	Woodson County, Kansas	0.2011950685%

Allocations are subject to change pursuant to a State-Subdivision Agreement, Allocation Statute, Statutory Trust, or voluntary redistribution.

KY1	Adair County, Kentucky	0.2072149972%
KY2	Allen County, Kentucky	0.3652932746%
KY3	Anderson County, Kentucky	0.3621159370%
KY4	Ashland City, Kentucky	0.9834499202%
KY5	Ballard County, Kentucky	0.1275818571%
KY6	Bardstown City, Kentucky	0.2352870373%
KY7	Barren County, Kentucky	0.3822164065%
KY8	Bath County, Kentucky	0.2721522696%
KY9	Bell County, Kentucky	1.6046449783%
KY10	Bellefonte City, Kentucky	0.0232546060%
KY11	Benham City, Kentucky	0.0026848062%
KY12	Berea City, Kentucky	0.1673960319%
KY13	Boone County, Kentucky	2.2416599391%
KY14	Bourbon County, Kentucky	0.3912683808%
KY15	Bowling Green City, Kentucky	0.6707865957%
KY16	Boyd County, Kentucky	1.0191273378%
KY17	Boyle County, Kentucky	0.3790292999%
KY18	Bracken County, Kentucky	0.1275577166%
KY19	Breathitt County, Kentucky	0.5390554414%
KY20	Breckinridge County, Kentucky	0.3244963382%
KY21	Buckhorn City, Kentucky	0.0016578966%
KY22	Bullitt County, Kentucky	0.9402858081%
KY23	Butler County, Kentucky	0.2691739265%
KY24	Caldwell County, Kentucky	0.2485303902%
KY25	Calloway County, Kentucky	0.0270405279%
KY26	Campbell County, Kentucky	1.8009538340%
KY27	Campbellsville City, Kentucky	0.2769609681%
KY28	Carlisle County, Kentucky	0.0604084438%
KY29	Carroll County, Kentucky	0.3429114361%
KY30	Carter County, Kentucky	0.6015849596%
KY31	Casey County, Kentucky	0.2668572392%
KY32	Christian County, Kentucky	0.4386166388%
KY33	Clark County, Kentucky	0.6110238861%
KY34	Clay County, Kentucky	0.7834161044%
KY35	Clinton County, Kentucky	0.5184782680%
KY36	Columbia City, Kentucky	0.0941274300%
KY37	Covington City, Kentucky	1.7146827203%
KY38	Crittenden County, Kentucky	0.2010231527%
KY39	Cumberland County, Kentucky	0.1857249004%
KY40	Danville City, Kentucky	0.2799464970%
KY41	Daviess County, Kentucky	1.1263935276%
KY42	Edmonson County, Kentucky	0.1884368528%
KY43	Elizabethtown City, Kentucky	0.0550593556%
KY44	Elliott County, Kentucky	0.1458221479%
KY45	Erlanger City, Kentucky	0.3397777298%
KY46	Estill County, Kentucky	0.4817186620%
KY47	Fleming County, Kentucky	0.2798388981%
KY48	Florence City, Kentucky	0.7389020512%
KY49	Floyd County, Kentucky	2.2122610651%

Allocations are subject to change pursuant to a State-Subdivision Agreement, Allocation Statute, Statutory Trust, or voluntary redistribution.

KY50	Fort Thomas City, Kentucky	0.3651296923%
KY51	Frankfort City, Kentucky	0.4254271088%
KY52	Franklin County, Kentucky	0.4438483122%
KY53	Fulton County, Kentucky	0.1040009320%
KY54	Gallatin County, Kentucky	0.2347861459%
KY55	Garrard County, Kentucky	0.3127117464%
KY56	Georgetown City, Kentucky	0.2129888920%
KY57	Glasgow City, Kentucky	0.4100978120%
KY58	Grant County, Kentucky	0.8983127984%
KY59	Graves County, Kentucky	0.5377248503%
KY60	Grayson City, Kentucky	0.1405700912%
KY61	Grayson County, Kentucky	0.5506751829%
KY62	Green County, Kentucky	0.1363993307%
KY63	Greenup City, Kentucky	0.0314549006%
KY64	Greenup County, Kentucky	0.6818493215%
KY65	Hancock County, Kentucky	0.1001482246%
KY66	Hardin County, Kentucky	1.5735944542%
KY67	Harlan City, Kentucky	0.0307714057%
KY68	Harlan County, Kentucky	0.8841679348%
KY69	Harrison County, Kentucky	0.4508521033%
KY70	Hart County, Kentucky	0.2333469695%
KY71	Henderson City, Kentucky	0.5644511762%
KY72	Henderson County, Kentucky	0.3796057595%
KY73	Henry County, Kentucky	0.2263086115%
KY74	Hickman County, Kentucky	0.0533625713%
KY75	Hillview City, Kentucky	0.0559482324%
KY76	Hopkins County, Kentucky	0.5493362318%
KY77	Hopkinsville City, Kentucky	0.5662686160%
KY78	Hyden City, Kentucky	0.0208586871%
KY79	Independence City, Kentucky	0.1255237640%
KY80	Inez City, Kentucky	0.0105691141%
KY81	Jackson County, Kentucky	0.1930879337%
KY82	Jamestown City, Kentucky	0.0102921092%
KY83	Jefferson County, Kentucky	14.4939132925%
KY84	Jeffersonton City, Kentucky	0.1981991396%
KY85	Jenkins City, Kentucky	0.0688654541%
KY86	Jessamine County, Kentucky	0.6407795601%
KY87	Johnson County, Kentucky	0.6400798620%
KY88	Kenton County, Kentucky	3.0353062046%
KY89	Knott County, Kentucky	0.4760255015%
KY90	Knox County, Kentucky	0.8791225282%
KY91	Larue County, Kentucky	0.1917133825%
KY92	Laurel County, Kentucky	0.9215642107%
KY93	Lawrence County, Kentucky	0.5341168353%
KY94	Lawrenceburg City, Kentucky	0.0804801232%
KY95	Lee County, Kentucky	0.3684164606%
KY96	Leslie County, Kentucky	0.5316878055%
KY97	Letcher County, Kentucky	0.5820426330%
KY98	Lewis County, Kentucky	0.2152456979%

Allocations are subject to change pursuant to a State-Subdivision Agreement, Allocation Statute, Statutory Trust, or voluntary redistribution.

KY99	Lexington-Fayette Urban County, Kentucky	6.2597070666%
KY100	Lincoln County, Kentucky	0.4844988089%
KY101	Livingston County, Kentucky	0.2056037847%
KY102	Logan County, Kentucky	0.4041639043%
KY103	London City, Kentucky	0.1961505806%
KY104	Loyall City, Kentucky	0.0033160280%
KY105	Lynch City, Kentucky	0.0027455331%
KY106	Lyndon City, Kentucky	0.0748780766%
KY107	Lyon County, Kentucky	0.1367346673%
KY108	Madison County, Kentucky	1.1073052673%
KY109	Madisonville City, Kentucky	0.3927355489%
KY110	Magoffin County, Kentucky	0.3084779576%
KY111	Manchester City, Kentucky	0.1800397241%
KY112	Marion County, Kentucky	0.3140811783%
KY113	Marshall County, Kentucky	0.6110803392%
KY114	Martin County, Kentucky	0.4586073959%
KY115	Mason County, Kentucky	0.3538044741%
KY116	McCracken County, Kentucky	0.3377504933%
KY117	McCreary County, Kentucky	0.3011869230%
KY118	McLean County, Kentucky	0.1433881867%
KY119	Meade County, Kentucky	0.3762152436%
KY120	Menifee County, Kentucky	0.1152561711%
KY121	Mercer County, Kentucky	0.4275256395%
KY122	Metcalfe County, Kentucky	0.1167070889%
KY123	Monroe County, Kentucky	0.2890192303%
KY124	Montgomery County, Kentucky	0.7103789505%
KY125	Morehead City, Kentucky	0.1176937487%
KY126	Morgan County, Kentucky	0.0505889526%
KY127	Morganfield City, Kentucky	0.1082087956%
KY128	Mount Washington City, Kentucky	0.0667863672%
KY129	Muhlenberg County, Kentucky	0.6182711015%
KY130	Murray City, Kentucky	0.5765962314%
KY131	Nelson County, Kentucky	0.4816564321%
KY132	Newport City, Kentucky	0.7312996326%
KY133	Nicholas County, Kentucky	0.1324383199%
KY134	Nicholasville City, Kentucky	0.3723153354%
KY135	Ohio County, Kentucky	0.4467150643%
KY136	Oldham County, Kentucky	0.8061439877%
KY137	Owen County, Kentucky	0.2198857418%
KY138	Owensboro City, Kentucky	0.5118319344%
KY139	Owsley County, Kentucky	0.1294761331%
KY140	Paducah City, Kentucky	1.1041080161%
KY141	Paintsville City, Kentucky	0.3642660363%
KY142	Pendleton County, Kentucky	0.3094900729%
KY143	Perry County, Kentucky	1.7685462770%
KY144	Pike County, Kentucky	2.8526994649%
KY145	Pineville City, Kentucky	0.0736606264%
KY146	Pippa Passes City, Kentucky	0.0150639864%

Allocations are subject to change pursuant to a State-Subdivision Agreement, Allocation Statute, Statutory Trust, or voluntary redistribution.

KY147	Powell County, Kentucky	0.5788951657%
KY148	Prestonsburg City, Kentucky	0.4197933602%
KY149	Pulaski County, Kentucky	0.8723902940%
KY150	Radcliff City, Kentucky	0.0391427032%
KY151	Richmond City, Kentucky	0.5069051167%
KY152	Robertson County, Kentucky	0.0346199801%
KY153	Rockcastle County, Kentucky	0.5575756021%
KY154	Rowan County, Kentucky	0.4245058255%
KY155	Russell City, Kentucky	0.1455248537%
KY156	Russell County, Kentucky	0.5341152854%
KY157	Russell Springs City, Kentucky	0.0155036343%
KY158	Scott County, Kentucky	0.6332443967%
KY159	Shelby County, Kentucky	0.5093783884%
KY160	Shelbyville City, Kentucky	0.1168374662%
KY161	Shepherdsville City, Kentucky	0.1717991328%
KY162	Shively City, Kentucky	0.1040826057%
KY163	Simpson County, Kentucky	0.3109188228%
KY164	Somerset City, Kentucky	0.3108498299%
KY165	South Shore City, Kentucky	0.0058748246%
KY166	Spencer County, Kentucky	0.2447695951%
KY167	St. Matthews City, Kentucky	0.1131834246%
KY168	Taylor County, Kentucky	0.1908446071%
KY169	Todd County, Kentucky	0.1788746408%
KY170	Trigg County, Kentucky	0.2047738501%
KY171	Trimble County, Kentucky	0.1174427629%
KY172	Union County, Kentucky	0.2531192882%
KY173	Vanceburg City, Kentucky	0.0340027072%
KY174	Warfield City, Kentucky	0.0001148786%
KY175	Warren County, Kentucky	0.9893070387%
KY176	Washington County, Kentucky	0.1549834119%
KY177	Wayne County, Kentucky	0.3477965951%
KY178	Webster County, Kentucky	0.2371207742%
KY179	West Liberty City, Kentucky	0.1691975502%
KY180	Whitesburg City, Kentucky	0.0507126138%
KY181	Whitley County, Kentucky	2.0341464266%
KY182	Winchester City, Kentucky	0.4646999075%
KY183	Wolfe County, Kentucky	0.2600699609%
KY184	Woodford County, Kentucky	0.4375495264%
KY185	Worthington City, Kentucky	0.0263144349%

Allocations are subject to change pursuant to a State-Subdivision Agreement, Allocation Statute, Statutory Trust, or voluntary redistribution.

LA1	Abbeville City, Louisiana	0.0679280538%
LA2	Acadia Parish, Louisiana	1.2194829459%
LA3	Alexandria City, Louisiana	1.2024783767%
LA4	Allen Parish, Louisiana	0.4559894283%
LA5	Ascension Parish, Louisiana	1.9267662149%
LA6	Assumption Parish, Louisiana	0.3666421439%
LA7	Avoyelles Parish, Louisiana	0.8404458488%
LA8	Baker City, Louisiana	0.1117452518%
LA9	Baldwin Town, Louisiana	0.0108418974%
LA10	Bastrop City, Louisiana	0.0578782632%
LA11	Baton Rouge City, Louisiana	8.9366637967%
LA12	Beauregard Parish, Louisiana	0.5966957728%
LA13	Berwick Town, Louisiana	0.0285604806%
LA14	Bienville Parish, Louisiana	0.1954851558%
LA15	Bogalusa City, Louisiana	0.3158250558%
LA16	Bossier City, Louisiana	0.7790225688%
LA17	Bossier Parish, Louisiana	1.0230735201%
LA18	Broussard City, Louisiana	0.0918011427%
LA19	Caddo Parish, Louisiana	2.1447099889%
LA20	Calcasieu Parish, Louisiana	2.9021241601%
LA21	Caldwell Parish, Louisiana	0.1927546033%
LA22	Cameron Parish, Louisiana	0.1030184405%
LA23	Catahoula Parish, Louisiana	0.2156692517%
LA24	Central City, Louisiana	0.0033763047%
LA25	Claiborne Parish, Louisiana	0.2771007770%
LA26	Concordia Parish, Louisiana	0.3162569050%
LA27	Covington City, Louisiana	0.3214341011%
LA28	Crowley City, Louisiana	0.3391756761%
LA29	De Soto Parish, Louisiana	0.3484008543%
LA30	Delhi Town, Louisiana	0.0031539979%
LA31	Deridder City, Louisiana	0.0636668030%
LA32	Donaldsonville City, Louisiana	0.0694578006%
LA33	East Carroll Parish, Louisiana	0.0759082662%
LA34	East Feliciana Parish, Louisiana	0.2588380813%
LA35	Eunice City, Louisiana	0.0643741573%
LA36	Evangeline Parish, Louisiana	0.7892359182%
LA37	Ferriday Town, Louisiana	0.0108372990%
LA38	Franklin City, Louisiana	0.0440106462%
LA39	Franklin Parish, Louisiana	0.2693308999%
LA40	Gonzales City, Louisiana	0.2760446611%
LA41	Gramercy Town, Louisiana	0.0042935185%
LA42	Grant Parish, Louisiana	0.3383245042%
LA43	Gretna City, Louisiana	0.2064625462%
LA44	Hammond City, Louisiana	0.1932291063%
LA45	Houma City, Louisiana	2.3145771376%
LA46	Iberia Parish, Louisiana	1.1914468366%
LA47	Iberville Parish, Louisiana	0.6981774104%
LA48	Jackson Parish, Louisiana	0.2373772275%
LA49	Jean Lafitte Town, Louisiana	0.0069018975%

Allocations are subject to change pursuant to a State-Subdivision Agreement, Allocation Statute, Statutory Trust, or voluntary redistribution.

LA50	Jefferson Davis Parish, Louisiana	0.6931288890%
LA51	Jefferson Parish, Louisiana	12.5267142795%
LA52	Kenner City, Louisiana	0.3494002836%
LA53	Lafayette City, Louisiana	4.9816398190%
LA54	Lafourche Parish, Louisiana	1.7353719328%
LA55	Lake Charles City, Louisiana	0.8843967956%
LA56	Lake Providence Town, Louisiana	0.0035291605%
LA57	Lasalle Parish, Louisiana	0.3542600344%
LA58	Lincoln Parish, Louisiana	0.2831101174%
LA59	Livingston Parish, Louisiana	4.9708979756%
LA60	Lutcher Town, Louisiana	0.0011958109%
LA61	Madison Parish, Louisiana	0.1244317250%
LA62	Madisonville Town, Louisiana	0.0204192464%
LA63	Mandeville City, Louisiana	0.2436336107%
LA64	Minden City, Louisiana	0.1701763486%
LA65	Monroe City, Louisiana	0.9030903893%
LA66	Morehouse Parish, Louisiana	0.3887749921%
LA67	Morgan City, Louisiana	0.1587706766%
LA68	Natchitoches City, Louisiana	0.0900119850%
LA69	Natchitoches Parish, Louisiana	0.4124570906%
LA70	New Iberia City, Louisiana	0.1237419713%
LA71	New Orleans City, Louisiana	6.2932349310%
LA72	New Roads City, Louisiana	0.0181635932%
LA73	Opelousas City, Louisiana	0.1465652868%
LA74	Ouachita Parish, Louisiana	1.3360541743%
LA75	Patterson City, Louisiana	0.0445643519%
LA76	Pearl River Town, Louisiana	0.0360604817%
LA77	Pineville City, Louisiana	0.3789523446%
LA78	Plaquemines Parish, Louisiana	0.4622832326%
LA79	Pointe Coupee Parish, Louisiana	0.3684600016%
LA80	Rapides Parish, Louisiana	1.6733137622%
LA81	Red River Parish, Louisiana	0.1329356745%
LA82	Richland Parish, Louisiana	0.2398346534%
LA83	Richwood Town, Louisiana	0.0069336896%
LA84	Ruston City, Louisiana	0.2333598483%
LA85	Sabine Parish, Louisiana	0.3520961106%
LA86	Shreveport City, Louisiana	2.3555619849%
LA87	Slidell City, Louisiana	0.7374368429%
LA88	St Bernard Parish, Louisiana	1.7675407766%
LA89	St Charles Parish, Louisiana	1.1729990173%
LA90	St Helena Parish, Louisiana	0.1965552254%
LA91	St James Parish, Louisiana	0.2806541978%
LA92	St John The Baptist Parish, Louisiana	0.7886407480%
LA93	St Landry Parish, Louisiana	1.6440093783%
LA94	St Martin Parish, Louisiana	0.8378956629%
LA95	St Mary Parish, Louisiana	0.7690259764%
LA96	St Tammany Parish, Louisiana	6.4722256182%
LA97	Sulphur City, Louisiana	0.2386884731%
LA98	Tangipahoa Parish, Louisiana	3.2718516436%

Allocations are subject to change pursuant to a State-Subdivision Agreement, Allocation Statute, Statutory Trust, or voluntary redistribution.

LA99	Tensas Parish, Louisiana	0.0558435690%
LA100	Thibodaux City, Louisiana	0.0818006655%
LA101	Union Parish, Louisiana	0.3100839266%
LA102	Vermilion Parish, Louisiana	0.8951866840%
LA103	Vernon Parish, Louisiana	0.8881699862%
LA104	Washington Parish, Louisiana	1.3862825140%
LA105	Webster Parish, Louisiana	0.5482428750%
LA106	West Baton Rouge Parish, Louisiana	0.5291991719%
LA107	West Carroll Parish, Louisiana	0.1549450807%
LA108	West Feliciana Parish, Louisiana	0.2173436090%
LA109	West Monroe City, Louisiana	0.1730443762%
LA110	Westwego City, Louisiana	0.0854037168%
LA111	Winn Parish, Louisiana	0.3134526202%
LA112	Youngsville City, Louisiana	0.0435751500%
LA113	Zachary City, Louisiana	0.1353795432%

Allocations are subject to change pursuant to a State-Subdivision Agreement, Allocation Statute, Statutory Trust, or voluntary redistribution.

ME1	Androscoggin County, Maine	1.6799535986%
ME2	Aroostook County, Maine	4.0537116218%
ME3	Auburn City, Maine	2.6283332826%
ME4	Augusta City, Maine	3.6779545807%
ME5	Bangor City, Maine	5.2042873123%
ME6	Biddeford City, Maine	2.7393997300%
ME7	Brunswick Town, Maine	1.6113929261%
ME8	Calais City, Maine	0.8369049504%
ME9	Cumberland County, Maine	3.5025701951%
ME10	Falmouth Town, Maine	1.2353278939%
ME11	Franklin County, Maine	1.9717572454%
ME12	Gorham Town, Maine	1.4582940317%
ME13	Hancock County, Maine	3.8494340111%
ME14	Kennebec County, Maine	4.9959268385%
ME15	Kennebunk Town, Maine	0.2185679049%
ME16	Knox County, Maine	2.1010369789%
ME17	Lewiston City, Maine	4.3451006968%
ME18	Lincoln County, Maine	2.1621727981%
ME19	Orono Town, Maine	0.2094180830%
ME20	Oxford County, Maine	3.8454418782%
ME21	Penobscot County, Maine	6.7801027597%
ME22	Piscataquis County, Maine	1.2760851978%
ME23	Portland City, Maine	7.2016026249%
ME24	Rockland City, Maine	0.6184398003%
ME25	Saco City, Maine	0.4366518238%
ME26	Sagadahoc County, Maine	1.9708146889%
ME27	Sanford City, Maine	2.6908215844%
ME28	Scarborough Town, Maine	1.8363769930%
ME29	Somerset County, Maine	3.6977198467%
ME30	South Portland City, Maine	2.2275994495%
ME31	Standish Town, Maine	0.0664145731%
ME32	Waldo County, Maine	2.4723925078%
ME33	Washington County, Maine	2.6998574469%
ME34	Waterville City, Maine	2.8132809688%
ME35	Wells Town, Maine	0.2541311729%
ME36	Westbrook City, Maine	1.5416150467%
ME37	Windham Town, Maine	0.1935482073%
ME38	York County, Maine	6.7950503019%
ME39	York Town, Maine	2.1005084476%

Allocations are subject to change pursuant to a State-Subdivision Agreement, Allocation Statute, Statutory Trust, or voluntary redistribution.

MD1	Aberdeen City, Maryland	0.0372796529%
MD2	Allegany County, Maryland	1.6120411494%
MD3	Annapolis City, Maryland	0.2413230958%
MD4	Anne Arundel County, Maryland	9.5850095156%
MD5	Baltimore City, Maryland	20.9970334354%
MD6	Baltimore County, Maryland	17.7565394434%
MD7	Bel Air Town, Maryland	0.0322364280%
MD8	Berlin Town, Maryland	0.0109236186%
MD9	Bowie City, Maryland	0.0263270946%
MD10	Calvert County, Maryland	1.6948343688%
MD11	Cambridge City, Maryland	0.0196746185%
MD12	Caroline County, Maryland	0.5865017850%
MD13	Carroll County, Maryland	2.9605563001%
MD14	Cecil County, Maryland	3.7958577634%
MD15	Charles County, Maryland	1.9663409179%
MD16	Charlestown, Maryland	0.0013846587%
MD17	College Park City, Maryland	0.0050334845%
MD18	Cottage City Town, Maryland	0.0015972023%
MD19	Cumberland City, Maryland	0.1627132426%
MD20	Dorchester County, Maryland	0.3951913125%
MD21	Easton Town, Maryland	0.0630108370%
MD22	Elkton Town, Maryland	0.0884110160%
MD23	Forest Heights Town, Maryland	0.0014812182%
MD24	Frederick City, Maryland	0.1530889274%
MD25	Frederick County, Maryland	3.4957333212%
MD26	Frostburg City, Maryland	0.0194678741%
MD27	Gaithersburg City, Maryland	0.0243966914%
MD28	Garrett County, Maryland	0.3513434690%
MD29	Grantsville Town, Maryland	0.0002207076%
MD30	Greenbelt City, Maryland	0.0369938028%
MD31	Hagerstown City, Maryland	0.1829328174%
MD32	Harford County, Maryland	5.1958110720%
MD33	Havre De Grace City, Maryland	0.0458009931%
MD34	Howard County, Maryland	3.2487213744%
MD35	Hyattsville City, Maryland	0.0127377562%
MD36	Kent County, Maryland	0.4683852152%
MD37	Laurel City, Maryland	0.0300516480%
MD38	Montgomery County, Maryland	8.5574378958%
MD39	Mountain Lake Park Town, Maryland	0.0001004445%
MD40	New Carrollton City, Maryland	0.0062727689%
MD41	North Brentwood Town, Maryland	0.0000662686%
MD42	North East Town, Maryland	0.0183814522%
MD43	Oakland Town, Maryland	0.0011777453%
MD44	Perryville Town, Maryland	0.0184160785%
MD45	Prince Georges County, Maryland	7.1382650655%
MD46	Queen Annes County, Maryland	0.7381792535%
MD47	Rockville City, Maryland	0.0611045878%
MD48	Salisbury City, Maryland	0.1347806691%
MD49	Seat Pleasant City, Maryland	0.0040128808%

Allocations are subject to change pursuant to a State-Subdivision Agreement, Allocation Statute, Statutory Trust, or voluntary redistribution.

MD50	Somerset County, Maryland	0.3875128839%
MD51	St Marys County, Maryland	1.3684562511%
MD52	Takoma Park City, Maryland	0.0195596479%
MD53	Talbot County, Maryland	0.4896824850%
MD54	Upper Marlboro Town, Maryland	0.0009443695%
MD55	Vienna Town, Maryland	0.0001582676%
MD56	Washington County, Maryland	3.0474490505%
MD57	Westminster City, Maryland	0.0440087573%
MD58	Wicomico County, Maryland	1.6694422411%
MD59	Worcester County, Maryland	0.9876031064%

Allocations are subject to change pursuant to a State-Subdivision Agreement, Allocation Statute, Statutory Trust, or voluntary redistribution.

MA1	Abington Town, Massachusetts	0.2400899791%
MA2	Acton Town, Massachusetts	0.1586479343%
MA3	Acushnet Town, Massachusetts	0.1547305792%
MA4	Adams Town, Massachusetts	0.0189731986%
MA5	Agawam Town City, Massachusetts	0.4341901730%
MA6	Alford Town, Massachusetts	0.0007449491%
MA7	Amesbury Town City, Massachusetts	0.2580959424%
MA8	Amherst Town, Massachusetts	0.3675897982%
MA9	Andover Town, Massachusetts	0.7102727131%
MA10	Aquinnah Town, Massachusetts	0.0049293930%
MA11	Arlington Town, Massachusetts	0.3350233330%
MA12	Ashburnham Town, Massachusetts	0.0140160133%
MA13	Ashby Town, Massachusetts	0.0069876989%
MA14	Ashfield Town, Massachusetts	0.0027296132%
MA15	Ashland Town, Massachusetts	0.1613930923%
MA16	Athol Town, Massachusetts	0.0359559233%
MA17	Attleboro City, Massachusetts	0.9357205930%
MA18	Auburn Town, Massachusetts	0.3036683195%
MA19	Avon Town, Massachusetts	0.0739889948%
MA20	Ayer Town, Massachusetts	0.0179210686%
MA21	Barnstable County, Massachusetts	0.0639482242%
MA22	Barnstable Town City, Massachusetts	0.8578313582%
MA23	Barre Town, Massachusetts	0.0096522017%
MA24	Becket Town, Massachusetts	0.0067279376%
MA25	Bedford Town, Massachusetts	0.1982937972%
MA26	Belchertown, Massachusetts	0.3492785905%
MA27	Bellingham Town, Massachusetts	0.1961076781%
MA28	Belmont Town, Massachusetts	0.2420315678%
MA29	Berkley Town, Massachusetts	0.1212759115%
MA30	Berlin Town, Massachusetts	0.0397753511%
MA31	Bernardston Town, Massachusetts	0.0040751589%
MA32	Beverly City, Massachusetts	0.4801566147%
MA33	Billerica Town, Massachusetts	0.3870913124%
MA34	Blackstone Town, Massachusetts	0.0221473318%
MA35	Blandford Town, Massachusetts	0.0009007116%
MA36	Bolton Town, Massachusetts	0.0110088433%
MA37	Boston City, Massachusetts	10.5767780349%
MA38	Bourne Town, Massachusetts	0.3783946742%
MA39	Boxborough Town, Massachusetts	0.0399298051%
MA40	Boxford Town, Massachusetts	0.0912309051%
MA41	Boylston Town, Massachusetts	0.0562367737%
MA42	Braintree Town City, Massachusetts	0.4457226214%
MA43	Brewster Town, Massachusetts	0.1284470083%
MA44	Bridgewater Town, Massachusetts	0.0570448443%
MA45	Brimfield Town, Massachusetts	0.0355644757%
MA46	Bristol County, Massachusetts	0.1015083030%
MA47	Brockton City, Massachusetts	2.1170344615%
MA48	Brookfield Town, Massachusetts	0.0372953453%
MA49	Brookline Town, Massachusetts	0.8244968622%

Allocations are subject to change pursuant to a State-Subdivision Agreement, Allocation Statute, Statutory Trust, or voluntary redistribution.

MA50	Buckland Town, Massachusetts	0.0031396937%
MA51	Burlington Town, Massachusetts	0.3034752912%
MA52	Cambridge City, Massachusetts	4.3053779748%
MA53	Canton Town, Massachusetts	0.2909840866%
MA54	Carlisle Town, Massachusetts	0.0526144568%
MA55	Carver Town, Massachusetts	0.2179547901%
MA56	Charlemont Town, Massachusetts	0.0066765925%
MA57	Charlton Town, Massachusetts	0.0305379405%
MA58	Chatham Town, Massachusetts	0.1685335181%
MA59	Chelmsford Town, Massachusetts	0.3162632088%
MA60	Chelsea City, Massachusetts	0.5236031155%
MA61	Cheshire Town, Massachusetts	0.0015830626%
MA62	Chester Town, Massachusetts	0.0096828727%
MA63	Chesterfield Town, Massachusetts	0.0168042468%
MA64	Chicopee City, Massachusetts	0.8816952708%
MA65	Chilmark Town, Massachusetts	0.0062328576%
MA66	Clarksburg Town, Massachusetts	0.0303920178%
MA67	Clinton Town, Massachusetts	0.2371744557%
MA68	Cohasset Town, Massachusetts	0.1430861241%
MA69	Colrain Town, Massachusetts	0.0016018525%
MA70	Concord Town, Massachusetts	0.1749597704%
MA71	Conway Town, Massachusetts	0.0354590115%
MA72	Cummington Town, Massachusetts	0.0009757143%
MA73	Dalton Town, Massachusetts	0.0123034626%
MA74	Danvers Town, Massachusetts	0.4037368656%
MA75	Dartmouth Town, Massachusetts	0.5505881937%
MA76	Dedham Town, Massachusetts	0.3188835370%
MA77	Deerfield Town, Massachusetts	0.0872700035%
MA78	Dennis Town, Massachusetts	0.0970183530%
MA79	Dighton Town, Massachusetts	0.0228752705%
MA80	Douglas Town, Massachusetts	0.1659192613%
MA81	Dover Town, Massachusetts	0.0683428114%
MA82	Dracut Town, Massachusetts	0.2045887296%
MA83	Dudley Town, Massachusetts	0.0179390734%
MA84	Dukes County, Massachusetts	0.0054256244%
MA85	Dunstable Town, Massachusetts	0.0041607864%
MA86	Duxbury Town, Massachusetts	0.3742011756%
MA87	East Bridgewater Town, Massachusetts	0.2308047825%
MA88	East Brookfield Town, Massachusetts	0.0052365739%
MA89	East Longmeadow Town, Massachusetts	0.2715713403%
MA90	Eastham Town, Massachusetts	0.0786916528%
MA91	Easthampton Town City, Massachusetts	0.2670463228%
MA92	Easton Town, Massachusetts	0.5676857515%
MA93	Edgartown, Massachusetts	0.0809809332%
MA94	Egremont Town, Massachusetts	0.0050750540%
MA95	Erving Town, Massachusetts	0.0513752128%
MA96	Essex Town, Massachusetts	0.0113333487%
MA97	Everett City, Massachusetts	0.4368228534%
MA98	Fairhaven Town, Massachusetts	0.3265362625%

Allocations are subject to change pursuant to a State-Subdivision Agreement, Allocation Statute, Statutory Trust, or voluntary redistribution.

MA99	Fall River City, Massachusetts	2.1055901006%
MA100	Falmouth Town, Massachusetts	0.6632841320%
MA101	Fitchburg City, Massachusetts	0.6913634212%
MA102	Florida Town, Massachusetts	0.0170875086%
MA103	Foxborough Town, Massachusetts	0.2588100112%
MA104	Framingham Town, Massachusetts	0.6902310022%
MA105	Franklin Town City, Massachusetts	0.4506715894%
MA106	Freetown, Massachusetts	0.0347111837%
MA107	Gardner City, Massachusetts	0.3080580392%
MA108	Georgetown, Massachusetts	0.1361143365%
MA109	Gill Town, Massachusetts	0.0032293514%
MA110	Gloucester City, Massachusetts	0.4219402015%
MA111	Goshen Town, Massachusetts	0.0020598761%
MA112	Gosnold Town, Massachusetts	0.0011645031%
MA113	Grafton Town, Massachusetts	0.2787903277%
MA114	Granby Town, Massachusetts	0.1421420753%
MA115	Granville Town, Massachusetts	0.0205788719%
MA116	Great Barrington Town, Massachusetts	0.0238735954%
MA117	Greenfield Town City, Massachusetts	0.4522917084%
MA118	Groton Town, Massachusetts	0.0112861907%
MA119	Groveland Town, Massachusetts	0.0109548289%
MA120	Hadley Town, Massachusetts	0.1036658447%
MA121	Halifax Town, Massachusetts	0.0744074497%
MA122	Hamilton Town, Massachusetts	0.0148754814%
MA123	Hampden Town, Massachusetts	0.0086441416%
MA124	Hancock Town, Massachusetts	0.0080083205%
MA125	Hanover Town, Massachusetts	0.2979987927%
MA126	Hanson Town, Massachusetts	0.0306151413%
MA127	Hardwick Town, Massachusetts	0.0046489576%
MA128	Harvard Town, Massachusetts	0.1646144358%
MA129	Harwich Town, Massachusetts	0.2864309104%
MA130	Hatfield Town, Massachusetts	0.0627393895%
MA131	Haverhill City, Massachusetts	0.8142937865%
MA132	Hawley Town, Massachusetts	0.0002691301%
MA133	Heath Town, Massachusetts	0.0011790011%
MA134	Hingham Town, Massachusetts	0.4828724626%
MA135	Hinsdale Town, Massachusetts	0.0037015067%
MA136	Holbrook Town, Massachusetts	0.1222501079%
MA137	Holden Town, Massachusetts	0.0343745879%
MA138	Holland Town, Massachusetts	0.0238040885%
MA139	Holliston Town, Massachusetts	0.1672190621%
MA140	Holyoke City, Massachusetts	0.9664659552%
MA141	Hopedale Town, Massachusetts	0.1372305825%
MA142	Hopkinton Town, Massachusetts	0.2027514537%
MA143	Hubbardston Town, Massachusetts	0.0076647112%
MA144	Hudson Town, Massachusetts	0.1994512345%
MA145	Hull Town, Massachusetts	0.1954841045%
MA146	Huntington Town, Massachusetts	0.0026561285%
MA147	Ipswich Town, Massachusetts	0.2079635850%

Allocations are subject to change pursuant to a State-Subdivision Agreement, Allocation Statute, Statutory Trust, or voluntary redistribution.

MA148	Kingston Town, Massachusetts	0.1369378473%
MA149	Lakeville Town, Massachusetts	0.0202228058%
MA150	Lancaster Town, Massachusetts	0.0116656002%
MA151	Lanesborough Town, Massachusetts	0.0575248505%
MA152	Lawrence City, Massachusetts	1.4758837913%
MA153	Lee Town, Massachusetts	0.1519018348%
MA154	Leicester Town, Massachusetts	0.1926291380%
MA155	Lenox Town, Massachusetts	0.1609461124%
MA156	Leominster City, Massachusetts	0.7902530708%
MA157	Leverett Town, Massachusetts	0.0395342227%
MA158	Lexington Town, Massachusetts	0.5090924410%
MA159	Leyden Town, Massachusetts	0.0007689206%
MA160	Lincoln Town, Massachusetts	0.1099619285%
MA161	Littleton Town, Massachusetts	0.1043597104%
MA162	Longmeadow Town, Massachusetts	0.2992108201%
MA163	Lowell City, Massachusetts	1.0242474790%
MA164	Ludlow Town, Massachusetts	0.3042665608%
MA165	Lunenburg Town, Massachusetts	0.1916440550%
MA166	Lynn City, Massachusetts	1.5917595154%
MA167	Lynnfield Town, Massachusetts	0.2333154069%
MA168	Malden City, Massachusetts	0.4659742140%
MA169	Manchester-By-The-Sea Town, Massachusetts	0.0201100664%
MA170	Mansfield Town, Massachusetts	0.6816694002%
MA171	Marblehead Town, Massachusetts	0.3485912672%
MA172	Marion Town, Massachusetts	0.0698025620%
MA173	Marlborough City, Massachusetts	0.3668295136%
MA174	Marshfield Town, Massachusetts	0.4930551259%
MA175	Mashpee Town, Massachusetts	0.3459150927%
MA176	Mattapoissett Town, Massachusetts	0.0843720139%
MA177	Maynard Town, Massachusetts	0.1014940666%
MA178	Medfield Town, Massachusetts	0.2083772770%
MA179	Medford City, Massachusetts	0.3972200658%
MA180	Medway Town, Massachusetts	0.1940731867%
MA181	Melrose City, Massachusetts	0.2296395466%
MA182	Mendon Town, Massachusetts	0.0164096065%
MA183	Merrimac Town, Massachusetts	0.0100336001%
MA184	Methuen Town City, Massachusetts	0.7149217230%
MA185	Middleborough Town, Massachusetts	0.3933419654%
MA186	Middlefield Town, Massachusetts	0.0003252381%
MA187	Middleton Town, Massachusetts	0.0917093411%
MA188	Milford Town, Massachusetts	0.5323916620%
MA189	Millbury Town, Massachusetts	0.2332340712%
MA190	Millis Town, Massachusetts	0.0999797258%
MA191	Millville Town, Massachusetts	0.0062130209%
MA192	Milton Town, Massachusetts	0.3520463069%
MA193	Monroe Town, Massachusetts	0.0001025332%
MA194	Monson Town, Massachusetts	0.1266258006%
MA195	Montague Town, Massachusetts	0.0291412591%

Allocations are subject to change pursuant to a State-Subdivision Agreement, Allocation Statute, Statutory Trust, or voluntary redistribution.

MA196	Monterey Town, Massachusetts	0.0042137017%
MA197	Montgomery Town, Massachusetts	0.0002324400%
MA198	Mt Washington Town, Massachusetts	0.0001746048%
MA199	Nahant Town, Massachusetts	0.0355497159%
MA200	Nantucket Town, Massachusetts	0.1102324194%
MA201	Natick Town, Massachusetts	0.3421702489%
MA202	Needham Town, Massachusetts	0.4914063771%
MA203	New Ashford Town, Massachusetts	0.0002677169%
MA204	New Bedford City, Massachusetts	2.3617391681%
MA205	New Braintree Town, Massachusetts	0.0013480056%
MA206	New Marlborough Town, Massachusetts	0.0032940955%
MA207	New Salem Town, Massachusetts	0.0024476600%
MA208	Newbury Town, Massachusetts	0.0135400372%
MA209	Newburyport City, Massachusetts	0.2905748435%
MA210	Newton City, Massachusetts	1.0088865481%
MA211	Norfolk County, Massachusetts	0.0563017795%
MA212	Norfolk Town, Massachusetts	0.0892988423%
MA213	North Adams City, Massachusetts	0.3428675166%
MA214	North Andover Town, Massachusetts	0.4494773051%
MA215	North Attleborough Town, Massachusetts	0.6369959028%
MA216	North Brookfield Town, Massachusetts	0.0698725924%
MA217	North Reading Town, Massachusetts	0.1664230820%
MA218	Northampton City, Massachusetts	0.5405649568%
MA219	Northborough Town, Massachusetts	0.2422641125%
MA220	Northbridge Town, Massachusetts	0.2823159735%
MA221	Northfield Town, Massachusetts	0.0153010544%
MA222	Norton Town, Massachusetts	0.4563834066%
MA223	Norwell Town, Massachusetts	0.2753854817%
MA224	Norwood Town, Massachusetts	0.3412282413%
MA225	Oak Bluffs Town, Massachusetts	0.0769116887%
MA226	Oakham Town, Massachusetts	0.0026269230%
MA227	Orange Town, Massachusetts	0.1376712816%
MA228	Orleans Town, Massachusetts	0.0935051641%
MA229	Otis Town, Massachusetts	0.0035269019%
MA230	Oxford Town, Massachusetts	0.2336229019%
MA231	Palmer Town City, Massachusetts	0.1621757259%
MA232	Paxton Town, Massachusetts	0.0115100470%
MA233	Peabody City, Massachusetts	0.7162928627%
MA234	Pelham Town, Massachusetts	0.0235476246%
MA235	Pembroke Town, Massachusetts	0.3388218249%
MA236	Pepperell Town, Massachusetts	0.0102363113%
MA237	Peru Town, Massachusetts	0.0011523603%
MA238	Petersham Town, Massachusetts	0.0159775433%
MA239	Phillipston Town, Massachusetts	0.0039835646%
MA240	Pittsfield City, Massachusetts	1.1541979937%
MA241	Plainfield Town, Massachusetts	0.0004986914%
MA242	Plainville Town, Massachusetts	0.0738004154%
MA243	Plymouth County, Massachusetts	0.0008974666%

Allocations are subject to change pursuant to a State-Subdivision Agreement, Allocation Statute, Statutory Trust, or voluntary redistribution.

MA244	Plymouth Town, Massachusetts	1.0727134492%
MA245	Plympton Town, Massachusetts	0.0311939123%
MA246	Princeton Town, Massachusetts	0.0094015998%
MA247	Provincetown, Massachusetts	0.0895015011%
MA248	Quincy City, Massachusetts	1.0277365393%
MA249	Randolph Town, Massachusetts	0.3517891103%
MA250	Raynham Town, Massachusetts	0.0739771661%
MA251	Reading Town, Massachusetts	0.2463903024%
MA252	Rehoboth Town, Massachusetts	0.0342848256%
MA253	Revere City, Massachusetts	0.5754964378%
MA254	Richmond Town, Massachusetts	0.0346755405%
MA255	Rochester Town, Massachusetts	0.0656757963%
MA256	Rockland Town, Massachusetts	0.3048431858%
MA257	Rockport Town, Massachusetts	0.1188536886%
MA258	Rowe Town, Massachusetts	0.0242459391%
MA259	Rowley Town, Massachusetts	0.0134543050%
MA260	Royalston Town, Massachusetts	0.0020739031%
MA261	Russell Town, Massachusetts	0.0012348998%
MA262	Rutland Town, Massachusetts	0.0122272562%
MA263	Salem City, Massachusetts	0.6254547137%
MA264	Salisbury Town, Massachusetts	0.0319290215%
MA265	Sandisfield Town, Massachusetts	0.0020719142%
MA266	Sandwich Town, Massachusetts	0.4944903815%
MA267	Saugus Town, Massachusetts	0.3330802265%
MA268	Savoy Town, Massachusetts	0.0103246605%
MA269	Scituate Town, Massachusetts	0.3938536371%
MA270	Seekonk Town, Massachusetts	0.3325159013%
MA271	Sharon Town, Massachusetts	0.3157804286%
MA272	Sheffield Town, Massachusetts	0.0066580643%
MA273	Shelburne Town, Massachusetts	0.0145706034%
MA274	Sherborn Town, Massachusetts	0.0361347676%
MA275	Shirley Town, Massachusetts	0.0049654026%
MA276	Shrewsbury Town, Massachusetts	0.6471205738%
MA277	Shutesbury Town, Massachusetts	0.0358178516%
MA278	Somerset Town, Massachusetts	0.2943717652%
MA279	Somerville City, Massachusetts	0.5538327759%
MA280	South Hadley Town, Massachusetts	0.3289508962%
MA281	Southampton Town, Massachusetts	0.0773861993%
MA282	Southborough Town, Massachusetts	0.2173688486%
MA283	Southbridge Town City, Massachusetts	0.2906114812%
MA284	Southwick Town, Massachusetts	0.0165255910%
MA285	Spencer Town, Massachusetts	0.0203153945%
MA286	Springfield City, Massachusetts	3.4410224370%
MA287	Sterling Town, Massachusetts	0.0196759620%
MA288	Stockbridge Town, Massachusetts	0.0092305018%
MA289	Stoneham Town, Massachusetts	0.1669780908%
MA290	Stoughton Town, Massachusetts	0.3118943726%
MA291	Stow Town, Massachusetts	0.0087733680%
MA292	Sturbridge Town, Massachusetts	0.1235688557%

Allocations are subject to change pursuant to a State-Subdivision Agreement, Allocation Statute, Statutory Trust, or voluntary redistribution.

MA293	Sudbury Town, Massachusetts	0.1950193814%
MA294	Sunderland Town, Massachusetts	0.0394445127%
MA295	Sutton Town, Massachusetts	0.1720631416%
MA296	Swampscott Town, Massachusetts	0.2802270489%
MA297	Swansea Town, Massachusetts	0.3127370397%
MA298	Taunton City, Massachusetts	1.3156698571%
MA299	Templeton Town, Massachusetts	0.0167725290%
MA300	Tewksbury Town, Massachusetts	0.2526508477%
MA301	Tisbury Town, Massachusetts	0.0665566713%
MA302	Tolland Town, Massachusetts	0.0005593530%
MA303	Topsfield Town, Massachusetts	0.0713350646%
MA304	Townsend Town, Massachusetts	0.0093843801%
MA305	Truro Town, Massachusetts	0.0604250384%
MA306	Tyngsborough Town, Massachusetts	0.1162396935%
MA307	Tyringham Town, Massachusetts	0.0012803829%
MA308	Upton Town, Massachusetts	0.0211017442%
MA309	Uxbridge Town, Massachusetts	0.2255606716%
MA310	Wakefield Town, Massachusetts	0.2116065761%
MA311	Wales Town, Massachusetts	0.0147604390%
MA312	Walpole Town, Massachusetts	0.3194149930%
MA313	Waltham City, Massachusetts	0.5322671985%
MA314	Ware Town, Massachusetts	0.2035588439%
MA315	Wareham Town, Massachusetts	0.3595394490%
MA316	Warren Town, Massachusetts	0.0179304373%
MA317	Warwick Town, Massachusetts	0.0065997057%
MA318	Washington Town, Massachusetts	0.0004074112%
MA319	Watertown Town City, Massachusetts	0.2540965713%
MA320	Wayland Town, Massachusetts	0.2147389946%
MA321	Webster Town, Massachusetts	0.2405963644%
MA322	Wellesley Town, Massachusetts	0.4811483972%
MA323	Wellfleet Town, Massachusetts	0.0667808417%
MA324	Wendell Town, Massachusetts	0.0010508215%
MA325	Wenham Town, Massachusetts	0.0112119209%
MA326	West Boylston Town, Massachusetts	0.1222726663%
MA327	West Bridgewater Town, Massachusetts	0.1467598909%
MA328	West Brookfield Town, Massachusetts	0.0059191866%
MA329	West Newbury Town, Massachusetts	0.0086981560%
MA330	West Springfield Town City, Massachusetts	0.4627594653%
MA331	West Stockbridge Town, Massachusetts	0.0028401544%
MA332	West Tisbury Town, Massachusetts	0.0099183484%
MA333	Westborough Town, Massachusetts	0.5070384269%
MA334	Westfield City, Massachusetts	0.6538385669%
MA335	Westford Town, Massachusetts	0.2939962811%
MA336	Westhampton Town, Massachusetts	0.0199373981%
MA337	Westminster Town, Massachusetts	0.0226744436%
MA338	Weston Town, Massachusetts	0.2254658323%
MA339	Westport Town, Massachusetts	0.2811335179%
MA340	Westwood Town, Massachusetts	0.2903783084%

Allocations are subject to change pursuant to a State-Subdivision Agreement, Allocation Statute, Statutory Trust, or voluntary redistribution.

MA341	Weymouth Town City, Massachusetts	0.5656639786%
MA342	Whately Town, Massachusetts	0.0314223222%
MA343	Whitman Town, Massachusetts	0.0448742719%
MA344	Wilbraham Town, Massachusetts	0.0313150261%
MA345	Williamsburg Town, Massachusetts	0.0343998679%
MA346	Williamstown, Massachusetts	0.0783021941%
MA347	Wilmington Town, Massachusetts	0.2467559990%
MA348	Winchendon Town, Massachusetts	0.1830720373%
MA349	Winchester Town, Massachusetts	0.2570095300%
MA350	Windsor Town, Massachusetts	0.0005238144%
MA351	Winthrop Town City, Massachusetts	0.1505890537%
MA352	Woburn City, Massachusetts	0.3503541163%
MA353	Worcester City, Massachusetts	3.7929503518%
MA354	Worthington Town, Massachusetts	0.0015069609%
MA355	Wrentham Town, Massachusetts	0.0961794021%
MA356	Yarmouth Town, Massachusetts	0.1308391883%

Allocations are subject to change pursuant to a State-Subdivision Agreement, Allocation Statute, Statutory Trust, or voluntary redistribution.

MI1	Ada Township, Michigan	0.0073233482%
MI2	Adrian City, Michigan	0.0568370128%
MI3	Alcona County, Michigan	0.0834491179%
MI4	Alger County, Michigan	0.0785291215%
MI5	Algoma Township, Michigan	0.0029345640%
MI6	Allegan County, Michigan	0.7725881935%
MI7	Allen Park City, Michigan	0.1074735355%
MI8	Allendale Charter Township, Michigan	0.0077776425%
MI9	Alpena County, Michigan	0.3171935781%
MI10	Alpine Charter Township, Michigan	0.0025427083%
MI11	Ann Arbor City, Michigan	0.4632250874%
MI12	Antrim County, Michigan	0.2381005845%
MI13	Antwerp Township, Michigan	0.0013132895%
MI14	Arenac County, Michigan	0.1612057938%
MI15	Auburn Hills City, Michigan	0.1176899978%
MI16	Bangor Charter Township, Michigan	0.0109251027%
MI17	Baraga County, Michigan	0.0741112558%
MI18	Barry County, Michigan	0.4329702358%
MI19	Bath Charter Township, Michigan	0.0537968516%
MI20	Battle Creek City, Michigan	0.3423704436%
MI21	Bay City, Michigan	0.1147802745%
MI22	Bay County, Michigan	1.1009022938%
MI23	Bedford Township, Michigan	0.0412592343%
MI24	Benton Charter Township, Michigan	0.0907240950%
MI25	Benzie County, Michigan	0.1392597323%
MI26	Berkley City, Michigan	0.0358941044%
MI27	Berrien County, Michigan	1.2815190059%
MI28	Beverly Hills Village, Michigan	0.0460038135%
MI29	Big Rapids City, Michigan	0.0245076907%
MI30	Birmingham City, Michigan	0.1031004819%
MI31	Bloomfield Charter Township, Michigan	0.2395537286%
MI32	Branch County, Michigan	0.3413411577%
MI33	Brandon Charter Township, Michigan	0.0298468290%
MI34	Brighton Township, Michigan	0.0010123659%
MI35	Brownstown Charter Township, Michigan	0.1035238283%
MI36	Burton City, Michigan	0.0331836857%
MI37	Byron Township, Michigan	0.0143593354%
MI38	Cadillac City, Michigan	0.0992155073%
MI39	Caledonia Charter Township, Michigan	0.0046151897%
MI40	Calhoun County, Michigan	1.6522746969%
MI41	Cannon Township, Michigan	0.0055382276%
MI42	Canton Charter Township, Michigan	0.2353019350%
MI43	Cascade Charter Township, Michigan	0.0202807109%
MI44	Cass County, Michigan	0.3685228029%
MI45	Charlevoix County, Michigan	0.1913266108%
MI46	Cheboygan County, Michigan	0.2827891794%
MI47	Chesterfield Charter Township, Michigan	0.2112831498%
MI48	Chippewa County, Michigan	0.2393040796%
MI49	Clare County, Michigan	0.4685534972%

Allocations are subject to change pursuant to a State-Subdivision Agreement, Allocation Statute, Statutory Trust, or voluntary redistribution.

MI50	Clawson City, Michigan	0.0233450803%
MI51	Clinton Charter Township, Michigan	0.5825283878%
MI52	Clinton County, Michigan	0.4823811618%
MI53	Coldwater City, Michigan	0.0129335184%
MI54	Commerce Charter Township, Michigan	0.0332785651%
MI55	Comstock Charter Township, Michigan	0.0141443213%
MI56	Cooper Charter Township, Michigan	0.0016050286%
MI57	Crawford County, Michigan	0.2577011831%
MI58	Davison Township, Michigan	0.0148016255%
MI59	Dearborn City, Michigan	0.5014825529%
MI60	Dearborn Heights City, Michigan	0.1763248603%
MI61	Delhi Charter Township, Michigan	0.0329269168%
MI62	Delta Charter Township, Michigan	0.0678675252%
MI63	Delta County, Michigan	0.2325433177%
MI64	Detroit City, Michigan	6.3675475252%
MI65	Dewitt Charter Township, Michigan	0.0615354244%
MI66	Dickinson County, Michigan	0.2475829616%
MI67	East Bay Township, Michigan	0.0024511576%
MI68	East Grand Rapids City, Michigan	0.0347010017%
MI69	East Lansing City, Michigan	0.1722118876%
MI70	Eastpointe City, Michigan	0.2806901834%
MI71	Eaton County, Michigan	0.8964627151%
MI72	Egelston Township, Michigan	0.0099077587%
MI73	Emmet County, Michigan	0.3034511111%
MI74	Emmett Charter Township, Michigan	0.0136208021%
MI75	Escanaba City, Michigan	0.0161625757%
MI76	Farmington City, Michigan	0.0368587005%
MI77	Farmington Hills City, Michigan	0.2763289545%
MI78	Fenton Charter Township, Michigan	0.0031005125%
MI79	Fenton City, Michigan	0.0802629568%
MI80	Ferndale City, Michigan	0.1491321203%
MI81	Flat Rock City, Michigan	0.0287479606%
MI82	Flint Charter Township, Michigan	0.0428009530%
MI83	Flint City, Michigan	2.6382255013%
MI84	Flushing Charter Township, Michigan	0.0062641566%
MI85	Fort Gratiot Charter Township, Michigan	0.0158007179%
MI86	Fraser City, Michigan	0.1340329179%
MI87	Frenchtown Charter Township, Michigan	0.0818078358%
MI88	Fruitport Charter Township, Michigan	0.0216336824%
MI89	Gaines Township, Kent County, Michigan	0.0150472599%
MI90	Garden City, Michigan	0.0602849815%
MI91	Garfield Charter Township, Michigan	0.0006805464%
MI92	Genesee Charter Township, Michigan	0.0216656939%
MI93	Genesee County, Michigan	1.8587109989%
MI94	Genoa Township, Michigan	0.0001265457%
MI95	Georgetown Charter Township, Michigan	0.0120538094%
MI96	Gladwin County, Michigan	0.3598571100%
MI97	Gogebic County, Michigan	0.1249651212%
MI98	Grand Blanc Charter Township, Michigan	0.0351159584%

Allocations are subject to change pursuant to a State-Subdivision Agreement, Allocation Statute, Statutory Trust, or voluntary redistribution.

MI99	Grand Haven Charter Township, Michigan	0.0188708587%
MI100	Grand Haven City, Michigan	0.0581929367%
MI101	Grand Rapids Charter Township, Michigan	0.0062871075%
MI102	Grand Rapids City, Michigan	1.2000276882%
MI103	Grand Traverse County, Michigan	0.8244466054%
MI104	Grandville City, Michigan	0.0465263367%
MI105	Gratiot County, Michigan	0.3147475181%
MI106	Green Oak Township, Michigan	0.0538361746%
MI107	Grosse Ile Township, Michigan	0.0358505107%
MI108	Grosse Pointe Park City, Michigan	0.0473791255%
MI109	Grosse Pointe Woods City, Michigan	0.0337630289%
MI110	Hamburg Township, Michigan	0.0567828826%
MI111	Hamtramck City, Michigan	0.1811320680%
MI112	Harper Woods City, Michigan	0.0505579556%
MI113	Harrison Charter Township, Michigan	0.1108972638%
MI114	Hartland Township, Michigan	0.0004881050%
MI115	Hazel Park City, Michigan	0.0736339264%
MI116	Highland Charter Township, Michigan	0.0294387306%
MI117	Highland Park City, Michigan	0.0391505779%
MI118	Hillsdale County, Michigan	0.3731855670%
MI119	Holland Charter Township, Michigan	0.0291739126%
MI120	Holland City, Michigan	0.1655890102%
MI121	Holly Township, Michigan	0.0040995334%
MI122	Houghton County, Michigan	0.2225642997%
MI123	Huron Charter Township, Michigan	0.0361363324%
MI124	Huron County, Michigan	0.2929757372%
MI125	Independence Charter Township, Michigan	0.0825378903%
MI126	Ingham County, Michigan	2.1348935205%
MI127	Inkster City, Michigan	0.1669443281%
MI128	Ionia City, Michigan	0.0449276471%
MI129	Ionia County, Michigan	0.4905636172%
MI130	Iosco County, Michigan	0.3212475898%
MI131	Iron County, Michigan	0.1102481228%
MI132	Iron Mountain City, Michigan	0.0091866455%
MI133	Isabella County, Michigan	0.5720204678%
MI134	Jackson City, Michigan	0.1764251010%
MI135	Jackson County, Michigan	1.0855421077%
MI136	Kalamazoo Charter Township, Michigan	0.0520230321%
MI137	Kalamazoo City, Michigan	0.3787268993%
MI138	Kalamazoo County, Michigan	1.9845600355%
MI139	Kalkaska County, Michigan	0.1646399668%
MI140	Kent County, Michigan	2.7808259408%
MI141	Kentwood City, Michigan	0.1423307082%
MI142	Keweenaw County, Michigan	0.0067676775%
MI143	Lake County, Michigan	0.0728348971%
MI144	Lansing City, Michigan	0.5307983425%

Allocations are subject to change pursuant to a State-Subdivision Agreement, Allocation Statute, Statutory Trust, or voluntary redistribution.

MI145	Lapeer County, Michigan	0.7916953951%
MI146	Leelanau County, Michigan	0.1237383482%
MI147	Lenawee County, Michigan	0.7878386566%
MI148	Lenox Township, Michigan	0.0111917816%
MI149	Leoni Township, Michigan	0.0090926074%
MI150	Lincoln Charter Township, Michigan	0.0178479538%
MI151	Lincoln Park City, Michigan	0.1588803292%
MI152	Livingston County, Michigan	1.3371907873%
MI153	Livonia City, Michigan	0.3999768720%
MI154	Luce County, Michigan	0.0638515493%
MI155	Lyon Charter Township, Michigan	0.0060287256%
MI156	Mackinac County, Michigan	0.0909538431%
MI157	Macomb County, Michigan	7.7242005849%
MI158	Macomb Township, Michigan	0.1081932941%
MI159	Madison Heights City, Michigan	0.1443184148%
MI160	Manistee County, Michigan	0.3120953798%
MI161	Marion Township, Livingston County, Michigan	0.0001988576%
MI162	Marquette City, Michigan	0.0313476613%
MI163	Marquette County, Michigan	0.5388637672%
MI164	Mason County, Michigan	0.2487294921%
MI165	Mecosta County, Michigan	0.3321355122%
MI166	Melvindale City, Michigan	0.0519698104%
MI167	Menominee County, Michigan	0.1580179806%
MI168	Meridian Charter Township, Michigan	0.0708027402%
MI169	Midland City, Michigan	0.3023071472%
MI170	Midland County, Michigan	0.5384703258%
MI171	Milford Charter Township, Michigan	0.0064275489%
MI172	Missaukee County, Michigan	0.1002815458%
MI173	Monitor Charter Township, Michigan	0.0044174736%
MI174	Monroe Charter Township, Michigan	0.0119729252%
MI175	Monroe City, Michigan	0.2101937979%
MI176	Monroe County, Michigan	1.5316423152%
MI177	Montcalm County, Michigan	0.6212351900%
MI178	Montmorency County, Michigan	0.0868385533%
MI179	Mount Clemens City, Michigan	0.0503004024%
MI180	Mount Morris City, Michigan	0.0046413043%
MI181	Mount Pleasant City, Michigan	0.0357778255%
MI182	Mundy Charter Township, Michigan	0.0150794621%
MI183	Muskegon Charter Township, Michigan	0.0360868180%
MI184	Muskegon City, Michigan	0.1748185396%
MI185	Muskegon County, Michigan	1.7053905386%
MI186	Muskegon Heights City, Michigan	0.0500451306%
MI187	New Baltimore City, Michigan	0.0480441296%
MI188	Newaygo County, Michigan	0.4671261358%
MI189	Niles City, Michigan	0.0583312847%
MI190	Niles Township, Michigan	0.0215348319%
MI191	Northville Charter Township, Michigan	0.0836973671%
MI192	Norton Shores City, Michigan	0.0701828658%

Allocations are subject to change pursuant to a State-Subdivision Agreement, Allocation Statute, Statutory Trust, or voluntary redistribution.

MI193	Novi City, Michigan	0.1465815056%
MI194	Oak Park City, Michigan	0.1037775542%
MI195	Oakland Charter Township, Michigan	0.0274353387%
MI196	Oakland County, Michigan	5.2264042066%
MI197	Oceana County, Michigan	0.2176466203%
MI198	Oceola Township, Michigan	0.0003615593%
MI199	Ogemaw County, Michigan	0.5563618764%
MI200	Ontonagon County, Michigan	0.0504349004%
MI201	Orion Charter Township, Michigan	0.0484616785%
MI202	Osceola County, Michigan	0.1924215950%
MI203	Oscoda County, Michigan	0.0981702870%
MI204	Oshtemo Charter Township, Michigan	0.0124389806%
MI205	Otsego County, Michigan	0.2838576775%
MI206	Ottawa County, Michigan	1.4829589190%
MI207	Owosso City, Michigan	0.0600391920%
MI208	Oxford Charter Township, Michigan	0.0220651355%
MI209	Park Township, Ottawa County, Michigan	0.0069409957%
MI210	Pittsfield Charter Township, Michigan	0.0254303905%
MI211	Plainfield Charter Township, Michigan	0.0147250675%
MI212	Plymouth Charter Township, Michigan	0.0619046968%
MI213	Pontiac City, Michigan	0.3007870303%
MI214	Port Huron Charter Township, Michigan	0.0144337077%
MI215	Port Huron City, Michigan	0.2605826060%
MI216	Portage City, Michigan	0.0982178051%
MI217	Presque Isle County, Michigan	0.1455220353%
MI218	Redford Charter Township, Michigan	0.2119761371%
MI219	Riverview City, Michigan	0.0482626131%
MI220	Rochester City, Michigan	0.0399194381%
MI221	Rochester Hills City, Michigan	0.0675866509%
MI222	Romulus City, Michigan	0.0931298734%
MI223	Roscommon County, Michigan	0.3840925607%
MI224	Roseville City, Michigan	0.4273474490%
MI225	Royal Oak City, Michigan	0.2596061973%
MI226	Saginaw Charter Township, Michigan	0.0692043420%
MI227	Saginaw City, Michigan	0.4307711416%
MI228	Saginaw County, Michigan	1.6118539630%
MI229	Sanilac County, Michigan	0.3468379663%
MI230	Sault Ste. Marie City, Michigan	0.0984697973%
MI231	Schoolcraft County, Michigan	0.0789566063%
MI232	Scio Charter Township, Michigan	0.0051527746%
MI233	Shelby Charter Township, Michigan	0.5065495239%
MI234	Shiawassee County, Michigan	0.7255393777%
MI235	South Lyon City, Michigan	0.0258956950%
MI236	Southfield City, Michigan	0.3934160797%
MI237	Southfield Township, Michigan	0.0001112995%
MI238	Southgate City, Michigan	0.0888423705%
MI239	Spring Lake Township, Michigan	0.0103960225%
MI240	Springfield Charter Township, Michigan	0.0044705319%
MI241	St Clair County, Michigan	1.9960063402%

Allocations are subject to change pursuant to a State-Subdivision Agreement, Allocation Statute, Statutory Trust, or voluntary redistribution.

MI242	St Joseph County, Michigan	0.4265691571%
MI243	St. Clair Shores City, Michigan	0.3399081996%
MI244	Sterling Heights City, Michigan	0.9407553377%
MI245	Sturgis City, Michigan	0.0599318930%
MI246	Summit Township, Jackson County, Michigan	0.0147223455%
MI247	Superior Charter Township, Michigan	0.0121236785%
MI248	Taylor City, Michigan	0.3764778630%
MI249	Texas Charter Township, Michigan	0.0052063171%
MI250	Thomas Township, Michigan	0.0127113988%
MI251	Traverse City, Michigan	0.0620311385%
MI252	Trenton City, Michigan	0.0481846521%
MI253	Troy City, Michigan	0.2360199679%
MI254	Tuscola County, Michigan	0.4432240961%
MI255	Tyrone Township, Livingston County, Michigan	0.0096355544%
MI256	Union Charter Township, Michigan	0.0000512255%
MI257	Van Buren Charter Township, Michigan	0.0686867403%
MI258	Van Buren County, Michigan	0.7628971716%
MI259	Vienna Charter Township, Genesee County, Michigan	0.0086448035%
MI260	Vienna Charter Township, Montmorency County, Michigan	0.0011836039%
MI261	Walker City, Michigan	0.0577159947%
MI262	Warren City, Michigan	1.1744758071%
MI263	Washington Township, Macomb County, Michigan	0.0808853142%
MI264	Washtenaw County, Michigan	2.3763653602%
MI265	Waterford Charter Township, Michigan	0.2186201385%
MI266	Wayne City, Michigan	0.0837926529%
MI267	Wayne County, Michigan	10.1863863702%
MI268	West Bloomfield Charter Township, Michigan	0.2622681115%
MI269	Westland City, Michigan	0.3261711153%
MI270	Wexford County, Michigan	0.2986947723%
MI271	White Lake Charter Township, Michigan	0.0585435626%
MI272	Wixom City, Michigan	0.0369421752%
MI273	Woodhaven City, Michigan	0.0571927749%
MI274	Wyandotte City, Michigan	0.0976772465%
MI275	Wyoming City, Michigan	0.2554463949%
MI276	Ypsilanti Charter Township, Michigan	0.0578793100%
MI277	Ypsilanti City, Michigan	0.0898598214%
MI278	Zeeland Charter Township, Michigan	0.0061508332%

Allocations are subject to change pursuant to a State-Subdivision Agreement, Allocation Statute, Statutory Trust, or voluntary redistribution.

MN1	Aitkin County, Minnesota	0.5286814148%
MN2	Albert Lea City, Minnesota	0.0977622743%
MN3	Alexandria City, Minnesota	0.0160492533%
MN4	Andover City, Minnesota	0.1252665067%
MN5	Anoka City, Minnesota	0.1440564244%
MN6	Anoka County, Minnesota	4.6242592739%
MN7	Apple Valley City, Minnesota	0.2744845059%
MN8	Arden Hills City, Minnesota	0.0767181792%
MN9	Austin City, Minnesota	0.1311616775%
MN10	Becker County, Minnesota	0.6074940403%
MN11	Beltrami County, Minnesota	0.7012389686%
MN12	Bemidji City, Minnesota	0.1574833165%
MN13	Benton County, Minnesota	0.5911228450%
MN14	Big Lake City, Minnesota	0.0420448659%
MN15	Big Stone County, Minnesota	0.1096599784%
MN16	Blaine City, Minnesota	0.3900026032%
MN17	Bloomington City, Minnesota	0.4497191234%
MN18	Blue Earth County, Minnesota	0.6089707140%
MN19	Brainerd City, Minnesota	0.1504466885%
MN20	Brooklyn Center City, Minnesota	0.1297575027%
MN21	Brooklyn Park City, Minnesota	0.2573517070%
MN22	Brown County, Minnesota	0.3051842351%
MN23	Buffalo City, Minnesota	0.0781258548%
MN24	Burnsville City, Minnesota	0.4713016362%
MN25	Carlton County, Minnesota	0.9030359158%
MN26	Carver County, Minnesota	1.0510920355%
MN27	Cass County, Minnesota	0.8164078457%
MN28	Champlin City, Minnesota	0.0508611460%
MN29	Chanhassen City, Minnesota	0.0711696030%
MN30	Chaska City, Minnesota	0.1150720173%
MN31	Chippewa County, Minnesota	0.1920510176%
MN32	Chisago County, Minnesota	0.9131864974%
MN33	Clay County, Minnesota	0.8653053935%
MN34	Clearwater County, Minnesota	0.1705736793%
MN35	Cloquet City, Minnesota	0.1186651642%
MN36	Columbia Heights City, Minnesota	0.2218103028%
MN37	Cook County, Minnesota	0.0986217587%
MN38	Coon Rapids City, Minnesota	0.5297885918%
MN39	Cottage Grove City, Minnesota	0.2579811495%
MN40	Cottonwood County, Minnesota	0.1596040200%
MN41	Crow Wing County, Minnesota	1.0457717507%
MN42	Crystal City, Minnesota	0.0875990017%
MN43	Dakota County, Minnesota	4.0571434991%
MN44	Dodge County, Minnesota	0.2031881392%
MN45	Douglas County, Minnesota	0.5526533294%
MN46	Duluth City, Minnesota	1.0556152695%
MN47	Eagan City, Minnesota	0.3357112506%
MN48	East Bethel City, Minnesota	0.0544402891%
MN49	Eden Prairie City, Minnesota	0.2342274611%

Allocations are subject to change pursuant to a State-Subdivision Agreement, Allocation Statute, Statutory Trust, or voluntary redistribution.

MN50	Edina City, Minnesota	0.1810785868%
MN51	Elk River City, Minnesota	0.1845146283%
MN52	Fairmont City, Minnesota	0.0691539281%
MN53	Faribault City, Minnesota	0.0597051421%
MN54	Faribault County, Minnesota	0.1990991695%
MN55	Farmington City, Minnesota	0.1233974343%
MN56	Fergus Falls City, Minnesota	0.0953555135%
MN57	Fillmore County, Minnesota	0.2137999717%
MN58	Forest Lake City, Minnesota	0.1371068827%
MN59	Freeborn County, Minnesota	0.3218731421%
MN60	Fridley City, Minnesota	0.2363297846%
MN61	Golden Valley City, Minnesota	0.0785357583%
MN62	Goodhue County, Minnesota	0.5154623919%
MN63	Grand Rapids City, Minnesota	0.0379045489%
MN64	Grant County, Minnesota	0.0701677463%
MN65	Ham Lake City, Minnesota	0.0398258439%
MN66	Hastings City, Minnesota	0.1717268064%
MN67	Hennepin County, Minnesota	17.4947177407%
MN68	Hibbing City, Minnesota	0.1399140652%
MN69	Hopkins City, Minnesota	0.1103006531%
MN70	Houston County, Minnesota	0.2844148191%
MN71	Hubbard County, Minnesota	0.4205503327%
MN72	Hugo City, Minnesota	0.0294053970%
MN73	Hutchinson City, Minnesota	0.4500983935%
MN74	Inver Grove Heights City, Minnesota	0.2013009785%
MN75	Isanti County, Minnesota	0.7078656931%
MN76	Itasca County, Minnesota	1.0468316649%
MN77	Jackson County, Minnesota	0.1293074841%
MN78	Kanabec County, Minnesota	0.2825744837%
MN79	Kandiyohi County, Minnesota	0.1451128376%
MN80	Kittson County, Minnesota	0.0745984967%
MN81	Koochiching County, Minnesota	0.2397716611%
MN82	Lac Qui Parle County, Minnesota	0.0904601572%
MN83	Lake County, Minnesota	0.1677431571%
MN84	Lake of the Woods County, Minnesota	0.1030738066%
MN85	Lakeville City, Minnesota	0.2590140772%
MN86	Le Sueur County, Minnesota	0.2960413451%
MN87	Lincoln County, Minnesota	0.1002117758%
MN88	Lino Lakes City, Minnesota	0.1385206851%
MN89	Little Canada City, Minnesota	0.1205138143%
MN90	Lyon County, Minnesota	0.2693726739%
MN91	Mahnomen County, Minnesota	0.1299927961%
MN92	Mankato City, Minnesota	0.3394403512%
MN93	Maple Grove City, Minnesota	0.1664829592%
MN94	Maplewood City, Minnesota	0.1720888635%
MN95	Marshall City, Minnesota	0.0861816984%
MN96	Marshall County, Minnesota	0.1189736859%
MN97	Martin County, Minnesota	0.2333916080%
MN98	McLeod County, Minnesota	0.1144539528%

Allocations are subject to change pursuant to a State-Subdivision Agreement, Allocation Statute, Statutory Trust, or voluntary redistribution.

MN99	Meeker County, Minnesota	0.3436113016%
MN100	Mendota Heights City, Minnesota	0.0821776269%
MN101	Mille Lacs County, Minnesota	0.8536527563%
MN102	Minneapolis City, Minnesota	4.4766025549%
MN103	Minnetonka City, Minnesota	0.1805441076%
MN104	Monticello City, Minnesota	0.0182370585%
MN105	Moorhead City, Minnesota	0.3980660322%
MN106	Morrison County, Minnesota	0.6588564064%
MN107	Mounds View City, Minnesota	0.0723117896%
MN108	Mower County, Minnesota	0.5324617169%
MN109	Murray County, Minnesota	0.1237848734%
MN110	New Brighton City, Minnesota	0.1030123940%
MN111	New Hope City, Minnesota	0.0689628343%
MN112	New Ulm City, Minnesota	0.0519862655%
MN113	Nicollet County, Minnesota	0.1443064509%
MN114	Nobles County, Minnesota	0.1433541912%
MN115	Norman County, Minnesota	0.0998150009%
MN116	North Branch City, Minnesota	0.0501205482%
MN117	North Mankato City, Minnesota	0.0267890165%
MN118	North St. Paul City, Minnesota	0.0528485215%
MN119	Northfield City, Minnesota	0.6851668132%
MN120	Oakdale City, Minnesota	0.1765286580%
MN121	Olmsted County, Minnesota	1.7654639618%
MN122	Otsego City, Minnesota	0.0389412692%
MN123	Otter Tail County, Minnesota	0.7650587540%
MN124	Owatonna City, Minnesota	0.1301345848%
MN125	Pennington County, Minnesota	0.2829057616%
MN126	Pine County, Minnesota	0.5204807192%
MN127	Pipestone County, Minnesota	0.1408899564%
MN128	Plymouth City, Minnesota	0.1617585661%
MN129	Polk County, Minnesota	0.7942540937%
MN130	Pope County, Minnesota	0.1716325723%
MN131	Prior Lake City, Minnesota	0.1314862452%
MN132	Proctor City, Minnesota	0.0196743464%
MN133	Ramsey City, Minnesota	0.1289991083%
MN134	Ramsey County, Minnesota	6.5235510364%
MN135	Red Lake County, Minnesota	0.0488842734%
MN136	Red Wing City, Minnesota	0.1690608291%
MN137	Redwood County, Minnesota	0.2578753915%
MN138	Renville County, Minnesota	0.2484267514%
MN139	Rice County, Minnesota	0.2454785096%
MN140	Richfield City, Minnesota	0.2325614441%
MN141	Robbinsdale City, Minnesota	0.0829119522%
MN142	Rochester City, Minnesota	0.6757524532%
MN143	Rock County, Minnesota	0.1875379948%
MN144	Rogers City, Minnesota	0.0282340357%
MN145	Roseau County, Minnesota	0.2310796648%
MN146	Rosemount City, Minnesota	0.1131711446%
MN147	Roseville City, Minnesota	0.1580291737%

Allocations are subject to change pursuant to a State-Subdivision Agreement, Allocation Statute, Statutory Trust, or voluntary redistribution.

MN148	Sartell City, Minnesota	0.0580331443%
MN149	Sauk Rapids City, Minnesota	0.0730830208%
MN150	Savage City, Minnesota	0.1728666590%
MN151	Scott County, Minnesota	1.2182589937%
MN152	Shakopee City, Minnesota	0.2643025616%
MN153	Sherburne County, Minnesota	1.1511844871%
MN154	Shoreview City, Minnesota	0.0620723712%
MN155	Sibley County, Minnesota	0.2196634879%
MN156	South St. Paul City, Minnesota	0.3555870478%
MN157	St Louis County, Minnesota	4.3508834038%
MN158	St. Cloud City, Minnesota	0.6727244188%
MN159	St. Louis Park City, Minnesota	0.1354267160%
MN160	St. Michael City, Minnesota	0.0148139997%
MN161	St. Paul City, Minnesota	3.4393152229%
MN162	St. Peter City, Minnesota	0.2421250322%
MN163	Stearns County, Minnesota	2.2171264071%
MN164	Steele County, Minnesota	0.3643474585%
MN165	Stevens County, Minnesota	0.1321088317%
MN166	Stillwater City, Minnesota	0.1531139787%
MN167	Swift County, Minnesota	0.1233619872%
MN168	Todd County, Minnesota	0.3837061355%
MN169	Traverse County, Minnesota	0.0829619867%
MN170	Vadnais Heights City, Minnesota	0.0942702174%
MN171	Victoria City, Minnesota	0.0058887523%
MN172	Wabasha County, Minnesota	0.2847837323%
MN173	Waconia City, Minnesota	0.0066220565%
MN174	Wadena County, Minnesota	0.2426637417%
MN175	Waseca County, Minnesota	0.2622870325%
MN176	Washington County, Minnesota	2.8315446071%
MN177	Watonwan County, Minnesota	0.1354898791%
MN178	West St. Paul City, Minnesota	0.1910746887%
MN179	White Bear Lake City, Minnesota	0.1136132860%
MN180	White Bear Township, Minnesota	0.0181037305%
MN181	Wilkin County, Minnesota	0.0860822129%
MN182	Willmar City, Minnesota	0.4208360981%
MN183	Winona City, Minnesota	0.2780074878%
MN184	Winona County, Minnesota	0.7117454807%
MN185	Woodbury City, Minnesota	0.4292599795%
MN186	Worthington City, Minnesota	0.0568155413%
MN187	Wright County, Minnesota	1.5588358425%
MN188	Yellow Medicine County, Minnesota	0.1598976626%

Allocations are subject to change pursuant to a State-Subdivision Agreement, Allocation Statute, Statutory Trust, or voluntary redistribution.

MS1	Adams County, Mississippi	0.8850454148%
MS2	Alcorn County, Mississippi	0.0569510905%
MS3	Amite County, Mississippi	0.2713519710%
MS4	Amory City, Mississippi	0.2091629926%
MS5	Arcola Town, Mississippi	0.0010430877%
MS6	Attala County, Mississippi	0.4246666634%
MS7	Bay St. Louis City, Mississippi	0.0307587230%
MS8	Benton County, Mississippi	0.1937673634%
MS9	Biloxi City, Mississippi	0.6566432134%
MS10	Bolivar County, Mississippi	0.4978719946%
MS11	Brandon City, Mississippi	0.5504498277%
MS12	Brookhaven City, Mississippi	0.4627907697%
MS13	Byram City, Mississippi	0.0539534335%
MS14	Caledonia Town, Mississippi	0.0029594278%
MS15	Calhoun County, Mississippi	0.4104265320%
MS16	Canton City, Mississippi	0.3565489062%
MS17	Carroll County, Mississippi	0.2007719282%
MS18	Charleston City, Mississippi	0.0464748267%
MS19	Chickasaw County, Mississippi	0.5048552486%
MS20	Choctaw County, Mississippi	0.1839335128%
MS21	Claiborne County, Mississippi	0.1627262324%
MS22	Clarke County, Mississippi	0.5053384006%
MS23	Clarksdale City, Mississippi	0.2740859278%
MS24	Clay County, Mississippi	0.1837895433%
MS25	Cleveland City, Mississippi	0.1358351654%
MS26	Clinton City, Mississippi	0.3197904769%
MS27	Coahoma County, Mississippi	0.4186176659%
MS28	Columbia City, Mississippi	0.1674920304%
MS29	Columbus City, Mississippi	0.6956641603%
MS30	Copiah County, Mississippi	0.7132277916%
MS31	Corinth City, Mississippi	1.5578843050%
MS32	Covington County, Mississippi	0.6081803058%
MS33	Desoto County, Mississippi	2.2184182744%
MS34	Diamondhead City, Mississippi	0.0001680458%
MS35	D'Iberville City, Mississippi	0.0442726624%
MS36	Forrest County, Mississippi	3.0156250353%
MS37	Franklin County, Mississippi	0.2542823910%
MS38	Gautier City, Mississippi	0.1302053876%
MS39	George County, Mississippi	1.0247519776%
MS40	Greene County, Mississippi	0.2910471646%
MS41	Greenville City, Mississippi	0.0830590284%
MS42	Greenwood City, Mississippi	0.5853776479%
MS43	Grenada City, Mississippi	0.0552681925%
MS44	Grenada County, Mississippi	0.5194646578%
MS45	Gulfport City, Mississippi	8.2405637774%
MS46	Hancock County, Mississippi	2.3767878426%
MS47	Harrison County, Mississippi	1.2681143209%
MS48	Hattiesburg City, Mississippi	0.3196152733%
MS49	Hernando City, Mississippi	0.4369673545%

Allocations are subject to change pursuant to a State-Subdivision Agreement, Allocation Statute, Statutory Trust, or voluntary redistribution.

MS50	Hinds County, Mississippi	2.0637938660%
MS51	Holly Springs City, Mississippi	0.1609000156%
MS52	Holmes County, Mississippi	0.3284953462%
MS53	Horn Lake City, Mississippi	0.6442839584%
MS54	Humphreys County, Mississippi	0.1357489463%
MS55	Indianola City, Mississippi	0.0229288956%
MS56	Issaquena County, Mississippi	0.0173614233%
MS57	Itawamba County, Mississippi	1.0392546705%
MS58	Iuka City, Mississippi	0.2820646050%
MS59	Jackson City, Mississippi	2.6617552637%
MS60	Jackson County, Mississippi	7.5649147973%
MS61	Jasper County, Mississippi	0.3875866209%
MS62	Jefferson County, Mississippi	0.0973536568%
MS63	Jefferson Davis County, Mississippi	0.3472631158%
MS64	Jones County, Mississippi	2.1970411588%
MS65	Jonestown, Mississippi	0.0092231595%
MS66	Kemper County, Mississippi	0.2197061168%
MS67	Kosciusko City, Mississippi	0.0403737724%
MS68	Lafayette County, Mississippi	0.6965570967%
MS69	Lamar County, Mississippi	1.2949562593%
MS70	Lauderdale County, Mississippi	1.4532418860%
MS71	Laurel City, Mississippi	0.1468061312%
MS72	Lawrence County, Mississippi	0.3387801386%
MS73	Leake County, Mississippi	0.5729082602%
MS74	Leakesville Town, Mississippi	0.0097188377%
MS75	Lee County, Mississippi	1.4583582538%
MS76	Leflore County, Mississippi	0.1006210330%
MS77	Lincoln County, Mississippi	0.5672474110%
MS78	Long Beach City, Mississippi	0.1374069547%
MS79	Lowndes County, Mississippi	0.9278575592%
MS80	Lumberton City, Mississippi	0.0393106754%
MS81	Madison City, Mississippi	0.5657979552%
MS82	Madison County, Mississippi	1.0660308873%
MS83	Marion County, Mississippi	1.6080737081%
MS84	Marshall County, Mississippi	0.6206332630%
MS85	McComb City, Mississippi	1.0999468538%
MS86	McLain Town, Mississippi	0.0044054675%
MS87	Meridian City, Mississippi	1.1031457427%
MS88	Monroe County, Mississippi	0.8034104646%
MS89	Montgomery County, Mississippi	0.3225285007%
MS90	Morton City, Mississippi	0.0599559053%
MS91	Moss Point City, Mississippi	0.0032450894%
MS92	Mound Bayou City, Mississippi	0.0139281161%
MS93	Natchez City, Mississippi	0.1079532301%
MS94	Neshoba County, Mississippi	1.0065117709%
MS95	Nettleton City, Mississippi	0.0304185645%
MS96	New Albany City, Mississippi	0.2696874555%
MS97	Newton County, Mississippi	0.5392966632%
MS98	Noxubee County, Mississippi	0.1826343709%

Allocations are subject to change pursuant to a State-Subdivision Agreement, Allocation Statute, Statutory Trust, or voluntary redistribution.

MS99	Ocean Springs City, Mississippi	0.1182464817%
MS100	Oktibbeha County, Mississippi	0.7782514241%
MS101	Olive Branch City, Mississippi	1.0780955334%
MS102	Oxford City, Mississippi	0.5933338756%
MS103	Panola County, Mississippi	1.1122808938%
MS104	Pascagoula City, Mississippi	0.2466090593%
MS105	Pearl City, Mississippi	1.1814807813%
MS106	Pearl River County, Mississippi	3.0179025193%
MS107	Perry County, Mississippi	0.3647175906%
MS108	Petal City, Mississippi	0.0268648760%
MS109	Philadelphia City, Mississippi	0.1140375286%
MS110	Picayune City, Mississippi	0.5821086449%
MS111	Pike County, Mississippi	0.1081822799%
MS112	Pontotoc County, Mississippi	1.1348714203%
MS113	Prentiss County, Mississippi	0.7882874828%
MS114	Quitman City, Mississippi	0.0869079764%
MS115	Quitman County, Mississippi	0.2112294840%
MS116	Rankin County, Mississippi	3.4259023921%
MS117	Ridgeland City, Mississippi	0.7052518799%
MS118	Scott County, Mississippi	0.6243593895%
MS119	Shannon Town, Mississippi	0.0290190505%
MS120	Sharkey County, Mississippi	0.0916197654%
MS121	Shubuta Town, Mississippi	0.0060764900%
MS122	Simpson County, Mississippi	0.9087854201%
MS123	Smith County, Mississippi	0.3825880315%
MS124	Southaven City, Mississippi	1.5378821390%
MS125	Starkville City, Mississippi	0.0994723676%
MS126	Stone County, Mississippi	0.5580488158%
MS127	Summit Town, Mississippi	0.0050530863%
MS128	Sunflower County, Mississippi	0.4600451000%
MS129	Tallahatchie County, Mississippi	0.2577090284%
MS130	Tate County, Mississippi	1.1421792158%
MS131	Tippah County, Mississippi	0.6593796104%
MS132	Tishomingo County, Mississippi	1.3029259893%
MS133	Tunica County, Mississippi	0.1767618783%
MS134	Tupelo City, Mississippi	1.4600720605%
MS135	Union County, Mississippi	0.4897630128%
MS136	Verona City, Mississippi	0.0606682697%
MS137	Vicksburg City, Mississippi	0.7250920192%
MS138	Walthall County, Mississippi	0.4890815570%
MS139	Warren County, Mississippi	0.5538600347%
MS140	Washington County, Mississippi	0.9092835384%
MS141	Wayne County, Mississippi	0.9304927709%
MS142	Waynesboro City, Mississippi	0.0133034348%
MS143	Webb Town, Mississippi	0.0118969258%
MS144	Webster County, Mississippi	0.3778058032%
MS145	West Point City, Mississippi	0.2091299691%
MS146	Wiggins City, Mississippi	0.1706074658%

Allocations are subject to change pursuant to a State-Subdivision Agreement, Allocation Statute, Statutory Trust, or voluntary redistribution.

MS147	Wilkinson County, Mississippi	0.2128691098%
MS148	Winston County, Mississippi	0.5276375718%
MS149	Yalobusha County, Mississippi	0.2951067799%
MS150	Yazoo City, Mississippi	0.2510049288%
MS151	Yazoo County, Mississippi	0.4173853844%

Allocations are subject to change pursuant to a State-Subdivision Agreement, Allocation Statute, Statutory Trust, or voluntary redistribution.

MO1	Adair County, Missouri	0.2323492740%
MO2	Andrew County, Missouri	0.1564541324%
MO3	Arnold City, Missouri	0.5124454261%
MO4	Atchison County, Missouri	0.0503458382%
MO5	Audrain County, Missouri	0.2723907883%
MO6	Ballwin City, Missouri	0.1503503362%
MO7	Barry County, Missouri	0.5806831870%
MO8	Barton County, Missouri	0.1828006402%
MO9	Bates County, Missouri	0.4224104662%
MO10	Bellefontaine Neighbors City, Missouri	0.0857527834%
MO11	Belton City, Missouri	0.1516735499%
MO12	Benton County, Missouri	0.3879753095%
MO13	Blue Springs City, Missouri	0.1988003228%
MO14	Bolivar City, Missouri	0.6392625910%
MO15	Bollinger County, Missouri	0.1203527210%
MO16	Boone County, Missouri	1.0160242824%
MO17	Branson City, Missouri	0.4449755896%
MO18	Bridgeton City, Missouri	0.1763465152%
MO19	Buchanan County, Missouri	0.4752770338%
MO20	Butler County, Missouri	0.3661408977%
MO21	Caldwell County, Missouri	0.0989536405%
MO22	Callaway County, Missouri	0.2712833054%
MO23	Camden County, Missouri	0.7677402708%
MO24	Cape Girardeau City, Missouri	0.5367558088%
MO25	Cape Girardeau County, Missouri	0.4382279546%
MO26	Carroll County, Missouri	0.1240753517%
MO27	Carter County, Missouri	0.0825024387%
MO28	Carthage City, Missouri	0.9706909454%
MO29	Cass County, Missouri	0.9944461678%
MO30	Cedar County, Missouri	0.2606830207%
MO31	Chariton County, Missouri	0.0660694886%
MO32	Chesterfield City, Missouri	0.2353487388%
MO33	Christian County, Missouri	0.6724712099%
MO34	Clark County, Missouri	0.0860504210%
MO35	Clay County, Missouri	2.1043558671%
MO36	Clayton City, Missouri	0.3129914614%
MO37	Clinton County, Missouri	0.3136411047%
MO38	Cole County, Missouri	0.4638412355%
MO39	Columbia City, Missouri	1.1969210737%
MO40	Cooper County, Missouri	0.1709566623%
MO41	Crawford County, Missouri	0.5377697760%
MO42	Crestwood City, Missouri	0.1705940152%
MO43	Creve Coeur City, Missouri	0.2772506333%
MO44	Dade County, Missouri	0.0956916225%
MO45	Dallas County, Missouri	0.2127316981%
MO46	Dardenne Prairie City, Missouri	0.0016749613%
MO47	Daviess County, Missouri	0.0686237546%
MO48	De Kalb County, Missouri	0.1059364189%
MO49	Dent County, Missouri	0.4657350233%

Allocations are subject to change pursuant to a State-Subdivision Agreement, Allocation Statute, Statutory Trust, or voluntary redistribution.

MO50	Douglas County, Missouri	0.1328072590%
MO51	Dunklin County, Missouri	0.4949307906%
MO52	Eureka City, Missouri	0.0880789358%
MO53	Excelsior Springs City, Missouri	0.1351301223%
MO54	Farmington City, Missouri	0.5454680456%
MO55	Ferguson City, Missouri	0.2574470581%
MO56	Festus City, Missouri	0.3044135646%
MO57	Florissant City, Missouri	0.3924574160%
MO58	Franklin County, Missouri	1.8587591717%
MO59	Fulton City, Missouri	0.3112636154%
MO60	Gasconade County, Missouri	0.2671420472%
MO61	Gentry County, Missouri	0.0719794172%
MO62	Gladstone City, Missouri	0.0404576910%
MO63	Grain Valley City, Missouri	0.0334350556%
MO64	Grandview City, Missouri	0.1639337689%
MO65	Greene County, Missouri	1.4401071301%
MO66	Grundy County, Missouri	0.1563373346%
MO67	Hannibal City, Missouri	0.2978324519%
MO68	Harrison County, Missouri	0.1526413397%
MO69	Harrisonville City, Missouri	0.0476820622%
MO70	Hazelwood City, Missouri	0.5185404511%
MO71	Henry County, Missouri	0.3711753912%
MO72	Hickory County, Missouri	0.1309787386%
MO73	Holt County, Missouri	0.0407768050%
MO74	Howard County, Missouri	0.0772931032%
MO75	Howell County, Missouri	0.5521591843%
MO76	Independence City, Missouri	0.9132606869%
MO77	Iron County, Missouri	0.1793646831%
MO78	Jackson City, Missouri	0.1555038848%
MO79	Jackson County, Missouri	1.9899708609%
MO80	Jasper County, Missouri	0.3290412555%
MO81	Jefferson City, Missouri	0.5714876357%
MO82	Jefferson County, Missouri	4.3802521918%
MO83	Jennings City, Missouri	0.1764093964%
MO84	Johnson County, Missouri	0.2968386067%
MO85	Joplin City, Missouri	0.5552066323%
MO86	Kansas City, Missouri	5.7571708236%
MO87	Kearney City, Missouri	0.0053417407%
MO88	Kennett City, Missouri	0.1864120841%
MO89	Kirksville City, Missouri	0.1862592989%
MO90	Kirkwood City, Missouri	0.3564022464%
MO91	Knox County, Missouri	0.0402195164%
MO92	Laclede County, Missouri	0.1401546839%
MO93	Lafayette County, Missouri	0.3589036278%
MO94	Lake St. Louis City, Missouri	0.1499293870%
MO95	Lawrence County, Missouri	0.6708287533%
MO96	Lebanon City, Missouri	0.2505601816%
MO97	Lee's Summit City, Missouri	0.6108369410%
MO98	Lewis County, Missouri	0.1042697772%

Allocations are subject to change pursuant to a State-Subdivision Agreement, Allocation Statute, Statutory Trust, or voluntary redistribution.

MO99	Liberty City, Missouri	0.0442061837%
MO100	Lincoln County, Missouri	0.8894721213%
MO101	Linn County, Missouri	0.1452541869%
MO102	Livingston County, Missouri	0.3568928487%
MO103	Macon County, Missouri	0.1756025824%
MO104	Madison County, Missouri	0.2543286672%
MO105	Manchester City, Missouri	0.1098943865%
MO106	Maries County, Missouri	0.1434267628%
MO107	Marion County, Missouri	0.2234652909%
MO108	Marshall City, Missouri	0.1418453816%
MO109	Maryland Heights City, Missouri	0.3748856392%
MO110	Maryville City, Missouri	0.1076579446%
MO111	McDonald County, Missouri	0.2634826201%
MO112	Mercer County, Missouri	0.0320837873%
MO113	Mexico City, Missouri	0.0139160258%
MO114	Miller County, Missouri	0.2674444574%
MO115	Mississippi County, Missouri	0.1833143956%
MO116	Moberly City, Missouri	0.0603546528%
MO117	Moniteau County, Missouri	0.1201445359%
MO118	Monroe County, Missouri	0.1023892750%
MO119	Montgomery County, Missouri	0.1914472870%
MO120	Morgan County, Missouri	0.2721921482%
MO121	Neosho City, Missouri	0.1442050062%
MO122	New Madrid County, Missouri	0.1577443253%
MO123	Newton County, Missouri	0.3630628797%
MO124	Nixa City, Missouri	0.2468687012%
MO125	Nodaway County, Missouri	0.0949885786%
MO126	O'Fallon City, Missouri	0.5745934504%
MO127	Oregon County, Missouri	0.1307320509%
MO128	Osage County, Missouri	0.1278894988%
MO129	Overland City, Missouri	0.1364249588%
MO130	Ozark City, Missouri	0.2857254050%
MO131	Ozark County, Missouri	0.1325551539%
MO132	Pemiscot County, Missouri	0.3944645835%
MO133	Perry County, Missouri	0.2199285305%
MO134	Pettis County, Missouri	0.0151441760%
MO135	Phelps County, Missouri	1.0845340125%
MO136	Pike County, Missouri	0.2247877951%
MO137	Platte County, Missouri	0.3320717417%
MO138	Polk County, Missouri	0.1493187623%
MO139	Poplar Bluff City, Missouri	0.7559317644%
MO140	Pulaski County, Missouri	1.1729279991%
MO141	Putnam County, Missouri	0.0497042567%
MO142	Ralls County, Missouri	0.0684816754%
MO143	Randolph County, Missouri	0.2442992792%
MO144	Ray County, Missouri	0.3201239293%
MO145	Raymore City, Missouri	0.0467701237%
MO146	Raytown City, Missouri	0.1486313258%
MO147	Republic City, Missouri	0.2002494278%

Allocations are subject to change pursuant to a State-Subdivision Agreement, Allocation Statute, Statutory Trust, or voluntary redistribution.

MO148	Reynolds County, Missouri	0.1173502249%
MO149	Ripley County, Missouri	0.2364998192%
MO150	Rolla City, Missouri	0.0387613823%
MO151	Saline County, Missouri	0.1638080066%
MO152	Schuyler County, Missouri	0.0255576230%
MO153	Scotland County, Missouri	0.0573087527%
MO154	Scott County, Missouri	0.3449360072%
MO155	Sedalia City, Missouri	0.4368595310%
MO156	Shannon County, Missouri	0.0849097240%
MO157	Shelby County, Missouri	0.0753316616%
MO158	Sikeston City, Missouri	0.3315549551%
MO159	Smithville City, Missouri	0.0048539762%
MO160	Springfield City, Missouri	5.8477728751%
MO161	St Charles County, Missouri	2.4842648424%
MO162	St Clair County, Missouri	0.0933227753%
MO163	St Francois County, Missouri	2.0822768958%
MO164	St Louis County, Missouri	11.0300257170%
MO165	St. Ann City, Missouri	0.1350418307%
MO166	St. Charles City, Missouri	1.3555209057%
MO167	St. Joseph City, Missouri	0.9266925599%
MO168	St. Louis City, Missouri	8.2821011552%
MO169	St. Peters City, Missouri	0.5859558551%
MO170	Ste Genevieve County, Missouri	0.2689675365%
MO171	Stoddard County, Missouri	0.4415922593%
MO172	Stone County, Missouri	0.5212198991%
MO173	Sullivan County, Missouri	0.0828316136%
MO174	Taney County, Missouri	0.3347844684%
MO175	Texas County, Missouri	0.3423504618%
MO176	Town and Country City, Missouri	0.0996467524%
MO177	Troy City, Missouri	0.0382293752%
MO178	Union City, Missouri	0.1462425501%
MO179	University City, Missouri	0.4121038850%
MO180	Vernon County, Missouri	0.3089892512%
MO181	Warren County, Missouri	0.5842281380%
MO182	Warrensburg City, Missouri	0.1958789596%
MO183	Washington City, Missouri	0.3567566384%
MO184	Washington County, Missouri	0.6514805024%
MO185	Wayne County, Missouri	0.2274524096%
MO186	Webb City, Missouri	0.0671916759%
MO187	Webster County, Missouri	0.5986690767%
MO188	Webster Groves City, Missouri	0.2556867074%
MO189	Wentzville City, Missouri	0.3358019827%
MO190	West Plains City, Missouri	0.3439555766%
MO191	Wildwood City, Missouri	0.1021615484%
MO192	Worth County, Missouri	0.0184350871%
MO193	Wright County, Missouri	0.2540973934%

Allocations are subject to change pursuant to a State-Subdivision Agreement, Allocation Statute, Statutory Trust, or voluntary redistribution.

MT1	Anaconda-Deer Lodge County, Montana	1.4480190514%
MT2	Beaverhead County, Montana	0.6841480225%
MT3	Big Horn County, Montana	0.8504903609%
MT4	Billings City, Montana	9.1331142413%
MT5	Blaine County, Montana	0.3691094337%
MT6	Bozeman City, Montana	2.0161886507%
MT7	Broadwater County, Montana	0.4143251264%
MT8	Butte-Silver Bow, Montana	5.6101260434%
MT9	Carbon County, Montana	0.7105360522%
MT10	Carter County, Montana	0.0374679104%
MT11	Cascade County, Montana	3.8993050480%
MT12	Chouteau County, Montana	0.4053063424%
MT13	Custer County, Montana	1.5139056450%
MT14	Daniels County, Montana	0.1787602908%
MT15	Dawson County, Montana	0.7800682133%
MT16	Fallon County, Montana	0.1543582011%
MT17	Fergus County, Montana	0.8667027669%
MT18	Flathead County, Montana	8.0141785369%
MT19	Gallatin County, Montana	4.0205572717%
MT20	Garfield County, Montana	0.0398838599%
MT21	Glacier County, Montana	1.5230709367%
MT22	Golden Valley County, Montana	0.0264303648%
MT23	Granite County, Montana	0.1831398237%
MT24	Great Falls City, Montana	4.3577779784%
MT25	Helena City, Montana	1.7360655042%
MT26	Hill County, Montana	1.8438532922%
MT27	Jefferson County, Montana	0.7770843087%
MT28	Judith Basin County, Montana	0.0614804228%
MT29	Kalispell City, Montana	2.4735432710%
MT30	Lake County, Montana	3.6175099064%
MT31	Lewis and Clark County, Montana	4.9326712334%
MT32	Liberty County, Montana	0.1210395973%
MT33	Lincoln County, Montana	2.1915597624%
MT34	Madison County, Montana	0.5498047673%
MT35	McCone County, Montana	0.0823035394%
MT36	Meagher County, Montana	0.0912086373%
MT37	Mineral County, Montana	0.7546909914%
MT38	Missoula City, Montana	4.4312558575%
MT39	Missoula County, Montana	8.0272833629%
MT40	Musselshell County, Montana	0.3895510594%
MT41	Park County, Montana	2.0831835653%
MT42	Petroleum County, Montana	0.0144742922%
MT43	Phillips County, Montana	0.2085622347%
MT44	Pondera County, Montana	0.4003873948%
MT45	Powder River County, Montana	0.1504386452%
MT46	Powell County, Montana	0.8872723490%
MT47	Prairie County, Montana	0.0572069653%
MT48	Ravalli County, Montana	3.6906819270%
MT49	Richland County, Montana	0.7541525281%

Allocations are subject to change pursuant to a State-Subdivision Agreement, Allocation Statute, Statutory Trust, or voluntary redistribution.

MT50	Roosevelt County, Montana	0.8182976782%
MT51	Rosebud County, Montana	0.5641981949%
MT52	Sanders County, Montana	1.0679134558%
MT53	Sheridan County, Montana	0.2700355225%
MT54	Stillwater County, Montana	0.5055604014%
MT55	Sweet Grass County, Montana	0.2836540766%
MT56	Teton County, Montana	0.5735903832%
MT57	Toole County, Montana	0.3258040487%
MT58	Treasure County, Montana	0.0226554138%
MT59	Valley County, Montana	0.5598291268%
MT60	Wheatland County, Montana	0.0720998508%
MT61	Wibaux County, Montana	0.0630373047%
MT62	Yellowstone County, Montana	7.3090889550%

Allocations are subject to change pursuant to a State-Subdivision Agreement, Allocation Statute, Statutory Trust, or voluntary redistribution.

NE1	Adams County, Nebraska	0.7130410264%
NE2	Antelope County, Nebraska	0.2406339800%
NE3	Arthur County, Nebraska	0.0110831278%
NE4	Banner County, Nebraska	0.0183674606%
NE5	Beatrice City, Nebraska	0.9248205382%
NE6	Bellevue City, Nebraska	2.4787880023%
NE7	Blaine County, Nebraska	0.0123640997%
NE8	Boone County, Nebraska	0.2533407507%
NE9	Box Butte County, Nebraska	0.7492533620%
NE10	Boyd County, Nebraska	0.0902847433%
NE11	Brown County, Nebraska	0.1375135354%
NE12	Buffalo County, Nebraska	0.9630320332%
NE13	Burt County, Nebraska	0.3365661770%
NE14	Butler County, Nebraska	0.2899805672%
NE15	Cass County, Nebraska	1.2356339344%
NE16	Cedar County, Nebraska	0.3502588009%
NE17	Chase County, Nebraska	0.1707898814%
NE18	Cherry County, Nebraska	0.3082161558%
NE19	Cheyenne County, Nebraska	0.7408263023%
NE20	Clay County, Nebraska	0.1772971991%
NE21	Colfax County, Nebraska	0.2670475913%
NE22	Columbus City, Nebraska	0.7291294061%
NE23	Cuming County, Nebraska	0.4019883978%
NE24	Custer County, Nebraska	0.4848137961%
NE25	Dakota County, Nebraska	0.3940917673%
NE26	Dawes County, Nebraska	0.6577293164%
NE27	Dawson County, Nebraska	0.7540316373%
NE28	Deuel County, Nebraska	0.1500055852%
NE29	Dixon County, Nebraska	0.2144571499%
NE30	Dodge County, Nebraska	1.8317996330%
NE31	Douglas County, Nebraska	14.9119111455%
NE32	Dundy County, Nebraska	0.1513630330%
NE33	Fillmore County, Nebraska	0.3541443667%
NE34	Franklin County, Nebraska	0.1630162987%
NE35	Fremont City, Nebraska	0.1476946393%
NE36	Frontier County, Nebraska	0.0732649260%
NE37	Furnas County, Nebraska	0.2315426581%
NE38	Gage County, Nebraska	0.5390651380%
NE39	Garden County, Nebraska	0.1132118364%
NE40	Garfield County, Nebraska	0.1104479177%
NE41	Gosper County, Nebraska	0.0528581072%
NE42	Grand Island City, Nebraska	1.5052861196%
NE43	Grant County, Nebraska	0.0167075406%
NE44	Greeley County, Nebraska	0.1006996872%
NE45	Hall County, Nebraska	1.3023214397%
NE46	Hamilton County, Nebraska	0.3285553228%
NE47	Harlan County, Nebraska	0.1831157431%
NE48	Hastings City, Nebraska	0.7738158635%
NE49	Hayes County, Nebraska	0.0464208924%

Allocations are subject to change pursuant to a State-Subdivision Agreement, Allocation Statute, Statutory Trust, or voluntary redistribution.

NE50	Hitchcock County, Nebraska	0.1428727336%
NE51	Holt County, Nebraska	0.4319086269%
NE52	Hooker County, Nebraska	0.0195391111%
NE53	Howard County, Nebraska	0.3117590505%
NE54	Jefferson County, Nebraska	0.4621587809%
NE55	Johnson County, Nebraska	0.3674281385%
NE56	Kearney City, Nebraska	1.3128662946%
NE57	Kearney County, Nebraska	0.3284087439%
NE58	Keith County, Nebraska	0.5586120928%
NE59	Keya Paha County, Nebraska	0.0207700795%
NE60	Kimball County, Nebraska	0.2074517582%
NE61	Knox County, Nebraska	0.4262180329%
NE62	La Vista City, Nebraska	0.6948539706%
NE63	Lancaster County, Nebraska	7.9530599340%
NE64	Lexington City, Nebraska	0.2672235840%
NE65	Lincoln City, Nebraska	8.9584993437%
NE66	Lincoln County, Nebraska	0.7588461895%
NE67	Logan County, Nebraska	0.0192253637%
NE68	Loup County, Nebraska	0.0163070224%
NE69	Madison County, Nebraska	1.0198085515%
NE70	McPherson County, Nebraska	0.0133651501%
NE71	Merrick County, Nebraska	0.5571149293%
NE72	Morrill County, Nebraska	0.2640807173%
NE73	Nance County, Nebraska	0.1820220392%
NE74	Nemaha County, Nebraska	0.5862140225%
NE75	Norfolk City, Nebraska	0.6855964607%
NE76	North Platte City, Nebraska	1.2668714124%
NE77	Nuckolls County, Nebraska	0.2606241030%
NE78	Omaha City, Nebraska	16.7836032733%
NE79	Otoe County, Nebraska	0.8114537890%
NE80	Papillion City, Nebraska	1.1943452635%
NE81	Pawnee County, Nebraska	0.2449303588%
NE82	Perkins County, Nebraska	0.0938742100%
NE83	Phelps County, Nebraska	0.4453164270%
NE84	Pierce County, Nebraska	0.2791606931%
NE85	Platte County, Nebraska	0.5054632790%
NE86	Polk County, Nebraska	0.2126035890%
NE87	Red Willow County, Nebraska	0.6782282985%
NE88	Richardson County, Nebraska	0.6780640713%
NE89	Rock County, Nebraska	0.0420632348%
NE90	Saline County, Nebraska	0.6431415318%
NE91	Sarpy County, Nebraska	4.1205096407%
NE92	Saunders County, Nebraska	0.9147340487%
NE93	Scotts Bluff County, Nebraska	1.8428925654%
NE94	Scottsbluff City, Nebraska	0.5159537183%
NE95	Seward County, Nebraska	0.7637450614%
NE96	Sheridan County, Nebraska	0.1814092513%
NE97	Sherman County, Nebraska	0.1198260243%
NE98	Sioux County, Nebraska	0.0355730752%

Allocations are subject to change pursuant to a State-Subdivision Agreement, Allocation Statute, Statutory Trust, or voluntary redistribution.

NE99	South Sioux City, Nebraska	0.4431368628%
NE100	Stanton County, Nebraska	0.2162062918%
NE101	Thayer County, Nebraska	0.2059575361%
NE102	Thomas County, Nebraska	0.0173570958%
NE103	Thurston County, Nebraska	0.2564159657%
NE104	Valley County, Nebraska	0.3103957199%
NE105	Washington County, Nebraska	0.7878555706%
NE106	Wayne County, Nebraska	0.3510034608%
NE107	Webster County, Nebraska	0.1652355715%
NE108	Wheeler County, Nebraska	0.0210156849%
NE109	York County, Nebraska	0.8321939645%

Allocations are subject to change pursuant to a State-Subdivision Agreement, Allocation Statute, Statutory Trust, or voluntary redistribution.

NV1	Boulder City, Nevada	0.3107009981%
NV2	Carson City, Nevada	2.3218259705%
NV3	Churchill County, Nevada	0.8235207168%
NV4	Clark County, Nevada	58.8769406541%
NV5	Douglas County, Nevada	1.4865476786%
NV6	Elko City, Nevada	0.2695156814%
NV7	Elko County, Nevada	0.7560895476%
NV8	Ely City, Nevada	0.0203818414%
NV9	Esmeralda County, Nevada	0.0080513258%
NV10	Eureka County, Nevada	0.0249820640%
NV11	Fernley City, Nevada	0.1752175442%
NV12	Henderson City, Nevada	4.1125125008%
NV13	Humboldt County, Nevada	0.3934458998%
NV14	Lander County, Nevada	0.1756629621%
NV15	Las Vegas City, Nevada	5.8501217347%
NV16	Lincoln County, Nevada	0.1403055252%
NV17	Lyon County, Nevada	1.1540884057%
NV18	Mesquite City, Nevada	0.2702977182%
NV19	Mineral County, Nevada	0.2376542842%
NV20	North Las Vegas City, Nevada	3.9470476958%
NV21	Nye County, Nevada	2.9075008157%
NV22	Pershing County, Nevada	0.1586758508%
NV23	Reno City, Nevada	4.3827493928%
NV24	Sparks City, Nevada	1.2865202258%
NV25	Storey County, Nevada	0.1042375046%
NV26	Washoe County, Nevada	9.2156770199%
NV27	West Wendover City, Nevada	0.0969051629%
NV28	White Pine County, Nevada	0.4928232787%

Allocations are subject to change pursuant to a State-Subdivision Agreement, Allocation Statute, Statutory Trust, or voluntary redistribution.

NH1	Amherst Town, New Hampshire	0.1790374673%
NH2	Bedford Town, New Hampshire	0.3936504808%
NH3	Belknap County, New Hampshire	1.9567644276%
NH4	Belmont Town, New Hampshire	0.1904054639%
NH5	Berlin City, New Hampshire	1.3709952706%
NH6	Carroll County, New Hampshire	3.4703987177%
NH7	Cheshire County, New Hampshire	3.5839760859%
NH8	Claremont City, New Hampshire	0.3683639593%
NH9	Concord City, New Hampshire	2.2595879479%
NH10	Conway Town, New Hampshire	0.3862721364%
NH11	Coos County, New Hampshire	1.5122267511%
NH12	Derry Town, New Hampshire	1.8769595144%
NH13	Dover City, New Hampshire	3.0576459834%
NH14	Durham Town, New Hampshire	0.2881020198%
NH15	Exeter Town, New Hampshire	0.6737274090%
NH16	Franklin City, New Hampshire	1.7479174481%
NH17	Goffstown, New Hampshire	0.3784700464%
NH18	Grafton County, New Hampshire	4.4308969200%
NH19	Hampton Town, New Hampshire	0.7358763999%
NH20	Hanover Town, New Hampshire	0.6123006298%
NH21	Hillsborough County, New Hampshire	3.9254388815%
NH22	Hooksett Town, New Hampshire	0.6675639148%
NH23	Hudson Town, New Hampshire	0.6950011728%
NH24	Keene City, New Hampshire	1.3761862063%
NH25	Laconia City, New Hampshire	2.5621024032%
NH26	Lebanon City, New Hampshire	1.0426624391%
NH27	Londonderry Town, New Hampshire	1.6138073938%
NH28	Manchester City, New Hampshire	13.8240646849%
NH29	Merrimack County, New Hampshire	6.9494167035%
NH30	Merrimack Town, New Hampshire	0.5966754639%
NH31	Milford Town, New Hampshire	0.1807176109%
NH32	Nashua City, New Hampshire	9.8959025124%
NH33	Pelham Town, New Hampshire	0.2388903043%
NH34	Portsmouth City, New Hampshire	5.9802341556%
NH35	Raymond Town, New Hampshire	0.2284643413%
NH36	Rochester City, New Hampshire	3.4618265089%
NH37	Rockingham County, New Hampshire	8.9313792575%
NH38	Salem Town, New Hampshire	1.7849749379%
NH39	Somersworth City, New Hampshire	1.5003334712%
NH40	Strafford County, New Hampshire	2.2198133145%
NH41	Sullivan County, New Hampshire	2.2968940888%
NH42	Windham Town, New Hampshire	0.5540751536%

Allocations are subject to change pursuant to a State-Subdivision Agreement, Allocation Statute, Statutory Trust, or voluntary redistribution.

NJ1	Aberdeen Township, New Jersey	0.0797396894%
NJ2	Asbury Park City, New Jersey	0.3916349671%
NJ3	Atlantic City, New Jersey	1.2847690915%
NJ4	Atlantic County, New Jersey	2.8915764045%
NJ5	Barnegat Township, New Jersey	0.1626638814%
NJ6	Bayonne City, New Jersey	0.8502340058%
NJ7	Beachwood Borough, New Jersey	0.0492329228%
NJ8	Belleville Township, New Jersey	0.0872090223%
NJ9	Bellmawr Borough, New Jersey	0.0640989992%
NJ10	Bergen County, New Jersey	4.9446361090%
NJ11	Bergenfield Borough, New Jersey	0.0618076073%
NJ12	Berkeley Heights Township, New Jersey	0.0272673062%
NJ13	Berkeley Township, New Jersey	0.2619731788%
NJ14	Bernards Township, New Jersey	0.0910577073%
NJ15	Bloomfield Township, New Jersey	0.1173874959%
NJ16	Bordentown Township, New Jersey	0.0545891482%
NJ17	Bound Brook Borough, New Jersey	0.0527105023%
NJ18	Branchburg Township, New Jersey	0.0561024563%
NJ19	Brick Township, New Jersey	0.5908193174%
NJ20	Bridgeton City, New Jersey	0.2079614154%
NJ21	Bridgewater Township, New Jersey	0.1828057629%
NJ22	Burlington County, New Jersey	4.4940916659%
NJ23	Burlington Township, New Jersey	0.1157900630%
NJ24	Camden City, New Jersey	1.6603828843%
NJ25	Camden County, New Jersey	6.8741218172%
NJ26	Cape May County, New Jersey	1.2842777540%
NJ27	Carteret Borough, New Jersey	0.1794847100%
NJ28	Cedar Grove Township, New Jersey	0.0187911021%
NJ29	Chatham Township, New Jersey	0.0498541051%
NJ30	Cherry Hill Township, New Jersey	0.3440044947%
NJ31	Cinnaminson Township, New Jersey	0.0701648926%
NJ32	Clark Township, New Jersey	0.0429898704%
NJ33	Cliffside Park Borough, New Jersey	0.1142449150%
NJ34	Clifton City, New Jersey	0.3535258812%
NJ35	Clinton Town, New Jersey	0.0294193343%
NJ36	Clinton Township, New Jersey	0.0799778554%
NJ37	Collingswood Borough, New Jersey	0.1128930571%
NJ38	Cranford Township, New Jersey	0.0684441330%
NJ39	Cumberland County, New Jersey	0.9862828059%
NJ40	Delran Township, New Jersey	0.0837486054%
NJ41	Denville Township, New Jersey	0.0795654377%
NJ42	Deptford Township, New Jersey	0.2200095463%
NJ43	Dover Town, New Jersey	0.1186530251%
NJ44	Dumont Borough, New Jersey	0.0403826120%
NJ45	East Brunswick Township, New Jersey	0.0972927881%
NJ46	East Greenwich Township, New Jersey	0.0212104162%
NJ47	East Hanover Township, New Jersey	0.0890156417%
NJ48	East Orange City, New Jersey	1.2844844553%
NJ49	East Windsor Township, New Jersey	0.0422463462%

Allocations are subject to change pursuant to a State-Subdivision Agreement, Allocation Statute, Statutory Trust, or voluntary redistribution.

NJ50	Eatontown Borough, New Jersey	0.0974794194%
NJ51	Edgewater Borough, New Jersey	0.0546948904%
NJ52	Edison Township, New Jersey	2.4018132631%
NJ53	Egg Harbor Township, New Jersey	0.1572891336%
NJ54	Elizabeth City, New Jersey	0.7646308101%
NJ55	Elmwood Park Borough, New Jersey	0.0462435391%
NJ56	Englewood City, New Jersey	0.6429812736%
NJ57	Essex County, New Jersey	1.4898498664%
NJ58	Evesham Township, New Jersey	0.1745115947%
NJ59	Ewing Township, New Jersey	0.0839796907%
NJ60	Fair Lawn Borough, New Jersey	0.0699332916%
NJ61	Fairview Borough, New Jersey	0.0347025484%
NJ62	Florence Township, New Jersey	0.0676007282%
NJ63	Florham Park Borough, New Jersey	0.0674975182%
NJ64	Fort Lee Borough, New Jersey	0.1848366682%
NJ65	Franklin Lakes Borough, New Jersey	0.0273076336%
NJ66	Franklin Township, Gloucester County, New Jersey	0.0870963870%
NJ67	Franklin Township, Somerset County, New Jersey	0.3236022203%
NJ68	Freehold Borough, New Jersey	0.0816675723%
NJ69	Freehold Township, New Jersey	0.1512818556%
NJ70	Galloway Township, New Jersey	0.0846515634%
NJ71	Garfield City, New Jersey	0.0989196224%
NJ72	Glassboro Borough, New Jersey	0.1948186777%
NJ73	Glen Rock Borough, New Jersey	0.0253178060%
NJ74	Gloucester City, New Jersey	0.1325275640%
NJ75	Gloucester County, New Jersey	4.7022029491%
NJ76	Gloucester Township, New Jersey	0.3259502581%
NJ77	Guttenberg Town, New Jersey	0.0382186733%
NJ78	Hackensack City, New Jersey	0.2554139785%
NJ79	Haddon Township, New Jersey	0.0831057121%
NJ80	Haddonfield Borough, New Jersey	0.0710479214%
NJ81	Hamilton Township, Atlantic County, New Jersey	0.0939608561%
NJ82	Hamilton Township, Mercer County, New Jersey	0.1394262176%
NJ83	Hammonton Town, New Jersey	0.0463451547%
NJ84	Hanover Township, New Jersey	0.0711651990%
NJ85	Harrison Town, New Jersey	0.2059190684%
NJ86	Harrison Township, New Jersey	0.0478487561%
NJ87	Hasbrouck Heights Borough, New Jersey	0.0360845581%
NJ88	Hawthorne Borough, New Jersey	0.0380122534%
NJ89	Hazlet Township, New Jersey	0.0810519234%
NJ90	Highland Park Borough, New Jersey	0.0606246554%
NJ91	Hillsborough Township, New Jersey	0.1405113053%
NJ92	Hillsdale Borough, New Jersey	0.0247027667%
NJ93	Hillside Township, New Jersey	0.1085603967%
NJ94	Hoboken City, New Jersey	0.1803633309%

Allocations are subject to change pursuant to a State-Subdivision Agreement, Allocation Statute, Statutory Trust, or voluntary redistribution.

NJ95	Holmdel Township, New Jersey	0.1058875828%
NJ96	Hopatcong Borough, New Jersey	0.0677558479%
NJ97	Hopewell Township, Mercer County, New Jersey	0.0275878151%
NJ98	Howell Township, New Jersey	0.2067529072%
NJ99	Hudson County, New Jersey	0.9363280231%
NJ100	Hunterdon County, New Jersey	0.8037645396%
NJ101	Irvington Township, New Jersey	0.9244040630%
NJ102	Jackson Township, New Jersey	0.2670097394%
NJ103	Jefferson Township, New Jersey	0.0866198206%
NJ104	Jersey City, New Jersey	0.9916102863%
NJ105	Kearny Town, New Jersey	0.1071857960%
NJ106	Lacey Township, New Jersey	0.1502291236%
NJ107	Lakewood Township, New Jersey	0.7730028665%
NJ108	Lawrence Township, Mercer County, New Jersey	0.0644503163%
NJ109	Lincoln Park Borough, New Jersey	0.0595261565%
NJ110	Linden City, New Jersey	0.2495261821%
NJ111	Lindenwold Borough, New Jersey	0.1004455914%
NJ112	Little Egg Harbor Township, New Jersey	0.1465902816%
NJ113	Little Falls Township, New Jersey	0.0348320180%
NJ114	Little Ferry Borough, New Jersey	0.0258966914%
NJ115	Livingston Township, New Jersey	0.0484285793%
NJ116	Lodi Borough, New Jersey	0.1078340351%
NJ117	Long Branch City, New Jersey	0.5243184480%
NJ118	Lower Township, New Jersey	0.0710329159%
NJ119	Lumberton Township, New Jersey	0.0461973502%
NJ120	Lyndhurst Township, New Jersey	0.0645354727%
NJ121	Madison Borough, New Jersey	0.1424930674%
NJ122	Mahwah Township, New Jersey	0.0610985020%
NJ123	Manalapan Township, New Jersey	0.1318410608%
NJ124	Manchester Township, New Jersey	0.2136801182%
NJ125	Mantua Township, New Jersey	0.0853984170%
NJ126	Manville Borough, New Jersey	0.0574532358%
NJ127	Maple Shade Township, New Jersey	0.1058088976%
NJ128	Maplewood Township, New Jersey	0.0589307182%
NJ129	Marlboro Township, New Jersey	0.1588151495%
NJ130	Medford Township, New Jersey	0.1130775783%
NJ131	Mercer County, New Jersey	1.1117204895%
NJ132	Metuchen Borough, New Jersey	0.0339468322%
NJ133	Middle Township, New Jersey	0.0695160908%
NJ134	Middlesex Borough, New Jersey	0.0317606196%
NJ135	Middlesex County, New Jersey	2.2387299770%
NJ136	Middletown Township, New Jersey	0.3292948041%
NJ137	Millburn Township, New Jersey	0.0627532842%
NJ138	Millstone Township, New Jersey	0.0066098909%
NJ139	Millville City, New Jersey	0.2397981412%
NJ140	Monmouth County, New Jersey	4.4617935668%

Allocations are subject to change pursuant to a State-Subdivision Agreement, Allocation Statute, Statutory Trust, or voluntary redistribution.

NJ141	Monroe Township, Gloucester County, New Jersey	0.2271632002%
NJ142	Monroe Township, Middlesex County, New Jersey	0.1024216796%
NJ143	Montclair Township, New Jersey	0.5843666564%
NJ144	Montgomery Township, New Jersey	0.0805666350%
NJ145	Montville Township, New Jersey	0.0902727303%
NJ146	Moorestown Township, New Jersey	0.1000871936%
NJ147	Morris County, New Jersey	2.3575766204%
NJ148	Morris Township, New Jersey	0.1125747053%
NJ149	Morristown, New Jersey	0.2369807115%
NJ150	Mount Laurel Township, New Jersey	0.1725831491%
NJ151	Mount Olive Township, New Jersey	0.1068809023%
NJ152	Neptune Township, New Jersey	0.2450351195%
NJ153	New Brunswick City, New Jersey	1.8327331194%
NJ154	New Milford Borough, New Jersey	0.0368443070%
NJ155	New Providence Borough, New Jersey	0.0258412178%
NJ156	Newark City, New Jersey	1.7760400546%
NJ157	North Arlington Borough, New Jersey	0.0408890956%
NJ158	North Bergen Township, New Jersey	0.1110635074%
NJ159	North Brunswick Township, New Jersey	0.1217197343%
NJ160	North Plainfield Borough, New Jersey	0.1454941742%
NJ161	Nutley Township, New Jersey	0.0574061090%
NJ162	Oakland Borough, New Jersey	0.0335231134%
NJ163	Ocean City, New Jersey	0.1910428164%
NJ164	Ocean County, New Jersey	4.9497293624%
NJ165	Ocean Township, Monmouth County, New Jersey	0.1387263032%
NJ166	Old Bridge Township, New Jersey	0.1263966779%
NJ167	Orange City Township, New Jersey	0.5609302630%
NJ168	Palisades Park Borough, New Jersey	0.0366345109%
NJ169	Paramus Borough, New Jersey	0.1129786355%
NJ170	Parsippany-Troy Hills Township, New Jersey	0.2342890939%
NJ171	Passaic City, New Jersey	0.4984612868%
NJ172	Passaic County, New Jersey	2.1805505203%
NJ173	Paterson City, New Jersey	0.9805526614%
NJ174	Pemberton Township, New Jersey	0.1182059071%
NJ175	Pennsauken Township, New Jersey	0.3221185950%
NJ176	Pennsville Township, New Jersey	0.0340920576%
NJ177	Pequannock Township, New Jersey	0.0769477223%
NJ178	Perth Amboy City, New Jersey	0.3436749356%
NJ179	Phillipsburg Town, New Jersey	0.1544595119%
NJ180	Pine Hill Borough, New Jersey	0.0482528270%
NJ181	Piscataway Township, New Jersey	0.1067019613%
NJ182	Plainfield City, New Jersey	0.3012229667%
NJ183	Plainsboro Township, New Jersey	0.0503298743%
NJ184	Pleasantville City, New Jersey	0.1421175070%
NJ185	Point Pleasant Borough, New Jersey	0.1109970141%

Allocations are subject to change pursuant to a State-Subdivision Agreement, Allocation Statute, Statutory Trust, or voluntary redistribution.

NJ186	Pompton Lakes Borough, New Jersey	0.0290573727%
NJ187	Princeton, New Jersey	0.0503970240%
NJ188	Rahway City, New Jersey	0.1444485698%
NJ189	Ramsey Borough, New Jersey	0.0402523452%
NJ190	Randolph Township, New Jersey	0.0853331898%
NJ191	Raritan Township, New Jersey	0.1071670391%
NJ192	Readington Township, New Jersey	0.0850076166%
NJ193	Red Bank Borough, New Jersey	0.1420636747%
NJ194	Ridgefield Borough, New Jersey	0.0201153405%
NJ195	Ridgefield Park Village, New Jersey	0.0392827532%
NJ196	Ridgewood Village, New Jersey	0.0849185213%
NJ197	Ringwood Borough, New Jersey	0.0309822545%
NJ198	River Edge Borough, New Jersey	0.0266057498%
NJ199	Robbinsville Township, New Jersey	0.0338593312%
NJ200	Rockaway Township, New Jersey	0.1290497970%
NJ201	Roselle Borough, New Jersey	0.0912325687%
NJ202	Roselle Park Borough, New Jersey	0.0316673040%
NJ203	Roxbury Township, New Jersey	0.1057717120%
NJ204	Rutherford Borough, New Jersey	0.0459830524%
NJ205	Saddle Brook Township, New Jersey	0.0390656888%
NJ206	Salem County, New Jersey	0.9344056735%
NJ207	Sayreville Borough, New Jersey	0.1477057086%
NJ208	Scotch Plains Township, New Jersey	0.0484433504%
NJ209	Secaucus Town, New Jersey	0.0516659295%
NJ210	Somers Point City, New Jersey	0.0439926621%
NJ211	Somerset County, New Jersey	1.4647125488%
NJ212	Somerville Borough, New Jersey	0.0756287358%
NJ213	South Brunswick Township, New Jersey	0.1037777110%
NJ214	South Orange Village Township, New Jersey	0.0488891085%
NJ215	South Plainfield Borough, New Jersey	0.0899775902%
NJ216	South River Borough, New Jersey	0.0421568288%
NJ217	Southampton Township, New Jersey	0.0127996268%
NJ218	Sparta Township, New Jersey	0.1069549921%
NJ219	Springfield Township, Union County, New Jersey	0.0573437423%
NJ220	Stafford Township, New Jersey	0.2155115906%
NJ221	Summit City, New Jersey	0.5428090174%
NJ222	Sussex County, New Jersey	1.2735318221%
NJ223	Teaneck Township, New Jersey	0.1723477966%
NJ224	Tenafly Borough, New Jersey	0.0450713724%
NJ225	Tinton Falls Borough, New Jersey	0.0881640307%
NJ226	Toms River Township, New Jersey	0.5620940829%
NJ227	Totowa Borough, New Jersey	0.0342545863%
NJ228	Trenton City, New Jersey	1.9352906929%
NJ229	Union City, New Jersey	0.9841875644%
NJ230	Union County, New Jersey	1.7400474523%
NJ231	Union Township, Union County, New Jersey	0.2247240506%

Allocations are subject to change pursuant to a State-Subdivision Agreement, Allocation Statute, Statutory Trust, or voluntary redistribution.

NJ232	Upper Township, New Jersey	0.0173930552%
NJ233	Vernon Township, New Jersey	0.0783616187%
NJ234	Verona Township, New Jersey	0.0234318917%
NJ235	Vineland City, New Jersey	0.5000169856%
NJ236	Voorhees Township, New Jersey	0.1406021825%
NJ237	Waldwick Borough, New Jersey	0.0421770394%
NJ238	Wall Township, New Jersey	0.1650847899%
NJ239	Wallington Borough, New Jersey	0.0235956865%
NJ240	Wanaque Borough, New Jersey	0.0311245257%
NJ241	Wantage Township, New Jersey	0.0091403397%
NJ242	Warren County, New Jersey	1.0382472049%
NJ243	Warren Township, New Jersey	0.0736326246%
NJ244	Washington Township, Gloucester County, New Jersey	0.2470375143%
NJ245	Washington Township, Morris County, New Jersey	0.0524274135%
NJ246	Waterford Township, New Jersey	0.0648566849%
NJ247	Wayne Township, New Jersey	0.1724444886%
NJ248	Weehawken Township, New Jersey	0.0282451513%
NJ249	West Caldwell Township, New Jersey	0.0246748189%
NJ250	West Deptford Township, New Jersey	0.1402059895%
NJ251	West Milford Township, New Jersey	0.0644752630%
NJ252	West New York Town, New Jersey	0.6157331463%
NJ253	West Orange Township, New Jersey	0.1051193933%
NJ254	West Windsor Township, New Jersey	0.0458605228%
NJ255	Westfield Town, New Jersey	0.0887745684%
NJ256	Westwood Borough, New Jersey	0.0348328152%
NJ257	Willingboro Township, New Jersey	0.2091808026%
NJ258	Winslow Township, New Jersey	0.1817978600%
NJ259	Woodbridge Township, New Jersey	0.3688029685%
NJ260	Woodland Park Borough, New Jersey	0.0292498655%
NJ261	Woolwich Township, New Jersey	0.0599291958%
NJ262	Wyckoff Township, New Jersey	0.0296665036%

Allocations are subject to change pursuant to a State-Subdivision Agreement, Allocation Statute, Statutory Trust, or voluntary redistribution.

NM1	Alamogordo City, New Mexico	0.9683526415%
NM2	Albuquerque City, New Mexico	26.1703568498%
NM3	Artesia City, New Mexico	0.5562791550%
NM4	Bernalillo County, New Mexico	15.2005970834%
NM5	Bernalillo Town, New Mexico	0.2863480762%
NM6	Carlsbad City, New Mexico	0.8261484924%
NM7	Catron County, New Mexico	0.1129940051%
NM8	Chaves County, New Mexico	1.0935494443%
NM9	Cibola County, New Mexico	0.7723148257%
NM10	Clovis City, New Mexico	0.9103511516%
NM11	Colfax County, New Mexico	0.7448541610%
NM12	Curry County, New Mexico	0.4952954732%
NM13	De Baca County, New Mexico	0.0650725663%
NM14	Deming City, New Mexico	0.2484870948%
NM15	Dona Ana County, New Mexico	4.1009817203%
NM16	Eddy County, New Mexico	1.2155709374%
NM17	Española City, New Mexico	1.0869232440%
NM18	Farmington City, New Mexico	1.4120396740%
NM19	Gallup City, New Mexico	0.7722895935%
NM20	Grant County, New Mexico	1.8057321396%
NM21	Guadalupe County, New Mexico	0.1869187026%
NM22	Harding County, New Mexico	0.0102668257%
NM23	Hidalgo County, New Mexico	0.1965507765%
NM24	Hobbs City, New Mexico	0.5477699843%
NM25	Las Cruces City, New Mexico	2.7789710876%
NM26	Las Vegas City, New Mexico	0.9509305850%
NM27	Lea County, New Mexico	1.3193643533%
NM28	Lincoln County, New Mexico	1.2208675842%
NM29	Los Alamos County, New Mexico	0.5915454490%
NM30	Los Lunas Village, New Mexico	1.0566950725%
NM31	Lovington City, New Mexico	0.1729179347%
NM32	Luna County, New Mexico	0.5889582326%
NM33	McKinley County, New Mexico	1.0214669791%
NM34	Mora County, New Mexico	0.1903934157%
NM35	Otero County, New Mexico	1.6062640137%
NM36	Portales City, New Mexico	0.2248670805%
NM37	Quay County, New Mexico	0.4733520608%
NM38	Rio Arriba County, New Mexico	3.5113726662%
NM39	Rio Rancho City, New Mexico	2.3456255907%
NM40	Roosevelt County, New Mexico	0.3148139409%
NM41	Roswell City, New Mexico	1.4423383265%
NM42	San Juan County, New Mexico	2.4064498445%
NM43	San Miguel County, New Mexico	0.7151901194%
NM44	Sandoval County, New Mexico	1.9253935060%
NM45	Santa Fe City, New Mexico	4.5408953413%
NM46	Santa Fe County, New Mexico	3.5143193357%
NM47	Sierra County, New Mexico	1.0308488455%
NM48	Socorro County, New Mexico	0.7363065077%

Allocations are subject to change pursuant to a State-Subdivision Agreement, Allocation Statute, Statutory Trust, or voluntary redistribution.

NM49	Sunland Park City, New Mexico	0.2012417097%
NM50	Taos County, New Mexico	1.7429125688%
NM51	Torrance County, New Mexico	0.7071523256%
NM52	Union County, New Mexico	0.1108929666%
NM53	Valencia County, New Mexico	2.7716079380%

NY1 Albany City, New York
 NY2 Albany County, New York
 NY3 Allegany County, New York
 NY4 Broome County, New York
 NY5 Buffalo City, New York
 NY6 Cattaraugus County, New York
 NY7 Cayuga County, New York
 NY8 Chautauqua County, New York
 NY9 Chemung County, New York
 NY10 Chenango County, New York
 NY11 Clinton County, New York
 NY12 Columbia County, New York
 NY13 Cortland County, New York
 NY14 Delaware County, New York
 NY15 Dutchess County, New York
 NY16 Erie County, New York
 NY17 Essex County, New York
 NY18 Franklin County, New York
 NY19 Fulton County, New York
 NY20 Genesee County, New York
 NY21 Greene County, New York
 NY22 Hamilton County, New York
 NY23 Herkimer County, New York
 NY24 Jefferson County, New York
 NY25 Lewis County, New York
 NY26 Livingston County, New York
 NY27 Madison County, New York
 NY28 Monroe County, New York
 NY29 Montgomery County, New York
 NY30 Nassau County, New York
 NY31 New York City, New York
 NY32 Niagara County, New York
 NY33 Oneida County, New York
 NY34 Onondaga County, New York
 NY35 Ontario County, New York
 NY36 Orange County, New York
 NY37 Orleans County, New York
 NY38 Oswego County, New York
 NY39 Otsego County, New York
 NY40 Putnam County, New York
 NY41 Rensselaer County, New York
 NY42 Rochester City, New York
 NY43 Rockland County, New York
 NY44 Saratoga County, New York

Allocations in New
 York will be made in
 accordance with the
 New York
 Agreement.

NY45 Schenectady County, New York
NY46 Schoharie County, New York
NY47 Schuyler County, New York
NY48 Seneca County, New York
NY49 St Lawrence County, New York
NY50 Steuben County, New York
NY51 Suffolk County, New York
NY52 Sullivan County, New York
NY53 Syracuse City, New York
NY54 Tioga County, New York
NY55 Tompkins County, New York
NY56 Ulster County, New York
NY57 Warren County, New York
NY58 Washington County, New York
NY59 Wayne County, New York
NY60 Westchester County, New York
NY61 Wyoming County, New York
NY62 Yates County, New York
NY63 Yonkers City, New York

Allocations in New
York will be made in
accordance with the
New York
Agreement.

NC1	Alamance County, North Carolina	1.3780289676%
NC2	Alexander County, North Carolina	0.5100078796%
NC3	Alleghany County, North Carolina	0.1490905989%
NC4	Anson County, North Carolina	0.1821929604%
NC5	Ashe County, North Carolina	0.3386391883%
NC6	Asheville City, North Carolina	0.2358147243%
NC7	Avery County, North Carolina	0.2659967669%
NC8	Beaufort County, North Carolina	0.4778884349%
NC9	Bertie County, North Carolina	0.1394685751%
NC10	Bladen County, North Carolina	0.4292178095%
NC11	Brunswick County, North Carolina	2.1132385076%
NC12	Buncombe County, North Carolina	2.5115878573%
NC13	Burke County, North Carolina	2.0901968270%
NC14	Cabarrus County, North Carolina	1.6695734466%
NC15	Caldwell County, North Carolina	1.2763011462%
NC16	Camden County, North Carolina	0.0730364004%
NC17	Canton Town, North Carolina	0.0114538232%
NC18	Carteret County, North Carolina	1.1284655939%
NC19	Cary Town, North Carolina	0.1441516454%
NC20	Caswell County, North Carolina	0.1729202375%
NC21	Catawba County, North Carolina	2.0726952227%
NC22	Charlotte City, North Carolina	1.2474838144%
NC23	Chatham County, North Carolina	0.4498143831%
NC24	Cherokee County, North Carolina	0.7827591529%
NC25	Chowan County, North Carolina	0.1137055961%
NC26	Clay County, North Carolina	0.2244299489%
NC27	Cleveland County, North Carolina	1.1199280277%
NC28	Columbus County, North Carolina	1.2209369390%
NC29	Concord City, North Carolina	0.2274558703%
NC30	Craven County, North Carolina	1.3368601902%
NC31	Cumberland County, North Carolina	2.6372996596%
NC32	Currituck County, North Carolina	0.1867785513%
NC33	Dare County, North Carolina	0.5331267313%
NC34	Davidson County, North Carolina	1.9402695304%
NC35	Davie County, North Carolina	0.5131475269%
NC36	Duplin County, North Carolina	0.3827851474%
NC37	Durham City, North Carolina	0.3804050267%
NC38	Durham County, North Carolina	1.7979943624%
NC39	Edgecombe County, North Carolina	0.4171019390%
NC40	Fayetteville City, North Carolina	0.3097690552%
NC41	Forsyth County, North Carolina	3.0684508095%
NC42	Franklin County, North Carolina	0.5005036433%
NC43	Gaston County, North Carolina	3.0981738869%
NC44	Gastonia City, North Carolina	0.2577638238%
NC45	Gates County, North Carolina	0.0795675166%
NC46	Graham County, North Carolina	0.1834845617%
NC47	Granville County, North Carolina	0.5901034093%
NC48	Greene County, North Carolina	0.1232748186%
NC49	Greensboro City, North Carolina	0.5273916964%

NC50	Greenville City, North Carolina	0.1626564747%
NC51	Guilford County, North Carolina	3.3750152311%
NC52	Halifax County, North Carolina	0.4531611740%
NC53	Harnett County, North Carolina	0.9889807722%
NC54	Haywood County, North Carolina	0.8033151101%
NC55	Henderson City, North Carolina	0.0322534788%
NC56	Henderson County, North Carolina	1.3815950870%
NC57	Hertford County, North Carolina	0.2068430501%
NC58	Hickory City, North Carolina	0.0948758357%
NC59	High Point City, North Carolina	0.2064287629%
NC60	Hoke County, North Carolina	0.3324858046%
NC61	Hyde County, North Carolina	0.0272373541%
NC62	Iredell County, North Carolina	2.1159313745%
NC63	Jackson County, North Carolina	0.5077577313%
NC64	Jacksonville City, North Carolina	0.0950098698%
NC65	Johnston County, North Carolina	1.2508874682%
NC66	Jones County, North Carolina	0.0879669870%
NC67	Lee County, North Carolina	0.6531156836%
NC68	Lenoir County, North Carolina	0.6042825926%
NC69	Lincoln County, North Carolina	0.9268336271%
NC70	Macon County, North Carolina	0.2377764961%
NC71	Madison County, North Carolina	0.2328822206%
NC72	Martin County, North Carolina	0.5875445765%
NC73	McDowell County, North Carolina	0.4667676661%
NC74	Mecklenburg County, North Carolina	5.0383012599%
NC75	Mitchell County, North Carolina	0.3093141516%
NC76	Montgomery County, North Carolina	0.2260505430%
NC77	Moore County, North Carolina	0.9717391128%
NC78	Nash County, North Carolina	0.8456536396%
NC79	New Hanover County, North Carolina	2.8972648920%
NC80	Northampton County, North Carolina	0.1209962389%
NC81	Onslow County, North Carolina	1.6440013647%
NC82	Orange County, North Carolina	1.0558394190%
NC83	Pamlico County, North Carolina	0.1199361510%
NC84	Pasquotank County, North Carolina	0.3748162108%
NC85	Pender County, North Carolina	0.5857493319%
NC86	Perquimans County, North Carolina	0.1118331803%
NC87	Person County, North Carolina	0.4030242967%
NC88	Pitt County, North Carolina	1.3690080664%
NC89	Polk County, North Carolina	0.2661429860%
NC90	Raleigh City, North Carolina	0.5667246127%
NC91	Randolph County, North Carolina	1.5254339862%
NC92	Richmond County, North Carolina	0.7491328400%
NC93	Robeson County, North Carolina	1.3597353436%
NC94	Rockingham County, North Carolina	1.3653688375%
NC95	Rowan County, North Carolina	2.3352192879%
NC96	Rutherford County, North Carolina	0.9289416180%
NC97	Sampson County, North Carolina	0.6195137405%
NC98	Scotland County, North Carolina	0.4491482742%

NC99	Stanly County, North Carolina	0.7249742086%
NC100	Stokes County, North Carolina	0.6239531124%
NC101	Surry County, North Carolina	1.4108267061%
NC102	Swain County, North Carolina	0.2811629286%
NC103	Transylvania County, North Carolina	0.4975955095%
NC104	Tyrrell County, North Carolina	0.0414409072%
NC105	Union County, North Carolina	1.4667026799%
NC106	Vance County, North Carolina	0.5362582553%
NC107	Wake County, North Carolina	4.9024556672%
NC108	Warren County, North Carolina	0.1063905835%
NC109	Washington County, North Carolina	0.0747707205%
NC110	Watauga County, North Carolina	0.4696757999%
NC111	Wayne County, North Carolina	0.9706993331%
NC112	Wilkes County, North Carolina	1.9971771606%
NC113	Wilmington City, North Carolina	0.1194974940%
NC114	Wilson County, North Carolina	0.6464708415%
NC115	Winston-Salem City, North Carolina	0.4944599238%
NC116	Yadkin County, North Carolina	0.5621471451%
NC117	Yancey County, North Carolina	0.3821149769%

Allocations are subject to change pursuant to a State-Subdivision Agreement, Allocation Statute, Statutory Trust, or voluntary redistribution.

ND1	Adams County, North Dakota	0.3266859369%
ND2	Barnes County, North Dakota	1.1596409120%
ND3	Benson County, North Dakota	0.8243618844%
ND4	Billings County, North Dakota	0.0531198558%
ND5	Bismarck City, North Dakota	7.8720018475%
ND6	Bottineau County, North Dakota	0.6564106964%
ND7	Bowman County, North Dakota	0.3537618912%
ND8	Burke County, North Dakota	0.1340272238%
ND9	Burleigh County, North Dakota	5.9258321732%
ND10	Cass County, North Dakota	9.2593207065%
ND11	Cavalier County, North Dakota	0.4775832577%
ND12	Devils Lake City, North Dakota	0.3622623619%
ND13	Dickey County, North Dakota	0.6064663883%
ND14	Dickinson City, North Dakota	1.0573324109%
ND15	Divide County, North Dakota	0.1925705034%
ND16	Dunn County, North Dakota	0.5017615248%
ND17	Eddy County, North Dakota	0.2227970127%
ND18	Emmons County, North Dakota	0.7218887252%
ND19	Fargo City, North Dakota	12.8639966005%
ND20	Foster County, North Dakota	0.3938546507%
ND21	Golden Valley County, North Dakota	0.2278631874%
ND22	Grand Forks City, North Dakota	7.1999971538%
ND23	Grand Forks County, North Dakota	5.4639296523%
ND24	Grant County, North Dakota	0.2093626818%
ND25	Griggs County, North Dakota	0.2073426807%
ND26	Hettinger County, North Dakota	0.2096684753%
ND27	Jamestown City, North Dakota	0.7024664288%
ND28	Kidder County, North Dakota	0.3074782839%
ND29	La Moure County, North Dakota	0.3036088203%
ND30	Lisbon City, North Dakota	0.1372424658%
ND31	Logan County, North Dakota	0.1641331799%
ND32	Mandan City, North Dakota	1.1262932510%
ND33	McHenry County, North Dakota	0.3973374621%
ND34	McIntosh County, North Dakota	0.2870077627%
ND35	McKenzie County, North Dakota	1.2312553926%
ND36	McLean County, North Dakota	1.1384661837%
ND37	Mercer County, North Dakota	1.1241071216%
ND38	Minot City, North Dakota	2.8909627339%
ND39	Morton County, North Dakota	2.6703636118%
ND40	Mountrail County, North Dakota	1.1142893867%
ND41	Nelson County, North Dakota	0.4740975060%
ND42	Oliver County, North Dakota	0.2228234756%
ND43	Pembina County, North Dakota	1.2530005434%
ND44	Pierce County, North Dakota	0.7284574044%
ND45	Ramsey County, North Dakota	1.2734343106%
ND46	Ransom County, North Dakota	0.6183673413%
ND47	Renville County, North Dakota	0.2860845016%
ND48	Richland County, North Dakota	2.4309493698%
ND49	Rolette County, North Dakota	1.8198034592%

Allocations are subject to change pursuant to a State-Subdivision Agreement, Allocation Statute, Statutory Trust, or voluntary redistribution.

ND50	Sargent County, North Dakota	0.5773674924%
ND51	Sheridan County, North Dakota	0.0895886685%
ND52	Sioux County, North Dakota	0.6666209643%
ND53	Slope County, North Dakota	0.0470907257%
ND54	Stark County, North Dakota	3.3526741338%
ND55	Steele County, North Dakota	0.2434939387%
ND56	Stutsman County, North Dakota	1.9758860377%
ND57	Towner County, North Dakota	0.1807489391%
ND58	Traill County, North Dakota	1.0587643476%
ND59	Walsh County, North Dakota	2.0521094729%
ND60	Ward County, North Dakota	3.4849842097%
ND61	Wells County, North Dakota	0.4346604383%
ND62	West Fargo City, North Dakota	1.8417059171%
ND63	Williams County, North Dakota	2.3067369406%
ND64	Williston City, North Dakota	1.5016973817%

OH1	Aberdeen Village, Ohio	0.0087437716%
OH2	Ada Village, Ohio	0.0077636351%
OH3	Adams County, Ohio	0.3473544585%
OH4	Adams Township, Champaign County, Ohio	0.0001374611%
OH5	Adams Township, Clinton County, Ohio	0.0003122525%
OH6	Adams Township, Darke County, Ohio	0.0016731027%
OH7	Adams Township, Monroe County, Ohio	0.0000311703%
OH8	Adams Township, Muskingum County, Ohio	0.0001003092%
OH9	Adams Township, Seneca County, Ohio	0.0003810303%
OH10	Adams Township, Washington County, Ohio	0.0001169753%
OH11	Adamsville Village, Ohio	0.0000910884%
OH12	Addyston Village, Ohio	0.0025217854%
OH13	Adelphi Village, Ohio	0.0020068066%
OH14	Adena Village, Ohio	0.0003568983%
OH15	Aid Township, Ohio	0.0003303244%
OH16	Akron City, Ohio	0.8812077621%
OH17	Albany Village, Ohio	0.0019488925%
OH18	Alexander Township, Ohio	0.0001250626%
OH19	Alexandria Village, Ohio	0.0005560173%
OH20	Alger Village, Ohio	0.0005166462%
OH21	Allen County, Ohio	0.4092999560%
OH22	Allen Township, Darke County, Ohio	0.0006643202%
OH23	Allen Township, Hancock County, Ohio	0.0005903230%
OH24	Allen Township, Ottawa County, Ohio	0.0005976710%
OH25	Allen Township, Union County, Ohio	0.0028518922%
OH26	Alliance City, Ohio	0.0889490116%
OH27	Amanda Township, Fairfield County, Ohio	0.0018577114%
OH28	Amanda Township, Hancock County, Ohio	0.0001616361%
OH29	Amanda Village, Ohio	0.0005782400%
OH30	Amberley Village, Ohio	0.0192140009%
OH31	Amboy Township, Ohio	0.0017244001%
OH32	Amelia Village, Ohio	0.0138770427%
OH33	American Township, Ohio	0.0193901533%
OH34	Ames Township, Ohio	0.0004272973%
OH35	Amesville Village, Ohio	0.0000937970%
OH36	Amherst City, Ohio	0.0344767089%
OH37	Amherst Township, Ohio	0.0134400730%
OH38	Amsterdam Village, Ohio	0.0003984552%
OH39	Anderson Township, Ohio	0.0760877775%
OH40	Andover Township, Ohio	0.0010566751%
OH41	Andover Village, Ohio	0.0040505880%
OH42	Anna Village, Ohio	0.0028751504%
OH43	Ansonia Village, Ohio	0.0014885693%
OH44	Antioch Village, Ohio	0.0000311703%

OH45	Antwerp Village, Ohio	0.0009282725%
OH46	Apple Creek Village, Ohio	0.0004832518%
OH47	Aquilla Village, Ohio	0.0000095709%
OH48	Arcadia Village, Ohio	0.0000210830%
OH49	Arcanum Village, Ohio	0.0034200188%
OH50	Archbold Village, Ohio	0.0168893369%
OH51	Arlington Heights Village, Ohio	0.0024048815%
OH52	Arlington Village, Ohio	0.0017280808%
OH53	Ashland City, Ohio	0.0677959091%
OH54	Ashland County, Ohio	0.2064379332%
OH55	Ashley Village, Ohio	0.0012125812%
OH56	Ashtabula City, Ohio	0.0931048204%
OH57	Ashtabula County, Ohio	0.7429130666%
OH58	Ashtabula Township, Ohio	0.0174821031%
OH59	Ashville Village, Ohio	0.0024582550%
OH60	Athalia Village, Ohio	0.0000173855%
OH61	Athens City, Ohio	0.0700871751%
OH62	Athens County, Ohio	0.4584170235%
OH63	Athens Township, Athens County, Ohio	0.0025846274%
OH64	Athens Township, Harrison County, Ohio	0.0003148983%
OH65	Attica Village, Ohio	0.0007921419%
OH66	Atwater Township, Ohio	0.0004753019%
OH67	Auburn Township, Crawford County, Ohio	0.0007613308%
OH68	Auburn Township, Geauga County, Ohio	0.0067953249%
OH69	Auburn Township, Tuscarawas County, Ohio	0.0000098536%
OH70	Auglaize County, Ohio	0.1648586210%
OH71	Auglaize Township, Allen County, Ohio	0.0010226874%
OH72	Auglaize Township, Paulding County, Ohio	0.0000730923%
OH73	Augusta Township, Ohio	0.0004684152%
OH74	Aurelius Township, Ohio	0.0000083554%
OH75	Aurora City, Ohio	0.0294524674%
OH76	Austinburg Township, Ohio	0.0004813742%
OH77	Austintown Township, Ohio	0.0890063352%
OH78	Avon City, Ohio	0.0729757005%
OH79	Avon Lake City, Ohio	0.0663140992%
OH80	Bailey Lakes Village, Ohio	0.0000813388%
OH81	Bainbridge Township, Ohio	0.0406379571%
OH82	Bainbridge Village, Ohio	0.0022724133%
OH83	Bairdstown Village, Ohio	0.0000612234%
OH84	Ballville Township, Ohio	0.0021521086%
OH85	Baltic Village, Ohio	0.0009410120%
OH86	Baltimore Village, Ohio	0.0031532207%
OH87	Barberton City, Ohio	0.1164193916%
OH88	Barlow Township, Ohio	0.0003258598%

OH89	Barnesville Village, Ohio	0.0106861443%
OH90	Barnhill Village, Ohio	0.0006601909%
OH91	Bartlow Township, Ohio	0.0001082864%
OH92	Batavia Township, Ohio	0.0000517157%
OH93	Batavia Village, Ohio	0.0047750818%
OH94	Batesville Village, Ohio	0.0000517432%
OH95	Bath Township, Allen County, Ohio	0.0088564730%
OH96	Bath Township, Greene County, Ohio	0.0001754181%
OH97	Bath Township, Summit County, Ohio	0.0489522386%
OH98	Baughman Township, Ohio	0.0001353105%
OH99	Bay Township, Ohio	0.0000549583%
OH100	Bay View Village, Ohio	0.0012986334%
OH101	Bay Village City, Ohio	0.0295102794%
OH102	Bazetta Township, Ohio	0.0331455317%
OH103	Beach City Village, Ohio	0.0006531299%
OH104	Beachwood City, Ohio	0.0573216138%
OH105	Beallsville Village, Ohio	0.0001580913%
OH106	Bearfield Township, Ohio	0.0005486478%
OH107	Beaver Township, Mahoning County, Ohio	0.0148139167%
OH108	Beaver Township, Pike County, Ohio	0.0003380168%
OH109	Beaver Village, Ohio	0.0001859093%
OH110	Beavercreek City, Ohio	0.0843658046%
OH111	Beavercreek Township, Ohio	0.1348759090%
OH112	Beaverdam Village, Ohio	0.0000749971%
OH113	Bedford City, Ohio	0.0429793572%
OH114	Bedford Heights City, Ohio	0.0386687782%
OH115	Bedford Township, Ohio	0.0000306151%
OH116	Bellaire Village, Ohio	0.0010264323%
OH117	Bellbrook City, Ohio	0.0237949542%
OH118	Belle Center Village, Ohio	0.0005231767%
OH119	Belle Valley Village, Ohio	0.0001073626%
OH120	Bellefontaine City, Ohio	0.0729400123%
OH121	Bellevue City, Ohio	0.0299834456%
OH122	Bellville Village, Ohio	0.0011239941%
OH123	Belmont County, Ohio	0.4904799617%
OH124	Belmont Village, Ohio	0.0011248573%
OH125	Belmore Village, Ohio	0.0002483511%
OH126	Beloit Village, Ohio	0.0037587550%
OH127	Belpre City, Ohio	0.0099429019%
OH128	Belpre Township, Ohio	0.0009358025%
OH129	Bennington Township, Licking County, Ohio	0.0005560173%
OH130	Bennington Township, Morrow County, Ohio	0.0001476031%
OH131	Bentleyville Village, Ohio	0.0019992236%
OH132	Benton Ridge Village, Ohio	0.0000914068%

OH133	Benton Township, Hocking County, Ohio	0.0001089904%
OH134	Benton Township, Ottawa County, Ohio	0.0007968947%
OH135	Benton Township, Paulding County, Ohio	0.0002485139%
OH136	Benton Township, Pike County, Ohio	0.0003718185%
OH137	Berea City, Ohio	0.0293403849%
OH138	Bergholz Village, Ohio	0.0002390731%
OH139	Berkey Village, Ohio	0.0003639406%
OH140	Berkshire Township, Ohio	0.0000742397%
OH141	Berlin Heights Village, Ohio	0.0009142379%
OH142	Berlin Township, Delaware County, Ohio	0.0000164977%
OH143	Berlin Township, Erie County, Ohio	0.0001350579%
OH144	Berlin Township, Holmes County, Ohio	0.0000814306%
OH145	Berlin Township, Mahoning County, Ohio	0.0014985886%
OH146	Bern Township, Ohio	0.0001354845%
OH147	Berne Township, Ohio	0.0001629571%
OH148	Bethel Township, Clark County, Ohio	0.0138134025%
OH149	Bethel Township, Monroe County, Ohio	0.0000498724%
OH150	Bethel Village, Ohio	0.0057576798%
OH151	Bethesda Village, Ohio	0.0006889751%
OH152	Bethlehem Township, Coshocton County, Ohio	0.0000765378%
OH153	Bethlehem Township, Stark County, Ohio	0.0015140738%
OH154	Bettsville Village, Ohio	0.0009525757%
OH155	Beverly Village, Ohio	0.0019551589%
OH156	Bexley City, Ohio	0.0458668476%
OH157	Big Island Township, Ohio	0.0005578783%
OH158	Black Creek Township, Ohio	0.0001534027%
OH159	Blakeslee Village, Ohio	0.0000628635%
OH160	Blanchard Township, Hancock County, Ohio	0.0001475808%
OH161	Blanchard Township, Putnam County, Ohio	0.0006457128%
OH162	Blanchester Village, Ohio	0.0114641267%
OH163	Blendon Township, Ohio	0.0282639366%
OH164	Bloom Township, Fairfield County, Ohio	0.0118551321%
OH165	Bloom Township, Morgan County, Ohio	0.0001713719%
OH166	Bloom Township, Scioto County, Ohio	0.0000852977%
OH167	Bloom Township, Seneca County, Ohio	0.0009926842%
OH168	Bloomdale Village, Ohio	0.0005693772%
OH169	Bloomfield Township, Jackson County, Ohio	0.0013260530%
OH170	Bloomfield Township, Logan County, Ohio	0.0000099754%
OH171	Bloomingburg Village, Ohio	0.0002078369%
OH172	Bloomington Village, Ohio	0.0002231349%
OH173	Bloomington Township, Ohio	0.0001784118%
OH174	Bloomville Village, Ohio	0.0004411930%
OH175	Blue Ash City, Ohio	0.0851895858%

OH176	Blue Creek Township, Ohio	0.0000767469%
OH177	Blue Rock Township, Ohio	0.0001103402%
OH178	Bluffton Village, Ohio	0.0052836661%
OH179	Boardman Township, Ohio	0.1408673271%
OH180	Bokescreek Township, Ohio	0.0013367015%
OH181	Bolivar Village, Ohio	0.0004434118%
OH182	Boston Heights Village, Ohio	0.0077201699%
OH183	Boston Township, Ohio	0.0003662503%
OH184	Botkins Village, Ohio	0.0019522626%
OH185	Bowerston Village, Ohio	0.0000572542%
OH186	Bowersville Village, Ohio	0.0000916319%
OH187	Bowling Green City, Ohio	0.0752741164%
OH188	Bowling Green Township, Ohio	0.0000370678%
OH189	Braceville Township, Ohio	0.0037680877%
OH190	Bradford Village, Ohio	0.0028661348%
OH191	Bradner Village, Ohio	0.0009183503%
OH192	Brady Lake Village, Ohio	0.0002559318%
OH193	Brady Township, Ohio	0.0005029083%
OH194	Bratenahl Village, Ohio	0.0051323943%
OH195	Bratton Township, Ohio	0.0000790580%
OH196	Brecksville City, Ohio	0.0241013127%
OH197	Bremen Village, Ohio	0.0006844200%
OH198	Brewster Village, Ohio	0.0058880648%
OH199	Brice Village, Ohio	0.0005574892%
OH200	Bridgeport Village, Ohio	0.0050477971%
OH201	Bridgewater Township, Ohio	0.0004164709%
OH202	Brighton Township, Ohio	0.0000194784%
OH203	Brimfield Township, Ohio	0.0111960000%
OH204	Bristol Township, Morgan County, Ohio	0.0001285289%
OH205	Bristol Township, Trumbull County, Ohio	0.0252513027%
OH206	Broadview Heights City, Ohio	0.0226789401%
OH207	Bronson Township, Ohio	0.0009334281%
OH208	Brook Park City, Ohio	0.0389572037%
OH209	Brookfield Township, Noble County, Ohio	0.0000517432%
OH210	Brookfield Township, Trumbull County, Ohio	0.0346459468%
OH211	Brooklyn City, Ohio	0.0212407634%
OH212	Brooklyn Heights Village, Ohio	0.0100909430%
OH213	Brookside Village, Ohio	0.0001124857%
OH214	Brookville City, Ohio	0.0216648650%
OH215	Broughton Village, Ohio	0.0000073092%
OH216	Brown County, Ohio	0.4653422837%
OH217	Brown Township, Carroll County, Ohio	0.0009477238%
OH218	Brown Township, Darke County, Ohio	0.0007873425%
OH219	Brown Township, Delaware County, Ohio	0.0000082489%
OH220	Brown Township, Franklin County, Ohio	0.0003894787%
OH221	Brown Township, Knox County, Ohio	0.0039027192%
OH222	Brown Township, Miami County, Ohio	0.0006132702%

OH223	Brown Township, Paulding County, Ohio	0.0001315662%
OH224	Brown Township, Vinton County, Ohio	0.0000390135%
OH225	Brunswick City, Ohio	0.1197413086%
OH226	Brunswick Hills Township, Ohio	0.0200631640%
OH227	Brush Creek Township, Jefferson County, Ohio	0.0001275057%
OH228	Brush Creek Township, Scioto County, Ohio	0.0011088700%
OH229	Brushcreek Township, Ohio	0.0059850824%
OH230	Bryan City, Ohio	0.0285400457%
OH231	Buchtel Village, Ohio	0.0001849243%
OH232	Buckeye Lake Village, Ohio	0.0040562680%
OH233	Buckland Village, Ohio	0.0001068314%
OH234	Bucks Township, Ohio	0.0002857543%
OH235	Bucyrus City, Ohio	0.0467130847%
OH236	Bucyrus Township, Ohio	0.0002175231%
OH237	Buffalo Township, Ohio	0.0000689910%
OH238	Burbank Village, Ohio	0.0001559017%
OH239	Burgoon Village, Ohio	0.0001532454%
OH240	Burkettsville Village, Ohio	0.0000203512%
OH241	Burlington Township, Ohio	0.0012973736%
OH242	Burton Township, Ohio	0.0022682986%
OH243	Burton Village, Ohio	0.0036177927%
OH244	Butler County, Ohio	2.6887406714%
OH245	Butler Township, Columbiana County, Ohio	0.0017704304%
OH246	Butler Township, Darke County, Ohio	0.0006643202%
OH247	Butler Township, Mercer County, Ohio	0.0021025197%
OH248	Butler Township, Montgomery County, Ohio	0.0308007959%
OH249	Butler Township, Richland County, Ohio	0.0003925059%
OH250	Butler Village, Ohio	0.0004817118%
OH251	Butlerville Village, Ohio	0.0001866800%
OH252	Byesville Village, Ohio	0.0018493145%
OH253	Byrd Township, Ohio	0.0018293707%
OH254	Cadiz Township, Ohio	0.0013359320%
OH255	Cadiz Village, Ohio	0.0042081859%
OH256	Caesarscreek Township, Ohio	0.0004643421%
OH257	Cairo Village, Ohio	0.0000409075%
OH258	Caldwell Village, Ohio	0.0017937650%
OH259	Caledonia Village, Ohio	0.0007098142%
OH260	Cambridge City, Ohio	0.0668200845%
OH261	Cambridge Township, Ohio	0.0000951853%
OH262	Camden Township, Ohio	0.0003116539%
OH263	Camden Village, Ohio	0.0031099397%
OH264	Camp Creek Township, Ohio	0.0001943597%
OH265	Campbell City, Ohio	0.0206854359%
OH266	Canaan Township, Morrow County, Ohio	0.0000885618%

OH267	Canaan Township, Wayne County, Ohio	0.0002435589%
OH268	Canal Fulton City, Ohio	0.0143391696%
OH269	Canal Winchester City, Ohio	0.0017001990%
OH270	Canfield City, Ohio	0.0340253310%
OH271	Canfield Township, Ohio	0.0024198521%
OH272	Canton City, Ohio	0.4906093929%
OH273	Canton Township, Ohio	0.0238293446%
OH274	Cardington Village, Ohio	0.0026450469%
OH275	Carey Village, Ohio	0.0048237347%
OH276	Carlisle Township, Ohio	0.0046455904%
OH277	Carlisle Village, Ohio	0.0081658806%
OH278	Carroll County, Ohio	0.1274960868%
OH279	Carroll Township, Ohio	0.0031394902%
OH280	Carroll Village, Ohio	0.0008718207%
OH281	Carrollton Village, Ohio	0.0061329714%
OH282	Carryall Township, Ohio	0.0000511646%
OH283	Carthage Township, Ohio	0.0002397033%
OH284	Cass Township, Muskingum County, Ohio	0.0002006185%
OH285	Cass Township, Richland County, Ohio	0.0007850118%
OH286	Casstown Village, Ohio	0.0005337723%
OH287	Castalia Village, Ohio	0.0011427974%
OH288	Castine Village, Ohio	0.0005289957%
OH289	Catawba Island Township, Ohio	0.0060247984%
OH290	Catawba Village, Ohio	0.0002313575%
OH291	Cecil Village, Ohio	0.0000109638%
OH292	Cedarville Township, Ohio	0.0036837809%
OH293	Cedarville Village, Ohio	0.0036321873%
OH294	Celina City, Ohio	0.0165674940%
OH295	Center Township, Carroll County, Ohio	0.0001634007%
OH296	Center Township, Columbiana County, Ohio	0.0003327877%
OH297	Center Township, Guernsey County, Ohio	0.0001903706%
OH298	Center Township, Mercer County, Ohio	0.0004241134%
OH299	Center Township, Monroe County, Ohio	0.0005361288%
OH300	Center Township, Morgan County, Ohio	0.0000535537%
OH301	Center Township, Noble County, Ohio	0.0001724774%
OH302	Center Township, Williams County, Ohio	0.0005107662%
OH303	Center Township, Wood County, Ohio	0.0002510158%
OH304	Centerburg Village, Ohio	0.0041342364%
OH305	Centerville City, Ohio	0.0591550598%
OH306	Centerville Village, Ohio	0.0005060807%
OH307	Cessna Township, Ohio	0.0001110677%
OH308	Chagrin Falls Township, Ohio	0.0000039510%
OH309	Chagrin Falls Village, Ohio	0.0125168784%
OH310	Champaign County, Ohio	0.2269483026%
OH311	Champion Township, Ohio	0.0283714840%
OH312	Chardon City, Ohio	0.0479405386%
OH313	Chardon Township, Ohio	0.0039336317%

OH314	Charlestown Township, Ohio	0.0000121872%
OH315	Chatfield Township, Ohio	0.0008265878%
OH316	Chatfield Village, Ohio	0.0000870092%
OH317	Chatham Township, Ohio	0.0003778818%
OH318	Chauncey Village, Ohio	0.0000833751%
OH319	Cherry Fork Village, Ohio	0.0004264208%
OH320	Cherry Valley Township, Ohio	0.0004696334%
OH321	Chesapeake Village, Ohio	0.0021905725%
OH322	Cheshire Township, Ohio	0.0010496489%
OH323	Cheshire Village, Ohio	0.0001686936%
OH324	Chester Township, Clinton County, Ohio	0.0019181224%
OH325	Chester Township, Geauga County, Ohio	0.0252766944%
OH326	Chester Township, Morrow County, Ohio	0.0005136587%
OH327	Chester Township, Wayne County, Ohio	0.0004213956%
OH328	Chesterhill Village, Ohio	0.0000958805%
OH329	Chesterville Village, Ohio	0.0000531371%
OH330	Cheviot City, Ohio	0.0177109500%
OH331	Chickasaw Village, Ohio	0.0003251707%
OH332	Chillicothe City, Ohio	0.3116747707%
OH333	Chilo Village, Ohio	0.0001537865%
OH334	Chippewa Lake Village, Ohio	0.0005077787%
OH335	Chippewa Township, Ohio	0.0025863636%
OH336	Christiansburg Village, Ohio	0.0002537744%
OH337	Cincinnati City, Ohio	1.9225774768%
OH338	Circleville City, Ohio	0.3452050773%
OH339	Circleville Township, Ohio	0.0006412839%
OH340	Claibourne Township, Ohio	0.0000211028%
OH341	Claridon Township, Ohio	0.0025745668%
OH342	Clarington Village, Ohio	0.0000498724%
OH343	Clark County, Ohio	1.2151983585%
OH344	Clark Township, Brown County, Ohio	0.0053640868%
OH345	Clark Township, Clinton County, Ohio	0.0010928837%
OH346	Clarksburg Village, Ohio	0.0000295119%
OH347	Clarksfield Township, Ohio	0.0007412517%
OH348	Clarksville Village, Ohio	0.0004237712%
OH349	Clay Center Village, Ohio	0.0000618280%
OH350	Clay Township, Auglaize County, Ohio	0.0004451307%
OH351	Clay Township, Highland County, Ohio	0.0003613635%
OH352	Clay Township, Montgomery County, Ohio	0.0058148642%
OH353	Clay Township, Muskingum County, Ohio	0.0004012369%
OH354	Clay Township, Ottawa County, Ohio	0.0026311263%
OH355	Clay Township, Scioto County, Ohio	0.0064826249%
OH356	Clay Township, Tuscarawas County, Ohio	0.0000492680%
OH357	Clayton City, Ohio	0.0375148659%
OH358	Clayton Township, Ohio	0.0004303120%
OH359	Clear Creek Township, Ohio	0.0874295648%
OH360	Clearcreek Township, Ohio	0.0010918129%

OH361	Clermont County, Ohio	1.9148422650%
OH362	Cleveland City, Ohio	1.8006406770%
OH363	Cleveland Heights City, Ohio	0.0861404621%
OH364	Cleves Village, Ohio	0.0031981583%
OH365	Clifton Village, Ohio	0.0002996729%
OH366	Clinton County, Ohio	0.4003299792%
OH367	Clinton Township, Franklin County, Ohio	0.0107832149%
OH368	Clinton Township, Fulton County, Ohio	0.0006481787%
OH369	Clinton Township, Seneca County, Ohio	0.0007420064%
OH370	Clinton Township, Shelby County, Ohio	0.0005501831%
OH371	Clinton Township, Vinton County, Ohio	0.0002860993%
OH372	Clinton Township, Wayne County, Ohio	0.0001933007%
OH373	Clinton Village, Ohio	0.0011373034%
OH374	Cloverdale Village, Ohio	0.0001986809%
OH375	Clyde City, Ohio	0.0219912947%
OH376	Coal Grove Village, Ohio	0.0050070228%
OH377	Coal Township, Jackson County, Ohio	0.0004972699%
OH378	Coal Township, Perry County, Ohio	0.0003550074%
OH379	Coalton Village, Ohio	0.0024310971%
OH380	Coitsville Township, Ohio	0.0048028536%
OH381	Coldwater Village, Ohio	0.0054593322%
OH382	Colerain Township, Belmont County, Ohio	0.0006046108%
OH383	Colerain Township, Hamilton County, Ohio	0.1398087860%
OH384	College Corner Village, Ohio	0.0022611881%
OH385	College Township, Ohio	0.0028608916%
OH386	Columbia Township, Hamilton County, Ohio	0.0091268592%
OH387	Columbia Township, Lorain County, Ohio	0.0044508068%
OH388	Columbia Township, Meigs County, Ohio	0.0000676625%
OH389	Columbiana City, Ohio	0.0212455929%
OH390	Columbiana County, Ohio	0.6832396894%
OH391	Columbus City, Ohio	4.0358741733%
OH392	Columbus Grove Village, Ohio	0.0013907661%
OH393	Commercial Point Village, Ohio	0.0008841945%
OH394	Concord Township, Delaware County, Ohio	0.0132064120%
OH395	Concord Township, Fayette County, Ohio	0.0003201811%
OH396	Concord Township, Highland County, Ohio	0.0000677557%
OH397	Concord Township, Lake County, Ohio	0.0329119594%
OH398	Concord Township, Miami County, Ohio	0.0048266640%
OH399	Concord Township, Ross County, Ohio	0.0034233759%
OH400	Conesville Village, Ohio	0.0001949904%
OH401	Congress Township, Morrow County, Ohio	0.0000354247%
OH402	Congress Township, Wayne County, Ohio	0.0000386601%

OH403	Congress Village, Ohio	0.0001394121%
OH404	Conneaut City, Ohio	0.0500864015%
OH405	Continental Village, Ohio	0.0013742094%
OH406	Convoy Village, Ohio	0.0015735393%
OH407	Coolville Village, Ohio	0.0002918128%
OH408	Copley Township, Ohio	0.0644889601%
OH409	Corning Village, Ohio	0.0010865378%
OH410	Cortland City, Ohio	0.0349699000%
OH411	Corwin Village, Ohio	0.0004993129%
OH412	Coshocton City, Ohio	0.0177337984%
OH413	Coshocton County, Ohio	0.1889793769%
OH414	Coventry Township, Ohio	0.0112670146%
OH415	Covington Village, Ohio	0.0077226624%
OH416	Craig Beach Village, Ohio	0.0004176394%
OH417	Cranberry Township, Ohio	0.0001631423%
OH418	Crane Township, Paulding County, Ohio	0.0001169477%
OH419	Crane Township, Wyandot County, Ohio	0.0005667045%
OH420	Crawford County, Ohio	0.2595376809%
OH421	Crawford Township, Coshocton County, Ohio	0.0002372670%
OH422	Crawford Township, Wyandot County, Ohio	0.0001079437%
OH423	Crestline Village, Ohio	0.0166501207%
OH424	Creston Village, Ohio	0.0007596505%
OH425	Cridersville Village, Ohio	0.0045581388%
OH426	Crooksville Village, Ohio	0.0043353934%
OH427	Crosby Township, Ohio	0.0044757516%
OH428	Cross Creek Township, Ohio	0.0061202713%
OH429	Crown City Village, Ohio	0.0005435682%
OH430	Cumberland Village, Ohio	0.0007050617%
OH431	Custar Village, Ohio	0.0000244893%
OH432	Cuyahoga Falls City, Ohio	0.1811685822%
OH433	Cuyahoga Heights Village, Ohio	0.0193798260%
OH434	Cygnets Village, Ohio	0.0002510158%
OH435	Cynthian Township, Ohio	0.0000266218%
OH436	Dallas Township, Ohio	0.0001522662%
OH437	Dalton Village, Ohio	0.0011945985%
OH438	Damascus Township, Ohio	0.0007850761%
OH439	Danbury Township, Ohio	0.0038539475%
OH440	Danville Village, Ohio	0.0021828768%
OH441	Darby Township, Madison County, Ohio	0.0011346056%
OH442	Darby Township, Union County, Ohio	0.0004220559%
OH443	Darbyville Village, Ohio	0.0000242911%
OH444	Darke County, Ohio	0.2651621760%
OH445	Dayton City, Ohio	1.3353086202%
OH446	De Graff Village, Ohio	0.0013067754%

OH447	Decatur Township, Lawrence County, Ohio	0.0001043130%
OH448	Decatur Township, Washington County, Ohio	0.0001169753%
OH449	Deer Park City, Ohio	0.0107468140%
OH450	Deercreek Township, Ohio	0.0004275226%
OH451	Deerfield Township, Portage County, Ohio	0.0008693556%
OH452	Deerfield Township, Ross County, Ohio	0.0015346168%
OH453	Deerfield Township, Warren County, Ohio	0.1151454582%
OH454	Deersville Village, Ohio	0.0000209231%
OH455	Defiance City, Ohio	0.0658767007%
OH456	Defiance County, Ohio	0.1709704524%
OH457	Defiance Township, Ohio	0.0007172505%
OH458	Delaware City, Ohio	0.1151374756%
OH459	Delaware County, Ohio	0.4816174702%
OH460	Delaware Township, Defiance County, Ohio	0.0015007088%
OH461	Delaware Township, Delaware County, Ohio	0.0075064553%
OH462	Delaware Township, Hancock County, Ohio	0.0001335254%
OH463	Delhi Township, Ohio	0.0630446356%
OH464	Dellroy Village, Ohio	0.0002505477%
OH465	Delphos City, Ohio	0.0171051813%
OH466	Delta Village, Ohio	0.0085241620%
OH467	Dennison Village, Ohio	0.0062570335%
OH468	Deshler Village, Ohio	0.0009475056%
OH469	Dexter City Village, Ohio	0.0000689910%
OH470	Dillonvale Village, Ohio	0.0012431801%
OH471	Dinsmore Township, Ohio	0.0004170743%
OH472	Dodson Township, Ohio	0.0105924667%
OH473	Donnelsville Village, Ohio	0.0002721853%
OH474	Dorset Township, Ohio	0.0001174083%
OH475	Dover City, Ohio	0.0416708574%
OH476	Dover Township, Athens County, Ohio	0.0005002505%
OH477	Dover Township, Tuscarawas County, Ohio	0.0000886824%
OH478	Dover Township, Union County, Ohio	0.0005124965%
OH479	Doylestown Village, Ohio	0.0020721837%
OH480	Dresden Village, Ohio	0.0028086586%
OH481	Dublin City, Ohio	0.0949912950%
OH482	Dublin Township, Ohio	0.0004331371%
OH483	Duchouquet Township, Ohio	0.0010861190%
OH484	Dunham Township, Ohio	0.0004344797%
OH485	Dunkirk Village, Ohio	0.0005233559%
OH486	Dupont Village, Ohio	0.0006622696%
OH487	Eagle Township, Brown County, Ohio	0.0090538344%

OH488	Eagle Township, Vinton County, Ohio	0.0002210767%
OH489	East Canton Village, Ohio	0.0024838727%
OH490	East Cleveland City, Ohio	0.0558083674%
OH491	East Liverpool City, Ohio	0.0368861843%
OH492	East Palestine Village, Ohio	0.0165861370%
OH493	East Sparta Village, Ohio	0.0004354199%
OH494	East Union Township, Ohio	0.0003556733%
OH495	Eastlake City, Ohio	0.0700788770%
OH496	Eaton City, Ohio	0.0615604375%
OH497	Eaton Township, Ohio	0.0004480024%
OH498	Eden Township, Licking County, Ohio	0.0004448138%
OH499	Eden Township, Seneca County, Ohio	0.0001102982%
OH500	Eden Township, Wyandot County, Ohio	0.0000944507%
OH501	Edgerton Village, Ohio	0.0042354308%
OH502	Edinburg Township, Ohio	0.0011740363%
OH503	Edison Village, Ohio	0.0001948360%
OH504	Edon Village, Ohio	0.0013908558%
OH505	Eldorado Village, Ohio	0.0003273621%
OH506	Elgin Village, Ohio	0.0000619504%
OH507	Elida Village, Ohio	0.0011181382%
OH508	Elizabeth Township, Lawrence County, Ohio	0.0009562023%
OH509	Elizabeth Township, Miami County, Ohio	0.0000454274%
OH510	Elk Township, Noble County, Ohio	0.0000344955%
OH511	Elk Township, Vinton County, Ohio	0.0002600903%
OH512	Elkrun Township, Ohio	0.0004259682%
OH513	Ellsworth Township, Ohio	0.0001965362%
OH514	Elmore Village, Ohio	0.0016556174%
OH515	Elmwood Place Village, Ohio	0.0045008025%
OH516	Elyria City, Ohio	0.2638149975%
OH517	Elyria Township, Ohio	0.0007693955%
OH518	Empire Village, Ohio	0.0010041070%
OH519	Englewood City, Ohio	0.0628005329%
OH520	Enon Village, Ohio	0.0038378123%
OH521	Erie County, Ohio	0.4532438208%
OH522	Erie Township, Ohio	0.0006045408%
OH523	Euclid City, Ohio	0.0936790366%
OH524	Evendale Village, Ohio	0.0340357530%
OH525	Fairborn City, Ohio	0.1544298717%
OH526	Fairfax Village, Ohio	0.0079411190%
OH527	Fairfield City, Ohio	0.2893759753%
OH528	Fairfield County, Ohio	0.6244843622%
OH529	Fairfield Township, Butler County, Ohio	0.0801075425%
OH530	Fairfield Township, Columbiana County, Ohio	0.0024759402%
OH531	Fairfield Township, Huron County, Ohio	0.0006726173%

OH532	Fairfield Township, Tuscarawas County, Ohio	0.0004138510%
OH533	Fairfield Township, Washington County, Ohio	0.0000501323%
OH534	Fairlawn City, Ohio	0.0675346202%
OH535	Fairport Harbor Village, Ohio	0.0091069372%
OH536	Fairview Park City, Ohio	0.0218966352%
OH537	Fairview Village, Ohio	0.0000924858%
OH538	Falls Township, Hocking County, Ohio	0.0002873384%
OH539	Falls Township, Muskingum County, Ohio	0.0022068032%
OH540	Farmer Township, Ohio	0.0002869002%
OH541	Farmersville Village, Ohio	0.0013667928%
OH542	Farmington Township, Ohio	0.0015345154%
OH543	Fayette County, Ohio	0.2554820842%
OH544	Fayette Township, Ohio	0.0013386832%
OH545	Fayette Village, Ohio	0.0012352086%
OH546	Fayetteville Village, Ohio	0.0029455968%
OH547	Fearing Township, Ohio	0.0004177690%
OH548	Felicity Village, Ohio	0.0030684641%
OH549	Findlay City, Ohio	0.1162163280%
OH550	Fitchville Township, Ohio	0.0003431721%
OH551	Flatrock Township, Ohio	0.0001691974%
OH552	Fletcher Village, Ohio	0.0012151836%
OH553	Florence Township, Erie County, Ohio	0.0013194115%
OH554	Florence Township, Williams County, Ohio	0.0002671700%
OH555	Florida Village, Ohio	0.0015566164%
OH556	Flushing Township, Ohio	0.0005905501%
OH557	Flushing Village, Ohio	0.0004640036%
OH558	Forest Park City, Ohio	0.0861415180%
OH559	Forest Village, Ohio	0.0023324226%
OH560	Fort Jennings Village, Ohio	0.0004221969%
OH561	Fort Loramie Village, Ohio	0.0012778446%
OH562	Fort Recovery Village, Ohio	0.0009926059%
OH563	Fostoria City, Ohio	0.0512205361%
OH564	Fowler Township, Ohio	0.0047569976%
OH565	Frankfort Village, Ohio	0.0079678326%
OH566	Franklin City, Ohio	0.0535002847%
OH567	Franklin County, Ohio	5.7883029997%
OH568	Franklin Township, Adams County, Ohio	0.0010014012%
OH569	Franklin Township, Brown County, Ohio	0.0023874837%
OH570	Franklin Township, Clermont County, Ohio	0.0034132353%
OH571	Franklin Township, Columbiana County, Ohio	0.0006123293%
OH572	Franklin Township, Coshocton County, Ohio	0.0002449208%
OH573	Franklin Township, Darke County, Ohio	0.0004797868%

OH574	Franklin Township, Franklin County, Ohio	0.0440874644%
OH575	Franklin Township, Fulton County, Ohio	0.0000733787%
OH576	Franklin Township, Jackson County, Ohio	0.0003038871%
OH577	Franklin Township, Mercer County, Ohio	0.0012091744%
OH578	Franklin Township, Portage County, Ohio	0.0001990581%
OH579	Franklin Township, Richland County, Ohio	0.0008563765%
OH580	Franklin Township, Shelby County, Ohio	0.0011802315%
OH581	Franklin Township, Tuscarawas County, Ohio	0.0031235899%
OH582	Franklin Township, Warren County, Ohio	0.0035372089%
OH583	Frazeyburg Village, Ohio	0.0003209896%
OH584	Fredericksburg Village, Ohio	0.0001198464%
OH585	Fredericktown Village, Ohio	0.0055729507%
OH586	Freedom Township, Portage County, Ohio	0.0004265530%
OH587	Freedom Township, Wood County, Ohio	0.0012305895%
OH588	Freeport Township, Ohio	0.0002576440%
OH589	Freeport Village, Ohio	0.0001049661%
OH590	Fremont City, Ohio	0.0724844646%
OH591	Fulton County, Ohio	0.1830065436%
OH592	Fulton Village, Ohio	0.0001234266%
OH593	Fultonham Village, Ohio	0.0000100309%
OH594	Gahanna City, Ohio	0.0724048588%
OH595	Galena Village, Ohio	0.0001402305%
OH596	Galion City, Ohio	0.0440049221%
OH597	Gallia County, Ohio	0.3272280412%
OH598	Gallipolis Village, Ohio	0.0421733929%
OH599	Gambier Village, Ohio	0.0019348227%
OH600	Gann Village, Ohio	0.0000330739%
OH601	Garfield Heights City, Ohio	0.0512449222%
OH602	Garrettsville Village, Ohio	0.0040959299%
OH603	Gasper Township, Ohio	0.0060234621%
OH604	Gates Mills Village, Ohio	0.0065784730%
OH605	Geauga County, Ohio	0.4034987358%
OH606	Geneva City, Ohio	0.0306905423%
OH607	Geneva Township, Ohio	0.0015497902%
OH608	Geneva-On-The-Lake Village, Ohio	0.0052011898%
OH609	Genoa Township, Ohio	0.0490971668%
OH610	Genoa Village, Ohio	0.0023769444%
OH611	Georgetown Village, Ohio	0.0263243336%
OH612	German Township, Auglaize County, Ohio	0.0003115915%
OH613	German Township, Clark County, Ohio	0.0120986353%
OH614	German Township, Fulton County, Ohio	0.0012718979%
OH615	German Township, Harrison County, Ohio	0.0002671864%
OH616	German Township, Montgomery County, Ohio	0.0069298793%
OH617	Germantown City, Ohio	0.0166173231%
OH618	Gettysburg Village, Ohio	0.0016993673%

OH619	Gibson Township, Ohio	0.0000992606%
OH620	Gibsonburg Village, Ohio	0.0033999699%
OH621	Gilboa Village, Ohio	0.0001572890%
OH622	Gilead Township, Ohio	0.0002952061%
OH623	Girard City, Ohio	0.0699056997%
OH624	Glandorf Village, Ohio	0.0007698884%
OH625	Glendale Village, Ohio	0.0089682038%
OH626	Glenford Village, Ohio	0.0004004647%
OH627	Glenmont Village, Ohio	0.0000756142%
OH628	Glenwillow Village, Ohio	0.0043105790%
OH629	Gloria Glens Park Village, Ohio	0.0002361762%
OH630	Glouster Village, Ohio	0.0025846274%
OH631	Gnadenhutten Village, Ohio	0.0020889623%
OH632	Golf Manor Village, Ohio	0.0149804075%
OH633	Good Hope Township, Ohio	0.0000544952%
OH634	Gordon Village, Ohio	0.0000369067%
OH635	Gorham Township, Ohio	0.0003913532%
OH636	Goshen Township, Auglaize County, Ohio	0.0000178052%
OH637	Goshen Township, Belmont County, Ohio	0.0007592787%
OH638	Goshen Township, Champaign County, Ohio	0.0009305060%
OH639	Goshen Township, Clermont County, Ohio	0.0551461609%
OH640	Goshen Township, Hardin County, Ohio	0.0002665626%
OH641	Goshen Township, Mahoning County, Ohio	0.0098390939%
OH642	Goshen Township, Tuscarawas County, Ohio	0.0000492680%
OH643	Grafton Township, Ohio	0.0022594905%
OH644	Grafton Village, Ohio	0.0066908189%
OH645	Grand Prairie Township, Ohio	0.0006880499%
OH646	Grand Rapids Township, Ohio	0.0003306061%
OH647	Grand Rapids Village, Ohio	0.0005020315%
OH648	Grand River Village, Ohio	0.0044444886%
OH649	Grand Township, Ohio	0.0000371919%
OH650	Grandview Heights City, Ohio	0.0363742583%
OH651	Grandview Township, Ohio	0.0005932320%
OH652	Granger Township, Ohio	0.0028459226%
OH653	Granville Township, Licking County, Ohio	0.0126030583%
OH654	Granville Township, Mercer County, Ohio	0.0015971931%
OH655	Granville Village, Ohio	0.0103882561%
OH656	Gratiot Village, Ohio	0.0002067581%
OH657	Gratis Village, Ohio	0.0064162966%
OH658	Graysville Village, Ohio	0.0000309746%
OH659	Green Camp Township, Ohio	0.0011901403%
OH660	Green Camp Village, Ohio	0.0002045554%
OH661	Green City, Ohio	0.0847580205%

OH662	Green Creek Township, Ohio	0.0006872280%
OH663	Green Springs Village, Ohio	0.0016423298%
OH664	Green Township, Adams County, Ohio	0.0000263527%
OH665	Green Township, Brown County, Ohio	0.0034727036%
OH666	Green Township, Clark County, Ohio	0.0007485095%
OH667	Green Township, Clinton County, Ohio	0.0001561262%
OH668	Green Township, Fayette County, Ohio	0.0001235787%
OH669	Green Township, Gallia County, Ohio	0.0009184428%
OH670	Green Township, Hamilton County, Ohio	0.0953852812%
OH671	Green Township, Harrison County, Ohio	0.0005725423%
OH672	Green Township, Hocking County, Ohio	0.0033142996%
OH673	Green Township, Mahoning County, Ohio	0.0033902496%
OH674	Green Township, Monroe County, Ohio	0.0000062341%
OH675	Green Township, Ross County, Ohio	0.0105357346%
OH676	Green Township, Scioto County, Ohio	0.0218077775%
OH677	Green Township, Shelby County, Ohio	0.0000621174%
OH678	Greene County, Ohio	0.9063855073%
OH679	Greene Township, Ohio	0.0000341003%
OH680	Greenfield Township, Fairfield County, Ohio	0.0084982150%
OH681	Greenfield Township, Huron County, Ohio	0.0011256045%
OH682	Greenfield Village, Ohio	0.0148836578%
OH683	Greenhills Village, Ohio	0.0082250286%
OH684	Greensburg Township, Ohio	0.0001324539%
OH685	Greenville City, Ohio	0.0550893674%
OH686	Greenville Township, Ohio	0.0140737464%
OH687	Greenwich Village, Ohio	0.0017844949%
OH688	Groton Township, Ohio	0.0005921768%
OH689	Grove City, Ohio	0.0733060057%
OH690	Groveport City, Ohio	0.0125549613%
OH691	Grover Hill Village, Ohio	0.0001863854%
OH692	Guernsey County, Ohio	0.2910222727%
OH693	Guilford Township, Ohio	0.0060579183%
OH694	Gustavus Township, Ohio	0.0000511505%
OH695	Guyan Township, Ohio	0.0003561309%
OH696	Hambden Township, Ohio	0.0039432026%
OH697	Hamden Village, Ohio	0.0009493296%
OH698	Hamer Township, Ohio	0.0000451704%
OH699	Hamersville Village, Ohio	0.0007131445%
OH700	Hamilton City, Ohio	0.6764224012%
OH701	Hamilton County, Ohio	5.8561869769%
OH702	Hamilton Township, Franklin County, Ohio	0.0255910434%
OH703	Hamilton Township, Jackson County, Ohio	0.0005248960%
OH704	Hamilton Township, Lawrence County, Ohio	0.0009909733%

OH705	Hamilton Township, Warren County, Ohio	0.0450761424%
OH706	Hamler Village, Ohio	0.0004060738%
OH707	Hancock County, Ohio	0.2855617267%
OH708	Hanging Rock Village, Ohio	0.0019993320%
OH709	Hanover Township, Butler County, Ohio	0.0098235954%
OH710	Hanover Township, Columbiana County, Ohio	0.0013178391%
OH711	Hanover Township, Licking County, Ohio	0.0043184009%
OH712	Hanover Village, Ohio	0.0008062251%
OH713	Hanoverton Village, Ohio	0.0010440744%
OH714	Harbor View Village, Ohio	0.0001526700%
OH715	Hardin County, Ohio	0.2235793641%
OH716	Harding Township, Ohio	0.0000272955%
OH717	Hardy Township, Ohio	0.0013901375%
OH718	Harlan Township, Ohio	0.0030485156%
OH719	Harlem Township, Ohio	0.0049245646%
OH720	Harmony Township, Clark County, Ohio	0.0018916876%
OH721	Harmony Township, Morrow County, Ohio	0.0001180824%
OH722	Harpersfield Township, Ohio	0.0005048559%
OH723	Harpster Village, Ohio	0.0000822938%
OH724	Harris Township, Ohio	0.0004190567%
OH725	Harrisburg Village, Ohio	0.0002978367%
OH726	Harrison City, Ohio	0.0560804997%
OH727	Harrison County, Ohio	0.0770641930%
OH728	Harrison Township, Champaign County, Ohio	0.0001374611%
OH729	Harrison Township, Gallia County, Ohio	0.0002811560%
OH730	Harrison Township, Hamilton County, Ohio	0.0022712769%
OH731	Harrison Township, Henry County, Ohio	0.0000203037%
OH732	Harrison Township, Knox County, Ohio	0.0000165369%
OH733	Harrison Township, Licking County, Ohio	0.0003058095%
OH734	Harrison Township, Logan County, Ohio	0.0000199508%
OH735	Harrison Township, Montgomery County, Ohio	0.0328749640%
OH736	Harrison Township, Muskingum County, Ohio	0.0004112679%
OH737	Harrison Township, Paulding County, Ohio	0.0000657831%
OH738	Harrison Township, Perry County, Ohio	0.0020762554%
OH739	Harrison Township, Pickaway County, Ohio	0.0068306454%
OH740	Harrison Township, Preble County, Ohio	0.0015877060%
OH741	Harrison Township, Scioto County, Ohio	0.0071650064%
OH742	Harrison Township, Van Wert County, Ohio	0.0001858511%
OH743	Harrison Township, Vinton County, Ohio	0.0005201806%

OH744	Harrisville Township, Ohio	0.0067192115%
OH745	Harrisville Village, Ohio	0.0000619645%
OH746	Harrod Village, Ohio	0.0000673593%
OH747	Hartford Township, Licking County, Ohio	0.0007413564%
OH748	Hartford Township, Trumbull County, Ohio	0.0014833648%
OH749	Hartford Village, Ohio	0.0002502078%
OH750	Hartland Township, Ohio	0.0000960882%
OH751	Hartsgrove Township, Ohio	0.0005870417%
OH752	Hartville Village, Ohio	0.0099058031%
OH753	Harveysburg Village, Ohio	0.0012100978%
OH754	Haskins Village, Ohio	0.0008938610%
OH755	Haviland Village, Ohio	0.0000511646%
OH756	Hayesville Village, Ohio	0.0000894727%
OH757	Heath City, Ohio	0.0429986695%
OH758	Hebron Village, Ohio	0.0150402674%
OH759	Helena Village, Ohio	0.0000542548%
OH760	Hemlock Village, Ohio	0.0003549573%
OH761	Henrietta Township, Ohio	0.0004674808%
OH762	Henry County, Ohio	0.1089766836%
OH763	Hicksville Township, Ohio	0.0002096578%
OH764	Hicksville Village, Ohio	0.0077242363%
OH765	Higginsport Village, Ohio	0.0015866304%
OH766	Highland County, Ohio	0.3882850462%
OH767	Highland Heights City, Ohio	0.0224853394%
OH768	Highland Hills Village, Ohio	0.0015764629%
OH769	Highland Township, Defiance County, Ohio	0.0027365866%
OH770	Highland Township, Muskingum County, Ohio	0.0001705257%
OH771	Highland Village, Ohio	0.0000677557%
OH772	Hilliard City, Ohio	0.0500136505%
OH773	Hills and Dales Village, Ohio	0.0006069453%
OH774	Hillsboro City, Ohio	0.0707143136%
OH775	Hinckley Township, Ohio	0.0165323306%
OH776	Hiram Township, Ohio	0.0008287315%
OH777	Hiram Village, Ohio	0.0032539898%
OH778	Hocking County, Ohio	0.2559590488%
OH779	Holgate Village, Ohio	0.0002774838%
OH780	Holiday City Village, Ohio	0.0000613051%
OH781	Holland Village, Ohio	0.0097536077%
OH782	Hollansburg Village, Ohio	0.0003567645%
OH783	Holloway Village, Ohio	0.0002671536%
OH784	Holmes County, Ohio	0.1337033098%
OH785	Holmes Township, Ohio	0.0003480370%
OH786	Holmesville Village, Ohio	0.0000436236%
OH787	Homer Township, Medina County, Ohio	0.0010864103%

OH788	Homer Township, Morgan County, Ohio	0.0001820827%
OH789	Hopedale Village, Ohio	0.0002767288%
OH790	Hopewell Township, Licking County, Ohio	0.0002502078%
OH791	Hopewell Township, Muskingum County, Ohio	0.0007422883%
OH792	Hopewell Township, Perry County, Ohio	0.0012909360%
OH793	Hopewell Township, Seneca County, Ohio	0.0001303525%
OH794	Howard Township, Ohio	0.0000496108%
OH795	Howland Township, Ohio	0.0502639031%
OH796	Hoytville Village, Ohio	0.0002378935%
OH797	Hubbard City, Ohio	0.0289341396%
OH798	Hubbard Township, Ohio	0.0153110532%
OH799	Huber Heights City, Ohio	0.1252489167%
OH800	Hudson City, Ohio	0.0660214283%
OH801	Hunting Valley Village, Ohio	0.0076690112%
OH802	Huntington Township, Brown County, Ohio	0.0072244638%
OH803	Huntington Township, Ross County, Ohio	0.0066106570%
OH804	Huntsburg Township, Ohio	0.0006508198%
OH805	Huntsville Village, Ohio	0.0008479077%
OH806	Huron City, Ohio	0.0302737409%
OH807	Huron County, Ohio	0.3638859630%
OH808	Huron Township, Ohio	0.0007791800%
OH809	Independence City, Ohio	0.0311578609%
OH810	Independence Township, Ohio	0.0000751984%
OH811	Irondale Village, Ohio	0.0001593821%
OH812	Ironton City, Ohio	0.0888572696%
OH813	Island Creek Township, Ohio	0.0026616805%
OH814	Israel Township, Ohio	0.0004746750%
OH815	Ithaca Village, Ohio	0.0003813690%
OH816	Jackson Center Village, Ohio	0.0015263144%
OH817	Jackson City, Ohio	0.0556665988%
OH818	Jackson County, Ohio	0.4838159524%
OH819	Jackson Township, Allen County, Ohio	0.0004227108%
OH820	Jackson Township, Ashland County, Ohio	0.0000162678%
OH821	Jackson Township, Auglaize County, Ohio	0.0003115915%
OH822	Jackson Township, Brown County, Ohio	0.0004961005%
OH823	Jackson Township, Clermont County, Ohio	0.0014652778%
OH824	Jackson Township, Coshocton County, Ohio	0.0005510719%
OH825	Jackson Township, Crawford County, Ohio	0.0000108762%
OH826	Jackson Township, Franklin County, Ohio	0.0661350150%
OH827	Jackson Township, Guernsey County, Ohio	0.0010334405%
OH828	Jackson Township, Hardin County, Ohio	0.0015327348%

OH829	Jackson Township, Highland County, Ohio	0.0000451704%
OH830	Jackson Township, Jackson County, Ohio	0.0001105044%
OH831	Jackson Township, Mahoning County, Ohio	0.0058960862%
OH832	Jackson Township, Monroe County, Ohio	0.0000561065%
OH833	Jackson Township, Montgomery County, Ohio	0.0086323757%
OH834	Jackson Township, Muskingum County, Ohio	0.0011435253%
OH835	Jackson Township, Noble County, Ohio	0.0001207342%
OH836	Jackson Township, Paulding County, Ohio	0.0001534939%
OH837	Jackson Township, Pickaway County, Ohio	0.0001894702%
OH838	Jackson Township, Pike County, Ohio	0.0004309715%
OH839	Jackson Township, Richland County, Ohio	0.0004638706%
OH840	Jackson Township, Sandusky County, Ohio	0.0004340387%
OH841	Jackson Township, Seneca County, Ohio	0.0004311659%
OH842	Jackson Township, Shelby County, Ohio	0.0013665838%
OH843	Jackson Township, Stark County, Ohio	0.1371869620%
OH844	Jackson Township, Union County, Ohio	0.0001416902%
OH845	Jackson Township, Vinton County, Ohio	0.0000910316%
OH846	Jackson Township, Wood County, Ohio	0.0001346914%
OH847	Jackson Township, Wyandot County, Ohio	0.0001214367%
OH848	Jacksonburg Village, Ohio	0.0002870780%
OH849	Jacksonville Village, Ohio	0.0008441727%
OH850	Jamestown Village, Ohio	0.0034877253%
OH851	Jefferson County, Ohio	0.6622324840%
OH852	Jefferson Township, Adams County, Ohio	0.0007642272%
OH853	Jefferson Township, Brown County, Ohio	0.0006821382%
OH854	Jefferson Township, Clinton County, Ohio	0.0014720474%
OH855	Jefferson Township, Coshocton County, Ohio	0.0000612302%
OH856	Jefferson Township, Crawford County, Ohio	0.0004567985%
OH857	Jefferson Township, Fayette County, Ohio	0.0005898074%
OH858	Jefferson Township, Franklin County, Ohio	0.0261561693%
OH859	Jefferson Township, Greene County, Ohio	0.0000619123%
OH860	Jefferson Township, Guernsey County, Ohio	0.0000679895%
OH861	Jefferson Township, Jackson County, Ohio	0.0000828783%
OH862	Jefferson Township, Knox County, Ohio	0.0006284039%
OH863	Jefferson Township, Logan County, Ohio	0.0002493846%

OH864	Jefferson Township, Madison County, Ohio	0.0262668976%
OH865	Jefferson Township, Montgomery County, Ohio	0.0133322246%
OH866	Jefferson Township, Muskingum County, Ohio	0.0005015462%
OH867	Jefferson Township, Noble County, Ohio	0.0000172477%
OH868	Jefferson Township, Preble County, Ohio	0.0008020371%
OH869	Jefferson Township, Richland County, Ohio	0.0017662765%
OH870	Jefferson Township, Ross County, Ohio	0.0009148677%
OH871	Jefferson Township, Scioto County, Ohio	0.0036109358%
OH872	Jefferson Township, Tuscarawas County, Ohio	0.0008079949%
OH873	Jefferson Township, Williams County, Ohio	0.0002200224%
OH874	Jefferson Village, Ohio	0.0039566613%
OH875	Jeffersonville Village, Ohio	0.0000112344%
OH876	Jenera Village, Ohio	0.0001194701%
OH877	Jennings Township, Ohio	0.0002731862%
OH878	Jerome Township, Ohio	0.0044044550%
OH879	Jeromesville Village, Ohio	0.0003085668%
OH880	Jerry City Village, Ohio	0.0003417298%
OH881	Jersey Township, Ohio	0.0017699883%
OH882	Jerusalem Township, Ohio	0.0021563480%
OH883	Jerusalem Village, Ohio	0.0000311703%
OH884	Jewett Village, Ohio	0.0001813051%
OH885	Johnson Township, Ohio	0.0002326265%
OH886	Johnston Township, Ohio	0.0002216522%
OH887	Johnstown Village, Ohio	0.0092206199%
OH888	Junction City Village, Ohio	0.0017212480%
OH889	Kalida Village, Ohio	0.0022682733%
OH890	Kelleys Island Village, Ohio	0.0028777715%
OH891	Kent City, Ohio	0.0513285414%
OH892	Kenton City, Ohio	0.0306658035%
OH893	Kettering City, Ohio	0.3384195127%
OH894	Kettlersville Village, Ohio	0.0000266218%
OH895	Killbuck Township, Ohio	0.0002093931%
OH896	Killbuck Village, Ohio	0.0010702314%
OH897	Kingston Township, Ohio	0.0000164977%
OH898	Kingston Village, Ohio	0.0076824625%
OH899	Kingsville Township, Ohio	0.0011036385%
OH900	Kinsman Township, Ohio	0.0020801208%
OH901	Kipton Village, Ohio	0.0000973918%
OH902	Kirby Village, Ohio	0.0000472254%
OH903	Kirkersville Village, Ohio	0.0005560173%
OH904	Kirkwood Township, Ohio	0.0000140607%
OH905	Kirtland City, Ohio	0.0223930205%

OH906	Kirtland Hills Village, Ohio	0.0096850050%
OH907	Knox County, Ohio	0.3115395206%
OH908	Knox Township, Columbiana County, Ohio	0.0005191487%
OH909	Knox Township, Guernsey County, Ohio	0.0002039685%
OH910	Knox Township, Jefferson County, Ohio	0.0010041070%
OH911	Knox Township, Vinton County, Ohio	0.0001170406%
OH912	La Grange Township, Ohio	0.0042170664%
OH913	La Rue Village, Ohio	0.0006694539%
OH914	Lafayette Township, Ohio	0.0073805047%
OH915	Lafayette Village, Ohio	0.0000886329%
OH916	Lagrange Village, Ohio	0.0054247251%
OH917	Lake County, Ohio	1.2794251773%
OH918	Lake Township, Stark County, Ohio	0.0367336076%
OH919	Lake Township, Wood County, Ohio	0.0141058613%
OH920	Lakeline Village, Ohio	0.0000947652%
OH921	Lakemore Village, Ohio	0.0083562888%
OH922	Lakeview Village, Ohio	0.0008279569%
OH923	Lakewood City, Ohio	0.1008106545%
OH924	Lancaster City, Ohio	0.1565040398%
OH925	Latty Township, Ohio	0.0000877108%
OH926	Latty Village, Ohio	0.0000219277%
OH927	Laura Village, Ohio	0.0001135686%
OH928	Laurel Township, Ohio	0.0001089904%
OH929	Laurelville Village, Ohio	0.0007183460%
OH930	Lawrence County, Ohio	0.5322395718%
OH931	Lawrence Township, Lawrence County, Ohio	0.0093186258%
OH932	Lawrence Township, Stark County, Ohio	0.0140521883%
OH933	Lawrence Township, Tuscarawas County, Ohio	0.0052322595%
OH934	Lawrence Township, Washington County, Ohio	0.0000334215%
OH935	Lebanon City, Ohio	0.0873597515%
OH936	Lebanon Township, Ohio	0.0004736376%
OH937	Lee Township, Athens County, Ohio	0.0005836255%
OH938	Lee Township, Carroll County, Ohio	0.0000980404%
OH939	Lee Township, Monroe County, Ohio	0.0000872768%
OH940	Leesburg Township, Ohio	0.0001989692%
OH941	Leesburg Village, Ohio	0.0054882077%
OH942	Leesville Village, Ohio	0.0000217868%
OH943	Leetonia Village, Ohio	0.0074544436%
OH944	Leipsic Village, Ohio	0.0030629968%
OH945	Lemon Township, Ohio	0.0041524079%
OH946	Lenox Township, Ohio	0.0002582984%
OH947	Leroy Township, Ohio	0.0053731877%
OH948	Letart Township, Ohio	0.0005413001%
OH949	Lewis Township, Ohio	0.0039998104%

OH950	Lewisburg Village, Ohio	0.0132254277%
OH951	Lewisville Village, Ohio	0.0001745536%
OH952	Lexington Township, Ohio	0.0014349065%
OH953	Lexington Village, Ohio	0.0093220146%
OH954	Liberty Center Village, Ohio	0.0002842517%
OH955	Liberty Township, Adams County, Ohio	0.0005534059%
OH956	Liberty Township, Butler County, Ohio	0.1149425287%
OH957	Liberty Township, Clinton County, Ohio	0.0016058699%
OH958	Liberty Township, Crawford County, Ohio	0.0001413900%
OH959	Liberty Township, Darke County, Ohio	0.0010825959%
OH960	Liberty Township, Delaware County, Ohio	0.0646792482%
OH961	Liberty Township, Guernsey County, Ohio	0.0001631748%
OH962	Liberty Township, Hancock County, Ohio	0.0013703927%
OH963	Liberty Township, Hardin County, Ohio	0.0010773571%
OH964	Liberty Township, Henry County, Ohio	0.0006632539%
OH965	Liberty Township, Highland County, Ohio	0.0016487208%
OH966	Liberty Township, Jackson County, Ohio	0.0018785750%
OH967	Liberty Township, Knox County, Ohio	0.0003803498%
OH968	Liberty Township, Licking County, Ohio	0.0000926695%
OH969	Liberty Township, Logan County, Ohio	0.0003591138%
OH970	Liberty Township, Mercer County, Ohio	0.0002526633%
OH971	Liberty Township, Putnam County, Ohio	0.0002235160%
OH972	Liberty Township, Seneca County, Ohio	0.0003409218%
OH973	Liberty Township, Trumbull County, Ohio	0.0688997396%
OH974	Liberty Township, Union County, Ohio	0.0017726349%
OH975	Liberty Township, Wood County, Ohio	0.0002142817%
OH976	Lick Township, Ohio	0.0000552522%
OH977	Licking County, Ohio	0.7119059883%
OH978	Licking Township, Licking County, Ohio	0.0031507646%
OH979	Licking Township, Muskingum County, Ohio	0.0012839582%
OH980	Lima City, Ohio	0.1727455397%
OH981	Limaville Village, Ohio	0.0003869608%
OH982	Lincoln Heights Village, Ohio	0.0083419326%
OH983	Lincoln Township, Ohio	0.0001771237%
OH984	Lindsey Village, Ohio	0.0006510581%
OH985	Linndale Village, Ohio	0.0028091858%
OH986	Lisbon Village, Ohio	0.0009584285%
OH987	Litchfield Township, Ohio	0.0019838797%
OH988	Lithopolis Village, Ohio	0.0014069809%
OH989	Liverpool Township, Columbiana County, Ohio	0.0053112911%
OH990	Liverpool Township, Medina County, Ohio	0.0054202427%
OH991	Lockbourne Village, Ohio	0.0000076368%
OH992	Lockington Village, Ohio	0.0000443696%

OH993	Lockland Village, Ohio	0.0146296956%
OH994	Lodi Township, Ohio	0.0003856097%
OH995	Lodi Village, Ohio	0.0068845348%
OH996	Logan City, Ohio	0.0081742815%
OH997	Logan County, Ohio	0.2671308245%
OH998	Logan Township, Ohio	0.0001602471%
OH999	London City, Ohio	0.0432082694%
OH1000	Londonderry Township, Ohio	0.0001223811%
OH1001	Lorain City, Ohio	0.2833225817%
OH1002	Lorain County, Ohio	1.3357776870%
OH1003	Lordstown Village, Ohio	0.0208012082%
OH1004	Lore City Village, Ohio	0.0001903706%
OH1005	Lostcreek Township, Ohio	0.0008063368%
OH1006	Loudon Township, Carroll County, Ohio	0.0003703748%
OH1007	Loudon Township, Seneca County, Ohio	0.0000802169%
OH1008	Loudonville Village, Ohio	0.0063961356%
OH1009	Louisville City, Ohio	0.0170110645%
OH1010	Loveland City, Ohio	0.0476149868%
OH1011	Lowell Village, Ohio	0.0000835538%
OH1012	Lowellville Village, Ohio	0.0039921417%
OH1013	Lower Salem Village, Ohio	0.0000220891%
OH1014	Lucas County, Ohio	3.1972089435%
OH1015	Lucas Village, Ohio	0.0007671706%
OH1016	Luckey Village, Ohio	0.0005693772%
OH1017	Ludlow Falls Village, Ohio	0.0002558525%
OH1018	Ludlow Township, Ohio	0.0000501323%
OH1019	Lykens Township, Ohio	0.0000217523%
OH1020	Lynchburg Village, Ohio	0.0028908592%
OH1021	Lyndhurst City, Ohio	0.0338761729%
OH1022	Lynn Township, Ohio	0.0000111068%
OH1023	Lyons Village, Ohio	0.0001442518%
OH1024	Macedonia City, Ohio	0.0527014847%
OH1025	Macksburg Village, Ohio	0.0000477742%
OH1026	Mad River Township, Champaign County, Ohio	0.0003806616%
OH1027	Mad River Township, Clark County, Ohio	0.0132962505%
OH1028	Madeira City, Ohio	0.0133187012%
OH1029	Madison County, Ohio	0.2562654482%
OH1030	Madison Township, Butler County, Ohio	0.0065436778%
OH1031	Madison Township, Clark County, Ohio	0.0028035083%
OH1032	Madison Township, Columbiana County, Ohio	0.0001863611%
OH1033	Madison Township, Fayette County, Ohio	0.0003651188%
OH1034	Madison Township, Franklin County, Ohio	0.0648596631%
OH1035	Madison Township, Guernsey County, Ohio	0.0001087832%

OH1036	Madison Township, Hancock County, Ohio	0.0001546084%
OH1037	Madison Township, Highland County, Ohio	0.0000451704%
OH1038	Madison Township, Lake County, Ohio	0.0185550292%
OH1039	Madison Township, Licking County, Ohio	0.0016124501%
OH1040	Madison Township, Muskingum County, Ohio	0.0000200618%
OH1041	Madison Township, Pickaway County, Ohio	0.0005781272%
OH1042	Madison Township, Richland County, Ohio	0.0162443911%
OH1043	Madison Township, Sandusky County, Ohio	0.0010398844%
OH1044	Madison Township, Scioto County, Ohio	0.0090415557%
OH1045	Madison Township, Williams County, Ohio	0.0001650168%
OH1046	Madison Village, Ohio	0.0069557668%
OH1047	Magnetic Springs Village, Ohio	0.0003286007%
OH1048	Magnolia Village, Ohio	0.0039121470%
OH1049	Mahoning County, Ohio	1.6000258367%
OH1050	Maineville Village, Ohio	0.0020362222%
OH1051	Malaga Township, Ohio	0.0000561065%
OH1052	Malinta Village, Ohio	0.0000609111%
OH1053	Malta Village, Ohio	0.0001392397%
OH1054	Malvern Village, Ohio	0.0005882424%
OH1055	Manchester Township, Ohio	0.0013966912%
OH1056	Manchester Village, Ohio	0.0025562084%
OH1057	Mansfield City, Ohio	0.2140405926%
OH1058	Mantua Township, Ohio	0.0000649985%
OH1059	Mantua Village, Ohio	0.0015884020%
OH1060	Maple Heights City, Ohio	0.0395380059%
OH1061	Marble Cliff Village, Ohio	0.0004658471%
OH1062	Marblehead Village, Ohio	0.0019235388%
OH1063	Marengo Village, Ohio	0.0002597814%
OH1064	Margaretta Township, Ohio	0.0078229674%
OH1065	Mariemont Village, Ohio	0.0153812210%
OH1066	Marietta City, Ohio	0.0852917164%
OH1067	Marietta Township, Ohio	0.0002088845%
OH1068	Marion City, Ohio	0.2496505326%
OH1069	Marion County, Ohio	0.3374233828%
OH1070	Marion Township, Allen County, Ohio	0.0001840837%
OH1071	Marion Township, Clinton County, Ohio	0.0020965523%
OH1072	Marion Township, Fayette County, Ohio	0.0007695582%
OH1073	Marion Township, Hardin County, Ohio	0.0006108726%
OH1074	Marion Township, Henry County, Ohio	0.0000947506%
OH1075	Marion Township, Hocking County, Ohio	0.0001634856%
OH1076	Marion Township, Marion County, Ohio	0.0526451142%

OH1077	Marion Township, Mercer County, Ohio	0.0015069562%
OH1078	Marion Township, Pike County, Ohio	0.0001943597%
OH1079	Mark Township, Ohio	0.0001324155%
OH1080	Marlboro Township, Delaware County, Ohio	0.0001979724%
OH1081	Marlboro Township, Stark County, Ohio	0.0048193068%
OH1082	Marseilles Township, Ohio	0.0000067465%
OH1083	Marseilles Village, Ohio	0.0000067465%
OH1084	Marshall Township, Ohio	0.0006323861%
OH1085	Marshallville Village, Ohio	0.0004600557%
OH1086	Martins Ferry City, Ohio	0.0347299689%
OH1087	Martinsburg Village, Ohio	0.0000165369%
OH1088	Martinsville Village, Ohio	0.0006022012%
OH1089	Mary Ann Township, Ohio	0.0009452294%
OH1090	Marysville City, Ohio	0.0386422342%
OH1091	Mason City, Ohio	0.1510527828%
OH1092	Mason Township, Ohio	0.0000347710%
OH1093	Massie Township, Ohio	0.0001279911%
OH1094	Massillon City, Ohio	0.1194930798%
OH1095	Matamoras Village, Ohio	0.0003175044%
OH1096	Maumee City, Ohio	0.0830057490%
OH1097	Mayfield Heights City, Ohio	0.0460098010%
OH1098	Mayfield Village, Ohio	0.0222206201%
OH1099	McArthur Village, Ohio	0.0034201873%
OH1100	McClure Village, Ohio	0.0000744469%
OH1101	McComb Village, Ohio	0.0019536880%
OH1102	McConnelsville Village, Ohio	0.0038344466%
OH1103	McDonald Township, Ohio	0.0004331642%
OH1104	McDonald Village, Ohio	0.0085762358%
OH1105	McGuffey Village, Ohio	0.0000111068%
OH1106	McKean Township, Ohio	0.0016773188%
OH1107	McLean Township, Ohio	0.0000088739%
OH1108	Mead Township, Ohio	0.0016310431%
OH1109	Mecca Township, Ohio	0.0015686157%
OH1110	Mechanicsburg Village, Ohio	0.0059742716%
OH1111	Medina City, Ohio	0.0850942672%
OH1112	Medina County, Ohio	0.7825696764%
OH1113	Medina Township, Ohio	0.0180792844%
OH1114	Meigs County, Ohio	0.1986571471%
OH1115	Meigs Township, Ohio	0.0019764498%
OH1116	Meigsville Township, Ohio	0.0000749752%
OH1117	Melrose Village, Ohio	0.0001123652%
OH1118	Mendon Village, Ohio	0.0000902369%
OH1119	Mentor City, Ohio	0.2495262895%
OH1120	Mentor-On-The-Lake City, Ohio	0.0195974466%
OH1121	Mercer County, Ohio	0.1655486085%
OH1122	Mesopotamia Township, Ohio	0.0029496795%

OH1123	Metamora Village, Ohio	0.0001589872%
OH1124	Meyers Lake Village, Ohio	0.0015027860%
OH1125	Miami County, Ohio	0.5778482109%
OH1126	Miami Township, Clermont County, Ohio	0.2187745945%
OH1127	Miami Township, Greene County, Ohio	0.0056649739%
OH1128	Miami Township, Hamilton County, Ohio	0.0222368033%
OH1129	Miami Township, Logan County, Ohio	0.0002394092%
OH1130	Miami Township, Montgomery County, Ohio	0.1354683508%
OH1131	Miamisburg City, Ohio	0.1660413479%
OH1132	Middle Point Village, Ohio	0.0010159860%
OH1133	Middleburg Heights City, Ohio	0.0377244809%
OH1134	Middlebury Township, Ohio	0.0002811281%
OH1135	Middlefield Village, Ohio	0.0110639374%
OH1136	Middleport Village, Ohio	0.0066985891%
OH1137	Middleton Township, Columbiana County, Ohio	0.0013311506%
OH1138	Middleton Township, Wood County, Ohio	0.0032264709%
OH1139	Middletown City, Ohio	0.5826547123%
OH1140	Midland Village, Ohio	0.0000223037%
OH1141	Midvale Village, Ohio	0.0004926798%
OH1142	Midway Village, Ohio	0.0006778443%
OH1143	Mifflin Township, Ashland County, Ohio	0.0003416231%
OH1144	Mifflin Township, Franklin County, Ohio	0.0915733216%
OH1145	Mifflin Township, Pike County, Ohio	0.0001267563%
OH1146	Mifflin Township, Richland County, Ohio	0.0080552911%
OH1147	Mifflin Township, Wyandot County, Ohio	0.0001214367%
OH1148	Mifflin Village, Ohio	0.0001545438%
OH1149	Milan Township, Ohio	0.0020258680%
OH1150	Milan Village, Ohio	0.0040820332%
OH1151	Milford Center Village, Ohio	0.0000633084%
OH1152	Milford City, Ohio	0.0751522099%
OH1153	Milford Township, Butler County, Ohio	0.0015672512%
OH1154	Milford Township, Defiance County, Ohio	0.0002979348%
OH1155	Mill Creek Township, Coshocton County, Ohio	0.0000229613%
OH1156	Mill Creek Township, Williams County, Ohio	0.0000628635%
OH1157	Mill Township, Ohio	0.0121593375%
OH1158	Millbury Village, Ohio	0.0009905091%
OH1159	Millcreek Township, Ohio	0.0000180881%
OH1160	Milledgeville Village, Ohio	0.0000257235%
OH1161	Miller City Village, Ohio	0.0000248351%
OH1162	Miller Township, Ohio	0.0008599212%
OH1163	Millersburg Village, Ohio	0.0018263731%
OH1164	Millersport Village, Ohio	0.0058664571%
OH1165	Millville Village, Ohio	0.0076100550%

OH1166	Millwood Township, Ohio	0.0000543916%
OH1167	Milton Center Village, Ohio	0.0000061223%
OH1168	Milton Township, Ashland County, Ohio	0.0000162678%
OH1169	Milton Township, Mahoning County, Ohio	0.0048642711%
OH1170	Miltonsburg Village, Ohio	0.0000172975%
OH1171	Mineral City Village, Ohio	0.0026506173%
OH1172	Minerva Park Village, Ohio	0.0030776456%
OH1173	Minerva Village, Ohio	0.0118214870%
OH1174	Mingo Junction Village, Ohio	0.0074909571%
OH1175	Minster Village, Ohio	0.0056442578%
OH1176	Mississinawa Township, Ohio	0.0003444623%
OH1177	Mogadore Village, Ohio	0.0107618198%
OH1178	Monclova Township, Ohio	0.0108181339%
OH1179	Monday Creek Township, Ohio	0.0000430312%
OH1180	Monroe City, Ohio	0.1198391105%
OH1181	Monroe County, Ohio	0.0768222745%
OH1182	Monroe Township, Adams County, Ohio	0.0016865705%
OH1183	Monroe Township, Allen County, Ohio	0.0002727166%
OH1184	Monroe Township, Carroll County, Ohio	0.0010130841%
OH1185	Monroe Township, Clermont County, Ohio	0.0034821896%
OH1186	Monroe Township, Darke County, Ohio	0.0006151113%
OH1187	Monroe Township, Guernsey County, Ohio	0.0001903706%
OH1188	Monroe Township, Harrison County, Ohio	0.0003530677%
OH1189	Monroe Township, Knox County, Ohio	0.0021828768%
OH1190	Monroe Township, Licking County, Ohio	0.0160503654%
OH1191	Monroe Township, Logan County, Ohio	0.0001895323%
OH1192	Monroe Township, Muskingum County, Ohio	0.0001203711%
OH1193	Monroe Township, Perry County, Ohio	0.0000753046%
OH1194	Monroe Township, Pickaway County, Ohio	0.0003740823%
OH1195	Monroe Township, Preble County, Ohio	0.0020296448%
OH1196	Monroe Township, Putnam County, Ohio	0.0007698884%
OH1197	Monroe Township, Richland County, Ohio	0.0011596765%
OH1198	Monroeville Village, Ohio	0.0057515643%
OH1199	Monterey Township, Ohio	0.0001158972%
OH1200	Montezuma Village, Ohio	0.0003248528%
OH1201	Montgomery City, Ohio	0.0491831661%
OH1202	Montgomery County, Ohio	5.1644746001%
OH1203	Montgomery Township, Marion County, Ohio	0.0007252418%
OH1204	Montgomery Township, Wood County, Ohio	0.0011448768%
OH1205	Montpelier Village, Ohio	0.0054141221%

OH1206	Montville Township, Geauga County, Ohio	0.0005742528%
OH1207	Montville Township, Medina County, Ohio	0.0202875314%
OH1208	Moorefield Township, Ohio	0.0090773788%
OH1209	Moraine City, Ohio	0.0890573422%
OH1210	Moreland Hills Village, Ohio	0.0034611065%
OH1211	Morgan County, Ohio	0.0873568346%
OH1212	Morgan Township, Ashtabula County, Ohio	0.0013032327%
OH1213	Morgan Township, Butler County, Ohio	0.0060266465%
OH1214	Morgan Township, Gallia County, Ohio	0.0004498495%
OH1215	Morgan Township, Knox County, Ohio	0.0013394926%
OH1216	Morgan Township, Scioto County, Ohio	0.0014216283%
OH1217	Morrall Village, Ohio	0.0008926053%
OH1218	Morris Township, Ohio	0.0000330739%
OH1219	Morristown Village, Ohio	0.0004780643%
OH1220	Morrow County, Ohio	0.2192732037%
OH1221	Morrow Village, Ohio	0.0015475289%
OH1222	Moscow Village, Ohio	0.0010343137%
OH1223	Moulton Township, Ohio	0.0002403706%
OH1224	Mount Blanchard Village, Ohio	0.0000632489%
OH1225	Mount Cory Village, Ohio	0.0001194701%
OH1226	Mount Eaton Village, Ohio	0.0003286112%
OH1227	Mount Gilead Village, Ohio	0.0047705309%
OH1228	Mount Healthy City, Ohio	0.0150472097%
OH1229	Mount Orab Village, Ohio	0.0858253892%
OH1230	Mount Pleasant Township, Ohio	0.0009562924%
OH1231	Mount Pleasant Village, Ohio	0.0001593821%
OH1232	Mount Sterling Village, Ohio	0.0092167280%
OH1233	Mount Vernon City, Ohio	0.0916146794%
OH1234	Mount Victory Village, Ohio	0.0003726928%
OH1235	Mowrystown Village, Ohio	0.0099826658%
OH1236	Munroe Falls City, Ohio	0.0144765234%
OH1237	Munson Township, Ohio	0.0126431327%
OH1238	Murray City Village, Ohio	0.0003666041%
OH1239	Muskingum County, Ohio	0.5186890264%
OH1240	Muskingum Township, Ohio	0.0034591272%
OH1241	Mutual Village, Ohio	0.0000512624%
OH1242	Napoleon City, Ohio	0.0200262083%
OH1243	Napoleon Township, Ohio	0.0008595230%
OH1244	Nashville Village, Ohio	0.0001163295%
OH1245	Navarre Village, Ohio	0.0045125337%
OH1246	Nellie Village, Ohio	0.0000766034%
OH1247	Nelsonville City, Ohio	0.0153618582%
OH1248	Nevada Village, Ohio	0.0000539719%
OH1249	Neville Village, Ohio	0.0000172386%

OH1250	New Albany City, Ohio	0.0355984449%
OH1251	New Alexandria Village, Ohio	0.0001593821%
OH1252	New Athens Village, Ohio	0.0001049661%
OH1253	New Bavaria Village, Ohio	0.0001925555%
OH1254	New Bloomington Village, Ohio	0.0006286558%
OH1255	New Boston Village, Ohio	0.0217793450%
OH1256	New Bremen Village, Ohio	0.0076829566%
OH1257	New Carlisle City, Ohio	0.0121258538%
OH1258	New Concord Village, Ohio	0.0073426360%
OH1259	New Franklin City, Ohio	0.0293867642%
OH1260	New Haven Township, Ohio	0.0016334992%
OH1261	New Holland Village, Ohio	0.0001903085%
OH1262	New Jasper Township, Ohio	0.0016406755%
OH1263	New Knoxville Village, Ohio	0.0011840478%
OH1264	New Lebanon Village, Ohio	0.0058388430%
OH1265	New Lexington Village, Ohio	0.0129954223%
OH1266	New London Township, Ohio	0.0002882646%
OH1267	New London Village, Ohio	0.0030473682%
OH1268	New Madison Village, Ohio	0.0016608005%
OH1269	New Market Township, Ohio	0.0002484374%
OH1270	New Miami Village, Ohio	0.0024074272%
OH1271	New Middletown Village, Ohio	0.0007615778%
OH1272	New Paris Village, Ohio	0.0016204423%
OH1273	New Philadelphia City, Ohio	0.0774788253%
OH1274	New Richmond Village, Ohio	0.0330808011%
OH1275	New Riegel Village, Ohio	0.0002406507%
OH1276	New Russia Township, Ohio	0.0008375698%
OH1277	New Straitsville Village, Ohio	0.0021300444%
OH1278	New Vienna Village, Ohio	0.0009144537%
OH1279	New Washington Village, Ohio	0.0012290055%
OH1280	New Waterford Village, Ohio	0.0048586998%
OH1281	New Weston Village, Ohio	0.0000861156%
OH1282	Newark City, Ohio	0.1777772576%
OH1283	Newark Township, Ohio	0.0018255901%
OH1284	Newberry Township, Ohio	0.0019874499%
OH1285	Newburgh Heights Village, Ohio	0.0042789708%
OH1286	Newbury Township, Ohio	0.0027755552%
OH1287	Newcomerstown Village, Ohio	0.0076759513%
OH1288	Newton Falls Village, Ohio	0.0365044154%
OH1289	Newton Township, Licking County, Ohio	0.0011027676%
OH1290	Newton Township, Muskingum County, Ohio	0.0020262466%
OH1291	Newton Township, Pike County, Ohio	0.0002281614%
OH1292	Newton Township, Trumbull County, Ohio	0.0026939270%
OH1293	Newtonsville Village, Ohio	0.0005516340%
OH1294	Newtown Village, Ohio	0.0057282940%

OH1295	Ney Village, Ohio	0.0000662077%
OH1296	Nile Township, Ohio	0.0052315920%
OH1297	Niles City, Ohio	0.1643806952%
OH1298	Nimishillen Township, Ohio	0.0122610291%
OH1299	Noble County, Ohio	0.0987433126%
OH1300	Noble Township, Auglaize County, Ohio	0.0000089026%
OH1301	Noble Township, Defiance County, Ohio	0.0003420733%
OH1302	Noble Township, Noble County, Ohio	0.0008278915%
OH1303	North Baltimore Village, Ohio	0.0034529973%
OH1304	North Bend Village, Ohio	0.0025608089%
OH1305	North Bloomfield Township, Ohio	0.0004132886%
OH1306	North Canton City, Ohio	0.0524878920%
OH1307	North College Hill City, Ohio	0.0194144077%
OH1308	North Fairfield Village, Ohio	0.0000686344%
OH1309	North Hampton Village, Ohio	0.0018236413%
OH1310	North Kingsville Village, Ohio	0.0058586766%
OH1311	North Lewisburg Village, Ohio	0.0040569220%
OH1312	North Olmsted City, Ohio	0.0399884238%
OH1313	North Perry Village, Ohio	0.0021416939%
OH1314	North Randall Village, Ohio	0.0010272691%
OH1315	North Ridgeville City, Ohio	0.1099748579%
OH1316	North Robinson Village, Ohio	0.0000652569%
OH1317	North Royalton City, Ohio	0.0490362937%
OH1318	North Star Village, Ohio	0.0006041028%
OH1319	North Township, Ohio	0.0006202542%
OH1320	Northfield Center Township, Ohio	0.0055419447%
OH1321	Northfield Village, Ohio	0.0204907382%
OH1322	Northwest Township, Ohio	0.0003378915%
OH1323	Northwood City, Ohio	0.0154037964%
OH1324	Norton City, Ohio	0.0374368018%
OH1325	Norwalk City, Ohio	0.0671930963%
OH1326	Norwalk Township, Ohio	0.0009746088%
OH1327	Norwich Township, Franklin County, Ohio	0.0881825657%
OH1328	Norwich Township, Huron County, Ohio	0.0005490754%
OH1329	Norwich Village, Ohio	0.0000776491%
OH1330	Norwood City, Ohio	0.1133550899%
OH1331	Nottingham Township, Ohio	0.0002290169%
OH1332	Oak Harbor Village, Ohio	0.0043210926%
OH1333	Oak Hill Village, Ohio	0.0009945397%
OH1334	Oakwood City, Ohio	0.0665292396%
OH1335	Oakwood Village, Cuyahoga County, Ohio	0.0160412015%
OH1336	Oakwood Village, Paulding County, Ohio	0.0006103209%
OH1337	Oberlin City, Ohio	0.0523286319%
OH1338	Obetz Village, Ohio	0.0012677151%
OH1339	Octa Village, Ohio	0.0000132032%
OH1340	Ohio City Village, Ohio	0.0013381279%

OH1341	Ohio Township, Clermont County, Ohio	0.0024995915%
OH1342	Ohio Township, Monroe County, Ohio	0.0002805325%
OH1343	Old Washington Village, Ohio	0.0016589439%
OH1344	Olive Township, Meigs County, Ohio	0.0005413001%
OH1345	Olive Township, Noble County, Ohio	0.0002069729%
OH1346	Olmsted Falls City, Ohio	0.0116318466%
OH1347	Olmsted Township, Ohio	0.0148163807%
OH1348	Ontario City, Ohio	0.0192773910%
OH1349	Orange Township, Ashland County, Ohio	0.0004880329%
OH1350	Orange Township, Carroll County, Ohio	0.0003703748%
OH1351	Orange Township, Delaware County, Ohio	0.0531556020%
OH1352	Orange Township, Meigs County, Ohio	0.0003383126%
OH1353	Orange Township, Shelby County, Ohio	0.0011891054%
OH1354	Orange Village, Ohio	0.0100237754%
OH1355	Orangeville Village, Ohio	0.0005285553%
OH1356	Oregon City, Ohio	0.0936692081%
OH1357	Orrville City, Ohio	0.0089614214%
OH1358	Orwell Township, Ohio	0.0004813742%
OH1359	Orwell Village, Ohio	0.0054712290%
OH1360	Osgood Village, Ohio	0.0000984178%
OH1361	Osnaburg Township, Ohio	0.0017515756%
OH1362	Ostrander Village, Ohio	0.0001237328%
OH1363	Ottawa County, Ohio	0.2393019717%
OH1364	Ottawa Hills Village, Ohio	0.0134021121%
OH1365	Ottawa Village, Ohio	0.0047352274%
OH1366	Ottoville Village, Ohio	0.0010927448%
OH1367	Otway Village, Ohio	0.0001137303%
OH1368	Owensville Village, Ohio	0.0008791667%
OH1369	Oxford City, Ohio	0.0794612533%
OH1370	Oxford Township, Butler County, Ohio	0.1101599888%
OH1371	Oxford Township, Coshocton County, Ohio	0.0002143057%
OH1372	Oxford Township, Guernsey County, Ohio	0.0001223811%
OH1373	Oxford Township, Tuscarawas County, Ohio	0.0000788288%
OH1374	Painesville City, Ohio	0.0828627046%
OH1375	Painesville Township, Ohio	0.0334236916%
OH1376	Paint Township, Fayette County, Ohio	0.0000280861%
OH1377	Paint Township, Highland County, Ohio	0.0002710226%
OH1378	Paint Township, Holmes County, Ohio	0.0004187862%
OH1379	Paint Township, Madison County, Ohio	0.0000155425%
OH1380	Paint Township, Ross County, Ohio	0.0003836542%
OH1381	Paint Township, Wayne County, Ohio	0.0001894347%
OH1382	Palestine Village, Ohio	0.0005121741%
OH1383	Palmer Township, Ohio	0.0000584877%
OH1384	Palmyra Township, Ohio	0.0008124819%
OH1385	Pandora Village, Ohio	0.0009188990%

OH1386	Paris Township, Portage County, Ohio	0.0001503091%
OH1387	Paris Township, Stark County, Ohio	0.0010390703%
OH1388	Parkman Township, Ohio	0.0008613792%
OH1389	Parma City, Ohio	0.1543116176%
OH1390	Parma Heights City, Ohio	0.0326118418%
OH1391	Parral Village, Ohio	0.0000098536%
OH1392	Pataskala City, Ohio	0.0174033408%
OH1393	Patterson Village, Ohio	0.0000841761%
OH1394	Paulding County, Ohio	0.0839721160%
OH1395	Paulding Township, Ohio	0.0001534939%
OH1396	Paulding Village, Ohio	0.0016847781%
OH1397	Paxton Township, Ohio	0.0010329152%
OH1398	Payne Village, Ohio	0.0005664655%
OH1399	Pease Township, Ohio	0.0005202465%
OH1400	Pebble Township, Ohio	0.0003464673%
OH1401	Pee Pee Township, Ohio	0.0015041749%
OH1402	Peebles Village, Ohio	0.0067989872%
OH1403	Pemberville Village, Ohio	0.0012856905%
OH1404	Peninsula Village, Ohio	0.0050407601%
OH1405	Penn Township, Ohio	0.0001392397%
OH1406	Pepper Pike City, Ohio	0.0193758750%
OH1407	Perkins Township, Ohio	0.0512077107%
OH1408	Perry County, Ohio	0.2380485965%
OH1409	Perry Township, Allen County, Ohio	0.0045543679%
OH1410	Perry Township, Brown County, Ohio	0.0143559087%
OH1411	Perry Township, Columbiana County, Ohio	0.0048853229%
OH1412	Perry Township, Fayette County, Ohio	0.0003538844%
OH1413	Perry Township, Franklin County, Ohio	0.0091642053%
OH1414	Perry Township, Lake County, Ohio	0.0025586608%
OH1415	Perry Township, Lawrence County, Ohio	0.0009214313%
OH1416	Perry Township, Licking County, Ohio	0.0016309840%
OH1417	Perry Township, Logan County, Ohio	0.0026933538%
OH1418	Perry Township, Monroe County, Ohio	0.0000872768%
OH1419	Perry Township, Muskingum County, Ohio	0.0027986277%
OH1420	Perry Township, Pickaway County, Ohio	0.0000291493%
OH1421	Perry Township, Pike County, Ohio	0.0001267563%
OH1422	Perry Township, Putnam County, Ohio	0.0000082784%
OH1423	Perry Township, Richland County, Ohio	0.0004103471%
OH1424	Perry Township, Stark County, Ohio	0.0537347763%
OH1425	Perry Township, Wood County, Ohio	0.0001040797%
OH1426	Perry Village, Ohio	0.0054300469%
OH1427	Perrysburg City, Ohio	0.0576846462%
OH1428	Perrysburg Township, Ohio	0.0342177338%
OH1429	Perrysville Village, Ohio	0.0008459238%
OH1430	Peru Township, Huron County, Ohio	0.0000274538%
OH1431	Peru Township, Morrow County, Ohio	0.0000708495%

OH1432	Phillipsburg Village, Ohio	0.0041962937%
OH1433	Philo Village, Ohio	0.0010532470%
OH1434	Pickaway County, Ohio	0.0934088328%
OH1435	Pickaway Township, Ohio	0.0005441197%
OH1436	Pickerington City, Ohio	0.0350194279%
OH1437	Pierce Township, Ohio	0.0721778605%
OH1438	Pierpont Township, Ohio	0.0011858243%
OH1439	Pike County, Ohio	0.3072066041%
OH1440	Pike Township, Brown County, Ohio	0.0024184900%
OH1441	Pike Township, Clark County, Ohio	0.0026810249%
OH1442	Pike Township, Perry County, Ohio	0.0022268646%
OH1443	Pike Township, Stark County, Ohio	0.0021276201%
OH1444	Piketon Village, Ohio	0.0023999196%
OH1445	Pioneer Village, Ohio	0.0028760068%
OH1446	Piqua City, Ohio	0.0869480927%
OH1447	Pitsburg Village, Ohio	0.0005659024%
OH1448	Pitt Township, Ohio	0.0002833522%
OH1449	Plain City Village, Ohio	0.0102501421%
OH1450	Plain Township, Franklin County, Ohio	0.0388485937%
OH1451	Plain Township, Stark County, Ohio	0.0464019090%
OH1452	Plain Township, Wayne County, Ohio	0.0002976831%
OH1453	Plain Township, Wood County, Ohio	0.0002693828%
OH1454	Plainfield Village, Ohio	0.0000153076%
OH1455	Pleasant City Village, Ohio	0.0008654831%
OH1456	Pleasant Hill Village, Ohio	0.0002839214%
OH1457	Pleasant Plain Village, Ohio	0.0000116356%
OH1458	Pleasant Township, Brown County, Ohio	0.0012092450%
OH1459	Pleasant Township, Clark County, Ohio	0.0032390047%
OH1460	Pleasant Township, Fairfield County, Ohio	0.0068849393%
OH1461	Pleasant Township, Franklin County, Ohio	0.0137844922%
OH1462	Pleasant Township, Hancock County, Ohio	0.0002811062%
OH1463	Pleasant Township, Henry County, Ohio	0.0002233406%
OH1464	Pleasant Township, Knox County, Ohio	0.0045641970%
OH1465	Pleasant Township, Marion County, Ohio	0.0096326984%
OH1466	Pleasant Township, Perry County, Ohio	0.0001828826%
OH1467	Pleasant Township, Seneca County, Ohio	0.0003208676%
OH1468	Pleasant Township, Van Wert County, Ohio	0.0002849717%
OH1469	Pleasantville Village, Ohio	0.0000570350%
OH1470	Plymouth Township, Ohio	0.0017493844%
OH1471	Plymouth Village, Ohio	0.0065060016%
OH1472	Poland Township, Ohio	0.0148262002%
OH1473	Poland Village, Ohio	0.0061663235%
OH1474	Polk Township, Ohio	0.0010767393%
OH1475	Polk Village, Ohio	0.0000406694%
OH1476	Pomeroy Village, Ohio	0.0093881741%
OH1477	Port Clinton City, Ohio	0.0145364578%

OH1478	Port Jefferson Village, Ohio	0.0003105872%
OH1479	Port Washington Village, Ohio	0.0003251687%
OH1480	Port William Village, Ohio	0.0010928837%
OH1481	Portage County, Ohio	0.9187057360%
OH1482	Portage Township, Hancock County, Ohio	0.0001686637%
OH1483	Portage Township, Ottawa County, Ohio	0.0000480885%
OH1484	Portage Township, Wood County, Ohio	0.0001408137%
OH1485	Portage Village, Ohio	0.0016040519%
OH1486	Porter Township, Delaware County, Ohio	0.0036954857%
OH1487	Porter Township, Scioto County, Ohio	0.0395496982%
OH1488	Portsmouth City, Ohio	0.2233662325%
OH1489	Potsdam Village, Ohio	0.0000227137%
OH1490	Powell City, Ohio	0.0184361841%
OH1491	Powhatan Point Village, Ohio	0.0016591645%
OH1492	Prairie Township, Franklin County, Ohio	0.0344574120%
OH1493	Prairie Township, Holmes County, Ohio	0.0003867956%
OH1494	Preble County, Ohio	0.3067055248%
OH1495	Proctorville Village, Ohio	0.0018254771%
OH1496	Prospect Village, Ohio	0.0011157566%
OH1497	Providence Township, Ohio	0.0026476678%
OH1498	Pulaski Township, Ohio	0.0002907439%
OH1499	Pultney Township, Ohio	0.0018560145%
OH1500	Pusheta Township, Ohio	0.0002670784%
OH1501	Put In Bay Township, Ohio	0.0034623699%
OH1502	Put-In-Bay Village, Ohio	0.0040050827%
OH1503	Putnam County, Ohio	0.1372967601%
OH1504	Quaker City Village, Ohio	0.0004351328%
OH1505	Quincy Village, Ohio	0.0003391631%
OH1506	Raccoon Township, Ohio	0.0003561309%
OH1507	Racine Village, Ohio	0.0010826003%
OH1508	Radnor Township, Ohio	0.0001814747%
OH1509	Randolph Township, Ohio	0.0013730943%
OH1510	Range Township, Ohio	0.0007149570%
OH1511	Rarden Township, Ohio	0.0020471447%
OH1512	Rarden Village, Ohio	0.0005117862%
OH1513	Ravenna City, Ohio	0.0218557620%
OH1514	Ravenna Township, Ohio	0.0059636168%
OH1515	Rawson Village, Ohio	0.0001405531%
OH1516	Rayland Village, Ohio	0.0003984552%
OH1517	Reading City, Ohio	0.0457344992%
OH1518	Reading Township, Ohio	0.0019364040%
OH1519	Recovery Township, Ohio	0.0000812132%
OH1520	Reily Township, Ohio	0.0012764211%
OH1521	Reminderville Village, Ohio	0.0151415568%
OH1522	Rendville Village, Ohio	0.0001828826%
OH1523	Republic Village, Ohio	0.0011130095%

OH1524	Reynoldsburg City, Ohio	0.0697130845%
OH1525	Rice Township, Ohio	0.0003978688%
OH1526	Richfield Township, Henry County, Ohio	0.0023349246%
OH1527	Richfield Township, Lucas County, Ohio	0.0047039321%
OH1528	Richfield Township, Summit County, Ohio	0.0095996121%
OH1529	Richfield Village, Ohio	0.0399887454%
OH1530	Richland County, Ohio	0.7455113947%
OH1531	Richland Township, Allen County, Ohio	0.0002999883%
OH1532	Richland Township, Belmont County, Ohio	0.0026715361%
OH1533	Richland Township, Clinton County, Ohio	0.0005798975%
OH1534	Richland Township, Darke County, Ohio	0.0002952534%
OH1535	Richland Township, Fairfield County, Ohio	0.0003503579%
OH1536	Richland Township, Holmes County, Ohio	0.0001483201%
OH1537	Richland Township, Wyandot County, Ohio	0.0001079437%
OH1538	Richmond Heights City, Ohio	0.0218650269%
OH1539	Richmond Township, Ashtabula County, Ohio	0.0003170025%
OH1540	Richmond Township, Huron County, Ohio	0.0015099572%
OH1541	Richmond Village, Ohio	0.0007609773%
OH1542	Richwood Village, Ohio	0.0014048433%
OH1543	Ridgefield Township, Ohio	0.0003431721%
OH1544	Ridgeville Township, Ohio	0.0002165727%
OH1545	Ridgeway Village, Ohio	0.0003864298%
OH1546	Riley Township, Ohio	0.0007202182%
OH1547	Rio Grande Village, Ohio	0.0014432672%
OH1548	Ripley Township, Holmes County, Ohio	0.0000348988%
OH1549	Ripley Township, Huron County, Ohio	0.0000137269%
OH1550	Ripley Village, Ohio	0.0111932679%
OH1551	Risingsun Village, Ohio	0.0004530528%
OH1552	Rittman City, Ohio	0.0059649971%
OH1553	Riverlea Village, Ohio	0.0001680104%
OH1554	Riverside City, Ohio	0.0817797700%
OH1555	Roaming Shores Village, Ohio	0.0034987688%
OH1556	Rochester Township, Ohio	0.0013537465%
OH1557	Rochester Village, Ohio	0.0000194784%
OH1558	Rock Creek Village, Ohio	0.0002113350%
OH1559	Rockford Village, Ohio	0.0018408327%
OH1560	Rocky Ridge Village, Ohio	0.0002129632%
OH1561	Rocky River City, Ohio	0.0503638414%
OH1562	Rogers Village, Ohio	0.0005457718%
OH1563	Rome Township, Ashtabula County, Ohio	0.0014206410%

OH1564	Rome Township, Athens County, Ohio	0.0002813909%
OH1565	Rome Township, Lawrence County, Ohio	0.0010605153%
OH1566	Rome Village, Ohio	0.0002586036%
OH1567	Rootstown Township, Ohio	0.0026527533%
OH1568	Rose Township, Ohio	0.0004793086%
OH1569	Roseville Village, Ohio	0.0016522526%
OH1570	Ross County, Ohio	1.0109583321%
OH1571	Ross Township, Butler County, Ohio	0.0261747113%
OH1572	Ross Township, Greene County, Ohio	0.0002579678%
OH1573	Ross Township, Jefferson County, Ohio	0.0004940844%
OH1574	Roszburg Village, Ohio	0.0000984178%
OH1575	Rosford City, Ohio	0.0126977241%
OH1576	Roswell Village, Ohio	0.0002759007%
OH1577	Roundhead Township, Ohio	0.0002332423%
OH1578	Royalton Township, Ohio	0.0009661532%
OH1579	Rumley Township, Ohio	0.0006297965%
OH1580	Rush Creek Township, Ohio	0.0026562014%
OH1581	Rush Township, Scioto County, Ohio	0.0047482384%
OH1582	Rush Township, Tuscarawas County, Ohio	0.0000689752%
OH1583	Rushcreek Township, Ohio	0.0004189662%
OH1584	Rushsylvania Village, Ohio	0.0000099754%
OH1585	Rushville Village, Ohio	0.0000244436%
OH1586	Russell Township, Ohio	0.0185770784%
OH1587	Russells Point Village, Ohio	0.0022943385%
OH1588	Russellville Village, Ohio	0.0057671685%
OH1589	Russia Village, Ohio	0.0003460829%
OH1590	Rutland Village, Ohio	0.0004567220%
OH1591	Sabina Village, Ohio	0.0072933257%
OH1592	Sagamore Hills Township, Ohio	0.0226207726%
OH1593	Salem City, Ohio	0.0383095249%
OH1594	Salem Township, Auglaize County, Ohio	0.0001157340%
OH1595	Salem Township, Champaign County, Ohio	0.0003806616%
OH1596	Salem Township, Columbiana County, Ohio	0.0009051824%
OH1597	Salem Township, Muskingum County, Ohio	0.0003912060%
OH1598	Salem Township, Ottawa County, Ohio	0.0007213271%
OH1599	Salem Township, Shelby County, Ohio	0.0010648705%
OH1600	Salem Township, Tuscarawas County, Ohio	0.0026407637%
OH1601	Salem Township, Warren County, Ohio	0.0074583911%
OH1602	Salem Township, Washington County, Ohio	0.0005013228%
OH1603	Salesville Village, Ohio	0.0000679895%
OH1604	Salineville Village, Ohio	0.0034609917%
OH1605	Salisbury Township, Ohio	0.0003552282%

OH1606	Salt Creek Township, Hocking County, Ohio	0.0001833021%
OH1607	Salt Creek Township, Holmes County, Ohio	0.0000465318%
OH1608	Salt Creek Township, Wayne County, Ohio	0.0001391765%
OH1609	Salt Lick Township, Ohio	0.0000430312%
OH1610	Salt Rock Township, Ohio	0.0007066458%
OH1611	Saltcreek Township, Ohio	0.0003935151%
OH1612	Sandusky City, Ohio	0.1261336610%
OH1613	Sandusky County, Ohio	0.3072903644%
OH1614	Sandusky Township, Crawford County, Ohio	0.0000108762%
OH1615	Sandusky Township, Sandusky County, Ohio	0.0015100930%
OH1616	Sandy Township, Stark County, Ohio	0.0049479536%
OH1617	Sandy Township, Tuscarawas County, Ohio	0.0006897517%
OH1618	Sarahsville Village, Ohio	0.0000689910%
OH1619	Sardinia Village, Ohio	0.0044028921%
OH1620	Savannah Village, Ohio	0.0002294615%
OH1621	Saybrook Township, Ohio	0.0161906113%
OH1622	Scio Village, Ohio	0.0001526779%
OH1623	Scioto County, Ohio	0.9401796346%
OH1624	Scioto Township, Delaware County, Ohio	0.0019714756%
OH1625	Scioto Township, Pickaway County, Ohio	0.0062913839%
OH1626	Scioto Township, Pike County, Ohio	0.0002619631%
OH1627	Scioto Township, Ross County, Ohio	0.0146969071%
OH1628	Scipio Township, Meigs County, Ohio	0.0004736376%
OH1629	Scipio Township, Seneca County, Ohio	0.0005615183%
OH1630	Scott Township, Marion County, Ohio	0.0001301716%
OH1631	Scott Township, Sandusky County, Ohio	0.0009313747%
OH1632	Scott Village, Ohio	0.0006416289%
OH1633	Seal Township, Ohio	0.0013351665%
OH1634	Seaman Village, Ohio	0.0025035030%
OH1635	Sebring Village, Ohio	0.0078737318%
OH1636	Seneca County, Ohio	0.2801274556%
OH1637	Seneca Township, Monroe County, Ohio	0.0000124681%
OH1638	Seneca Township, Noble County, Ohio	0.0000172477%
OH1639	Senecaville Village, Ohio	0.0007886782%
OH1640	Seven Hills City, Ohio	0.0208535620%
OH1641	Seven Mile Village, Ohio	0.0013087356%
OH1642	Seville Village, Ohio	0.0055383307%
OH1643	Shadyside Village, Ohio	0.0078177582%
OH1644	Shaker Heights City, Ohio	0.1048407101%
OH1645	Shalersville Township, Ohio	0.0000934354%
OH1646	Sharon Township, Franklin County, Ohio	0.0053763338%
OH1647	Sharon Township, Medina County, Ohio	0.0058099333%

OH1648	Sharon Township, Richland County, Ohio	0.0000802853%
OH1649	Sharonville City, Ohio	0.1284229161%
OH1650	Shawnee Hills Village, Ohio	0.0030520752%
OH1651	Shawnee Township, Ohio	0.0289829613%
OH1652	Shawnee Village, Ohio	0.0005916790%
OH1653	Sheffield Lake City, Ohio	0.0113266702%
OH1654	Sheffield Township, Ashtabula County, Ohio	0.0012562693%
OH1655	Sheffield Township, Lorain County, Ohio	0.0039054125%
OH1656	Sheffield Village, Ohio	0.0383431647%
OH1657	Shelby City, Ohio	0.0301426674%
OH1658	Shelby County, Ohio	0.2601922372%
OH1659	Sherrodsville Village, Ohio	0.0010675510%
OH1660	Sherwood Village, Ohio	0.0012358778%
OH1661	Shiloh Village, Ohio	0.0001516500%
OH1662	Shreve Village, Ohio	0.0012061965%
OH1663	Sidney City, Ohio	0.0768126600%
OH1664	Silver Lake Village, Ohio	0.0087129009%
OH1665	Silverton Village, Ohio	0.0117488480%
OH1666	Sinking Spring Village, Ohio	0.0018697801%
OH1667	Smith Township, Belmont County, Ohio	0.0011670394%
OH1668	Smith Township, Mahoning County, Ohio	0.0056258490%
OH1669	Smithfield Township, Ohio	0.0003028259%
OH1670	Smithfield Village, Ohio	0.0021516579%
OH1671	Smithville Village, Ohio	0.0012448566%
OH1672	Solon City, Ohio	0.0575665779%
OH1673	Somerford Township, Ohio	0.0018806477%
OH1674	Somers Township, Ohio	0.0009493500%
OH1675	Somerset Village, Ohio	0.0013447250%
OH1676	Somerville Village, Ohio	0.0001615723%
OH1677	South Amherst Village, Ohio	0.0020257501%
OH1678	South Bloomfield Township, Ohio	0.0004782339%
OH1679	South Bloomfield Village, Ohio	0.0012874261%
OH1680	South Charleston Village, Ohio	0.0026810249%
OH1681	South Euclid City, Ohio	0.0416202012%
OH1682	South Lebanon Village, Ohio	0.0058643200%
OH1683	South Point Village, Ohio	0.0061370801%
OH1684	South Russell Village, Ohio	0.0067283287%
OH1685	South Salem Village, Ohio	0.0005572426%
OH1686	South Solon Village, Ohio	0.0007460421%
OH1687	South Vienna Village, Ohio	0.0009118207%
OH1688	South Webster Village, Ohio	0.0024736332%
OH1689	South Zanesville Village, Ohio	0.0015547932%
OH1690	Southington Township, Ohio	0.0014492645%
OH1691	Sparta Village, Ohio	0.0000770825%
OH1692	Spencer Township, Allen County, Ohio	0.0001636300%

OH1693	Spencer Township, Guernsey County, Ohio	0.0001631748%
OH1694	Spencer Township, Lucas County, Ohio	0.0024565990%
OH1695	Spencer Township, Medina County, Ohio	0.0000708528%
OH1696	Spencer Village, Ohio	0.0016178066%
OH1697	Spencerville Village, Ohio	0.0025294469%
OH1698	Sprigg Township, Ohio	0.0001054107%
OH1699	Spring Valley Township, Ohio	0.0070786377%
OH1700	Spring Valley Village, Ohio	0.0001444620%
OH1701	Springboro City, Ohio	0.0299889938%
OH1702	Springdale City, Ohio	0.0692154947%
OH1703	Springfield City, Ohio	0.4735887613%
OH1704	Springfield Township, Clark County, Ohio	0.0105063514%
OH1705	Springfield Township, Gallia County, Ohio	0.0009746740%
OH1706	Springfield Township, Hamilton County, Ohio	0.1053972703%
OH1707	Springfield Township, Jefferson County, Ohio	0.0002231349%
OH1708	Springfield Township, Lucas County, Ohio	0.0432543386%
OH1709	Springfield Township, Mahoning County, Ohio	0.0039675747%
OH1710	Springfield Township, Richland County, Ohio	0.0177162881%
OH1711	Springfield Township, Ross County, Ohio	0.0053121351%
OH1712	Springfield Township, Summit County, Ohio	0.0469667767%
OH1713	Springfield Township, Williams County, Ohio	0.0004950504%
OH1714	St Albans Township, Ohio	0.0043369348%
OH1715	St Clair Township, Butler County, Ohio	0.0005493458%
OH1716	St Clair Township, Columbiana County, Ohio	0.0167991211%
OH1717	St Marys Township, Ohio	0.0002136628%
OH1718	St. Bernard Village, Ohio	0.0379854367%
OH1719	St. Clairsville City, Ohio	0.0187569954%
OH1720	St. Henry Village, Ohio	0.0014076956%
OH1721	St. Louisville Village, Ohio	0.0003799451%
OH1722	St. Marys City, Ohio	0.0281144576%
OH1723	St. Paris Village, Ohio	0.0038066155%
OH1724	Stafford Village, Ohio	0.0000249362%
OH1725	Stark County, Ohio	1.5315796664%
OH1726	Starr Township, Ohio	0.0001436692%
OH1727	Staunton Township, Ohio	0.0003747763%
OH1728	Sterling Township, Ohio	0.0043408795%
OH1729	Steubenville City, Ohio	0.1367338744%

OH1730	Steubenville Township, Ohio	0.0000318764%
OH1731	Stock Township, Harrison County, Ohio	0.0003339830%
OH1732	Stock Township, Noble County, Ohio	0.0000344955%
OH1733	Stockport Village, Ohio	0.0002249256%
OH1734	Stokes Township, Logan County, Ohio	0.0047782092%
OH1735	Stokes Township, Madison County, Ohio	0.0007615846%
OH1736	Stone Creek Village, Ohio	0.0001379503%
OH1737	Stonelick Township, Ohio	0.0184280231%
OH1738	Stoutsville Village, Ohio	0.0000733307%
OH1739	Stow City, Ohio	0.1475892163%
OH1740	Strasburg Village, Ohio	0.0032911011%
OH1741	Stratton Village, Ohio	0.0014981914%
OH1742	Streetsboro City, Ohio	0.0206045399%
OH1743	Strongsville City, Ohio	0.0739396664%
OH1744	Struthers City, Ohio	0.0252671862%
OH1745	Stryker Village, Ohio	0.0016737417%
OH1746	Suffield Township, Ohio	0.0026771277%
OH1747	Sugar Bush Knolls Village, Ohio	0.0000982645%
OH1748	Sugar Creek Township, Allen County, Ohio	0.0002727166%
OH1749	Sugar Creek Township, Putnam County, Ohio	0.0001655674%
OH1750	Sugar Creek Township, Wayne County, Ohio	0.0003634054%
OH1751	Sugar Grove Village, Ohio	0.0001955486%
OH1752	Sugarcreek Township, Ohio	0.0470017417%
OH1753	Sugarcreek Village, Ohio	0.0027688605%
OH1754	Sullivan Township, Ohio	0.0017162492%
OH1755	Summerfield Village, Ohio	0.0001212800%
OH1756	Summit Township, Ohio	0.0000062341%
OH1757	Summitville Village, Ohio	0.0004792142%
OH1758	Sunbury Village, Ohio	0.0082323543%
OH1759	Sunfish Township, Ohio	0.0000676034%
OH1760	Swan Creek Township, Ohio	0.0048429959%
OH1761	Swanton Township, Ohio	0.0015012549%
OH1762	Swanton Village, Ohio	0.0072434936%
OH1763	Switzerland Township, Ohio	0.0001807876%
OH1764	Sycamore Township, Hamilton County, Ohio	0.0584269292%
OH1765	Sycamore Township, Wyandot County, Ohio	0.0002766058%
OH1766	Sycamore Village, Ohio	0.0012008738%
OH1767	Sylvania City, Ohio	0.0526622027%
OH1768	Sylvania Township, Ohio	0.1247952267%
OH1769	Symmes Township, Hamilton County, Ohio	0.0305202839%
OH1770	Symmes Township, Lawrence County, Ohio	0.0000521565%

OH1771	Syracuse Village, Ohio	0.0005413001%
OH1772	Tallmadge City, Ohio	0.0580737905%
OH1773	Tarlton Village, Ohio	0.0002242634%
OH1774	Tate Township, Ohio	0.0267197716%
OH1775	Taylor Creek Township, Ohio	0.0001110677%
OH1776	Terrace Park Village, Ohio	0.0056698421%
OH1777	Texas Township, Ohio	0.0002936562%
OH1778	The Village of Indian Hill City, Ohio	0.0264202950%
OH1779	Thompson Township, Delaware County, Ohio	0.0002474656%
OH1780	Thompson Township, Geauga County, Ohio	0.0022491568%
OH1781	Thorn Township, Ohio	0.0007422882%
OH1782	Thornville Village, Ohio	0.0006131946%
OH1783	Thurston Village, Ohio	0.0013688400%
OH1784	Tiffin City, Ohio	0.0703803061%
OH1785	Tiffin Township, Ohio	0.0005075927%
OH1786	Tiltonsville Village, Ohio	0.0016575735%
OH1787	Timberlake Village, Ohio	0.0023312243%
OH1788	Tipp City, Ohio	0.0376479790%
OH1789	Tiro Village, Ohio	0.0000326285%
OH1790	Toledo City, Ohio	1.0197706186%
OH1791	Tontogany Village, Ohio	0.0001897924%
OH1792	Toronto City, Ohio	0.0279077997%
OH1793	Townsend Township, Huron County, Ohio	0.0006177098%
OH1794	Townsend Township, Sandusky County, Ohio	0.0000271274%
OH1795	Tremont City Village, Ohio	0.0006396354%
OH1796	Trenton City, Ohio	0.0416371797%
OH1797	Trenton Township, Ohio	0.0000577420%
OH1798	Trimble Township, Ohio	0.0023032365%
OH1799	Trimble Village, Ohio	0.0004320101%
OH1800	Trotwood City, Ohio	0.0811683100%
OH1801	Troy City, Ohio	0.0899917302%
OH1802	Troy Township, Ashland County, Ohio	0.0002358826%
OH1803	Troy Township, Athens County, Ohio	0.0008754383%
OH1804	Troy Township, Geauga County, Ohio	0.0026032794%
OH1805	Troy Township, Richland County, Ohio	0.0034790294%
OH1806	Troy Township, Wood County, Ohio	0.0027734180%
OH1807	Trumbull County, Ohio	2.0203599712%
OH1808	Trumbull Township, Ohio	0.0006457459%
OH1809	Truro Township, Ohio	0.0493339720%
OH1810	Tully Township, Ohio	0.0007929647%
OH1811	Turtle Creek Township, Ohio	0.0003372090%
OH1812	Turtlecreek Township, Ohio	0.0071325956%
OH1813	Tuscarawas County, Ohio	0.3721703206%

OH1814	Tuscarawas Township, Ohio	0.0020979323%
OH1815	Tuscarawas Village, Ohio	0.0003842902%
OH1816	Twin Township, Darke County, Ohio	0.0003813690%
OH1817	Twin Township, Ross County, Ohio	0.0052531114%
OH1818	Twinsburg City, Ohio	0.0833508485%
OH1819	Tymochtee Township, Ohio	0.0003170847%
OH1820	Uhrichsville City, Ohio	0.0101787647%
OH1821	Union City Village, Ohio	0.0076150778%
OH1822	Union City, Ohio	0.0198982889%
OH1823	Union County, Ohio	0.3002174205%
OH1824	Union Township, Auglaize County, Ohio	0.0001691497%
OH1825	Union Township, Carroll County, Ohio	0.0000762536%
OH1826	Union Township, Champaign County, Ohio	0.0000211479%
OH1827	Union Township, Clermont County, Ohio	0.3185341547%
OH1828	Union Township, Clinton County, Ohio	0.0085869431%
OH1829	Union Township, Fayette County, Ohio	0.0014043033%
OH1830	Union Township, Highland County, Ohio	0.0112248527%
OH1831	Union Township, Lawrence County, Ohio	0.0011822137%
OH1832	Union Township, Licking County, Ohio	0.0076823054%
OH1833	Union Township, Logan County, Ohio	0.0001197046%
OH1834	Union Township, Mercer County, Ohio	0.0004692319%
OH1835	Union Township, Miami County, Ohio	0.0038499743%
OH1836	Union Township, Muskingum County, Ohio	0.0003209896%
OH1837	Union Township, Pike County, Ohio	0.0001098555%
OH1838	Union Township, Ross County, Ohio	0.0119227921%
OH1839	Union Township, Tuscarawas County, Ohio	0.0002167791%
OH1840	Union Township, Union County, Ohio	0.0002502189%
OH1841	Union Township, Van Wert County, Ohio	0.0002973617%
OH1842	Union Township, Warren County, Ohio	0.0079936267%
OH1843	Unionville Center Village, Ohio	0.0001475046%
OH1844	Uniopolis Village, Ohio	0.0002492732%
OH1845	Unity Township, Ohio	0.0000798690%
OH1846	University Heights City, Ohio	0.0306916388%
OH1847	Upper Arlington City, Ohio	0.1198448950%
OH1848	Upper Sandusky City, Ohio	0.0108550896%
OH1849	Upper Township, Ohio	0.0007475763%
OH1850	Urbana City, Ohio	0.0575116162%
OH1851	Urbancrest Village, Ohio	0.0003436577%
OH1852	Utica Village, Ohio	0.0044986588%
OH1853	Valley Hi Village, Ohio	0.0001316045%
OH1854	Valley Township, Guernsey County, Ohio	0.0005439160%

OH1855	Valley Township, Scioto County, Ohio	0.0018196842%
OH1856	Valley View Village, Ohio	0.0158831601%
OH1857	Valleyview Village, Ohio	0.0016037359%
OH1858	Van Buren Township, Darke County, Ohio	0.0003444623%
OH1859	Van Buren Township, Putnam County, Ohio	0.0002317943%
OH1860	Van Buren Township, Shelby County, Ohio	0.0003904525%
OH1861	Van Buren Village, Ohio	0.0001188906%
OH1862	Van Wert City, Ohio	0.0528808311%
OH1863	Van Wert County, Ohio	0.1122540604%
OH1864	Vandalia City, Ohio	0.0967305650%
OH1865	Vanlue Village, Ohio	0.0001114793%
OH1866	Venedocia Village, Ohio	0.0000371702%
OH1867	Venice Township, Ohio	0.0000100271%
OH1868	Vermilion City, Ohio	0.0432196320%
OH1869	Vermilion Township, Ohio	0.0012778552%
OH1870	Vermillion Township, Ohio	0.0004880329%
OH1871	Vernon Township, Crawford County, Ohio	0.0000108762%
OH1872	Vernon Township, Scioto County, Ohio	0.0038952614%
OH1873	Vernon Township, Trumbull County, Ohio	0.0006308563%
OH1874	Verona Village, Ohio	0.0012373333%
OH1875	Versailles Village, Ohio	0.0100017096%
OH1876	Vienna Township, Ohio	0.0042113922%
OH1877	Vinton County, Ohio	0.1090168446%
OH1878	Vinton Township, Ohio	0.0001170406%
OH1879	Vinton Village, Ohio	0.0005060807%
OH1880	Violet Township, Ohio	0.0621844457%
OH1881	Virginia Township, Ohio	0.0000841915%
OH1882	Wabash Township, Ohio	0.0000492089%
OH1883	Wadsworth City, Ohio	0.0760959559%
OH1884	Waite Hill Village, Ohio	0.0053068521%
OH1885	Wakeman Village, Ohio	0.0018119487%
OH1886	Walbridge Village, Ohio	0.0029019871%
OH1887	Waldo Township, Ohio	0.0000743838%
OH1888	Waldo Village, Ohio	0.0004160980%
OH1889	Walnut Township, Fairfield County, Ohio	0.0087100593%
OH1890	Walnut Township, Gallia County, Ohio	0.0001499498%
OH1891	Walton Hills Village, Ohio	0.0099526568%
OH1892	Wapakoneta City, Ohio	0.0275268850%
OH1893	Ward Township, Ohio	0.0001486233%
OH1894	Warren City, Ohio	0.3520178232%
OH1895	Warren County, Ohio	1.0504230532%
OH1896	Warren Township, Belmont County,	0.0000984250%

OH1897	Warren Township, Jefferson County, Ohio	0.0004303316%
OH1898	Warren Township, Trumbull County, Ohio	0.0001534515%
OH1899	Warren Township, Tuscarawas County, Ohio	0.0002069255%
OH1900	Warren Township, Washington County, Ohio	0.0008773149%
OH1901	Warrensville Heights City, Ohio	0.0361164097%
OH1902	Warsaw Village, Ohio	0.0003911414%
OH1903	Warwick Township, Ohio	0.0008474093%
OH1904	Washington County, Ohio	0.3325608246%
OH1905	Washington Court House City, Ohio	0.0376016242%
OH1906	Washington Township, Auglaize County, Ohio	0.0023680955%
OH1907	Washington Township, Belmont County, Ohio	0.0000843643%
OH1908	Washington Township, Brown County, Ohio	0.0011782387%
OH1909	Washington Township, Carroll County, Ohio	0.0002178675%
OH1910	Washington Township, Clermont County, Ohio	0.0305984481%
OH1911	Washington Township, Clinton County, Ohio	0.0029440948%
OH1912	Washington Township, Columbiana County, Ohio	0.0006256408%
OH1913	Washington Township, Coshocton County, Ohio	0.0000841915%
OH1914	Washington Township, Darke County, Ohio	0.0003198579%
OH1915	Washington Township, Defiance County, Ohio	0.0003531079%
OH1916	Washington Township, Franklin County, Ohio	0.1225330619%
OH1917	Washington Township, Guernsey County, Ohio	0.0000951853%
OH1918	Washington Township, Hancock County, Ohio	0.0008925122%
OH1919	Washington Township, Harrison County, Ohio	0.0003339830%
OH1920	Washington Township, Henry County, Ohio	0.0002571801%
OH1921	Washington Township, Highland County, Ohio	0.0004065339%
OH1922	Washington Township, Hocking County, Ohio	0.0002427514%
OH1923	Washington Township, Holmes County,	0.0000261741%

OH1924	Washington Township, Jackson County, Ohio	0.0003315132%
OH1925	Washington Township, Lawrence County, Ohio	0.0000695420%
OH1926	Washington Township, Licking County, Ohio	0.0008154920%
OH1927	Washington Township, Logan County, Ohio	0.0017756185%
OH1928	Washington Township, Lucas County, Ohio	0.0071150384%
OH1929	Washington Township, Mercer County, Ohio	0.0001173080%
OH1930	Washington Township, Miami County, Ohio	0.0009766897%
OH1931	Washington Township, Monroe County, Ohio	0.0000062341%
OH1932	Washington Township, Montgomery County, Ohio	0.1316317394%
OH1933	Washington Township, Morrow County, Ohio	0.0002420690%
OH1934	Washington Township, Muskingum County, Ohio	0.0014845767%
OH1935	Washington Township, Paulding County, Ohio	0.0000402008%
OH1936	Washington Township, Pickaway County, Ohio	0.0003983733%
OH1937	Washington Township, Preble County, Ohio	0.0006874604%
OH1938	Washington Township, Richland County, Ohio	0.0012132000%
OH1939	Washington Township, Sandusky County, Ohio	0.0006510581%
OH1940	Washington Township, Scioto County, Ohio	0.0113445935%
OH1941	Washington Township, Shelby County, Ohio	0.0000798653%
OH1942	Washington Township, Stark County, Ohio	0.0006531299%
OH1943	Washington Township, Wood County, Ohio	0.0002265264%
OH1944	Washingtonville Village, Ohio	0.0014015930%
OH1945	Waterford Township, Ohio	0.0050048725%
OH1946	Waterloo Township, Ohio	0.0006670006%
OH1947	Watertown Township, Ohio	0.0001503968%
OH1948	Waterville City, Ohio	0.0124831621%
OH1949	Waterville Township, Ohio	0.0015558460%
OH1950	Wauseon City, Ohio	0.0277126990%
OH1951	Waverly Village, Ohio	0.0077490360%
OH1952	Wayne County, Ohio	0.2257675097%

OH1953	Wayne Lakes Village, Ohio	0.0075166600%
OH1954	Wayne Township, Adams County, Ohio	0.0012649279%
OH1955	Wayne Township, Ashtabula County, Ohio	0.0005165967%
OH1956	Wayne Township, Auglaize County, Ohio	0.0004273255%
OH1957	Wayne Township, Belmont County, Ohio	0.0000562429%
OH1958	Wayne Township, Butler County, Ohio	0.0007432325%
OH1959	Wayne Township, Champaign County, Ohio	0.0014909244%
OH1960	Wayne Township, Clermont County, Ohio	0.0020513889%
OH1961	Wayne Township, Clinton County, Ohio	0.0002007337%
OH1962	Wayne Township, Columbiana County, Ohio	0.0005990178%
OH1963	Wayne Township, Darke County, Ohio	0.0000369067%
OH1964	Wayne Township, Fayette County, Ohio	0.0001404303%
OH1965	Wayne Township, Jefferson County, Ohio	0.0021038433%
OH1966	Wayne Township, Monroe County, Ohio	0.0000062341%
OH1967	Wayne Township, Muskingum County, Ohio	0.0001404329%
OH1968	Wayne Township, Noble County, Ohio	0.0000862387%
OH1969	Wayne Township, Pickaway County, Ohio	0.0000437239%
OH1970	Wayne Township, Tuscarawas County, Ohio	0.0003941438%
OH1971	Wayne Township, Warren County, Ohio	0.0038164622%
OH1972	Wayne Village, Ohio	0.0008081483%
OH1973	Waynesburg Village, Ohio	0.0012073007%
OH1974	Waynesfield Village, Ohio	0.0007567223%
OH1975	Waynesville Village, Ohio	0.0046309511%
OH1976	Weathersfield Township, Ohio	0.0249955502%
OH1977	Weller Township, Ohio	0.0004460294%
OH1978	Wellington Village, Ohio	0.0164981765%
OH1979	Wells Township, Ohio	0.0100888848%
OH1980	Wellston City, Ohio	0.0406103723%
OH1981	Wellsville Village, Ohio	0.0125660620%
OH1982	Wesley Township, Ohio	0.0001253307%
OH1983	West Alexandria Village, Ohio	0.0099845432%
OH1984	West Carrollton City, Ohio	0.0603546931%
OH1985	West Chester Township, Ohio	0.3737167118%
OH1986	West Elkton Village, Ohio	0.0026843690%
OH1987	West Farmington Village, Ohio	0.0001875519%
OH1988	West Jefferson Village, Ohio	0.0159155640%
OH1989	West Lafayette Village, Ohio	0.0026252451%
OH1990	West Leipsic Village, Ohio	0.0002152376%
OH1991	West Liberty Village, Ohio	0.0035013600%

OH1992	West Manchester Village, Ohio	0.0025206880%
OH1993	West Mansfield Village, Ohio	0.0000798031%
OH1994	West Millgrove Village, Ohio	0.0001102020%
OH1995	West Milton Village, Ohio	0.0098350376%
OH1996	West Rushville Village, Ohio	0.0001070525%
OH1997	West Salem Village, Ohio	0.0004987159%
OH1998	West Township, Ohio	0.0005857063%
OH1999	West Union Village, Ohio	0.0111998820%
OH2000	West Unity Village, Ohio	0.0014694352%
OH2001	Westerville City, Ohio	0.2122517954%
OH2002	Westfield Center Village, Ohio	0.0015469538%
OH2003	Westfield Township, Ohio	0.0022200558%
OH2004	Westlake City, Ohio	0.0470647273%
OH2005	Westland Township, Ohio	0.0000407937%
OH2006	Weston Township, Ohio	0.0001040797%
OH2007	Weston Village, Ohio	0.0009305950%
OH2008	Wharton Village, Ohio	0.0000269859%
OH2009	Wheeling Township, Belmont County, Ohio	0.0005343072%
OH2010	Wheeling Township, Guernsey County, Ohio	0.0000407937%
OH2011	Whetstone Township, Ohio	0.0003262846%
OH2012	White Eyes Township, Ohio	0.0001913444%
OH2013	Whitehall City, Ohio	0.0708163966%
OH2014	Whitehouse Village, Ohio	0.0191159792%
OH2015	Whitewater Township, Ohio	0.0072647461%
OH2016	Wickliffe City, Ohio	0.0543194216%
OH2017	Wilkesville Township, Ohio	0.0005461896%
OH2018	Wilkesville Village, Ohio	0.0001034151%
OH2019	Willard City, Ohio	0.0338504955%
OH2020	Williams County, Ohio	0.1507467614%
OH2021	Williamsburg Township, Ohio	0.0138253270%
OH2022	Williamsburg Village, Ohio	0.0064127452%
OH2023	Williamsfield Township, Ohio	0.0004696334%
OH2024	Williamsport Village, Ohio	0.0004226644%
OH2025	Willoughby City, Ohio	0.1356374532%
OH2026	Willoughby Hills City, Ohio	0.0528410843%
OH2027	Willowick City, Ohio	0.0540256495%
OH2028	Wills Township, Ohio	0.0001087832%
OH2029	Willshire Village, Ohio	0.0006690639%
OH2030	Wilmington City, Ohio	0.1278227818%
OH2031	Wilmot Village, Ohio	0.0024343932%
OH2032	Wilson Township, Ohio	0.0006914162%
OH2033	Wilson Village, Ohio	0.0001415832%
OH2034	Winchester Village, Ohio	0.0033994936%
OH2035	Windham Township, Ohio	0.0001218723%
OH2036	Windham Village, Ohio	0.0030305573%

OH2037	Windsor Township, Ashtabula County, Ohio	0.0006340051%
OH2038	Windsor Township, Lawrence County, Ohio	0.0007128053%
OH2039	Windsor Township, Morgan County, Ohio	0.0004926943%
OH2040	Wintersville Village, Ohio	0.0169582518%
OH2041	Wood County, Ohio	0.6017827347%
OH2042	Woodlawn Village, Ohio	0.0240822158%
OH2043	Woodmere Village, Ohio	0.0007072352%
OH2044	Woodsfield Village, Ohio	0.0011221301%
OH2045	Woodstock Village, Ohio	0.0001517571%
OH2046	Woodville Township, Ohio	0.0019622167%
OH2047	Woodville Village, Ohio	0.0034270973%
OH2048	Wooster City, Ohio	0.4046402646%
OH2049	Wooster Township, Ohio	0.0017358405%
OH2050	Worthington City, Ohio	0.0819890902%
OH2051	Worthington Township, Ohio	0.0017573559%
OH2052	Wren Village, Ohio	0.0008301349%
OH2053	Wyandot County, Ohio	0.0959147354%
OH2054	Wyoming City, Ohio	0.0220280462%
OH2055	Xenia City, Ohio	0.1268376308%
OH2056	Xenia Township, Ohio	0.0075532986%
OH2057	Yankee Lake Village, Ohio	0.0000341003%
OH2058	Yellow Creek Township, Ohio	0.0010782320%
OH2059	Yellow Springs Village, Ohio	0.0142295064%
OH2060	York Township, Athens County, Ohio	0.0005523599%
OH2061	York Township, Fulton County, Ohio	0.0061882726%
OH2062	York Township, Medina County, Ohio	0.0023145263%
OH2063	York Township, Sandusky County, Ohio	0.0006239306%
OH2064	York Township, Tuscarawas County, Ohio	0.0007784341%
OH2065	York Township, Van Wert County, Ohio	0.0001115107%
OH2066	Yorkshire Village, Ohio	0.0007627380%
OH2067	Yorkville Village, Ohio	0.0011795516%
OH2068	Youngstown City, Ohio	0.5751891038%
OH2069	Zaleski Village, Ohio	0.0000780271%
OH2070	Zane Township, Ohio	0.0012568985%
OH2071	Zanesfield Village, Ohio	0.0001257699%
OH2072	Zanesville City, Ohio	0.1371227251%
OH2073	Zoar Village, Ohio	0.0002364863%

Allocations are subject to change pursuant to a State-Subdivision Agreement, Allocation Statute, Statutory Trust, or voluntary redistribution.

OK1	Ada City, Oklahoma	0.8751127538%
OK2	Adair County, Oklahoma	0.4266209709%
OK3	Alfalfa County, Oklahoma	0.0752358760%
OK4	Altus City, Oklahoma	0.0622184471%
OK5	Anadarko City, Oklahoma	0.2177062552%
OK6	Ardmore City, Oklahoma	0.8834203994%
OK7	Atoka County, Oklahoma	0.3570166411%
OK8	Bartlesville City, Oklahoma	0.7616370548%
OK9	Beaver County, Oklahoma	0.0784743727%
OK10	Beckham County, Oklahoma	0.2846460130%
OK11	Bethany City, Oklahoma	0.2482441625%
OK12	Bixby City, Oklahoma	0.2557077913%
OK13	Blaine County, Oklahoma	0.1909298641%
OK14	Broken Arrow City, Oklahoma	1.9405732012%
OK15	Bryan County, Oklahoma	0.5253079080%
OK16	Caddo County, Oklahoma	0.4845736458%
OK17	Canadian County, Oklahoma	0.5808839408%
OK18	Carter County, Oklahoma	1.0204659663%
OK19	Cherokee County, Oklahoma	0.0547155245%
OK20	Chickasha City, Oklahoma	0.1510124411%
OK21	Choctaw City, Oklahoma	0.0613538158%
OK22	Choctaw County, Oklahoma	0.4004199348%
OK23	Cimarron County, Oklahoma	0.0722904419%
OK24	Claremore City, Oklahoma	0.7190775254%
OK25	Cleveland County, Oklahoma	0.2725422694%
OK26	Coal County, Oklahoma	0.1610866236%
OK27	Comanche County, Oklahoma	2.0790341012%
OK28	Cotton County, Oklahoma	0.1077265239%
OK29	Coweta City, Oklahoma	0.3910652406%
OK30	Craig County, Oklahoma	0.2892248732%
OK31	Creek County, Oklahoma	1.2474865281%
OK32	Custer County, Oklahoma	0.4049880250%
OK33	Del City, Oklahoma	0.2643825434%
OK34	Delaware County, Oklahoma	0.8410533842%
OK35	Dewey County, Oklahoma	0.0676712782%
OK36	Duncan City, Oklahoma	0.8937861298%
OK37	Durant City, Oklahoma	0.7336303563%
OK38	Edmond City, Oklahoma	1.4615935748%
OK39	El Reno City, Oklahoma	0.2053992273%
OK40	Elk City, Oklahoma	0.3587477547%
OK41	Ellis County, Oklahoma	0.0583375351%
OK42	Enid City, Oklahoma	0.7392412881%
OK43	Garfield County, Oklahoma	0.2542221165%
OK44	Garvin County, Oklahoma	0.8411004189%
OK45	Glenpool City, Oklahoma	0.1608895657%
OK46	Grady County, Oklahoma	1.0545977812%
OK47	Grant County, Oklahoma	0.0405478903%
OK48	Greer County, Oklahoma	0.1583252054%
OK49	Guthrie City, Oklahoma	0.1856265512%

Allocations are subject to change pursuant to a State-Subdivision Agreement, Allocation Statute, Statutory Trust, or voluntary redistribution.

OK50	Guymon City, Oklahoma	0.0547591936%
OK51	Harmon County, Oklahoma	0.0673861249%
OK52	Harper County, Oklahoma	0.0522026584%
OK53	Haskell County, Oklahoma	0.2531508354%
OK54	Hughes County, Oklahoma	0.2061436213%
OK55	Jackson County, Oklahoma	0.4801048418%
OK56	Jefferson County, Oklahoma	0.3090924602%
OK57	Jenks City, Oklahoma	0.1806228639%
OK58	Johnston County, Oklahoma	0.4472082986%
OK59	Kay County, Oklahoma	0.5067583031%
OK60	Kingfisher County, Oklahoma	0.2717757463%
OK61	Kiowa County, Oklahoma	0.2298382701%
OK62	Latimer County, Oklahoma	0.3148762172%
OK63	Lawton City, Oklahoma	0.3312681144%
OK64	Le Flore County, Oklahoma	1.4166392289%
OK65	Lincoln County, Oklahoma	0.6999457500%
OK66	Logan County, Oklahoma	0.5399784520%
OK67	Love County, Oklahoma	0.2288662752%
OK68	Major County, Oklahoma	0.0852741304%
OK69	Marshall County, Oklahoma	0.2609426135%
OK70	Mayes County, Oklahoma	1.2431623622%
OK71	McAlester City, Oklahoma	1.2318612380%
OK72	McClain County, Oklahoma	0.6643227071%
OK73	McCurtain County, Oklahoma	0.8951427325%
OK74	McIntosh County, Oklahoma	0.6473819592%
OK75	Miami City, Oklahoma	0.3080134381%
OK76	Midwest City, Oklahoma	1.3662006673%
OK77	Moore City, Oklahoma	0.2533704430%
OK78	Murray County, Oklahoma	0.5297956437%
OK79	Muskogee City, Oklahoma	2.5039385148%
OK80	Muskogee County, Oklahoma	0.1783839604%
OK81	Mustang City, Oklahoma	0.1655020823%
OK82	Newcastle City, Oklahoma	0.2606099206%
OK83	Noble County, Oklahoma	0.1688783176%
OK84	Norman City, Oklahoma	4.4189589851%
OK85	Nowata County, Oklahoma	0.1569775216%
OK86	Okfuskee County, Oklahoma	0.2609296558%
OK87	Oklahoma City, Oklahoma	14.3489114350%
OK88	Oklahoma County, Oklahoma	3.3422940072%
OK89	Okmulgee City, Oklahoma	0.5086746948%
OK90	Okmulgee County, Oklahoma	0.4742639531%
OK91	Osage County, Oklahoma	0.5896618496%
OK92	Ottawa County, Oklahoma	0.3159777890%
OK93	Owasso City, Oklahoma	0.7456266521%
OK94	Pawnee County, Oklahoma	0.6201145221%
OK95	Payne County, Oklahoma	0.6719554590%
OK96	Pittsburg County, Oklahoma	0.1253496540%
OK97	Ponca City, Oklahoma	0.4343605817%
OK98	Pontotoc County, Oklahoma	0.3451006157%

Allocations are subject to change pursuant to a State-Subdivision Agreement, Allocation Statute, Statutory Trust, or voluntary redistribution.

OK99	Pottawatomie County, Oklahoma	0.8536612997%
OK100	Pushmataha County, Oklahoma	0.3982344607%
OK101	Roger Mills County, Oklahoma	0.0439550052%
OK102	Rogers County, Oklahoma	1.2081401690%
OK103	Sand Springs City, Oklahoma	0.3849881687%
OK104	Sapulpa City, Oklahoma	1.1421081226%
OK105	Seminole City, Oklahoma	0.2214634802%
OK106	Seminole County, Oklahoma	0.4144393970%
OK107	Sequoyah County, Oklahoma	1.5345087624%
OK108	Shawnee City, Oklahoma	1.3614784311%
OK109	Stephens County, Oklahoma	0.8246887486%
OK110	Stillwater City, Oklahoma	0.8442351700%
OK111	Tahlequah City, Oklahoma	1.5329176592%
OK112	Texas County, Oklahoma	0.3711376613%
OK113	Tillman County, Oklahoma	0.1988848754%
OK114	Tulsa City, Oklahoma	11.8499277217%
OK115	Tulsa County, Oklahoma	5.3498014970%
OK116	Wagoner County, Oklahoma	0.8686244855%
OK117	Warr Acres City, Oklahoma	0.1616160377%
OK118	Washington County, Oklahoma	0.3936750370%
OK119	Washita County, Oklahoma	0.2228994277%
OK120	Weatherford City, Oklahoma	0.1872773945%
OK121	Woods County, Oklahoma	0.1975804400%
OK122	Woodward City, Oklahoma	0.2327716722%
OK123	Woodward County, Oklahoma	0.1781706634%
OK124	Yukon City, Oklahoma	0.3103071173%

Allocations are subject to change pursuant to a State-Subdivision Agreement, Allocation Statute, Statutory Trust, or voluntary redistribution.

OR1	Albany City, Oregon	1.1488593673%
OR2	Ashland City, Oregon	0.5683136367%
OR3	Astoria City, Oregon	0.1845495963%
OR4	Baker County, Oregon	0.4736253192%
OR5	Beaverton City, Oregon	0.9637676073%
OR6	Bend City, Oregon	0.9373492716%
OR7	Benton County, Oregon	1.0144102006%
OR8	Canby City, Oregon	0.1704081794%
OR9	Central Point City, Oregon	0.1705985180%
OR10	Clackamas County, Oregon	7.7136877952%
OR11	Clatsop County, Oregon	1.1338982236%
OR12	Columbia County, Oregon	1.0021829571%
OR13	Coos Bay City, Oregon	0.2520118937%
OR14	Coos County, Oregon	1.5517079397%
OR15	Cornelius City, Oregon	0.0942707602%
OR16	Corvallis City, Oregon	0.6584520605%
OR17	Cottage Grove City, Oregon	0.0903479969%
OR18	Crook County, Oregon	0.3487178331%
OR19	Curry County, Oregon	0.7556509064%
OR20	Dallas City, Oregon	0.1595048592%
OR21	Deschutes County, Oregon	2.2402392583%
OR22	Douglas County, Oregon	2.5498986381%
OR23	Eugene City, Oregon	2.7406296371%
OR24	Forest Grove City, Oregon	0.2503466825%
OR25	Gilliam County, Oregon	0.0265259656%
OR26	Gladstone City, Oregon	0.1172599918%
OR27	Grant County, Oregon	0.1472571267%
OR28	Grants Pass City, Oregon	0.8171535004%
OR29	Gresham City, Oregon	0.9759036121%
OR30	Happy Valley City, Oregon	0.0102738483%
OR31	Harney County, Oregon	0.1891840384%
OR32	Hermiston City, Oregon	0.1306543550%
OR33	Hillsboro City, Oregon	1.4971670861%
OR34	Hood River County, Oregon	0.3527335914%
OR35	Independence City, Oregon	0.0802971858%
OR36	Jackson County, Oregon	4.0467193349%
OR37	Jefferson County, Oregon	0.3647444042%
OR38	Josephine County, Oregon	1.6413900862%
OR39	Keizer City, Oregon	0.1902346636%
OR40	Klamath County, Oregon	1.2079387411%
OR41	Klamath Falls City, Oregon	0.3185477543%
OR42	La Grande City, Oregon	0.2695511377%
OR43	Lake County, Oregon	0.2154171369%
OR44	Lake Oswego City, Oregon	0.6882741609%
OR45	Lane County, Oregon	6.2857222290%
OR46	Lebanon City, Oregon	0.3245102175%
OR47	Lincoln County, Oregon	1.5077702636%
OR48	Linn County, Oregon	1.8050527049%
OR49	Malheur County, Oregon	0.4976846614%

Allocations are subject to change pursuant to a State-Subdivision Agreement, Allocation Statute, Statutory Trust, or voluntary redistribution.

OR50	Marion County, Oregon	4.1327729232%
OR51	McMinnville City, Oregon	0.4767972656%
OR52	Medford City, Oregon	1.5425519539%
OR53	Milwaukie City, Oregon	0.2097973835%
OR54	Monmouth City, Oregon	0.0701718618%
OR55	Morrow County, Oregon	0.1341522854%
OR56	Multnomah County, Oregon	13.8608317825%
OR57	Newberg City, Oregon	0.4062904716%
OR58	Newport City, Oregon	0.1894241359%
OR59	Ontario City, Oregon	0.1855915241%
OR60	Oregon City, Oregon	0.2744536929%
OR61	Pendleton City, Oregon	0.3494939894%
OR62	Polk County, Oregon	0.7021841776%
OR63	Portland City, Oregon	8.2123187134%
OR64	Prineville City, Oregon	0.0918003735%
OR65	Redmond City, Oregon	0.1538815097%
OR66	Roseburg City, Oregon	0.6323558619%
OR67	Salem City, Oregon	3.0212513521%
OR68	Sandy City, Oregon	0.0769268725%
OR69	Sherman County, Oregon	0.0160698907%
OR70	Sherwood City, Oregon	0.1393792357%
OR71	Silverton City, Oregon	0.0769879213%
OR72	Springfield City, Oregon	1.1580718860%
OR73	St. Helens City, Oregon	0.1949886110%
OR74	The Dalles City, Oregon	0.1710639107%
OR75	Tigard City, Oregon	0.5012429717%
OR76	Tillamook County, Oregon	0.8934482248%
OR77	Troutdale City, Oregon	0.0893256381%
OR78	Tualatin City, Oregon	0.1540060326%
OR79	Umatilla County, Oregon	0.9666419198%
OR80	Union County, Oregon	0.4123039482%
OR81	Wallowa County, Oregon	0.1279263088%
OR82	Wasco County, Oregon	0.4085755376%
OR83	Washington County, Oregon	7.1632479165%
OR84	West Linn City, Oregon	0.1588636792%
OR85	Wheeler County, Oregon	0.0191474206%
OR86	Wilsonville City, Oregon	0.1373093460%
OR87	Woodburn City, Oregon	0.2054004464%
OR88	Yamhill County, Oregon	1.4015540879%

Allocations are subject to change pursuant to a State-Subdivision Agreement, Allocation Statute, Statutory Trust, or voluntary redistribution.

PA1	Abington Township, Pennsylvania	0.1716857122%
PA2	Adams County, Pennsylvania	0.5253944264%
PA3	Adams Township, Butler County, Pennsylvania	0.0116804385%
PA4	Aliquippa City, Pennsylvania	0.0126097620%
PA5	Allegheny County, Pennsylvania	9.0771889158%
PA6	Allentown City, Pennsylvania	0.3114788245%
PA7	Altoona City, Pennsylvania	0.1325071620%
PA8	Amity Township, Berks County, Pennsylvania	0.0088125411%
PA9	Antrim Township, Pennsylvania	0.0045609059%
PA10	Armstrong County, Pennsylvania	0.6706608856%
PA11	Aston Township, Pennsylvania	0.0398818591%
PA12	Baldwin Borough, Pennsylvania	0.0319965165%
PA13	Beaver County, Pennsylvania	1.3873740052%
PA14	Bedford County, Pennsylvania	0.2994277475%
PA15	Bensalem Township, Pennsylvania	0.3040781195%
PA16	Berks County, Pennsylvania	1.7381997812%
PA17	Bethel Park Municipality, Pennsylvania	0.0518731268%
PA18	Bethlehem City, Pennsylvania	0.1455525429%
PA19	Bethlehem Township, Pennsylvania	0.0361920258%
PA20	Blair County, Pennsylvania	0.9491920525%
PA21	Bloomsburg Town, Pennsylvania	0.0341918007%
PA22	Bradford County, Pennsylvania	0.3959357942%
PA23	Bristol Township, Pennsylvania	0.1633828847%
PA24	Buckingham Township, Bucks County, Pennsylvania	0.0394977381%
PA25	Bucks County, Pennsylvania	3.9809296859%
PA26	Butler City, Pennsylvania	0.0498804576%
PA27	Butler County, Pennsylvania	1.2504847987%
PA28	Butler Township, Butler County, Pennsylvania	0.0231032222%
PA29	Caln Township, Pennsylvania	0.0188882094%
PA30	Cambria County, Pennsylvania	2.3036081762%
PA31	Cameron County, Pennsylvania	0.0391676650%
PA32	Carbon County, Pennsylvania	0.5693092966%
PA33	Carlisle Borough, Pennsylvania	0.0415712077%
PA34	Cecil Township, Pennsylvania	0.0258191288%
PA35	Center Township, Beaver County, Pennsylvania	0.0114705509%
PA36	Centre County, Pennsylvania	0.5755080768%
PA37	Chambersburg Borough, Pennsylvania	0.0807327808%
PA38	Cheltenham Township, Pennsylvania	0.1064956185%
PA39	Chester City, Pennsylvania	0.1874127623%
PA40	Chester County, Pennsylvania	2.2939048465%
PA41	Chestnuthill Township, Pennsylvania	0.0070800296%
PA42	Clarion County, Pennsylvania	0.2109569397%
PA43	Clearfield County, Pennsylvania	0.4891902405%
PA44	Clinton County, Pennsylvania	0.2144679589%

Allocations are subject to change pursuant to a State-Subdivision Agreement, Allocation Statute, Statutory Trust, or voluntary redistribution.

PA45	Coal Township, Pennsylvania	0.0133740137%
PA46	Coatesville City, Pennsylvania	0.0393231032%
PA47	College Township, Pennsylvania	0.0136039479%
PA48	Columbia Borough, Pennsylvania	0.0159359932%
PA49	Columbia County, Pennsylvania	0.3754668281%
PA50	Concord Township, Delaware County, Pennsylvania	0.0064311937%
PA51	Coolbaugh Township, Pennsylvania	0.0436747827%
PA52	Cranberry Township, Butler County, Pennsylvania	0.0622384443%
PA53	Crawford County, Pennsylvania	0.6793161939%
PA54	Cumberland County, Pennsylvania	1.2385860903%
PA55	Cumru Township, Pennsylvania	0.0235067996%
PA56	Darby Borough, Pennsylvania	0.0316599974%
PA57	Dauphin County, Pennsylvania	1.3619255150%
PA58	Delaware County, Pennsylvania	4.3490976006%
PA59	Derry Township, Dauphin County, Pennsylvania	0.0278851370%
PA60	Derry Township, Westmoreland County, Pennsylvania	0.0028455604%
PA61	Dingman Township, Pennsylvania	0.0075117525%
PA62	Douglass Township, Montgomery County, Pennsylvania	0.0155624032%
PA63	Dover Township, Pennsylvania	0.0181552437%
PA64	Doylestown Township, Pennsylvania	0.0281786822%
PA65	Dunmore Borough, Pennsylvania	0.0353890031%
PA66	East Cocalico Township, Pennsylvania	0.0220752947%
PA67	East Goshen Township, Pennsylvania	0.0265646560%
PA68	East Hempfield Township, Pennsylvania	0.0329626985%
PA69	East Lampeter Township, Pennsylvania	0.0363197198%
PA70	East Norriton Township, Pennsylvania	0.0294511126%
PA71	East Pennsboro Township, Pennsylvania	0.0205253753%
PA72	East Stroudsburg Borough, Pennsylvania	0.0329090519%
PA73	East Whiteland Township, Pennsylvania	0.0370494033%
PA74	Easton City, Pennsylvania	0.1209643109%
PA75	Easttown Township, Pennsylvania	0.0217606403%
PA76	Edwardsville Borough, Pennsylvania	0.0189749837%
PA77	Elizabeth Township, Allegheny County, Pennsylvania	0.0186489956%
PA78	Elizabethtown Borough, Pennsylvania	0.0226696103%
PA79	Elk County, Pennsylvania	0.1842689815%
PA80	Emmaus Borough, Pennsylvania	0.0189823979%
PA81	Ephrata Borough, Pennsylvania	0.0323879573%
PA82	Ephrata Township, Pennsylvania	0.0106718965%
PA83	Erie City, Pennsylvania	0.1819428392%
PA84	Erie County, Pennsylvania	1.6551298548%

Allocations are subject to change pursuant to a State-Subdivision Agreement, Allocation Statute, Statutory Trust, or voluntary redistribution.

PA85	Exeter Borough, Pennsylvania	0.0081614148%
PA86	Exeter Township, Berks County, Pennsylvania	0.0275799039%
PA87	Fairview Township, Erie County, Pennsylvania	0.0010841242%
PA88	Fairview Township, York County, Pennsylvania	0.0213916783%
PA89	Falls Township, Bucks County, Pennsylvania	0.1095232279%
PA90	Fayette County, Pennsylvania	1.5021984244%
PA91	Ferguson Township, Centre County, Pennsylvania	0.0189311833%
PA92	Forest County, Pennsylvania	0.0406659448%
PA93	Forks Township, Northampton County, Pennsylvania	0.0159337029%
PA94	Forty Fort Borough, Pennsylvania	0.0104717843%
PA95	Franconia Township, Pennsylvania	0.0270099559%
PA96	Franklin County, Pennsylvania	0.6761855651%
PA97	Franklin Park Borough, Pennsylvania	0.0172024262%
PA98	Fulton County, Pennsylvania	0.0935219473%
PA99	Greene County, Pennsylvania	0.3236912664%
PA100	Greene Township, Franklin County, Pennsylvania	0.0035358827%
PA101	Greensburg City, Pennsylvania	0.0414893211%
PA102	Guilford Township, Pennsylvania	0.0058398533%
PA103	Hamilton Township, Franklin County, Pennsylvania	0.0022381401%
PA104	Hampden Township, Pennsylvania	0.0344524071%
PA105	Hampton Township, Pennsylvania	0.0283370719%
PA106	Hanover Borough, Pennsylvania	0.0243578727%
PA107	Hanover Township, Luzerne County, Pennsylvania	0.0245389536%
PA108	Hanover Township, Northampton County, Pennsylvania	0.0101971524%
PA109	Harborcreek Township, Pennsylvania	0.0014873946%
PA110	Harrisburg City, Pennsylvania	0.1286564596%
PA111	Harrison Township, Allegheny County, Pennsylvania	0.0125577683%
PA112	Hatfield Township, Pennsylvania	0.0403161321%
PA113	Haverford Township, Pennsylvania	0.1410660858%
PA114	Hazleton City, Pennsylvania	0.0914571905%
PA115	Hempfield Township, Westmoreland County, Pennsylvania	0.0120047266%
PA116	Hermitage City, Pennsylvania	0.1266110175%
PA117	Hilltown Township, Pennsylvania	0.0337787549%
PA118	Hopewell Township, Beaver County, Pennsylvania	0.0137204971%
PA119	Horsham Township, Pennsylvania	0.0532524254%
PA120	Huntingdon County, Pennsylvania	0.2196063686%

Allocations are subject to change pursuant to a State-Subdivision Agreement, Allocation Statute, Statutory Trust, or voluntary redistribution.

PA121	Indiana Borough, Pennsylvania	0.0557516441%
PA122	Indiana County, Pennsylvania	0.6849005647%
PA123	Jefferson County, Pennsylvania	0.3080403652%
PA124	Jefferson Hills Borough, Pennsylvania	0.0223397025%
PA125	Johnstown City, Pennsylvania	0.1376764563%
PA126	Juniata County, Pennsylvania	0.1257039366%
PA127	Kingston Borough, Pennsylvania	0.0579092199%
PA128	Lackawanna County, Pennsylvania	1.6187696404%
PA129	Lancaster City, Pennsylvania	0.2111259312%
PA130	Lancaster County, Pennsylvania	2.1716797222%
PA131	Lancaster Township, Lancaster County, Pennsylvania	0.0102800307%
PA132	Lansdale Borough, Pennsylvania	0.0492762958%
PA133	Lansdowne Borough, Pennsylvania	0.0210170021%
PA134	Lawrence County, Pennsylvania	0.9417560475%
PA135	Lebanon City, Pennsylvania	0.0459600053%
PA136	Lebanon County, Pennsylvania	0.6659194419%
PA137	Lehigh County, Pennsylvania	1.6280197601%
PA138	Lehigh Township, Northampton County, Pennsylvania	0.0064163654%
PA139	Lehman Township, Pike County, Pennsylvania	0.0065367397%
PA140	Limerick Township, Pennsylvania	0.0362752819%
PA141	Lock Haven City, Pennsylvania	0.0315428816%
PA142	Logan Township, Blair County, Pennsylvania	0.0280267858%
PA143	Lower Allen Township, Pennsylvania	0.0312959466%
PA144	Lower Burrell City, Pennsylvania	0.0230185729%
PA145	Lower Gwynedd Township, Pennsylvania	0.0326782676%
PA146	Lower Macungie Township, Pennsylvania	0.0047316447%
PA147	Lower Makefield Township, Pennsylvania	0.0499247539%
PA148	Lower Merion Township, Pennsylvania	0.2415824218%
PA149	Lower Moreland Township, Pennsylvania	0.0322806404%
PA150	Lower Paxton Township, Pennsylvania	0.0262808863%
PA151	Lower Pottsgrove Township, Pennsylvania	0.0247074965%
PA152	Lower Providence Township, Pennsylvania	0.0344351467%
PA153	Lower Salford Township, Pennsylvania	0.0315408981%
PA154	Lower Saucon Township, Pennsylvania	0.0107723658%
PA155	Lower Southampton Township, Pennsylvania	0.0681323691%
PA156	Loyalsock Township, Pennsylvania	0.0033615548%
PA157	Luzerne County, Pennsylvania	1.9841834441%
PA158	Lycoming County, Pennsylvania	0.5360423331%

Allocations are subject to change pursuant to a State-Subdivision Agreement, Allocation Statute, Statutory Trust, or voluntary redistribution.

PA159	Manchester Township, York County, Pennsylvania	0.0347631890%
PA160	Manheim Township, Lancaster County, Pennsylvania	0.0683876628%
PA161	Manor Township, Lancaster County, Pennsylvania	0.0138460424%
PA162	Marple Township, Pennsylvania	0.0463634882%
PA163	McCandless Township, Pennsylvania	0.0455473373%
PA164	McKean County, Pennsylvania	0.3028612246%
PA165	McKeesport City, Pennsylvania	0.0555716494%
PA166	Meadville City, Pennsylvania	0.0508303709%
PA167	Mercer County, Pennsylvania	0.7672567220%
PA168	Middle Smithfield Township, Pennsylvania	0.0102267147%
PA169	Middletown Township, Bucks County, Pennsylvania	0.1227948597%
PA170	Middletown Township, Delaware County, Pennsylvania	0.0049179675%
PA171	Mifflin County, Pennsylvania	0.2444463288%
PA172	Milford Township, Bucks County, Pennsylvania	0.0042322496%
PA173	Millcreek Township, Erie County, Pennsylvania	0.0600715181%
PA174	Monroe County, Pennsylvania	1.0446694800%
PA175	Monroeville Municipality, Pennsylvania	0.0885064620%
PA176	Montgomery County, Pennsylvania	4.1556752852%
PA177	Montgomery Township, Montgomery County, Pennsylvania	0.0614266143%
PA178	Montour County, Pennsylvania	0.1582514641%
PA179	Moon Township, Pennsylvania	0.0467984224%
PA180	Morrisville Borough, Pennsylvania	0.0202295870%
PA181	Mount Joy Township, Pennsylvania	0.0104237101%
PA182	Mount Lebanon Township, Pennsylvania	0.0919625831%
PA183	Mount Pleasant Township, Westmoreland County, Pennsylvania	0.0017276710%
PA184	Muhlenberg Township, Pennsylvania	0.0208765575%
PA185	Munhall Borough, Pennsylvania	0.0196654948%
PA186	Murrysville Municipality, Pennsylvania	0.0422134322%
PA187	Nanticoke City, Pennsylvania	0.0721951314%
PA188	Nether Providence Township, Pennsylvania	0.0194869640%
PA189	New Britain Township, Pennsylvania	0.0242239687%
PA190	New Castle City, Pennsylvania	0.1510594897%
PA191	New Garden Township, Pennsylvania	0.0147042936%
PA192	New Hanover Township, Pennsylvania	0.0156641240%
PA193	New Kensington City, Pennsylvania	0.0522999384%
PA194	Newberry Township, Pennsylvania	0.0129120437%

Allocations are subject to change pursuant to a State-Subdivision Agreement, Allocation Statute, Statutory Trust, or voluntary redistribution.

PA195	Newtown Township, Bucks County, Pennsylvania	0.0561194964%
PA196	Newtown Township, Delaware County, Pennsylvania	0.0325763343%
PA197	Norristown Borough, Pennsylvania	0.0911181685%
PA198	North Fayette Township, Pennsylvania	0.0287358560%
PA199	North Huntingdon Township, Pennsylvania	0.0620815657%
PA200	North Lebanon Township, Pennsylvania	0.0104009717%
PA201	North Middleton Township, Pennsylvania	0.0100402266%
PA202	North Strabane Township, Pennsylvania	0.0301440085%
PA203	North Union Township, Fayette County, Pennsylvania	0.0036336130%
PA204	North Whitehall Township, Pennsylvania	0.0024053608%
PA205	Northampton County, Pennsylvania	1.4273129347%
PA206	Northampton Township, Bucks County, Pennsylvania	0.0725033869%
PA207	Northumberland County, Pennsylvania	0.6342806481%
PA208	Palmer Township, Pennsylvania	0.0192909131%
PA209	Patton Township, Pennsylvania	0.0206875902%
PA210	Penn Hills Township, Pennsylvania	0.0786229014%
PA211	Penn Township, Westmoreland County, Pennsylvania	0.0470153228%
PA212	Penn Township, York County, Pennsylvania	0.0254794929%
PA213	Perry County, Pennsylvania	0.2769734792%
PA214	Peters Township, Washington County, Pennsylvania	0.0367514663%
PA215	Philadelphia City, Pennsylvania	15.4241178505%
PA216	Phoenixville Borough, Pennsylvania	0.0304064566%
PA217	Pike County, Pennsylvania	0.4194501968%
PA218	Pine Township, Allegheny County, Pennsylvania	0.0149582886%
PA219	Pittsburgh City, Pennsylvania	1.8621545362%
PA220	Plains Township, Pennsylvania	0.0349423810%
PA221	Plum Borough, Pennsylvania	0.0364300353%
PA222	Plumstead Township, Pennsylvania	0.0289716224%
PA223	Plymouth Township, Montgomery County, Pennsylvania	0.0603632451%
PA224	Pocono Township, Pennsylvania	0.0342638884%
PA225	Potter County, Pennsylvania	0.1064541793%
PA226	Pottstown Borough, Pennsylvania	0.0548059102%
PA227	Pottsville City, Pennsylvania	0.0393984966%
PA228	Radnor Township, Pennsylvania	0.0635974365%
PA229	Rapho Township, Pennsylvania	0.0024622422%
PA230	Reading City, Pennsylvania	0.3107085518%

Allocations are subject to change pursuant to a State-Subdivision Agreement, Allocation Statute, Statutory Trust, or voluntary redistribution.

PA231	Richland Township, Allegheny County, Pennsylvania	0.0145829749%
PA232	Richland Township, Bucks County, Pennsylvania	0.0196943488%
PA233	Richland Township, Cambria County, Pennsylvania	0.0268733129%
PA234	Ridley Township, Pennsylvania	0.0360651581%
PA235	Robinson Township, Allegheny County, Pennsylvania	0.0401754751%
PA236	Ross Township, Allegheny County, Pennsylvania	0.0519747767%
PA237	Rostraver Township, Pennsylvania	0.0254068150%
PA238	Salisbury Township, Lancaster County, Pennsylvania	0.0010972289%
PA239	Salisbury Township, Lehigh County, Pennsylvania	0.0101937286%
PA240	Sandy Township, Pennsylvania	0.0232682705%
PA241	Schuylkill County, Pennsylvania	1.1360040059%
PA242	Scott Township, Allegheny County, Pennsylvania	0.0263118889%
PA243	Scranton City, Pennsylvania	0.4360616367%
PA244	Shaler Township, Pennsylvania	0.0319417837%
PA245	Sharon City, Pennsylvania	0.0964271990%
PA246	Silver Spring Township, Pennsylvania	0.0228591207%
PA247	Skippack Township, Pennsylvania	0.0040963386%
PA248	Snyder County, Pennsylvania	0.1878575427%
PA249	Somerset County, Pennsylvania	0.5405033836%
PA250	Somerset Township, Somerset County, Pennsylvania	0.0039666612%
PA251	South Fayette Township, Pennsylvania	0.0228870538%
PA252	South Lebanon Township, Pennsylvania	0.0052508032%
PA253	South Middleton Township, Pennsylvania	0.0056161526%
PA254	South Park Township, Pennsylvania	0.0201815601%
PA255	South Union Township, Pennsylvania	0.0040522313%
PA256	South Whitehall Township, Pennsylvania	0.0202664927%
PA257	Spring Garden Township, Pennsylvania	0.0310942996%
PA258	Spring Township, Berks County, Pennsylvania	0.0278654682%
PA259	Springettsbury Township, Pennsylvania	0.0408509690%
PA260	Springfield Township, Delaware County, Pennsylvania	0.0497514413%
PA261	Springfield Township, Montgomery County, Pennsylvania	0.0383927880%
PA262	St. Marys City, Pennsylvania	0.0309022627%
PA263	State College Borough, Pennsylvania	0.0851447655%
PA264	Stroud Township, Pennsylvania	0.0499681528%
PA265	Sugar Notch Borough, Pennsylvania	0.0011073349%

Allocations are subject to change pursuant to a State-Subdivision Agreement, Allocation Statute, Statutory Trust, or voluntary redistribution.

PA266	Sullivan County, Pennsylvania	0.0308017225%
PA267	Susquehanna County, Pennsylvania	0.2942393746%
PA268	Susquehanna Township, Dauphin County, Pennsylvania	0.0293410568%
PA269	Swatara Township, Dauphin County, Pennsylvania	0.0276821677%
PA270	Tioga County, Pennsylvania	0.2348579899%
PA271	Towamencin Township, Pennsylvania	0.0301076460%
PA272	Tredyffrin Township, Pennsylvania	0.0647473439%
PA273	Union County, Pennsylvania	0.2025761688%
PA274	Union Township, Washington County, Pennsylvania	0.0016618642%
PA275	Unity Township, Pennsylvania	0.0070376932%
PA276	Upper Allen Township, Pennsylvania	0.0310776767%
PA277	Upper Chichester Township, Pennsylvania	0.0387469453%
PA278	Upper Darby Township, Pennsylvania	0.2609134046%
PA279	Upper Dublin Township, Pennsylvania	0.0660962774%
PA280	Upper Gwynedd Township, Pennsylvania	0.0294511126%
PA281	Upper Macungie Township, Pennsylvania	0.0203083805%
PA282	Upper Merion Township, Pennsylvania	0.1102960743%
PA283	Upper Moreland Township, Pennsylvania	0.0501362471%
PA284	Upper Providence Township, Delaware County, Pennsylvania	0.0195710230%
PA285	Upper Providence Township, Montgomery County, Pennsylvania	0.0475194167%
PA286	Upper Saucon Township, Pennsylvania	0.0121989830%
PA287	Upper Southampton Township, Pennsylvania	0.0288130438%
PA288	Upper Uwchlan Township, Pennsylvania	0.0134355703%
PA289	Uwchlan Township, Pennsylvania	0.0295796330%
PA290	Venango County, Pennsylvania	0.4173654407%
PA291	Warminster Township, Pennsylvania	0.0781034360%
PA292	Warren County, Pennsylvania	0.2233381842%
PA293	Warrington Township, Bucks County, Pennsylvania	0.0428775922%
PA294	Warwick Township, Bucks County, Pennsylvania	0.0303889837%
PA295	Warwick Township, Lancaster County, Pennsylvania	0.0107372075%
PA296	Washington City, Pennsylvania	0.0371118809%
PA297	Washington County, Pennsylvania	1.5644453218%
PA298	Washington Township, Franklin County, Pennsylvania	0.0134758289%
PA299	Wayne County, Pennsylvania	0.4359565631%

Allocations are subject to change pursuant to a State-Subdivision Agreement, Allocation Statute, Statutory Trust, or voluntary redistribution.

PA300	Waynesboro Borough, Pennsylvania	0.0153378289%
PA301	West Bradford Township, Pennsylvania	0.0019529773%
PA302	West Chester Borough, Pennsylvania	0.0409767032%
PA303	West Deer Township, Pennsylvania	0.0129721836%
PA304	West Goshen Township, Pennsylvania	0.0411406417%
PA305	West Hanover Township, Pennsylvania	0.0017916124%
PA306	West Hempfield Township, Pennsylvania	0.0134149806%
PA307	West Lampeter Township, Pennsylvania	0.0105347340%
PA308	West Manchester Township, Pennsylvania	0.0213714191%
PA309	West Mifflin Borough, Pennsylvania	0.0436394118%
PA310	West Norriton Township, Pennsylvania	0.0336121955%
PA311	West Pittston Borough, Pennsylvania	0.0090773739%
PA312	West Whiteland Township, Pennsylvania	0.0364079108%
PA313	Westmoreland County, Pennsylvania	3.2377785417%
PA314	Westtown Township, Pennsylvania	0.0209338404%
PA315	White Township, Indiana County, Pennsylvania	0.0076200375%
PA316	Whitehall Borough, Pennsylvania	0.0345143179%
PA317	Whitehall Township, Pennsylvania	0.0285992130%
PA318	Whitemarsh Township, Pennsylvania	0.0515602670%
PA319	Whitpain Township, Pennsylvania	0.0588375045%
PA320	Wilkes Barre Township, Pennsylvania	0.0216681047%
PA321	Wilkes-Barre City, Pennsylvania	0.2963130567%
PA322	Wilkesburg Borough, Pennsylvania	0.0580112712%
PA323	Williamsport City, Pennsylvania	0.1628334320%
PA324	Willistown Township, Pennsylvania	0.0206130941%
PA325	Windsor Township, York County, Pennsylvania	0.0141282538%
PA326	Worcester Township, Pennsylvania	0.0043645008%
PA327	Wright Township, Pennsylvania	0.0100206522%
PA328	Wyoming Borough, Pennsylvania	0.0071087891%
PA329	Wyoming County, Pennsylvania	0.2273372411%
PA330	Wyomissing Borough, Pennsylvania	0.0154207072%
PA331	Yeadon Borough, Pennsylvania	0.0246066966%
PA332	York City, Pennsylvania	0.1394378689%
PA333	York County, Pennsylvania	2.2119383354%
PA334	York Township, Pennsylvania	0.0334726482%

Allocations are subject to change pursuant to a State-Subdivision Agreement, Allocation Statute, Statutory Trust, or voluntary redistribution.

PR1	Adjuntas, Puerto Rico	0.4468461493%
PR2	Aguada, Puerto Rico	0.9238661758%
PR3	Aguadilla, Puerto Rico	1.6156167759%
PR4	Aguas Buenas, Puerto Rico	0.7490858028%
PR5	Aibonito, Puerto Rico	0.7959428477%
PR6	Anasco, Puerto Rico	0.5050154853%
PR7	Arecibo, Puerto Rico	1.3074850692%
PR8	Arroyo, Puerto Rico	2.0592191012%
PR9	Barceloneta, Puerto Rico	0.5768569406%
PR10	Barranquitas, Puerto Rico	0.7167107056%
PR11	Bayamon, Puerto Rico	5.7282390971%
PR12	Cabo Rojo, Puerto Rico	1.1570847420%
PR13	Caguas, Puerto Rico	4.7119895861%
PR14	Camuy, Puerto Rico	0.7759381807%
PR15	Canovanas, Puerto Rico	1.0721780377%
PR16	Carolina, Puerto Rico	4.3228006165%
PR17	Catano, Puerto Rico	0.7612066695%
PR18	Cayey, Puerto Rico	1.3596493469%
PR19	Ceiba, Puerto Rico	0.2896687707%
PR20	Ciales, Puerto Rico	0.4533215195%
PR21	Cidra, Puerto Rico	1.1671492158%
PR22	Coamo, Puerto Rico	0.9970822347%
PR23	Comerio, Puerto Rico	0.5268640655%
PR24	Corozal, Puerto Rico	0.8595048594%
PR25	Culebra, Puerto Rico	0.0380175870%
PR26	Dorado, Puerto Rico	0.8970759382%
PR27	Fajardo, Puerto Rico	1.1102770585%
PR28	Florida, Puerto Rico	0.2695408253%
PR29	Guanica, Puerto Rico	0.4269617539%
PR30	Guayama, Puerto Rico	1.3293151076%
PR31	Guayanilla, Puerto Rico	0.4886780984%
PR32	Guaynabo, Puerto Rico	2.3185934725%
PR33	Gurabo, Puerto Rico	0.9866291335%
PR34	Hatillo, Puerto Rico	1.0577790273%
PR35	Hormigueros, Puerto Rico	0.3963005262%
PR36	Humacao, Puerto Rico	1.8829438530%
PR37	Isabela, Puerto Rico	1.0062900243%
PR38	Jayuya, Puerto Rico	0.3757431113%
PR39	Juana Diaz, Puerto Rico	1.7179648597%
PR40	Juncos, Puerto Rico	0.9543672919%
PR41	Lajas, Puerto Rico	0.5633742491%
PR42	Lares, Puerto Rico	0.6852103333%
PR43	Las Marias, Puerto Rico	0.2285582941%
PR44	Las Piedras, Puerto Rico	0.8440153869%
PR45	Loiza, Puerto Rico	0.7971240145%
PR46	Luquillo, Puerto Rico	0.5035020683%
PR47	Manati, Puerto Rico	1.3858134207%
PR48	Maricao, Puerto Rico	0.1311593846%
PR49	Maunabo, Puerto Rico	0.2983734242%

Allocations are subject to change pursuant to a State-Subdivision Agreement, Allocation Statute, Statutory Trust, or voluntary redistribution.

PR50	Mayaguez, Puerto Rico	2.7384221211%
PR51	Moca, Puerto Rico	0.9400143856%
PR52	Morovis, Puerto Rico	0.7678286207%
PR53	Naguabo, Puerto Rico	0.6776685553%
PR54	Naranjito, Puerto Rico	0.6713715879%
PR55	Orocovis, Puerto Rico	0.5209419444%
PR56	Patillas, Puerto Rico	0.4307397840%
PR57	Penuelas, Puerto Rico	0.5782731381%
PR58	Ponce, Puerto Rico	5.1762853836%
PR59	Quebradillas, Puerto Rico	0.6086201563%
PR60	Rincon, Puerto Rico	0.3607312171%
PR61	Rio Grande, Puerto Rico	1.2995118170%
PR62	Sabana Grande, Puerto Rico	0.5625075422%
PR63	Salinas, Puerto Rico	0.8069301551%
PR64	San German, Puerto Rico	0.9914753253%
PR65	San Juan, Puerto Rico	13.8003700360%
PR66	San Lorenzo, Puerto Rico	1.0322446251%
PR67	San Sebastian, Puerto Rico	0.9222442638%
PR68	Santa Isabel, Puerto Rico	0.5210354055%
PR69	Toa Alta, Puerto Rico	1.7552873773%
PR70	Toa Baja, Puerto Rico	2.1783919223%
PR71	Trujillo Alto, Puerto Rico	1.9136501824%
PR72	Utua, Puerto Rico	0.7718304061%
PR73	Vega Alta, Puerto Rico	0.9338331796%
PR74	Vega Baja, Puerto Rico	1.6886509241%
PR75	Vieques, Puerto Rico	0.1979351524%
PR76	Villalba, Puerto Rico	0.5576736281%
PR77	Yabucoa, Puerto Rico	0.8842993409%
PR78	Yauco, Puerto Rico	1.1383015829%

Allocations are subject to change pursuant to a State-Subdivision Agreement, Allocation Statute, Statutory Trust, or voluntary redistribution.

RI1	Barrington Town, Rhode Island	2.3000539202%
RI2	Bristol Town, Rhode Island	1.0821868960%
RI3	Burrillville Town, Rhode Island	1.3272036109%
RI4	Central Falls City, Rhode Island	0.9147584689%
RI5	Charlestown, Rhode Island	0.5887860100%
RI6	Coventry Town, Rhode Island	3.5886939036%
RI7	Cranston City, Rhode Island	7.8869595262%
RI8	Cumberland Town, Rhode Island	2.4742003754%
RI9	East Greenwich Town, Rhode Island	1.7467671439%
RI10	East Providence City, Rhode Island	4.3247728580%
RI11	Exeter Town, Rhode Island	0.0071810640%
RI12	Foster Town, Rhode Island	0.2489021533%
RI13	Glocester Town, Rhode Island	0.8508469130%
RI14	Hopkinton Town, Rhode Island	0.7098006614%
RI15	Jamestown, Rhode Island	0.4220295287%
RI16	Johnston Town, Rhode Island	3.0898685140%
RI17	Lincoln Town, Rhode Island	2.1171973520%
RI18	Little Compton Town, Rhode Island	0.2663017745%
RI19	Middletown, Rhode Island	1.2877439601%
RI20	Narragansett Town, Rhode Island	1.2760123800%
RI21	New Shoreham Town, Rhode Island	0.2118269375%
RI22	Newport City, Rhode Island	2.3339316695%
RI23	North Kingstown, Rhode Island	2.6500524514%
RI24	North Providence Town, Rhode Island	2.5306229398%
RI25	North Smithfield Town, Rhode Island	1.1299013506%
RI26	Pawtucket City, Rhode Island	5.9652217345%
RI27	Portsmouth Town, Rhode Island	1.2807429020%
RI28	Providence City, Rhode Island	21.4858080262%
RI29	Richmond Town, Rhode Island	0.0818789542%
RI30	Scituate Town, Rhode Island	1.0248588645%
RI31	Smithfield Town, Rhode Island	1.7724673574%
RI32	South Kingstown, Rhode Island	2.3282747894%
RI33	Tiverton Town, Rhode Island	0.9907730639%
RI34	Warren Town, Rhode Island	0.1394116029%
RI35	Warwick City, Rhode Island	9.9418184427%
RI36	West Greenwich Town, Rhode Island	0.7104734659%
RI37	West Warwick Town, Rhode Island	3.0239943495%
RI38	Westerly Town, Rhode Island	2.0135754535%
RI39	Woonsocket City, Rhode Island	3.8740986306%

Allocations are subject to change pursuant to a State-Subdivision Agreement, Allocation Statute, Statutory Trust, or voluntary redistribution.

SC1	Abbeville County, South Carolina	0.3350059823%
SC2	Aiken City, South Carolina	0.7838026892%
SC3	Aiken County, South Carolina	2.5661670597%
SC4	Allendale County, South Carolina	0.1220441823%
SC5	Anderson City, South Carolina	1.1735303052%
SC6	Anderson County, South Carolina	3.3392231904%
SC7	Bamberg County, South Carolina	0.2705913372%
SC8	Barnwell County, South Carolina	0.4653224769%
SC9	Beaufort City, South Carolina	0.0769982478%
SC10	Beaufort County, South Carolina	2.3364418352%
SC11	Berkeley County, South Carolina	2.0961440294%
SC12	Bluffton Town, South Carolina	0.0481968917%
SC13	Calhoun County, South Carolina	0.1833260393%
SC14	Cayce City, South Carolina	0.2572136960%
SC15	Charleston City, South Carolina	2.3004340552%
SC16	Charleston County, South Carolina	3.8016438488%
SC17	Cherokee County, South Carolina	0.9440700745%
SC18	Chester City, South Carolina	0.1299573133%
SC19	Chester County, South Carolina	0.3947965211%
SC20	Chesterfield County, South Carolina	0.9443488664%
SC21	Clarendon County, South Carolina	0.5705383575%
SC22	Clemson City, South Carolina	0.3311616877%
SC23	Colleton County, South Carolina	0.8589365535%
SC24	Columbia City, South Carolina	2.3918060702%
SC25	Conway City, South Carolina	0.2894739402%
SC26	Darlington County, South Carolina	1.6906462867%
SC27	Dillon County, South Carolina	0.6608411417%
SC28	Dorchester County, South Carolina	1.6015765975%
SC29	Easley City, South Carolina	0.8565835771%
SC30	Edgefield County, South Carolina	0.3586097074%
SC31	Fairfield County, South Carolina	0.3536421891%
SC32	Florence City, South Carolina	1.0065336904%
SC33	Florence County, South Carolina	2.2059006272%
SC34	Forest Acres City, South Carolina	0.0995929056%
SC35	Fort Mill Town, South Carolina	0.1714974802%
SC36	Fountain Inn City, South Carolina	0.1975697094%
SC37	Gaffney City, South Carolina	0.2044353782%
SC38	Georgetown City, South Carolina	0.2626233562%
SC39	Georgetown County, South Carolina	1.1895098900%
SC40	Goose Creek City, South Carolina	0.5473575768%
SC41	Greenville City, South Carolina	2.2705648395%
SC42	Greenville County, South Carolina	7.1502328364%
SC43	Greenwood City, South Carolina	0.0308220618%
SC44	Greenwood County, South Carolina	1.3388944490%
SC45	Greer City, South Carolina	0.5590564672%
SC46	Hampton County, South Carolina	0.3450376919%
SC47	Hanahan City, South Carolina	0.2279684840%
SC48	Hilton Head Island Town, South Carolina	0.2323878458%

Allocations are subject to change pursuant to a State-Subdivision Agreement, Allocation Statute, Statutory Trust, or voluntary redistribution.

SC49	Horry County, South Carolina	5.2166718879%
SC50	Irmo Town, South Carolina	0.0942740906%
SC51	James Island Town, South Carolina	0.0461551887%
SC52	Jasper County, South Carolina	0.4278548317%
SC53	Kershaw County, South Carolina	1.0780892823%
SC54	Lancaster County, South Carolina	1.4809282603%
SC55	Laurens County, South Carolina	1.3598442946%
SC56	Lee County, South Carolina	0.2176621820%
SC57	Lexington County, South Carolina	4.4881391605%
SC58	Lexington Town, South Carolina	0.2342104062%
SC59	Marion County, South Carolina	0.6973242307%
SC60	Marlboro County, South Carolina	0.4878238042%
SC61	Mauldin City, South Carolina	0.4253253929%
SC62	McCormick County, South Carolina	0.1281623493%
SC63	Moncks Corner Town, South Carolina	0.1965426445%
SC64	Mount Pleasant Town, South Carolina	0.5750801889%
SC65	Myrtle Beach City, South Carolina	1.9068234068%
SC66	Newberry City, South Carolina	0.0344864657%
SC67	Newberry County, South Carolina	0.5656551710%
SC68	North Augusta City, South Carolina	0.5139678525%
SC69	North Charleston City, South Carolina	1.7751090959%
SC70	North Myrtle Beach City, South Carolina	0.6366313248%
SC71	Oconee County, South Carolina	2.8099515214%
SC72	Orangeburg City, South Carolina	0.0468940344%
SC73	Orangeburg County, South Carolina	1.4543982912%
SC74	Pickens County, South Carolina	2.8143347165%
SC75	Port Royal Town, South Carolina	0.0206098617%
SC76	Richland County, South Carolina	3.8816723839%
SC77	Rock Hill City, South Carolina	1.3120073555%
SC78	Saluda County, South Carolina	0.2604801809%
SC79	Simpsonville City, South Carolina	0.3497064495%
SC80	Spartanburg City, South Carolina	1.1890308958%
SC81	Spartanburg County, South Carolina	6.4084293395%
SC82	Summerville Town, South Carolina	0.6446011912%
SC83	Sumter City, South Carolina	0.5390642671%
SC84	Sumter County, South Carolina	0.9480995733%
SC85	Tega Cay City, South Carolina	0.0433365022%
SC86	Union County, South Carolina	0.6499524020%
SC87	West Columbia City, South Carolina	0.3943858322%
SC88	Williamsburg County, South Carolina	0.4931357629%
SC89	York County, South Carolina	2.5800878865%

Allocations are subject to change pursuant to a State-Subdivision Agreement, Allocation Statute, Statutory Trust, or voluntary redistribution.

SD1	Aberdeen City, South Dakota	1.7806789284%
SD2	Aurora County, South Dakota	0.1283252150%
SD3	Beadle County, South Dakota	0.8743032704%
SD4	Bennett County, South Dakota	0.1895703332%
SD5	Bon Homme County, South Dakota	0.6047162426%
SD6	Box Elder City, South Dakota	0.2251076107%
SD7	Brandon City, South Dakota	0.4012895918%
SD8	Brookings City, South Dakota	2.4259611863%
SD9	Brookings County, South Dakota	0.2802421588%
SD10	Brown County, South Dakota	1.7764564315%
SD11	Brule County, South Dakota	0.8045710091%
SD12	Buffalo County, South Dakota	0.1823519926%
SD13	Butte County, South Dakota	0.8926544344%
SD14	Campbell County, South Dakota	0.0682419048%
SD15	Charles Mix County, South Dakota	0.8084433424%
SD16	Clark County, South Dakota	0.2550260601%
SD17	Clay County, South Dakota	0.4415194932%
SD18	Codington County, South Dakota	0.8721266365%
SD19	Corson County, South Dakota	0.3429322421%
SD20	Custer County, South Dakota	1.0868471426%
SD21	Davison County, South Dakota	0.6815458005%
SD22	Day County, South Dakota	0.3921680475%
SD23	Deuel County, South Dakota	0.4035008098%
SD24	Dewey County, South Dakota	0.3699996685%
SD25	Douglas County, South Dakota	0.2891518759%
SD26	Edmunds County, South Dakota	0.2529348056%
SD27	Fall River County, South Dakota	2.1968904590%
SD28	Faulk County, South Dakota	0.2772473959%
SD29	Grant County, South Dakota	0.6923230564%
SD30	Gregory County, South Dakota	0.5555128599%
SD31	Haakon County, South Dakota	0.1774497029%
SD32	Hamlin County, South Dakota	0.3340117176%
SD33	Hand County, South Dakota	0.2401311401%
SD34	Hanson County, South Dakota	0.1484271966%
SD35	Harding County, South Dakota	0.0620805393%
SD36	Hughes County, South Dakota	0.8137066032%
SD37	Huron City, South Dakota	0.8308959590%
SD38	Hutchinson County, South Dakota	0.5659237410%
SD39	Hyde County, South Dakota	0.0640529112%
SD40	Jackson County, South Dakota	0.1437421380%
SD41	Jerauld County, South Dakota	0.3258250234%
SD42	Jones County, South Dakota	0.0451732597%
SD43	Kingsbury County, South Dakota	0.3721763025%
SD44	Lake County, South Dakota	0.8273932428%
SD45	Lawrence County, South Dakota	2.3838237581%
SD46	Lincoln County, South Dakota	1.2611723923%
SD47	Lyman County, South Dakota	0.3239942300%
SD48	Marshall County, South Dakota	0.5625107271%
SD49	McCook County, South Dakota	0.3047773840%

Allocations are subject to change pursuant to a State-Subdivision Agreement, Allocation Statute, Statutory Trust, or voluntary redistribution.

SD50	McPherson County, South Dakota	0.1613184030%
SD51	Meade County, South Dakota	3.2698326502%
SD52	Mellette County, South Dakota	0.1848247525%
SD53	Miner County, South Dakota	0.1616739703%
SD54	Minnehaha County, South Dakota	12.2243522517%
SD55	Mitchell City, South Dakota	1.5031732329%
SD56	Moody County, South Dakota	0.4743937985%
SD57	Oglala Lakota County, South Dakota	1.3919692864%
SD58	Pennington County, South Dakota	8.0611767283%
SD59	Perkins County, South Dakota	0.3755374403%
SD60	Pierre City, South Dakota	0.6216678331%
SD61	Potter County, South Dakota	0.1893444561%
SD62	Rapid City, South Dakota	6.9492723574%
SD63	Roberts County, South Dakota	0.9943780269%
SD64	Sanborn County, South Dakota	0.1141857404%
SD65	Sioux Falls City, South Dakota	21.6732660428%
SD66	Spearfish City, South Dakota	0.8208633410%
SD67	Spink County, South Dakota	0.7324773052%
SD68	Stanley County, South Dakota	0.1733882380%
SD69	Sully County, South Dakota	0.0632218131%
SD70	Todd County, South Dakota	1.0677859248%
SD71	Tripp County, South Dakota	0.6252580903%
SD72	Turner County, South Dakota	0.6536969906%
SD73	Union County, South Dakota	1.4531041680%
SD74	Vermillion City, South Dakota	0.5912781760%
SD75	Walworth County, South Dakota	0.5615110318%
SD76	Watertown City, South Dakota	1.6132964277%
SD77	Yankton City, South Dakota	1.2219897393%
SD78	Yankton County, South Dakota	1.4233435084%
SD79	Ziebach County, South Dakota	0.3085103004%

Allocations are subject to change pursuant to a State-Subdivision Agreement, Allocation Statute, Statutory Trust, or voluntary redistribution.

TN1	Alexandria Town, Tennessee	0.0027913085%
TN2	Algood City, Tennessee	0.0032741136%
TN3	Anderson County, Tennessee	1.0489907838%
TN4	Ardmore City, Tennessee	0.0026765324%
TN5	Arlington Town, Tennessee	0.0036566309%
TN6	Athens City, Tennessee	0.2360706677%
TN7	Auburntown, Tennessee	0.0001983981%
TN8	Bartlett City, Tennessee	0.0730561566%
TN9	Baxter Town, Tennessee	0.0004972097%
TN10	Bedford County, Tennessee	0.5272814034%
TN11	Bell Buckle Town, Tennessee	0.0002627582%
TN12	Benton County, Tennessee	0.5216608068%
TN13	Bledsoe County, Tennessee	0.1398580820%
TN14	Blount County, Tennessee	1.9196465581%
TN15	Bradley County, Tennessee	1.0430217552%
TN16	Brentwood City, Tennessee	0.0478208600%
TN17	Bristol City, Tennessee	0.5426871150%
TN18	Byrdstown, Tennessee	0.0011427364%
TN19	Campbell County, Tennessee	1.5974370559%
TN20	Cannon County, Tennessee	0.3116778190%
TN21	Carroll County, Tennessee	0.4438060785%
TN22	Carter County, Tennessee	0.5782580416%
TN23	Centertown, Tennessee	0.0001321538%
TN24	Centerville Town, Tennessee	0.0116202349%
TN25	Chapel Hill Town, Tennessee	0.0043601529%
TN26	Chattanooga City, Tennessee	0.4981237028%
TN27	Cheatham County, Tennessee	0.8209998781%
TN28	Chester County, Tennessee	0.1751399118%
TN29	Claiborne County, Tennessee	1.1929412357%
TN30	Clarksville City, Tennessee	0.2296815192%
TN31	Clay County, Tennessee	0.3261509170%
TN32	Cleveland City, Tennessee	0.5531282252%
TN33	Clifton City, Tennessee	0.0022427615%
TN34	Clinton City, Tennessee	0.1573341188%
TN35	Cocke County, Tennessee	0.8746257470%
TN36	Coffee County, Tennessee	0.4346569849%
TN37	Collegedale City, Tennessee	0.0080390188%
TN38	Collierville Town, Tennessee	0.0617375387%
TN39	Collinwood City, Tennessee	0.0021594326%
TN40	Columbia City, Tennessee	0.0390894158%
TN41	Cookeville City, Tennessee	0.8404101920%
TN42	Cornersville Town, Tennessee	0.0025527953%
TN43	Crab Orchard City, Tennessee	0.0000241612%
TN44	Crockett County, Tennessee	0.1232062476%
TN45	Crossville City, Tennessee	0.0619543195%
TN46	Cumberland County, Tennessee	0.8164884351%
TN47	Dandridge Town, Tennessee	0.0109089663%
TN48	De Kalb County, Tennessee	0.4242612240%
TN49	Decatur County, Tennessee	0.3607195939%

Allocations are subject to change pursuant to a State-Subdivision Agreement, Allocation Statute, Statutory Trust, or voluntary redistribution.

TN50	Decatur Town, Tennessee	0.0050599481%
TN51	Dickson City, Tennessee	0.0699263820%
TN52	Dickson County, Tennessee	0.7642083488%
TN53	Dowelltown, Tennessee	0.0007434696%
TN54	Doyle Town, Tennessee	0.0001218109%
TN55	Dyer County, Tennessee	0.2010581703%
TN56	Dyersburg City, Tennessee	0.2008506856%
TN57	Eagleville City, Tennessee	0.0010231029%
TN58	East Ridge City, Tennessee	0.0217959070%
TN59	Elizabethton City, Tennessee	0.2653016475%
TN60	Elkton City, Tennessee	0.0004852756%
TN61	Ethridge Town, Tennessee	0.0005864009%
TN62	Farragut Town, Tennessee	0.0167667362%
TN63	Fayette County, Tennessee	0.3157083831%
TN64	Fayetteville City, Tennessee	0.0647238955%
TN65	Fentress County, Tennessee	0.5526714656%
TN66	Franklin City, Tennessee	0.1089989646%
TN67	Franklin County, Tennessee	0.6079344750%
TN68	Gallatin City, Tennessee	0.0760079674%
TN69	Gatlinburg City, Tennessee	0.0507819668%
TN70	Germantown City, Tennessee	0.0687501047%
TN71	Gibson County, Tennessee	0.4940695219%
TN72	Giles County, Tennessee	0.4000334952%
TN73	Goodlettsville City, Tennessee	0.0334336034%
TN74	Grainger County, Tennessee	0.4671260668%
TN75	Greene County, Tennessee	0.8232264763%
TN76	Greeneville Town, Tennessee	0.3895702338%
TN77	Grundy County, Tennessee	0.3896858892%
TN78	Hamblen County, Tennessee	2.2614488604%
TN79	Hamilton County, Tennessee	4.1540192234%
TN80	Hancock County, Tennessee	0.2089065376%
TN81	Hardeman County, Tennessee	0.2150658408%
TN82	Hardin County, Tennessee	0.5683946644%
TN83	Hartsville/Trousdale County, Tennessee	0.1139641522%
TN84	Hawkins County, Tennessee	1.0968095083%
TN85	Haywood County, Tennessee	0.1104263592%
TN86	Henderson County, Tennessee	0.2498867656%
TN87	Hendersonville City, Tennessee	0.1137407554%
TN88	Henry County, Tennessee	0.6444385596%
TN89	Hickman County, Tennessee	0.2687886895%
TN90	Houston County, Tennessee	0.1198735525%
TN91	Humphreys County, Tennessee	0.2441608982%
TN92	Jackson City, Tennessee	0.0431370644%
TN93	Jackson County, Tennessee	0.2780985367%
TN94	Jefferson County, Tennessee	0.8912247367%
TN95	Johnson City, Tennessee	1.0682855260%
TN96	Johnson County, Tennessee	0.2282065978%
TN97	Kingsport City, Tennessee	0.9871149359%
TN98	Knox County, Tennessee	9.1641554650%

Allocations are subject to change pursuant to a State-Subdivision Agreement, Allocation Statute, Statutory Trust, or voluntary redistribution.

TN99	Knoxville City, Tennessee	1.5417816888%
TN100	La Vergne City, Tennessee	0.0518950147%
TN101	Lake County, Tennessee	0.0671464632%
TN102	Lakeland City, Tennessee	0.0000095891%
TN103	Lauderdale County, Tennessee	0.2733775153%
TN104	Lawrence County, Tennessee	0.6473535215%
TN105	Lawrenceburg City, Tennessee	0.0465511203%
TN106	Lebanon City, Tennessee	0.1110258247%
TN107	Lewis County, Tennessee	0.1528225920%
TN108	Lewisburg City, Tennessee	0.0396496875%
TN109	Lexington City, Tennessee	0.0796867496%
TN110	Liberty Town, Tennessee	0.0003647628%
TN111	Lincoln County, Tennessee	0.3409251715%
TN112	Livingston Town, Tennessee	0.0198677435%
TN113	Loretto City, Tennessee	0.0047940075%
TN114	Loudon County, Tennessee	0.8992460428%
TN115	Lynchburg, Moore County Metropolitan Government, Tennessee	0.0579106070%
TN116	Lynnville Town, Tennessee	0.0003845691%
TN117	Macon County, Tennessee	0.3091017000%
TN118	Madison County, Tennessee	0.8907256845%
TN119	Manchester City, Tennessee	0.1612528379%
TN120	Marion County, Tennessee	0.3637161259%
TN121	Marshall County, Tennessee	0.4953711694%
TN122	Martin City, Tennessee	0.0101175931%
TN123	Maryville City, Tennessee	0.3223901040%
TN124	Maury County, Tennessee	1.0724162522%
TN125	McMinn County, Tennessee	0.6936567070%
TN126	McMinnville City, Tennessee	0.0355475192%
TN127	McNairy County, Tennessee	0.4269884656%
TN128	Meigs County, Tennessee	0.2016450737%
TN129	Memphis City, Tennessee	4.9079216307%
TN130	Millington City, Tennessee	0.0212200583%
TN131	Minor Hill City, Tennessee	0.0008698448%
TN132	Monroe County, Tennessee	0.7506735593%
TN133	Monterey Town, Tennessee	0.0029942290%
TN134	Montgomery County, Tennessee	1.6758545682%
TN135	Morgan County, Tennessee	0.5132562715%
TN136	Morrison Town, Tennessee	0.0004337290%
TN137	Morristown City, Tennessee	0.3919462797%
TN138	Mount Juliet City, Tennessee	0.0577622481%
TN139	Mount Pleasant City, Tennessee	0.0048377656%
TN140	Murfreesboro City, Tennessee	0.7283549414%
TN141	Nashville-Davidson Metropolitan Government, Tennessee	8.9605710893%
TN142	Nolensville Town, Tennessee	0.0026055144%
TN143	Normandy Town, Tennessee	0.0000797277%
TN144	Oak Ridge City, Tennessee	0.9598050011%
TN145	Obion County, Tennessee	0.2204168957%

Allocations are subject to change pursuant to a State-Subdivision Agreement, Allocation Statute, Statutory Trust, or voluntary redistribution.

TN146	Overton County, Tennessee	0.5262993368%
TN147	Paris City, Tennessee	0.0217300395%
TN148	Perry County, Tennessee	0.0857864664%
TN149	Petersburg Town, Tennessee	0.0005822973%
TN150	Pickett County, Tennessee	0.1459705284%
TN151	Pigeon Forge City, Tennessee	0.0877322588%
TN152	Pleasant Hill Town, Tennessee	0.0000178801%
TN153	Polk County, Tennessee	0.3220131560%
TN154	Portland City, Tennessee	0.0203045711%
TN155	Pulaski City, Tennessee	0.0561230557%
TN156	Putnam County, Tennessee	0.3863240500%
TN157	Red Bank City, Tennessee	0.0106755617%
TN158	Rhea County, Tennessee	0.5404420504%
TN159	Ripley City, Tennessee	0.0190759934%
TN160	Roane County, Tennessee	1.6361535854%
TN161	Robertson County, Tennessee	0.8676284650%
TN162	Rutherford County, Tennessee	2.5746747125%
TN163	Scott County, Tennessee	0.5189341096%
TN164	Sequatchie County, Tennessee	0.2433974548%
TN165	Sevier County, Tennessee	1.3567168872%
TN166	Sevierville City, Tennessee	0.0845613223%
TN167	Shelby County, Tennessee	3.5255393191%
TN168	Shelbyville City, Tennessee	0.0482670674%
TN169	Smith County, Tennessee	0.5711842980%
TN170	Smithville City, Tennessee	0.0196818237%
TN171	Smyrna Town, Tennessee	0.1314691656%
TN172	Soddy-Daisy City, Tennessee	0.0110233237%
TN173	Sparta City, Tennessee	0.0168519913%
TN174	Spencer Town, Tennessee	0.0007743306%
TN175	Spring Hill City, Tennessee	0.0244598773%
TN176	Springfield City, Tennessee	0.0550041036%
TN177	Stewart County, Tennessee	0.1459273147%
TN178	Sullivan County, Tennessee	1.4573397906%
TN179	Sumner County, Tennessee	1.7022113712%
TN180	Tipton County, Tennessee	0.6312749815%
TN181	Tullahoma City, Tennessee	0.3238479828%
TN182	Unicoi County, Tennessee	0.3464527663%
TN183	Union City, Tennessee	0.0993864534%
TN184	Union County, Tennessee	0.5606745148%
TN185	Van Buren County, Tennessee	0.0471429229%
TN186	Viola Town, Tennessee	0.0000607170%
TN187	Warren County, Tennessee	0.5357371504%
TN188	Wartrace Town, Tennessee	0.0003753988%
TN189	Washington County, Tennessee	1.1061046159%
TN190	Wayne County, Tennessee	0.2247756248%
TN191	Waynesboro City, Tennessee	0.0036939405%
TN192	Weakley County, Tennessee	0.3773601643%

Allocations are subject to change pursuant to a State-Subdivision Agreement, Allocation Statute, Statutory Trust, or voluntary redistribution.

TN193	White County, Tennessee	0.3992656969%
TN194	White House City, Tennessee	0.0200834355%
TN195	Williamson County, Tennessee	1.6817249840%
TN196	Wilson County, Tennessee	1.4019072760%
TN197	Woodbury Town, Tennessee	0.0086691778%

TX1	Abbott City, Texas	0.0004586670%
TX2	Abernathy City, Texas	0.0000733330%
TX3	Abilene City, Texas	0.3758786670%
TX4	Ackerly City, Texas	0.0000140000%
TX5	Addison Town, Texas	0.0387293330%
TX6	Adrian City, Texas	0.0001206670%
TX7	Agua Dulce City, Texas	0.0000286670%
TX8	Alamo City, Texas	0.0147473330%
TX9	Alamo Heights City, Texas	0.0187986670%
TX10	Alba Town, Texas	0.0021306670%
TX11	Albany City, Texas	0.0001200000%
TX12	Aledo City, Texas	0.0002206670%
TX13	Alice City, Texas	0.0475273330%
TX14	Allen City, Texas	0.2100540000%
TX15	Alma Town, Texas	0.0007380000%
TX16	Alpine City, Texas	0.0197906670%
TX17	Alto Town, Texas	0.0025113330%
TX18	Alton City, Texas	0.0076933330%
TX19	Alvarado City, Texas	0.0193526670%
TX20	Alvin City, Texas	0.0759746670%
TX21	Alvord Town, Texas	0.0002386670%
TX22	Amarillo City, Texas	0.6584406670%
TX23	Ames City, Texas	0.0037140000%
TX24	Amherst City, Texas	0.0000146670%
TX25	Anahuac City, Texas	0.0003613330%
TX26	Anderson City, Texas	0.0000126670%
TX27	Anderson County, Texas	0.1791753330%
TX28	Andrews City, Texas	0.0126553330%
TX29	Andrews County, Texas	0.0250706670%
TX30	Angelina County, Texas	0.1533040000%
TX31	Angleton City, Texas	0.0418606670%
TX32	Angus City, Texas	0.0002206670%
TX33	Anna City, Texas	0.0060500000%
TX34	Annetta North Town, Texas	0.0000226670%
TX35	Annetta South Town, Texas	0.0004013330%
TX36	Annetta Town, Texas	0.0039706670%
TX37	Annona Town, Texas	0.0004920000%
TX38	Anson City, Texas	0.0034226670%
TX39	Anthony Town, Texas	0.0030093330%
TX40	Anton City, Texas	0.0002960000%
TX41	Appleby City, Texas	0.0010340000%
TX42	Aquilla City, Texas	0.0001386670%
TX43	Aransas County, Texas	0.1776746670%
TX44	Aransas Pass City, Texas	0.0385420000%
TX45	Archer City, Texas	0.0070360000%
TX46	Archer County, Texas	0.0303560000%
TX47	Arcola City, Texas	0.0048600000%
TX48	Argyle City, Texas	0.0076040000%
TX49	Arlington City, Texas	0.4905353330%

TX50	Armstrong County, Texas	0.0006493330%
TX51	Arp City, Texas	0.0013393330%
TX52	Asherton City, Texas	0.0000746670%
TX53	Aspermont Town, Texas	0.0000060000%
TX54	Atascosa County, Texas	0.1179353330%
TX55	Athens City, Texas	0.0706280000%
TX56	Atlanta City, Texas	0.0206633330%
TX57	Aubrey City, Texas	0.0100940000%
TX58	Aurora City, Texas	0.0012326670%
TX59	Austin City, Texas	3.2518106670%
TX60	Austin County, Texas	0.0506866670%
TX61	Austwell City, Texas	0.0000726670%
TX62	Avery Town, Texas	0.0000920000%
TX63	Avinger Town, Texas	0.0007433330%
TX64	Azle City, Texas	0.0214753330%
TX65	Bailey City, Texas	0.0006333330%
TX66	Bailey County, Texas	0.0102513330%
TX67	Bailey's Prairie Village, Texas	0.0037360000%
TX68	Baird City, Texas	0.0018680000%
TX69	Balch Springs City, Texas	0.0182386670%
TX70	Balcones Heights City, Texas	0.0158740000%
TX71	Ballinger City, Texas	0.0061146670%
TX72	Balmorhea City, Texas	0.0000420000%
TX73	Bandera City, Texas	0.0019286670%
TX74	Bandera County, Texas	0.0578766670%
TX75	Bangs City, Texas	0.0020333330%
TX76	Bardwell City, Texas	0.0002413330%
TX77	Barry City, Texas	0.0001333330%
TX78	Barstow City, Texas	0.0000406670%
TX79	Bartlett City, Texas	0.0022493330%
TX80	Bartonville Town, Texas	0.0059246670%
TX81	Bastrop City, Texas	0.0308800000%
TX82	Bastrop County, Texas	0.2293066670%
TX83	Bay City, Texas	0.0386080000%
TX84	Baylor County, Texas	0.0198880000%
TX85	Bayou Vista City, Texas	0.0041600000%
TX86	Bayside Town, Texas	0.0001613330%
TX87	Baytown City, Texas	0.1440440000%
TX88	Bayview Town, Texas	0.0000273330%
TX89	Beach City, Texas	0.0083366670%
TX90	Bear Creek Village, Texas	0.0006040000%
TX91	Beasley City, Texas	0.0000866670%
TX92	Beaumont City, Texas	0.4553400000%
TX93	Beckville City, Texas	0.0008313330%
TX94	Bedford City, Texas	0.0628760000%
TX95	Bedias City, Texas	0.0023166670%
TX96	Bee Cave City, Texas	0.0085753330%
TX97	Bee County, Texas	0.0652293330%
TX98	Beeville City, Texas	0.0160180000%

TX99	Bell County, Texas	0.4338320000%
TX100	Bellaire City, Texas	0.0275093330%
TX101	Bellevue City, Texas	0.0000373330%
TX102	Bellmead City, Texas	0.0096580000%
TX103	Bells Town, Texas	0.0012606670%
TX104	Bellville City, Texas	0.0049920000%
TX105	Belton City, Texas	0.0484533330%
TX106	Benavides City, Texas	0.0001013330%
TX107	Benbrook City, Texas	0.0292793330%
TX108	Benjamin City, Texas	0.0006340000%
TX109	Berryville Town, Texas	0.0095860000%
TX110	Bertram City, Texas	0.0001213330%
TX111	Beverly Hills City, Texas	0.0028906670%
TX112	Bevil Oaks City, Texas	0.0003660000%
TX113	Bexar County, Texas	4.6714346670%
TX114	Big Lake City, Texas	0.0003646670%
TX115	Big Sandy Town, Texas	0.0030526670%
TX116	Big Spring City, Texas	0.1266186670%
TX117	Big Wells City, Texas	0.0001573330%
TX118	Bishop City, Texas	0.0054753330%
TX119	Bishop Hills Town, Texas	0.0002153330%
TX120	Blackwell City, Texas	0.0000206670%
TX121	Blanco City, Texas	0.0041273330%
TX122	Blanco County, Texas	0.0328153330%
TX123	Blanket Town, Texas	0.0000980000%
TX124	Bloomburg Town, Texas	0.0006733330%
TX125	Blooming Grove Town, Texas	0.0002346670%
TX126	Blossom City, Texas	0.0001320000%
TX127	Blue Mound City, Texas	0.0019253330%
TX128	Blue Ridge City, Texas	0.0008966670%
TX129	Blum Town, Texas	0.0010813330%
TX130	Boerne City, Texas	0.0303840000%
TX131	Bogata City, Texas	0.0024326670%
TX132	Bonham City, Texas	0.0672726670%
TX133	Bonney Village, Texas	0.0016733330%
TX134	Booker Town, Texas	0.0006906670%
TX135	Borden County, Texas	0.0006666670%
TX136	Borger City, Texas	0.0464533330%
TX137	Bosque County, Texas	0.0473820000%
TX138	Bovina City, Texas	0.0001153330%
TX139	Bowie City, Texas	0.0557466670%
TX140	Bowie County, Texas	0.1554600000%
TX141	Boyd Town, Texas	0.0046353330%
TX142	Brackettville City, Texas	0.0000053330%
TX143	Brady City, Texas	0.0183200000%
TX144	Brazoria City, Texas	0.0076913330%
TX145	Brazoria County, Texas	0.6807266670%
TX146	Brazos Bend City, Texas	0.0003080000%
TX147	Brazos Country City, Texas	0.0006013330%

TX148	Brazos County, Texas	0.2280580000%
TX149	Breckenridge City, Texas	0.0159840000%
TX150	Bremond City, Texas	0.0037026670%
TX151	Brenham City, Texas	0.0365000000%
TX152	Brewster County, Texas	0.0400580000%
TX153	Briarcliff Village, Texas	0.0003813330%
TX154	Briaroaks City, Texas	0.0000380000%
TX155	Bridge City, Texas	0.0538373330%
TX156	Bridgeport City, Texas	0.0222006670%
TX157	Briscoe County, Texas	0.0006513330%
TX158	Broadus Town, Texas	0.0000206670%
TX159	Bronte Town, Texas	0.0000660000%
TX160	Brooks County, Texas	0.0138066670%
TX161	Brookshire City, Texas	0.0042706670%
TX162	Brookside Village City, Texas	0.0007400000%
TX163	Brown County, Texas	0.1289446670%
TX164	Browndell City, Texas	0.0001013330%
TX165	Brownfield City, Texas	0.0096346670%
TX166	Brownsboro City, Texas	0.0021173330%
TX167	Brownsville City, Texas	0.2833713330%
TX168	Brownwood City, Texas	0.1110480000%
TX169	Bruceville-Eddy City, Texas	0.0011280000%
TX170	Bryan City, Texas	0.1645980000%
TX171	Bryson City, Texas	0.0008186670%
TX172	Buckholts Town, Texas	0.0007420000%
TX173	Buda City, Texas	0.0071893330%
TX174	Buffalo City, Texas	0.0079106670%
TX175	Buffalo Gap Town, Texas	0.0000586670%
TX176	Buffalo Springs Village, Texas	0.0001253330%
TX177	Bullard Town, Texas	0.0049913330%
TX178	Bulverde City, Texas	0.0096240000%
TX179	Bunker Hill Village City, Texas	0.0003146670%
TX180	Burkburnett City, Texas	0.0252293330%
TX181	Burke City, Texas	0.0007426670%
TX182	Burleson City, Texas	0.1011860000%
TX183	Burleson County, Texas	0.0468293330%
TX184	Burnet City, Texas	0.0222300000%
TX185	Burnet County, Texas	0.1265526670%
TX186	Burton City, Texas	0.0006246670%
TX187	Byers City, Texas	0.0000513330%
TX188	Bynum Town, Texas	0.0002533330%
TX189	Cactus City, Texas	0.0031860000%
TX190	Caddo Mills City, Texas	0.0000286670%
TX191	Caldwell City, Texas	0.0121633330%
TX192	Caldwell County, Texas	0.0576086670%
TX193	Calhoun County, Texas	0.0852840000%
TX194	Callahan County, Texas	0.0085960000%
TX195	Callisburg City, Texas	0.0000673330%
TX196	Calvert City, Texas	0.0005146670%

TX197	Cameron City, Texas	0.0073940000%
TX198	Cameron County, Texas	0.3580173330%
TX199	Camp County, Texas	0.0192340000%
TX200	Camp Wood City, Texas	0.0002813330%
TX201	Campbell City, Texas	0.0007440000%
TX202	Canadian City, Texas	0.0007266670%
TX203	Caney City Town, Texas	0.0013366670%
TX204	Canton City, Texas	0.0378226670%
TX205	Canyon City, Texas	0.0175006670%
TX206	Carbon Town, Texas	0.0004133330%
TX207	Carl's Corner Town, Texas	0.0000320000%
TX208	Carmine City, Texas	0.0002566670%
TX209	Carrizo Springs City, Texas	0.0011140000%
TX210	Carrollton City, Texas	0.2068366670%
TX211	Carson County, Texas	0.0196620000%
TX212	Carthage City, Texas	0.0126180000%
TX213	Cashion Community City, Texas	0.0002146670%
TX214	Cass County, Texas	0.0621033330%
TX215	Castle Hills City, Texas	0.0085200000%
TX216	Castro County, Texas	0.0029466670%
TX217	Castroville City, Texas	0.0030166670%
TX218	Cedar Hill City, Texas	0.0467513330%
TX219	Cedar Park City, Texas	0.1237113330%
TX220	Celeste City, Texas	0.0008533330%
TX221	Celina City, Texas	0.0121886670%
TX222	Center City, Texas	0.0392253330%
TX223	Centerville City, Texas	0.0002566670%
TX224	Chambers County, Texas	0.1021253330%
TX225	Chandler City, Texas	0.0115760000%
TX226	Channing City, Texas	0.0000013330%
TX227	Charlotte City, Texas	0.0028380000%
TX228	Cherokee County, Texas	0.1044080000%
TX229	Chester Town, Texas	0.0007826670%
TX230	Chico City, Texas	0.0019520000%
TX231	Childress City, Texas	0.0252773330%
TX232	Childress County, Texas	0.0337213330%
TX233	Chillicothe City, Texas	0.0001146670%
TX234	China City, Texas	0.0003480000%
TX235	China Grove Town, Texas	0.0003986670%
TX236	Chireno City, Texas	0.0010453330%
TX237	Christine Town, Texas	0.0002360000%
TX238	Cibolo City, Texas	0.0091266670%
TX239	Cisco City, Texas	0.0048120000%
TX240	Clarendon City, Texas	0.0000760000%
TX241	Clarksville City, Texas	0.0139273330%
TX242	Clarksville City, Texas	0.0000360000%
TX243	Claude City, Texas	0.0000173330%
TX244	Clay County, Texas	0.0480333330%
TX245	Clear Lake Shores City, Texas	0.0044546670%

TX246	Cleburne City, Texas	0.1521226670%
TX247	Cleveland City, Texas	0.0645980000%
TX248	Clifton City, Texas	0.0066260000%
TX249	Clint Town, Texas	0.0002500000%
TX250	Clute City, Texas	0.0342333330%
TX251	Clyde City, Texas	0.0115246670%
TX252	Coahoma Town, Texas	0.0015273330%
TX253	Cochran County, Texas	0.0022593330%
TX254	Cockrell Hill City, Texas	0.0003413330%
TX255	Coffee City Town, Texas	0.0007246670%
TX256	Coke County, Texas	0.0036813330%
TX257	Coldspring City, Texas	0.0002980000%
TX258	Coleman City, Texas	0.0036280000%
TX259	Coleman County, Texas	0.0027760000%
TX260	College Station City, Texas	0.1720980000%
TX261	Colleyville City, Texas	0.0306993330%
TX262	Collin County, Texas	0.8444806670%
TX263	Collingsworth County, Texas	0.0128226670%
TX264	Collinsville Town, Texas	0.0012206670%
TX265	Colmesneil City, Texas	0.0014740000%
TX266	Colorado City, Texas	0.0056033330%
TX267	Colorado County, Texas	0.0327226670%
TX268	Columbus City, Texas	0.0045780000%
TX269	Comal County, Texas	0.2640946670%
TX270	Comanche City, Texas	0.0110020000%
TX271	Comanche County, Texas	0.0339760000%
TX272	Combes Town, Texas	0.0011400000%
TX273	Combine City, Texas	0.0012613330%
TX274	Commerce City, Texas	0.0225793330%
TX275	Como Town, Texas	0.0002766670%
TX276	Concho County, Texas	0.0025726670%
TX277	Conroe City, Texas	0.3111140000%
TX278	Converse City, Texas	0.0184620000%
TX279	Cooke County, Texas	0.1336340000%
TX280	Cool City, Texas	0.0004873330%
TX281	Coolidge Town, Texas	0.0001620000%
TX282	Cooper City, Texas	0.0002413330%
TX283	Coppell City, Texas	0.0577286670%
TX284	Copper Canyon Town, Texas	0.0003260000%
TX285	Copperas Cove City, Texas	0.0889946670%
TX286	Corinth City, Texas	0.0501986670%
TX287	Corpus Christi City, Texas	1.2084713330%
TX288	Corral City Town, Texas	0.0000953330%
TX289	Corrigan Town, Texas	0.0142120000%
TX290	Corsicana City, Texas	0.0582066670%
TX291	Coryell County, Texas	0.0824393330%
TX292	Cottle County, Texas	0.0005833330%
TX293	Cottonwood City, Texas	0.0001926670%
TX294	Cottonwood Shores City, Texas	0.0008020000%

TX295	Cotulla City, Texas	0.0008340000%
TX296	Coupland City, Texas	0.0001773330%
TX297	Cove City, Texas	0.0002580000%
TX298	Covington City, Texas	0.0003460000%
TX299	Coyote Flats City, Texas	0.0009813330%
TX300	Crandall City, Texas	0.0080626670%
TX301	Crane City, Texas	0.0070660000%
TX302	Crane County, Texas	0.0174306670%
TX303	Cranfills Gap City, Texas	0.0000853330%
TX304	Crawford Town, Texas	0.0002553330%
TX305	Creedmoor City, Texas	0.0000106670%
TX306	Cresson City, Texas	0.0007240000%
TX307	Crockett City, Texas	0.0156020000%
TX308	Crockett County, Texas	0.0121400000%
TX309	Crosby County, Texas	0.0122586670%
TX310	Crosbyton City, Texas	0.0009986670%
TX311	Cross Plains Town, Texas	0.0032513330%
TX312	Cross Roads Town, Texas	0.0001626670%
TX313	Cross Timber Town, Texas	0.0003613330%
TX314	Crowell City, Texas	0.0042233330%
TX315	Crowley City, Texas	0.0148966670%
TX316	Crystal City, Texas	0.0129413330%
TX317	Cuero City, Texas	0.0164593330%
TX318	Culberson County, Texas	0.0005260000%
TX319	Cumby City, Texas	0.0035466670%
TX320	Cuney Town, Texas	0.0004040000%
TX321	Cushing City, Texas	0.0007466670%
TX322	Cut and Shoot City, Texas	0.0014273330%
TX323	Daingerfield City, Texas	0.0083173330%
TX324	Daisetta City, Texas	0.0035800000%
TX325	Dalhart City, Texas	0.0077393330%
TX326	Dallam County, Texas	0.0144573330%
TX327	Dallas City, Texas	1.9999346670%
TX328	Dallas County, Texas	5.6921940000%
TX329	Dalworthington Gardens City, Texas	0.0040400000%
TX330	Danbury City, Texas	0.0028206670%
TX331	Darrouzett Town, Texas	0.0000673330%
TX332	Dawson County, Texas	0.0312740000%
TX333	Dawson Town, Texas	0.0004000000%
TX334	Dayton City, Texas	0.0314146670%
TX335	Dayton Lakes City, Texas	0.0000253330%
TX336	De Kalb City, Texas	0.0006900000%
TX337	De Leon City, Texas	0.0054786670%
TX338	De Witt County, Texas	0.0459300000%
TX339	Deaf Smith County, Texas	0.0230213330%
TX340	Dean City, Texas	0.0000940000%
TX341	Decatur City, Texas	0.0377793330%
TX342	Decordova City, Texas	0.0091853330%
TX343	Deer Park City, Texas	0.0329253330%

TX344	Del Rio City, Texas	0.0393706670%
TX345	Dell City, Texas	0.0000100000%
TX346	Delta County, Texas	0.0203893330%
TX347	Denison City, Texas	0.1402840000%
TX348	Denton City, Texas	0.3055560000%
TX349	Denton County, Texas	0.7548653330%
TX350	Denver City Town, Texas	0.0014026670%
TX351	Deport City, Texas	0.0000280000%
TX352	Desoto City, Texas	0.0482666670%
TX353	Detroit Town, Texas	0.0006433330%
TX354	Devers City, Texas	0.0001273330%
TX355	Devine City, Texas	0.0029026670%
TX356	Diboll City, Texas	0.0170220000%
TX357	Dickens City, Texas	0.0000473330%
TX358	Dickens County, Texas	0.0012486670%
TX359	Dickinson City, Texas	0.0557886670%
TX360	Dilley City, Texas	0.0017553330%
TX361	Dimmit County, Texas	0.0221960000%
TX362	Dimmitt City, Texas	0.0006746670%
TX363	Dish Town, Texas	0.0000126670%
TX364	Dodd City Town, Texas	0.0008073330%
TX365	Dodson Town, Texas	0.0002980000%
TX366	Domino Town, Texas	0.0001306670%
TX367	Donley County, Texas	0.0149133330%
TX368	Donna City, Texas	0.0091986670%
TX369	Dorchester City, Texas	0.0001540000%
TX370	Double Oak Town, Texas	0.0031766670%
TX371	Douglassville Town, Texas	0.0003826670%
TX372	Dripping Springs City, Texas	0.0005406670%
TX373	Driscoll City, Texas	0.0000260000%
TX374	Dublin City, Texas	0.0096520000%
TX375	Dumas City, Texas	0.0174860000%
TX376	Duncanville City, Texas	0.0388853330%
TX377	Duval County, Texas	0.0327393330%
TX378	Eagle Lake City, Texas	0.0032546670%
TX379	Eagle Pass City, Texas	0.0373366670%
TX380	Early City, Texas	0.0098920000%
TX381	Earth City, Texas	0.0001613330%
TX382	East Bernard City, Texas	0.0037026670%
TX383	East Mountain City, Texas	0.0016626670%
TX384	East Tawakoni City, Texas	0.0018153330%
TX385	Eastland City, Texas	0.0105973330%
TX386	Eastland County, Texas	0.0348500000%
TX387	Easton City, Texas	0.0002193330%
TX388	Ector City, Texas	0.0007386670%
TX389	Ector County, Texas	0.3200000000%
TX390	Edcouch City, Texas	0.0027340000%
TX391	Eden City, Texas	0.0003313330%
TX392	Edgecliff Village Town, Texas	0.0014880000%

TX393	Edgewood Town, Texas	0.0087693330%
TX394	Edinburg City, Texas	0.0805893330%
TX395	Edmonson Town, Texas	0.0000906670%
TX396	Edna City, Texas	0.0121293330%
TX397	Edom City, Texas	0.0014326670%
TX398	Edwards County, Texas	0.0006500000%
TX399	El Campo City, Texas	0.0211333330%
TX400	El Cenizo City, Texas	0.0004140000%
TX401	El Lago City, Texas	0.0037360000%
TX402	El Paso City, Texas	0.8162473330%
TX403	El Paso County, Texas	1.7280806670%
TX404	Eldorado City, Texas	0.0000333330%
TX405	Electra City, Texas	0.0104773330%
TX406	Elgin City, Texas	0.0175226670%
TX407	Elkhart Town, Texas	0.0002006670%
TX408	Ellis County, Texas	0.2102480000%
TX409	Elmendorf City, Texas	0.0004973330%
TX410	Elsa City, Texas	0.0051466670%
TX411	Emhouse Town, Texas	0.0000553330%
TX412	Emory City, Texas	0.0025853330%
TX413	Enchanted Oaks Town, Texas	0.0008660000%
TX414	Encinal City, Texas	0.0010100000%
TX415	Ennis City, Texas	0.0545593330%
TX416	Erath County, Texas	0.0684106670%
TX417	Escobares City, Texas	0.0000266670%
TX418	Estelline Town, Texas	0.0006060000%
TX419	Eules City, Texas	0.0618826670%
TX420	Eureka City, Texas	0.0002226670%
TX421	Eustace City, Texas	0.0013926670%
TX422	Evant Town, Texas	0.0013786670%
TX423	Everman City, Texas	0.0051280000%
TX424	Fair Oaks Ranch City, Texas	0.0053846670%
TX425	Fairchilds Village, Texas	0.0000540000%
TX426	Fairfield City, Texas	0.0008300000%
TX427	Fairview Town, Texas	0.0214966670%
TX428	Falfurrias City, Texas	0.0014806670%
TX429	Falls City, Texas	0.0000273330%
TX430	Falls County, Texas	0.0230146670%
TX431	Fannin County, Texas	0.0877686670%
TX432	Farmers Branch City, Texas	0.0630213330%
TX433	Farmersville City, Texas	0.0070213330%
TX434	Farwell City, Texas	0.0002286670%
TX435	Fate City, Texas	0.0023153330%
TX436	Fayette County, Texas	0.0616266670%
TX437	Fayetteville City, Texas	0.0002606670%
TX438	Ferris City, Texas	0.0092486670%
TX439	Fisher County, Texas	0.0036786670%
TX440	Flatonia Town, Texas	0.0037740000%
TX441	Florence City, Texas	0.0026326670%

TX442	Floresville City, Texas	0.0144660000%
TX443	Flower Mound Town, Texas	0.1435040000%
TX444	Floyd County, Texas	0.0060326670%
TX445	Floydada City, Texas	0.0042380000%
TX446	Foard County, Texas	0.0038426670%
TX447	Follett City, Texas	0.0001413330%
TX448	Forest Hill City, Texas	0.0174213330%
TX449	Forney City, Texas	0.0534080000%
TX450	Forsan City, Texas	0.0003840000%
TX451	Fort Bend County, Texas	1.0044793330%
TX452	Fort Stockton City, Texas	0.0029406670%
TX453	Fort Worth City, Texas	1.4138600000%
TX454	Franklin City, Texas	0.0026206670%
TX455	Franklin County, Texas	0.0171886670%
TX456	Frankston Town, Texas	0.0001826670%
TX457	Fredericksburg City, Texas	0.0376573330%
TX458	Freeport City, Texas	0.0486486670%
TX459	Freer City, Texas	0.0021806670%
TX460	Freestone County, Texas	0.0336633330%
TX461	Friendswood City, Texas	0.0935533330%
TX462	Frio County, Texas	0.0133026670%
TX463	Friona City, Texas	0.0018986670%
TX464	Frisco City, Texas	0.2702060000%
TX465	Fritch City, Texas	0.0030320000%
TX466	Frost City, Texas	0.0002140000%
TX467	Fruitvale City, Texas	0.0015626670%
TX468	Fulshear City, Texas	0.0035146670%
TX469	Fulton Town, Texas	0.0010680000%
TX470	Gaines County, Texas	0.0362313330%
TX471	Gainesville City, Texas	0.1026533330%
TX472	Galena Park City, Texas	0.0087286670%
TX473	Gallatin City, Texas	0.0008353330%
TX474	Galveston City, Texas	0.3254580000%
TX475	Galveston County, Texas	0.7493953330%
TX476	Ganado City, Texas	0.0036733330%
TX477	Garden Ridge City, Texas	0.0075673330%
TX478	Garland City, Texas	0.2801626670%
TX479	Garrett Town, Texas	0.0016733330%
TX480	Garrison City, Texas	0.0023700000%
TX481	Gary City Town, Texas	0.0003000000%
TX482	Garza County, Texas	0.0059626670%
TX483	Gatesville City, Texas	0.0179960000%
TX484	George West City, Texas	0.0041380000%
TX485	Georgetown City, Texas	0.1505973330%
TX486	Gholson City, Texas	0.0010033330%
TX487	Giddings City, Texas	0.0084493330%
TX488	Gillespie County, Texas	0.0421273330%
TX489	Gilmer City, Texas	0.0226340000%
TX490	Gladewater City, Texas	0.0164253330%

TX491	Glasscock County, Texas	0.0006666670%
TX492	Glen Rose City, Texas	0.0003600000%
TX493	Glenn Heights City, Texas	0.0110620000%
TX494	Godley City, Texas	0.0020766670%
TX495	Goldsmith City, Texas	0.0004513330%
TX496	Goldthwaite City, Texas	0.0008166670%
TX497	Goliad City, Texas	0.0023753330%
TX498	Goliad County, Texas	0.0231066670%
TX499	Golinda City, Texas	0.0000666670%
TX500	Gonzales City, Texas	0.0099213330%
TX501	Gonzales County, Texas	0.0221533330%
TX502	Goodlow City, Texas	0.0001473330%
TX503	Goodrich City, Texas	0.0064286670%
TX504	Gordon City, Texas	0.0002433330%
TX505	Goree City, Texas	0.0004993330%
TX506	Gorman City, Texas	0.0020713330%
TX507	Graford City, Texas	0.0000153330%
TX508	Graham City, Texas	0.1569520000%
TX509	Granbury City, Texas	0.0478233330%
TX510	Grand Prairie City, Texas	0.2969593330%
TX511	Grand Saline City, Texas	0.0242753330%
TX512	Grandfalls Town, Texas	0.0000433330%
TX513	Grandview City, Texas	0.0044000000%
TX514	Granger City, Texas	0.0018273330%
TX515	Granite Shoals City, Texas	0.0078893330%
TX516	Granjeno City, Texas	0.0000286670%
TX517	Grapeland City, Texas	0.0048580000%
TX518	Grapevine City, Texas	0.0861300000%
TX519	Gray County, Texas	0.0439226670%
TX520	Grays Prairie Village, Texas	0.0000113330%
TX521	Grayson County, Texas	0.3593886670%
TX522	Greenville City, Texas	0.1354080000%
TX523	Gregg County, Texas	0.1624960000%
TX524	Gregory City, Texas	0.0031313330%
TX525	Grey Forest City, Texas	0.0003160000%
TX526	Grimes County, Texas	0.0632520000%
TX527	Groesbeck City, Texas	0.0038300000%
TX528	Groom Town, Texas	0.0006433330%
TX529	Groves City, Texas	0.0271680000%
TX530	Groveton City, Texas	0.0058846670%
TX531	Gruver City, Texas	0.0007773330%
TX532	Guadalupe County, Texas	0.0978826670%
TX533	Gun Barrel City, Texas	0.0242013330%
TX534	Gunter City, Texas	0.0030726670%
TX535	Gustine Town, Texas	0.0000226670%
TX536	Hackberry Town, Texas	0.0000626670%
TX537	Hale Center City, Texas	0.0040280000%
TX538	Hale County, Texas	0.0527666670%
TX539	Hall County, Texas	0.0059553330%

TX540	Hallettsville City, Texas	0.0045966670%
TX541	Hallsburg City, Texas	0.0001813330%
TX542	Hallsville City, Texas	0.0068260000%
TX543	Haltom City, Texas	0.0478666670%
TX544	Hamilton City, Texas	0.0023873330%
TX545	Hamilton County, Texas	0.0442380000%
TX546	Hamlin City, Texas	0.0031040000%
TX547	Hansford County, Texas	0.0109440000%
TX548	Happy Town, Texas	0.0002180000%
TX549	Hardeman County, Texas	0.0101460000%
TX550	Hardin City, Texas	0.0000666670%
TX551	Hardin County, Texas	0.2532000000%
TX552	Harker Heights City, Texas	0.0757873330%
TX553	Harlingen City, Texas	0.1102860000%
TX554	Harris County, Texas	9.9774680000%
TX555	Harrison County, Texas	0.1239400000%
TX556	Hart City, Texas	0.0000573330%
TX557	Hartley County, Texas	0.0005240000%
TX558	Haskell City, Texas	0.0072193330%
TX559	Haskell County, Texas	0.0146740000%
TX560	Haslet City, Texas	0.0012720000%
TX561	Hawk Cove City, Texas	0.0004493330%
TX562	Hawkins City, Texas	0.0052880000%
TX563	Hawley City, Texas	0.0006206670%
TX564	Hays City, Texas	0.0003373330%
TX565	Hays County, Texas	0.3529926670%
TX566	Hearne City, Texas	0.0112160000%
TX567	Heath City, Texas	0.0191673330%
TX568	Hebron Town, Texas	0.0004580000%
TX569	Hedley City, Texas	0.0000466670%
TX570	Hedwig Village City, Texas	0.0087113330%
TX571	Helotes City, Texas	0.0105266670%
TX572	Hemphill City, Texas	0.0053566670%
TX573	Hemphill County, Texas	0.0095960000%
TX574	Hempstead City, Texas	0.0141600000%
TX575	Henderson City, Texas	0.0399773330%
TX576	Henderson County, Texas	0.2186433330%
TX577	Henrietta City, Texas	0.0018133330%
TX578	Hereford City, Texas	0.0136153330%
TX579	Hewitt City, Texas	0.0131840000%
TX580	Hickory Creek Town, Texas	0.0110066670%
TX581	Hico City, Texas	0.0036893330%
TX582	Hidalgo City, Texas	0.0177473330%
TX583	Hidalgo County, Texas	0.8354020000%
TX584	Hideaway City, Texas	0.0006146670%
TX585	Higgins City, Texas	0.0000286670%
TX586	Highland Haven City, Texas	0.0002133330%
TX587	Highland Park Town, Texas	0.0289220000%
TX588	Highland Village City, Texas	0.0335433330%

TX589	Hill Country Village City, Texas	0.0043233330%
TX590	Hill County, Texas	0.0849846670%
TX591	Hillcrest Village, Texas	0.0035633330%
TX592	Hillsboro City, Texas	0.0310726670%
TX593	Hilshire Village City, Texas	0.0005726670%
TX594	Hitchcock City, Texas	0.0191973330%
TX595	Hockley County, Texas	0.0309380000%
TX596	Holiday Lakes Town, Texas	0.0011966670%
TX597	Holland Town, Texas	0.0000513330%
TX598	Holliday City, Texas	0.0039400000%
TX599	Hollywood Park Town, Texas	0.0062826670%
TX600	Hondo City, Texas	0.0768586670%
TX601	Honey Grove City, Texas	0.0047973330%
TX602	Hood County, Texas	0.1947366670%
TX603	Hooks City, Texas	0.0018013330%
TX604	Hopkins County, Texas	0.0996786670%
TX605	Horizon City, Texas	0.0050133330%
TX606	Horseshoe Bay City, Texas	0.0321153330%
TX607	Houston City, Texas	4.6811953330%
TX608	Houston County, Texas	0.0524320000%
TX609	Howard County, Texas	0.0595533330%
TX610	Howardwick City, Texas	0.0000560000%
TX611	Howe Town, Texas	0.0061180000%
TX612	Hubbard City, Texas	0.0024233330%
TX613	Hudson City, Texas	0.0045600000%
TX614	Hudson Oaks City, Texas	0.0104246670%
TX615	Hudspeth County, Texas	0.0006566670%
TX616	Hughes Springs City, Texas	0.0029613330%
TX617	Humble City, Texas	0.0493013330%
TX618	Hunt County, Texas	0.2065673330%
TX619	Hunters Creek Village City, Texas	0.0098053330%
TX620	Huntington City, Texas	0.0058613330%
TX621	Huntsville City, Texas	0.0535820000%
TX622	Hurst City, Texas	0.0661246670%
TX623	Hutchins City, Texas	0.0063673330%
TX624	Hutchinson County, Texas	0.0497533330%
TX625	Hutto City, Texas	0.0255640000%
TX626	Huxley City, Texas	0.0004920000%
TX627	Idalou City, Texas	0.0013326670%
TX628	Impact Town, Texas	0.0000053330%
TX629	Indian Lake Town, Texas	0.0003153330%
TX630	Industry City, Texas	0.0004026670%
TX631	Ingleside City, Texas	0.0269913330%
TX632	Ingleside on the Bay City, Texas	0.0000946670%
TX633	Ingram City, Texas	0.0034953330%
TX634	Iola City, Texas	0.0021093330%
TX635	Iowa Colony Village, Texas	0.0027266670%
TX636	Iowa Park City, Texas	0.0156580000%
TX637	Iraan City, Texas	0.0000373330%

TX638	Iredell City, Texas	0.0001440000%
TX639	Irion County, Texas	0.0060700000%
TX640	Irving City, Texas	0.2852120000%
TX641	Italy Town, Texas	0.0035660000%
TX642	Itasca City, Texas	0.0057960000%
TX643	Ivanhoe City, Texas	0.0000173330%
TX644	Jacinto City, Texas	0.0094273330%
TX645	Jack County, Texas	0.0098660000%
TX646	Jacksboro City, Texas	0.0155026670%
TX647	Jackson County, Texas	0.0253226670%
TX648	Jacksonville City, Texas	0.0534526670%
TX649	Jamaica Beach City, Texas	0.0032753330%
TX650	Jarrell City, Texas	0.0016153330%
TX651	Jasper City, Texas	0.0522813330%
TX652	Jasper County, Texas	0.1659033330%
TX653	Jayton City, Texas	0.0000420000%
TX654	Jeff Davis County, Texas	0.0056666670%
TX655	Jefferson City, Texas	0.0074626670%
TX656	Jefferson County, Texas	0.5044093330%
TX657	Jersey Village City, Texas	0.0242313330%
TX658	Jewett City, Texas	0.0062253330%
TX659	Jim Hogg County, Texas	0.0084786670%
TX660	Jim Wells County, Texas	0.1110260000%
TX661	Joaquin City, Texas	0.0005400000%
TX662	Johnson City, Texas	0.0023873330%
TX663	Johnson County, Texas	0.2724613330%
TX664	Jolly City, Texas	0.0000173330%
TX665	Jones County, Texas	0.0146673330%
TX666	Jones Creek Village, Texas	0.0033853330%
TX667	Jonestown City, Texas	0.0042793330%
TX668	Josephine City, Texas	0.0005873330%
TX669	Joshua City, Texas	0.0137460000%
TX670	Jourdanton City, Texas	0.0064000000%
TX671	Junction City, Texas	0.0032166670%
TX672	Justin City, Texas	0.0057166670%
TX673	Karnes City, Texas	0.0077546670%
TX674	Karnes County, Texas	0.0234993330%
TX675	Katy City, Texas	0.0349780000%
TX676	Kaufman City, Texas	0.0184046670%
TX677	Kaufman County, Texas	0.2353646670%
TX678	Keene City, Texas	0.0255306670%
TX679	Keller City, Texas	0.0527926670%
TX680	Kemah City, Texas	0.0188833330%
TX681	Kemp City, Texas	0.0042793330%
TX682	Kempner City, Texas	0.0002200000%
TX683	Kendall County, Texas	0.0670953330%
TX684	Kendleton City, Texas	0.0000086670%
TX685	Kenedy City, Texas	0.0004506670%
TX686	Kenedy County, Texas	0.0006666670%

TX687	Kenefick Town, Texas	0.0002773330%
TX688	Kennard City, Texas	0.0000880000%
TX689	Kennedale City, Texas	0.0140160000%
TX690	Kent County, Texas	0.0006260000%
TX691	Kerens City, Texas	0.0012826670%
TX692	Kermit City, Texas	0.0037680000%
TX693	Kerr County, Texas	0.1456346670%
TX694	Kerrville City, Texas	0.1269046670%
TX695	Kilgore City, Texas	0.0703886670%
TX696	Killeen City, Texas	0.3571000000%
TX697	Kimble County, Texas	0.0136533330%
TX698	King County, Texas	0.0006666670%
TX699	Kingsville City, Texas	0.0133886670%
TX700	Kinney County, Texas	0.0014280000%
TX701	Kirby City, Texas	0.0058346670%
TX702	Kirbyville City, Texas	0.0071266670%
TX703	Kirvin Town, Texas	0.0000013330%
TX704	Kleberg County, Texas	0.0827393330%
TX705	Knollwood City, Texas	0.0007733330%
TX706	Knox City Town, Texas	0.0013080000%
TX707	Knox County, Texas	0.0078200000%
TX708	Kosse Town, Texas	0.0016453330%
TX709	Kountze City, Texas	0.0131440000%
TX710	Kress City, Texas	0.0001240000%
TX711	Krugerville City, Texas	0.0010053330%
TX712	Krum City, Texas	0.0064406670%
TX713	Kurten Town, Texas	0.0004573330%
TX714	Kyle City, Texas	0.0345566670%
TX715	La Feria City, Texas	0.0069206670%
TX716	La Grange City, Texas	0.0064153330%
TX717	La Grulla City, Texas	0.0011386670%
TX718	La Joya City, Texas	0.0056380000%
TX719	La Marque City, Texas	0.0659533330%
TX720	La Porte City, Texas	0.0610213330%
TX721	La Salle County, Texas	0.0099833330%
TX722	La Vernia City, Texas	0.0021446670%
TX723	La Villa City, Texas	0.0003813330%
TX724	La Ward City, Texas	0.0002140000%
TX725	Lacoste City, Texas	0.0001060000%
TX726	Lacy-Lakeview City, Texas	0.0077326670%
TX727	Ladonia Town, Texas	0.0013406670%
TX728	Lago Vista City, Texas	0.0091786670%
TX729	Laguna Vista Town, Texas	0.0024593330%
TX730	Lake Bridgeport City, Texas	0.0001546670%
TX731	Lake City Town, Texas	0.0019453330%
TX732	Lake Dallas City, Texas	0.0168760000%
TX733	Lake Jackson City, Texas	0.0505206670%
TX734	Lake Tanglewood Village, Texas	0.0004086670%
TX735	Lake Worth City, Texas	0.0133673330%

TX736	Lakeport City, Texas	0.0003086670%
TX737	Lakeside City Town, Texas	0.0001480000%
TX738	Lakeside Town, San Patricio County, Texas	0.0029826670%
TX739	Lakeside Town, Tarrant County, Texas	0.0029826670%
TX740	Lakeview Town, Texas	0.0002846670%
TX741	Lakeway City, Texas	0.0211046670%
TX742	Lakewood Village City, Texas	0.0003713330%
TX743	Lamar County, Texas	0.0943986670%
TX744	Lamb County, Texas	0.0337873330%
TX745	Lamesa City, Texas	0.0197706670%
TX746	Lampasas City, Texas	0.0188073330%
TX747	Lampasas County, Texas	0.0285453330%
TX748	Lancaster City, Texas	0.0604353330%
TX749	Laredo City, Texas	0.5087826670%
TX750	Latexo City, Texas	0.0000826670%
TX751	Lavaca County, Texas	0.0306486670%
TX752	Lavon City, Texas	0.0049566670%
TX753	Lawn Town, Texas	0.0000386670%
TX754	League City, Texas	0.2016120000%
TX755	Leakey City, Texas	0.0001706670%
TX756	Leander City, Texas	0.0590940000%
TX757	Leary City, Texas	0.0005313330%
TX758	Lee County, Texas	0.0203046670%
TX759	Lefors Town, Texas	0.0001060000%
TX760	Leon County, Texas	0.0449286670%
TX761	Leon Valley City, Texas	0.0155053330%
TX762	Leona City, Texas	0.0005886670%
TX763	Leonard City, Texas	0.0056700000%
TX764	Leroy City, Texas	0.0001173330%
TX765	Levelland City, Texas	0.0312320000%
TX766	Lewisville City, Texas	0.2547293330%
TX767	Lexington Town, Texas	0.0015453330%
TX768	Liberty City, Texas	0.0482286670%
TX769	Liberty County, Texas	0.3541413330%
TX770	Liberty Hill City, Texas	0.0018533330%
TX771	Limestone County, Texas	0.0904560000%
TX772	Lincoln Park Town, Texas	0.0004513330%
TX773	Lindale City, Texas	0.0161346670%
TX774	Linden City, Texas	0.0024406670%
TX775	Lindsay City, Texas	0.0008186670%
TX776	Lipan City, Texas	0.0000293330%
TX777	Lipscomb County, Texas	0.0067546670%
TX778	Little Elm City, Texas	0.0462173330%
TX779	Little River-Academy City, Texas	0.0005320000%
TX780	Littlefield City, Texas	0.0051186670%
TX781	Live Oak City, Texas	0.0218266670%
TX782	Live Oak County, Texas	0.0264773330%
TX783	Liverpool City, Texas	0.0009566670%

TX784	Livingston Town, Texas	0.0487766670%
TX785	Llano City, Texas	0.0154140000%
TX786	Llano County, Texas	0.0770980000%
TX787	Lockhart City, Texas	0.0327000000%
TX788	Lockney Town, Texas	0.0022006670%
TX789	Log Cabin City, Texas	0.0013066670%
TX790	Lometa City, Texas	0.0007840000%
TX791	Lone Oak City, Texas	0.0011366670%
TX792	Lone Star City, Texas	0.0055220000%
TX793	Longview City, Texas	0.3215026670%
TX794	Loraine Town, Texas	0.0001253330%
TX795	Lorena City, Texas	0.0022600000%
TX796	Lorenzo City, Texas	0.0075720000%
TX797	Los Fresnos City, Texas	0.0074566670%
TX798	Los Indios Town, Texas	0.0001060000%
TX799	Lott City, Texas	0.0010106670%
TX800	Lovelady City, Texas	0.0001660000%
TX801	Loving County, Texas	0.0006666670%
TX802	Lowry Crossing City, Texas	0.0005220000%
TX803	Lubbock City, Texas	0.2132446670%
TX804	Lubbock County, Texas	0.9198126670%
TX805	Lucas City, Texas	0.0035106670%
TX806	Lueders City, Texas	0.0003386670%
TX807	Lufkin City, Texas	0.1877280000%
TX808	Luling City, Texas	0.0196140000%
TX809	Lumberton City, Texas	0.0244060000%
TX810	Lyford City, Texas	0.0020473330%
TX811	Lynn County, Texas	0.0041833330%
TX812	Lytle City, Texas	0.0048153330%
TX813	Mabank Town, Texas	0.0129620000%
TX814	Madison County, Texas	0.0329946670%
TX815	Madisonville City, Texas	0.0076386670%
TX816	Magnolia City, Texas	0.0173540000%
TX817	Malakoff City, Texas	0.0084093330%
TX818	Malone Town, Texas	0.0002926670%
TX819	Manor City, Texas	0.0083326670%
TX820	Mansfield City, Texas	0.1005253330%
TX821	Manvel City, Texas	0.0082033330%
TX822	Marble Falls City, Texas	0.0246926670%
TX823	Marfa City, Texas	0.0000433330%
TX824	Marietta Town, Texas	0.0002253330%
TX825	Marion City, Texas	0.0001833330%
TX826	Marion County, Texas	0.0364853330%
TX827	Marlin City, Texas	0.0144226670%
TX828	Marquez City, Texas	0.0008813330%
TX829	Marshall City, Texas	0.0722473330%
TX830	Mart City, Texas	0.0006186670%
TX831	Martin County, Texas	0.0072413330%
TX832	Martindale City, Texas	0.0016246670%

TX833	Mason City, Texas	0.0005180000%
TX834	Mason County, Texas	0.0020893330%
TX835	Matador Town, Texas	0.0008020000%
TX836	Matagorda County, Texas	0.0901593330%
TX837	Mathis City, Texas	0.0104800000%
TX838	Maud City, Texas	0.0002820000%
TX839	Maverick County, Texas	0.0772793330%
TX840	Maypearl City, Texas	0.0006573330%
TX841	McAllen City, Texas	0.2429493330%
TX842	McCamey City, Texas	0.0003613330%
TX843	McCulloch County, Texas	0.0133473330%
TX844	McGregor City, Texas	0.0061033330%
TX845	McKinney City, Texas	0.3002553330%
TX846	McLean Town, Texas	0.0000093330%
TX847	McLendon-Chisholm City, Texas	0.0002740000%
TX848	McLennan County, Texas	0.3530940000%
TX849	McMullen County, Texas	0.0006666670%
TX850	Meadow Town, Texas	0.0007473330%
TX851	Meadowlakes City, Texas	0.0006033330%
TX852	Meadows Place City, Texas	0.0120986670%
TX853	Medina County, Texas	0.0322366670%
TX854	Megargel Town, Texas	0.0004073330%
TX855	Melissa City, Texas	0.0102540000%
TX856	Melvin Town, Texas	0.0002300000%
TX857	Memphis City, Texas	0.0048020000%
TX858	Menard City, Texas	0.0006606670%
TX859	Menard County, Texas	0.0098113330%
TX860	Mercedes City, Texas	0.0142940000%
TX861	Meridian City, Texas	0.0023640000%
TX862	Merkel Town, Texas	0.0067446670%
TX863	Mertens Town, Texas	0.0001593330%
TX864	Mertzon City, Texas	0.0000193330%
TX865	Mesquite City, Texas	0.2071393330%
TX866	Mexia City, Texas	0.0140640000%
TX867	Miami City, Texas	0.0003033330%
TX868	Midland City, Texas	0.3478993330%
TX869	Midland County, Texas	0.1866180000%
TX870	Midlothian City, Texas	0.0638660000%
TX871	Midway City, Texas	0.0000520000%
TX872	Milam County, Texas	0.0649240000%
TX873	Milano City, Texas	0.0006026670%
TX874	Mildred Town, Texas	0.0001906670%
TX875	Miles City, Texas	0.0000620000%
TX876	Milford Town, Texas	0.0041180000%
TX877	Miller's Cove Town, Texas	0.0000646670%
TX878	Millican Town, Texas	0.0002780000%
TX879	Mills County, Texas	0.0132873330%
TX880	Millsap Town, Texas	0.0000226670%
TX881	Mineola City, Texas	0.0324793330%

TX882	Mineral Wells City, Texas	0.0613740000%
TX883	Mingus City, Texas	0.0001260000%
TX884	Mission City, Texas	0.0831786670%
TX885	Missouri City, Texas	0.1397553330%
TX886	Mitchell County, Texas	0.0139000000%
TX887	Mobeetie City, Texas	0.0000346670%
TX888	Mobile City, Texas	0.0013560000%
TX889	Monahans City, Texas	0.0038993330%
TX890	Mont Belvieu City, Texas	0.0131126670%
TX891	Montague County, Texas	0.0631973330%
TX892	Montgomery City, Texas	0.0012560000%
TX893	Montgomery County, Texas	1.8006073330%
TX894	Moody City, Texas	0.0005520000%
TX895	Moore County, Texas	0.0270846670%
TX896	Moore Station City, Texas	0.0005146670%
TX897	Moran City, Texas	0.0000333330%
TX898	Morgan City, Texas	0.0004033330%
TX899	Morgan's Point City, Texas	0.0020700000%
TX900	Morgan's Point Resort City, Texas	0.0053493330%
TX901	Morris County, Texas	0.0355520000%
TX902	Morton City, Texas	0.0001113330%
TX903	Motley County, Texas	0.0022293330%
TX904	Moulton Town, Texas	0.0006660000%
TX905	Mount Calm City, Texas	0.0004033330%
TX906	Mount Enterprise City, Texas	0.0012213330%
TX907	Mount Pleasant City, Texas	0.0437893330%
TX908	Mount Vernon Town, Texas	0.0040326670%
TX909	Mountain City, Texas	0.0010320000%
TX910	Muenster City, Texas	0.0031040000%
TX911	Muleshoe City, Texas	0.0032733330%
TX912	Mullin Town, Texas	0.0002560000%
TX913	Munday City, Texas	0.0013646670%
TX914	Murchison City, Texas	0.0015346670%
TX915	Murphy City, Texas	0.0345953330%
TX916	Mustang Ridge City, Texas	0.0016413330%
TX917	Mustang Town, Texas	0.0000046670%
TX918	Nacogdoches City, Texas	0.1373280000%
TX919	Nacogdoches County, Texas	0.1323886670%
TX920	Naples City, Texas	0.0028160000%
TX921	Nash City, Texas	0.0053326670%
TX922	Nassau Bay City, Texas	0.0074980000%
TX923	Natalia City, Texas	0.0004166670%
TX924	Navarro County, Texas	0.0690086670%
TX925	Navarro Town, Texas	0.0002226670%
TX926	Navasota City, Texas	0.0251173330%
TX927	Nazareth City, Texas	0.0000826670%
TX928	Nederland City, Texas	0.0297233330%
TX929	Needville City, Texas	0.0068940000%
TX930	Nevada City, Texas	0.0001580000%

TX931	New Berlin City, Texas	0.0000026670%
TX932	New Boston City, Texas	0.0046353330%
TX933	New Braunfels City, Texas	0.2048753330%
TX934	New Chapel Hill City, Texas	0.0001920000%
TX935	New Deal Town, Texas	0.0002253330%
TX936	New Fairview City, Texas	0.0015560000%
TX937	New Home City, Texas	0.0000060000%
TX938	New Hope Town, Texas	0.0006826670%
TX939	New London City, Texas	0.0027526670%
TX940	New Summerfield City, Texas	0.0002946670%
TX941	New Waverly City, Texas	0.0017080000%
TX942	Newark City, Texas	0.0003466670%
TX943	Newcastle City, Texas	0.0006093330%
TX944	Newton City, Texas	0.0040680000%
TX945	Newton County, Texas	0.1053373330%
TX946	Neylandville Town, Texas	0.0001086670%
TX947	Niederwald City, Texas	0.0000106670%
TX948	Nixon City, Texas	0.0015220000%
TX949	Nocona City, Texas	0.0110240000%
TX950	Nolan County, Texas	0.0335080000%
TX951	Nolanville City, Texas	0.0028313330%
TX952	Nome City, Texas	0.0002606670%
TX953	Noonday City, Texas	0.0001506670%
TX954	Nordheim City, Texas	0.0004646670%
TX955	Normangee Town, Texas	0.0041280000%
TX956	North Cleveland City, Texas	0.0000700000%
TX957	North Richland Hills City, Texas	0.0976126670%
TX958	Northlake Town, Texas	0.0059366670%
TX959	Novice City, Texas	0.0000506670%
TX960	Nueces County, Texas	0.9119546670%
TX961	Oak Grove Town, Texas	0.0018460000%
TX962	Oak Leaf City, Texas	0.0004080000%
TX963	Oak Point City, Texas	0.0060073330%
TX964	Oak Ridge North City, Texas	0.0223413330%
TX965	Oak Ridge Town, Cooke County, Texas	0.0002386670%
TX966	Oak Ridge Town, Kaufman County, Texas	0.0002386670%
TX967	Oak Valley Town, Texas	0.0000046670%
TX968	Oakwood Town, Texas	0.0000986670%
TX969	O'Brien City, Texas	0.0000506670%
TX970	Ochiltree County, Texas	0.0103173330%
TX971	Odem City, Texas	0.0049466670%
TX972	Odessa City, Texas	0.3727753330%
TX973	O'Donnell City, Texas	0.0000180000%
TX974	Oglesby City, Texas	0.0000193330%
TX975	Old River-Winfree City, Texas	0.0144353330%
TX976	Oldham County, Texas	0.0068786670%
TX977	Olmos Park City, Texas	0.0065340000%
TX978	Olney City, Texas	0.0040586670%

TX979	Olton City, Texas	0.0007980000%
TX980	Omaha City, Texas	0.0027900000%
TX981	Onalaska City, Texas	0.0211026670%
TX982	Opdyke West Town, Texas	0.0003193330%
TX983	Orange City, Texas	0.2075593330%
TX984	Orange County, Texas	0.4598786670%
TX985	Orange Grove City, Texas	0.0011180000%
TX986	Orchard City, Texas	0.0005780000%
TX987	Ore City, Texas	0.0045373330%
TX988	Overton City, Texas	0.0052666670%
TX989	Ovilla City, Texas	0.0089273330%
TX990	Oyster Creek City, Texas	0.0064220000%
TX991	Paducah Town, Texas	0.0000833330%
TX992	Paint Rock Town, Texas	0.0000940000%
TX993	Palacios City, Texas	0.0093573330%
TX994	Palestine City, Texas	0.1186726670%
TX995	Palisades Village, Texas	0.0001600000%
TX996	Palm Valley City, Texas	0.0012786670%
TX997	Palmer Town, Texas	0.0084440000%
TX998	Palmhurst City, Texas	0.0031066670%
TX999	Palmview City, Texas	0.0050513330%
TX1000	Palo Pinto County, Texas	0.0830806670%
TX1001	Pampa City, Texas	0.0448180000%
TX1002	Panhandle Town, Texas	0.0063573330%
TX1003	Panola County, Texas	0.0537993330%
TX1004	Panorama Village City, Texas	0.0008613330%
TX1005	Pantego Town, Texas	0.0085986670%
TX1006	Paradise City, Texas	0.0000346670%
TX1007	Paris City, Texas	0.1341200000%
TX1008	Parker City, Texas	0.0068713330%
TX1009	Parker County, Texas	0.3175026670%
TX1010	Parmer County, Texas	0.0105773330%
TX1011	Pasadena City, Texas	0.2376906670%
TX1012	Pattison City, Texas	0.0007653330%
TX1013	Patton Village City, Texas	0.0061786670%
TX1014	Payne Springs Town, Texas	0.0011800000%
TX1015	Pearland City, Texas	0.2225013330%
TX1016	Pearsall City, Texas	0.0077133330%
TX1017	Pecan Gap City, Texas	0.0004793330%
TX1018	Pecan Hill City, Texas	0.0001526670%
TX1019	Pecos City, Texas	0.0050813330%
TX1020	Pecos County, Texas	0.0313313330%
TX1021	Pelican Bay City, Texas	0.0007993330%
TX1022	Penelope Town, Texas	0.0002766670%
TX1023	Penitas City, Texas	0.0002080000%
TX1024	Perryton City, Texas	0.0155760000%
TX1025	Petersburg City, Texas	0.0011273330%
TX1026	Petrolia City, Texas	0.0000113330%
TX1027	Petronila City, Texas	0.0000033330%

TX1028	Pflugerville City, Texas	0.0576053330%
TX1029	Pharr City, Texas	0.0964806670%
TX1030	Pilot Point City, Texas	0.0077420000%
TX1031	Pine Forest City, Texas	0.0025960000%
TX1032	Pine Island Town, Texas	0.0020940000%
TX1033	Pinehurst City, Texas	0.0217806670%
TX1034	Pineland City, Texas	0.0027586670%
TX1035	Piney Point Village City, Texas	0.0104920000%
TX1036	Pittsburg City, Texas	0.0136840000%
TX1037	Plains Town, Texas	0.0000860000%
TX1038	Plainview City, Texas	0.0401986670%
TX1039	Plano City, Texas	0.7677386670%
TX1040	Pleak Village, Texas	0.0001800000%
TX1041	Pleasant Valley Town, Texas	0.0002053330%
TX1042	Pleasanton City, Texas	0.0193406670%
TX1043	Plum Grove City, Texas	0.0001720000%
TX1044	Point Blank City, Texas	0.0002366670%
TX1045	Point City, Texas	0.0010126670%
TX1046	Point Comfort City, Texas	0.0002980000%
TX1047	Point Venture Village, Texas	0.0003920000%
TX1048	Polk County, Texas	0.2472206670%
TX1049	Ponder Town, Texas	0.0008546670%
TX1050	Port Aransas City, Texas	0.0206813330%
TX1051	Port Arthur City, Texas	0.2452966670%
TX1052	Port Isabel City, Texas	0.0065346670%
TX1053	Port Lavaca City, Texas	0.0078346670%
TX1054	Port Neches City, Texas	0.0258993330%
TX1055	Portland City, Texas	0.0510113330%
TX1056	Post City, Texas	0.0015546670%
TX1057	Post Oak Bend City Town, Texas	0.0006893330%
TX1058	Poteet City, Texas	0.0045113330%
TX1059	Poth Town, Texas	0.0026493330%
TX1060	Potter County, Texas	0.2478006670%
TX1061	Pottsboro Town, Texas	0.0082013330%
TX1062	Powell Town, Texas	0.0000733330%
TX1063	Poynor Town, Texas	0.0007866670%
TX1064	Prairie View City, Texas	0.0050666670%
TX1065	Premont City, Texas	0.0022140000%
TX1066	Presidio City, Texas	0.0000986670%
TX1067	Presidio County, Texas	0.0005246670%
TX1068	Primera Town, Texas	0.0019720000%
TX1069	Princeton City, Texas	0.0128300000%
TX1070	Progreso City, Texas	0.0053813330%
TX1071	Progreso Lakes City, Texas	0.0000260000%
TX1072	Prosper Town, Texas	0.0151800000%
TX1073	Providence Village Town, Texas	0.0003386670%
TX1074	Putnam Town, Texas	0.0000093330%
TX1075	Pyote Town, Texas	0.0000146670%
TX1076	Quanah City, Texas	0.0001380000%

TX1077	Queen City, Texas	0.0032246670%
TX1078	Quinlan City, Texas	0.0048693330%
TX1079	Quintana Town, Texas	0.0003280000%
TX1080	Quitaque City, Texas	0.0000053330%
TX1081	Quitman City, Texas	0.0104126670%
TX1082	Rains County, Texas	0.0354600000%
TX1083	Ralls City, Texas	0.0026446670%
TX1084	Rancho Viejo Town, Texas	0.0025573330%
TX1085	Randall County, Texas	0.1854173330%
TX1086	Ranger City, Texas	0.0081240000%
TX1087	Rankin City, Texas	0.0010753330%
TX1088	Ransom Canyon Town, Texas	0.0006200000%
TX1089	Ravenna City, Texas	0.0004566670%
TX1090	Raymondville City, Texas	0.0049773330%
TX1091	Reagan County, Texas	0.0168100000%
TX1092	Real County, Texas	0.0033820000%
TX1093	Red Lick City, Texas	0.0000153330%
TX1094	Red Oak City, Texas	0.0178953330%
TX1095	Red River County, Texas	0.0195373330%
TX1096	Redwater City, Texas	0.0007053330%
TX1097	Reeves County, Texas	0.0689000000%
TX1098	Refugio County, Texas	0.0308106670%
TX1099	Refugio Town, Texas	0.0058926670%
TX1100	Reklaw City, Texas	0.0007573330%
TX1101	Reno City, Texas	0.0074426670%
TX1102	Reno, Texas	0.0025273330%
TX1103	Retreat Town, Texas	0.0000346670%
TX1104	Rhome City, Texas	0.0081900000%
TX1105	Rice City, Texas	0.0013146670%
TX1106	Richardson City, Texas	0.1735433330%
TX1107	Richland Hills City, Texas	0.0162920000%
TX1108	Richland Springs Town, Texas	0.0014893330%
TX1109	Richland Town, Texas	0.0001400000%
TX1110	Richmond City, Texas	0.0517373330%
TX1111	Richwood City, Texas	0.0080746670%
TX1112	Riesel City, Texas	0.0007453330%
TX1113	Rio Bravo City, Texas	0.0056986670%
TX1114	Rio Grande City, Texas	0.0172980000%
TX1115	Rio Hondo City, Texas	0.0023666670%
TX1116	Rio Vista City, Texas	0.0029460000%
TX1117	Rising Star Town, Texas	0.0012886670%
TX1118	River Oaks City, Texas	0.0079446670%
TX1119	Riverside City, Texas	0.0005720000%
TX1120	Roanoke City, Texas	0.0001833330%
TX1121	Roaring Springs Town, Texas	0.0003073330%
TX1122	Robert Lee City, Texas	0.0000566670%
TX1123	Roberts County, Texas	0.0003646670%
TX1124	Robertson County, Texas	0.0297613330%
TX1125	Robinson City, Texas	0.0120013330%

TX1126	Robstown City, Texas	0.0267693330%
TX1127	Roby City, Texas	0.0002853330%
TX1128	Rochester Town, Texas	0.0004493330%
TX1129	Rockdale City, Texas	0.0139820000%
TX1130	Rockport City, Texas	0.0361686670%
TX1131	Rocksprings Town, Texas	0.0000166670%
TX1132	Rockwall City, Texas	0.0762053330%
TX1133	Rockwall County, Texas	0.1125466670%
TX1134	Rocky Mound Town, Texas	0.0001866670%
TX1135	Rogers Town, Texas	0.0025453330%
TX1136	Rollingwood City, Texas	0.0031693330%
TX1137	Roma City, Texas	0.0110860000%
TX1138	Roman Forest Town, Texas	0.0057400000%
TX1139	Ropesville City, Texas	0.0014146670%
TX1140	Roscoe City, Texas	0.0005186670%
TX1141	Rose City, Texas	0.0026746670%
TX1142	Rose Hill Acres City, Texas	0.0015406670%
TX1143	Rosebud City, Texas	0.0009926670%
TX1144	Rosenberg City, Texas	0.0843953330%
TX1145	Ross City, Texas	0.0000980000%
TX1146	Rosser Village, Texas	0.0003660000%
TX1147	Rotan City, Texas	0.0009953330%
TX1148	Round Mountain Town, Texas	0.0003026670%
TX1149	Round Rock City, Texas	0.3173280000%
TX1150	Round Top Town, Texas	0.0000933330%
TX1151	Rowlett City, Texas	0.0666420000%
TX1152	Roxton City, Texas	0.0000313330%
TX1153	Royse City, Texas	0.0156626670%
TX1154	Rule Town, Texas	0.0005333330%
TX1155	Runaway Bay City, Texas	0.0046206670%
TX1156	Runge Town, Texas	0.0001700000%
TX1157	Runnels County, Texas	0.0225540000%
TX1158	Rusk City, Texas	0.0119940000%
TX1159	Rusk County, Texas	0.1009266670%
TX1160	Sabinal City, Texas	0.0012073330%
TX1161	Sabine County, Texas	0.0309860000%
TX1162	Sachse City, Texas	0.0156000000%
TX1163	Sadler City, Texas	0.0006166670%
TX1164	Saginaw City, Texas	0.0213153330%
TX1165	Salado Village, Texas	0.0021400000%
TX1166	San Angelo City, Texas	0.3576726670%
TX1167	San Antonio City, Texas	2.9102773330%
TX1168	San Augustine City, Texas	0.0167880000%
TX1169	San Augustine County, Texas	0.0252360000%
TX1170	San Benito City, Texas	0.0266766670%
TX1171	San Diego City, Texas	0.0078473330%
TX1172	San Elizario City, Texas	0.0052206670%
TX1173	San Felipe Town, Texas	0.0009986670%
TX1174	San Jacinto County, Texas	0.1315986670%

TX1175	San Juan City, Texas	0.0192300000%
TX1176	San Leanna Village, Texas	0.0000240000%
TX1177	San Marcos City, Texas	0.2171253330%
TX1178	San Patricio City, Texas	0.0028086670%
TX1179	San Patricio County, Texas	0.1812773330%
TX1180	San Perlita City, Texas	0.0014793330%
TX1181	San Saba City, Texas	0.0067046670%
TX1182	San Saba County, Texas	0.0117080000%
TX1183	Sanctuary Town, Texas	0.0000113330%
TX1184	Sandy Oaks City, Texas	0.0065753330%
TX1185	Sandy Point City, Texas	0.0010913330%
TX1186	Sanford Town, Texas	0.0002053330%
TX1187	Sanger City, Texas	0.0148246670%
TX1188	Sansom Park City, Texas	0.0001486670%
TX1189	Santa Anna Town, Texas	0.0002193330%
TX1190	Santa Clara City, Texas	0.0000580000%
TX1191	Santa Fe City, Texas	0.0221813330%
TX1192	Santa Rosa Town, Texas	0.0014253330%
TX1193	Savoy City, Texas	0.0015660000%
TX1194	Schertz City, Texas	0.0400733330%
TX1195	Schleicher County, Texas	0.0037966670%
TX1196	Schulenburg City, Texas	0.0017066670%
TX1197	Scotland City, Texas	0.0000986670%
TX1198	Scottsville City, Texas	0.0004720000%
TX1199	Scurry County, Texas	0.0487440000%
TX1200	Scurry Town, Texas	0.0007400000%
TX1201	Seabrook City, Texas	0.0201800000%
TX1202	Seadrift City, Texas	0.0006606670%
TX1203	Seagoville City, Texas	0.0114040000%
TX1204	Seagraves City, Texas	0.0050206670%
TX1205	Sealy City, Texas	0.0137580000%
TX1206	Seguin City, Texas	0.2510253330%
TX1207	Selma City, Texas	0.0149526670%
TX1208	Seminole City, Texas	0.0107280000%
TX1209	Seven Oaks City, Texas	0.0026113330%
TX1210	Seven Points City, Texas	0.0049680000%
TX1211	Seymour City, Texas	0.0094786670%
TX1212	Shackelford County, Texas	0.0008586670%
TX1213	Shady Shores Town, Texas	0.0003960000%
TX1214	Shallowater City, Texas	0.0012713330%
TX1215	Shamrock City, Texas	0.0028853330%
TX1216	Shavano Park City, Texas	0.0021186670%
TX1217	Shelby County, Texas	0.0732833330%
TX1218	Shenandoah City, Texas	0.0314146670%
TX1219	Shepherd City, Texas	0.0000980000%
TX1220	Sherman City, Texas	0.2203900000%
TX1221	Sherman County, Texas	0.0052866670%
TX1222	Shiner City, Texas	0.0026946670%
TX1223	Shoreacres City, Texas	0.0006386670%

TX1224	Silsbee City, Texas	0.0442946670%
TX1225	Silverton City, Texas	0.0000093330%
TX1226	Simonton City, Texas	0.0012706670%
TX1227	Sinton City, Texas	0.0157720000%
TX1228	Skellytown, Texas	0.0002666670%
TX1229	Slaton City, Texas	0.0001026670%
TX1230	Smiley City, Texas	0.0004366670%
TX1231	Smith County, Texas	0.5059740000%
TX1232	Smithville City, Texas	0.0113393330%
TX1233	Smyer Town, Texas	0.0002000000%
TX1234	Snook City, Texas	0.0009480000%
TX1235	Snyder City, Texas	0.0060120000%
TX1236	Socorro City, Texas	0.0074166670%
TX1237	Somerset City, Texas	0.0010180000%
TX1238	Somervell County, Texas	0.0380506670%
TX1239	Somerville City, Texas	0.0025373330%
TX1240	Sonora City, Texas	0.0048913330%
TX1241	Sour Lake City, Texas	0.0119040000%
TX1242	South Houston City, Texas	0.0170800000%
TX1243	South Mountain Town, Texas	0.0001026670%
TX1244	South Padre Island Town, Texas	0.0204193330%
TX1245	Southlake City, Texas	0.0472306670%
TX1246	Southmayd City, Texas	0.0047306670%
TX1247	Southside Place City, Texas	0.0005900000%
TX1248	Spearman City, Texas	0.0093333330%
TX1249	Splendora City, Texas	0.0051706670%
TX1250	Spofford City, Texas	0.0000046670%
TX1251	Spring Valley Village City, Texas	0.0109360000%
TX1252	Springlake Town, Texas	0.0000020000%
TX1253	Springtown City, Texas	0.0094960000%
TX1254	Spur City, Texas	0.0002846670%
TX1255	St. Hedwig Town, Texas	0.0000740000%
TX1256	St. Jo City, Texas	0.0049066670%
TX1257	St. Paul Town, Texas	0.0000140000%
TX1258	Stafford City, Texas	0.0500966670%
TX1259	Stagecoach Town, Texas	0.0020240000%
TX1260	Stamford City, Texas	0.0002653330%
TX1261	Stanton City, Texas	0.0025586670%
TX1262	Staples City, Texas	0.0000126670%
TX1263	Star Harbor City, Texas	0.0001006670%
TX1264	Starr County, Texas	0.0665973330%
TX1265	Stephens County, Texas	0.0234960000%
TX1266	Stephenville City, Texas	0.0556480000%
TX1267	Sterling City, Texas	0.0000413330%
TX1268	Sterling County, Texas	0.0006260000%
TX1269	Stinnett City, Texas	0.0027313330%
TX1270	Stockdale City, Texas	0.0004940000%
TX1271	Stonewall County, Texas	0.0012146670%
TX1272	Stratford City, Texas	0.0055853330%

TX1273	Strawn City, Texas	0.0006580000%
TX1274	Streetman Town, Texas	0.0000033330%
TX1275	Sudan City, Texas	0.0000213330%
TX1276	Sugar Land City, Texas	0.2143740000%
TX1277	Sullivan City, Texas	0.0040806670%
TX1278	Sulphur Springs City, Texas	0.0830686670%
TX1279	Sun Valley City, Texas	0.0000026670%
TX1280	Sundown City, Texas	0.0017280000%
TX1281	Sunnyvale Town, Texas	0.0021653330%
TX1282	Sunray City, Texas	0.0017140000%
TX1283	Sunrise Beach Village City, Texas	0.0013886670%
TX1284	Sunset Valley City, Texas	0.0062833330%
TX1285	Surfside Beach City, Texas	0.0043533330%
TX1286	Sutton County, Texas	0.0043606670%
TX1287	Sweeny City, Texas	0.0030020000%
TX1288	Sweetwater City, Texas	0.0454986670%
TX1289	Swisher County, Texas	0.0048340000%
TX1290	Taft City, Texas	0.0039073330%
TX1291	Tahoka City, Texas	0.0002866670%
TX1292	Talco City, Texas	0.0002480000%
TX1293	Talty Town, Texas	0.0060826670%
TX1294	Tarrant County, Texas	4.1141060000%
TX1295	Tatum City, Texas	0.0006480000%
TX1296	Taylor City, Texas	0.0386300000%
TX1297	Taylor County, Texas	0.2340520000%
TX1298	Taylor Lake Village City, Texas	0.0002746670%
TX1299	Taylor Landing City, Texas	0.0001020000%
TX1300	Teague City, Texas	0.0011426670%
TX1301	Tehuacana Town, Texas	0.0000080000%
TX1302	Temple City, Texas	0.1871646670%
TX1303	Tenaha Town, Texas	0.0031453330%
TX1304	Terrell City, Texas	0.0991373330%
TX1305	Terrell County, Texas	0.0038246670%
TX1306	Terrell Hills City, Texas	0.0065720000%
TX1307	Terry County, Texas	0.0169486670%
TX1308	Texarkana City, Texas	0.1280626670%
TX1309	Texas City, Texas	0.1991346670%
TX1310	Texhoma City, Texas	0.0001040000%
TX1311	Texline Town, Texas	0.0005766670%
TX1312	The Colony City, Texas	0.0761980000%
TX1313	The Hills Village, Texas	0.0006693330%
TX1314	Thompsons Town, Texas	0.0012646670%
TX1315	Thorndale City, Texas	0.0010633330%
TX1316	Thornton Town, Texas	0.0001800000%
TX1317	Thorntonville Town, Texas	0.0000580000%
TX1318	Thrall City, Texas	0.0005500000%
TX1319	Three Rivers City, Texas	0.0031126670%
TX1320	Throckmorton County, Texas	0.0037966670%
TX1321	Throckmorton Town, Texas	0.0000193330%

TX1322	Tiki Island Village, Texas	0.0014520000%
TX1323	Timbercreek Canyon Village, Texas	0.0002460000%
TX1324	Timpson City, Texas	0.0084280000%
TX1325	Tioga Town, Texas	0.0015933330%
TX1326	Tira Town, Texas	0.0001233330%
TX1327	Titus County, Texas	0.0470740000%
TX1328	Toco City, Texas	0.0000026670%
TX1329	Todd Mission City, Texas	0.0011200000%
TX1330	Tolar City, Texas	0.0015793330%
TX1331	Tom Bean City, Texas	0.0015286670%
TX1332	Tom Green County, Texas	0.1882846670%
TX1333	Tomball City, Texas	0.0230800000%
TX1334	Tool City, Texas	0.0098580000%
TX1335	Toyah Town, Texas	0.0000266670%
TX1336	Travis County, Texas	3.1356486670%
TX1337	Trent Town, Texas	0.0000420000%
TX1338	Trenton City, Texas	0.0020593330%
TX1339	Trinidad City, Texas	0.0039060000%
TX1340	Trinity City, Texas	0.0157680000%
TX1341	Trinity County, Texas	0.0705106670%
TX1342	Trophy Club Town, Texas	0.0195800000%
TX1343	Troup City, Texas	0.0052786670%
TX1344	Troy City, Texas	0.0035466670%
TX1345	Tulia City, Texas	0.0059406670%
TX1346	Turkey City, Texas	0.0004913330%
TX1347	Tuscola City, Texas	0.0000920000%
TX1348	Tye City, Texas	0.0011773330%
TX1349	Tyler City, Texas	0.4825526670%
TX1350	Tyler County, Texas	0.0878286670%
TX1351	Uhland City, Texas	0.0010300000%
TX1352	Uncertain City, Texas	0.0001233330%
TX1353	Union Grove City, Texas	0.0006626670%
TX1354	Union Valley City, Texas	0.0004440000%
TX1355	Universal City, Texas	0.0189520000%
TX1356	University Park City, Texas	0.0338886670%
TX1357	Upshur County, Texas	0.0855333330%
TX1358	Upton County, Texas	0.0056660000%
TX1359	Uvalde City, Texas	0.0122926670%
TX1360	Uvalde County, Texas	0.0241626670%
TX1361	Val Verde County, Texas	0.0785433330%
TX1362	Valentine Town, Texas	0.0001380000%
TX1363	Valley Mills City, Texas	0.0014853330%
TX1364	Valley View City, Texas	0.0012160000%
TX1365	Van Alstyne City, Texas	0.0291660000%
TX1366	Van City, Texas	0.0041373330%
TX1367	Van Horn Town, Texas	0.0001406670%
TX1368	Van Zandt County, Texas	0.1658313330%
TX1369	Vega City, Texas	0.0006493330%
TX1370	Venus Town, Texas	0.0065280000%

TX1371	Vernon City, Texas	0.0542246670%
TX1372	Victoria City, Texas	0.0563986670%
TX1373	Victoria County, Texas	0.3472573330%
TX1374	Vidor City, Texas	0.0637466670%
TX1375	Vinton Village, Texas	0.0004146670%
TX1376	Volente Village, Texas	0.0002220000%
TX1377	Von Ormy City, Texas	0.0003420000%
TX1378	Waco City, Texas	0.3413380000%
TX1379	Waelder City, Texas	0.0022846670%
TX1380	Wake Village City, Texas	0.0001160000%
TX1381	Walker County, Texas	0.1230826670%
TX1382	Waller City, Texas	0.0075300000%
TX1383	Waller County, Texas	0.0841373330%
TX1384	Wallis City, Texas	0.0017986670%
TX1385	Walnut Springs City, Texas	0.0001220000%
TX1386	Ward County, Texas	0.0452800000%
TX1387	Warren City, Texas	0.0000440000%
TX1388	Washington County, Texas	0.0558180000%
TX1389	Waskom City, Texas	0.0035640000%
TX1390	Watauga City, Texas	0.0221440000%
TX1391	Waxahachie City, Texas	0.1013960000%
TX1392	Weatherford City, Texas	0.1385813330%
TX1393	Webb County, Texas	0.3368693330%
TX1394	Webberville Village, Texas	0.0008533330%
TX1395	Webster City, Texas	0.0354680000%
TX1396	Weimar City, Texas	0.0038866670%
TX1397	Weinert City, Texas	0.0001560000%
TX1398	Weir City, Texas	0.0002953330%
TX1399	Wellington City, Texas	0.0060740000%
TX1400	Wellman City, Texas	0.0002553330%
TX1401	Wells Town, Texas	0.0009046670%
TX1402	Weslaco City, Texas	0.0492993330%
TX1403	West City, Texas	0.0023480000%
TX1404	West Columbia City, Texas	0.0119720000%
TX1405	West Lake Hills City, Texas	0.0113706670%
TX1406	West Orange City, Texas	0.0283013330%
TX1407	West Tawakoni City, Texas	0.0046633330%
TX1408	West University Place City, Texas	0.0231146670%
TX1409	Westbrook City, Texas	0.0000286670%
TX1410	Westlake Town, Texas	0.0276933330%
TX1411	Weston City, Texas	0.0001773330%
TX1412	Weston Lakes City, Texas	0.0001260000%
TX1413	Westover Hills Town, Texas	0.0030060000%
TX1414	Westworth Village City, Texas	0.0052280000%
TX1415	Wharton City, Texas	0.0211333330%
TX1416	Wharton County, Texas	0.0485913330%
TX1417	Wheeler City, Texas	0.0002980000%
TX1418	Wheeler County, Texas	0.0175153330%
TX1419	White Deer Town, Texas	0.0008486670%

TX1420	White Oak City, Texas	0.0102033330%
TX1421	White Settlement City, Texas	0.0155360000%
TX1422	Whiteface Town, Texas	0.0001033330%
TX1423	Whitehouse City, Texas	0.0193446670%
TX1424	Whitesboro City, Texas	0.0126213330%
TX1425	Whitewright Town, Texas	0.0047320000%
TX1426	Whitney Town, Texas	0.0000486670%
TX1427	Wichita County, Texas	0.3682473330%
TX1428	Wichita Falls City, Texas	0.5550493330%
TX1429	Wickett Town, Texas	0.0000580000%
TX1430	Wilbarger County, Texas	0.0367493330%
TX1431	Willacy County, Texas	0.0163873330%
TX1432	Williamson County, Texas	0.7973246670%
TX1433	Willis City, Texas	0.0162560000%
TX1434	Willow Park City, Texas	0.0178246670%
TX1435	Wills Point City, Texas	0.0291766670%
TX1436	Wilmer City, Texas	0.0002840000%
TX1437	Wilson City, Texas	0.0000080000%
TX1438	Wilson County, Texas	0.0806893330%
TX1439	Wimberley City, Texas	0.0004826670%
TX1440	Windcrest City, Texas	0.0086053330%
TX1441	Windom Town, Texas	0.0007246670%
TX1442	Windthorst Town, Texas	0.0022566670%
TX1443	Winfield City, Texas	0.0001933330%
TX1444	Wink City, Texas	0.0000800000%
TX1445	Winkler County, Texas	0.0407753330%
TX1446	Winnsboro City, Texas	0.0191940000%
TX1447	Winona Town, Texas	0.0002126670%
TX1448	Winters City, Texas	0.0041526670%
TX1449	Wise County, Texas	0.1927160000%
TX1450	Wixon Valley City, Texas	0.0002940000%
TX1451	Wolfe City, Texas	0.0036440000%
TX1452	Wolfforth City, Texas	0.0026813330%
TX1453	Wood County, Texas	0.1780320000%
TX1454	Woodbranch City, Texas	0.0064113330%
TX1455	Woodcreek City, Texas	0.0002386670%
TX1456	Woodloch Town, Texas	0.0006746670%
TX1457	Woodsboro Town, Texas	0.0007533330%
TX1458	Woodson Town, Texas	0.0000813330%
TX1459	Woodville Town, Texas	0.0135600000%
TX1460	Woodway City, Texas	0.0171420000%
TX1461	Wortham Town, Texas	0.0002506670%
TX1462	Wylie City, Texas	0.0764720000%
TX1463	Yantis Town, Texas	0.0013813330%
TX1464	Yoakum City, Texas	0.0134733330%
TX1465	Yoakum County, Texas	0.0232826670%

TX1466	Yorktown City, Texas	0.0036313330%
TX1467	Young County, Texas	0.0294133330%
TX1468	Zapata County, Texas	0.0376533330%
TX1469	Zavala County, Texas	0.0254313330%
TX1470	Zavalla City, Texas	0.0007253330%

Allocations are subject to change pursuant to a State-Subdivision Agreement, Allocation Statute, Statutory Trust, or voluntary redistribution.

UT1	Alpine City, Utah	0.0074850652%
UT2	American Fork City, Utah	0.3698700092%
UT3	Beaver County, Utah	0.2275939135%
UT4	Bluffdale City, Utah	0.1704007776%
UT5	Bountiful City, Utah	0.6461516868%
UT6	Box Elder County, Utah	1.1410929709%
UT7	Brigham City, Utah	0.3231707689%
UT8	Cache County, Utah	1.5923257966%
UT9	Carbon County, Utah	2.7182297715%
UT10	Cedar City, Utah	0.5516348901%
UT11	Cedar Hills City, Utah	0.0265381350%
UT12	Centerville City, Utah	0.2945736299%
UT13	Clearfield City, Utah	0.5750088413%
UT14	Clinton City, Utah	0.2576485190%
UT15	Cottonwood Heights City, Utah	0.0239883969%
UT16	Daggett County, Utah	0.0276266371%
UT17	Davis County, Utah	4.8789267057%
UT18	Draper City, Utah	0.7910838693%
UT19	Duchesne County, Utah	0.6408909172%
UT20	Eagle Mountain City, Utah	0.2503351422%
UT21	Emery County, Utah	0.9376231601%
UT22	Farmington City, Utah	0.1603346751%
UT23	Garfield County, Utah	0.1469437809%
UT24	Grand County, Utah	0.3044262356%
UT25	Grantsville City, Utah	0.1073581283%
UT26	Heber City, Utah	0.0928758762%
UT27	Herriman City, Utah	0.1167024085%
UT28	Highland City, Utah	0.1372268809%
UT29	Holladay City, Utah	0.2761428876%
UT30	Hurricane City, Utah	0.3378642332%
UT31	Iron County, Utah	1.0702371865%
UT32	Juab County, Utah	0.3518708297%
UT33	Kane County, Utah	0.4388202011%
UT34	Kaysville City, Utah	0.1350662117%
UT35	Layton City, Utah	1.1150478545%
UT36	Lehi City, Utah	0.6673840454%
UT37	Lindon City, Utah	0.2081464059%
UT38	Logan City, Utah	0.8935609300%
UT39	Mapleton City, Utah	0.1020696007%
UT40	Midvale City, Utah	0.4932109210%
UT41	Millard County, Utah	0.3551337086%
UT42	Morgan County, Utah	0.2160474984%
UT43	Murray City, Utah	1.1259407571%
UT44	North Logan City, Utah	0.0879011396%
UT45	North Ogden City, Utah	0.1395023517%
UT46	North Salt Lake City, Utah	0.1790604747%
UT47	Ogden City, Utah	3.6512528708%
UT48	Orem City, Utah	1.8083710104%
UT49	Payson City, Utah	0.2381624015%

Allocations are subject to change pursuant to a State-Subdivision Agreement, Allocation Statute, Statutory Trust, or voluntary redistribution.

UT50	Piute County, Utah	0.0224236680%
UT51	Pleasant Grove City, Utah	0.4674787961%
UT52	Pleasant View City, Utah	0.0767770346%
UT53	Provo City, Utah	2.3364111417%
UT54	Rich County, Utah	0.0610053490%
UT55	Riverton City, Utah	0.0412215470%
UT56	Roy City, Utah	0.5557639786%
UT57	Salt Lake City, Utah	9.2867022201%
UT58	Salt Lake County, Utah	19.7782038536%
UT59	San Juan County, Utah	0.2489376467%
UT60	Sandy City, Utah	1.4728771735%
UT61	Sanpete County, Utah	1.0128237001%
UT62	Santaquin City, Utah	0.1356391917%
UT63	Saratoga Springs City, Utah	0.3576972686%
UT64	Sevier County, Utah	0.6613686693%
UT65	Smithfield City, Utah	0.0754928557%
UT66	South Jordan City, Utah	1.0816862772%
UT67	South Ogden City, Utah	0.3523774418%
UT68	South Salt Lake City, Utah	1.0103412437%
UT69	Spanish Fork City, Utah	0.3973909831%
UT70	Springville City, Utah	0.4031371180%
UT71	St. George City, Utah	1.6549144940%
UT72	Summit County, Utah	0.9435271615%
UT73	Syracuse City, Utah	0.2902117397%
UT74	Taylorsville City, Utah	1.0791357394%
UT75	Tooele City, Utah	0.4168343784%
UT76	Tooele County, Utah	1.7091149060%
UT77	Uintah County, Utah	0.7667420434%
UT78	Utah County, Utah	7.4710417070%
UT79	Vernal City, Utah	0.0994151132%
UT80	Vineyard Town, Utah	0.0012097006%
UT81	Wasatch County, Utah	0.5077548576%
UT82	Washington City, Utah	0.3059016363%
UT83	Washington County, Utah	2.5665496530%
UT84	Wayne County, Utah	0.1091896995%
UT85	Weber County, Utah	5.1002376011%
UT86	West Haven City, Utah	0.0067360561%
UT87	West Jordan City, Utah	1.7847960136%
UT88	West Point City, Utah	0.0019552828%
UT89	West Valley City, Utah	3.7788016901%
UT90	Woods Cross City, Utah	0.1613122594%

Allocations are subject to change pursuant to a State-Subdivision Agreement, Allocation Statute, Statutory Trust, or voluntary redistribution.

VT1	Addison County, Vermont	0.7355948910%
VT2	Albany Town, Vermont	0.0345075405%
VT3	Albany Village, Vermont	0.0160668267%
VT4	Alburgh Town, Vermont	0.0606145322%
VT5	Alburgh Village, Vermont	0.0525580527%
VT6	Andover Town, Vermont	0.0012398034%
VT7	Arlington Town, Vermont	0.0885559202%
VT8	Athens Town, Vermont	0.0006484140%
VT9	Bakersfield Town, Vermont	0.0549127180%
VT10	Baltimore Town, Vermont	0.0024796068%
VT11	Barnard Town, Vermont	0.0830636232%
VT12	Barnet Town, Vermont	0.0471074029%
VT13	Barre City, Vermont	2.1256028600%
VT14	Barre Town, Vermont	1.3320832015%
VT15	Barton Town, Vermont	0.3252065150%
VT16	Barton Village, Vermont	0.0324162133%
VT17	Bellows Falls Village, Vermont	0.9422159742%
VT18	Belvidere Town, Vermont	0.0049931720%
VT19	Bennington County, Vermont	0.9901518348%
VT20	Bennington Town, Vermont	2.4851413569%
VT21	Benson Town, Vermont	0.0225970986%
VT22	Berlin Town, Vermont	0.5526473249%
VT23	Bethel Town, Vermont	0.0892626402%
VT24	Bloomfield Town, Vermont	0.0119245379%
VT25	Bolton Town, Vermont	0.1874031696%
VT26	Bradford Town, Vermont	0.7724442824%
VT27	Braintree Town, Vermont	0.0619908100%
VT28	Brandon Town, Vermont	0.5039156835%
VT29	Brattleboro Town, Vermont	2.8616648398%
VT30	Bridgewater Town, Vermont	0.2045592293%
VT31	Bridport Town, Vermont	0.0525426753%
VT32	Brighton Town, Vermont	0.1371312246%
VT33	Bristol Town, Vermont	0.4536168281%
VT34	Brookfield Town, Vermont	0.0181094589%
VT35	Brookline Town, Vermont	0.0142663887%
VT36	Brownington Town, Vermont	0.0209132726%
VT37	Brunswick Town, Vermont	0.0071549790%
VT38	Burke Town, Vermont	0.0035553845%
VT39	Burlington City, Vermont	10.6984139884%
VT40	Cabot Town, Vermont	0.0223388863%
VT41	Calais Town, Vermont	0.0461347819%
VT42	Caledonia County, Vermont	0.8505961058%
VT43	Cambridge Town, Vermont	0.0682410850%
VT44	Cambridge Village, Vermont	0.0012481328%
VT45	Canaan Town, Vermont	0.1359388349%
VT46	Castleton Town, Vermont	0.4255786906%
VT47	Cavendish Town, Vermont	0.0216955982%
VT48	Charleston Town, Vermont	0.0460098405%
VT49	Charlotte Town, Vermont	0.2587947007%

Allocations are subject to change pursuant to a State-Subdivision Agreement, Allocation Statute, Statutory Trust, or voluntary redistribution.

VT50	Chelsea Town, Vermont	0.0097511978%
VT51	Chester Town, Vermont	0.3719262791%
VT52	Chittenden County, Vermont	0.6721150355%
VT53	Chittenden Town, Vermont	0.0203372606%
VT54	Clarendon Town, Vermont	0.0632716198%
VT55	Colchester Town, Vermont	2.5489633597%
VT56	Concord Town, Vermont	0.0166940968%
VT57	Corinth Town, Vermont	0.0626872784%
VT58	Cornwall Town, Vermont	0.0577966224%
VT59	Coventry Town, Vermont	0.0376445314%
VT60	Craftsbury Town, Vermont	0.0501924950%
VT61	Danby Town, Vermont	0.0082858591%
VT62	Danville Town, Vermont	0.0302198071%
VT63	Derby Center Village, Vermont	0.0488117321%
VT64	Derby Line Village, Vermont	0.0549242511%
VT65	Derby Town, Vermont	0.5855806035%
VT66	Dorset Town, Vermont	0.0697288490%
VT67	Dover Town, Vermont	0.6426262960%
VT68	Dummerston Town, Vermont	0.0577133282%
VT69	East Haven Town, Vermont	0.0107321482%
VT70	East Montpelier Town, Vermont	0.1121807421%
VT71	Eden Town, Vermont	0.0299596726%
VT72	Elmore Town, Vermont	0.0195568572%
VT73	Enosburg Falls Village, Vermont	0.0515847910%
VT74	Enosburgh Town, Vermont	0.0873609676%
VT75	Essex County, Vermont	0.3791972294%
VT76	Essex Junction Village, Vermont	0.1451319610%
VT77	Essex Town, Vermont	1.8402135758%
VT78	Fair Haven Town, Vermont	0.3879168595%
VT79	Fairfax Town, Vermont	0.1256334098%
VT80	Fairfield Town, Vermont	0.0981770508%
VT81	Fairlee Town, Vermont	0.0592042959%
VT82	Fayston Town, Vermont	0.0053417265%
VT83	Ferrisburgh Town, Vermont	0.1296046250%
VT84	Fletcher Town, Vermont	0.0216321664%
VT85	Franklin County, Vermont	1.4110871894%
VT86	Franklin Town, Vermont	0.0432643327%
VT87	Georgia Town, Vermont	0.2512668196%
VT88	Goshen Town, Vermont	0.0148872515%
VT89	Grafton Town, Vermont	0.0220479971%
VT90	Grand Isle County, Vermont	0.4312958821%
VT91	Grand Isle Town, Vermont	0.1561992085%
VT92	Granville Town, Vermont	0.0131355086%
VT93	Greensboro Town, Vermont	0.2645567430%
VT94	Groton Town, Vermont	0.0719938128%
VT95	Guildhall Town, Vermont	0.0155017070%
VT96	Guilford Town, Vermont	0.0032420698%
VT97	Halifax Town, Vermont	0.0155632167%
VT98	Hancock Town, Vermont	0.0534179060%

Allocations are subject to change pursuant to a State-Subdivision Agreement, Allocation Statute, Statutory Trust, or voluntary redistribution.

VT99	Hardwick Town, Vermont	0.7839350493%
VT100	Hartford Town, Vermont	3.2053851113%
VT101	Hartland Town, Vermont	0.0483504099%
VT102	Highgate Town, Vermont	0.2362905072%
VT103	Hinesburg Town, Vermont	0.2869757200%
VT104	Holland Town, Vermont	0.0010456636%
VT105	Hubbardton Town, Vermont	0.0632716198%
VT106	Huntington Town, Vermont	0.0422712086%
VT107	Hyde Park Town, Vermont	0.0374497510%
VT108	Hyde Park Village, Vermont	0.0025481644%
VT109	Ira Town, Vermont	0.0067788733%
VT110	Irasburg Town, Vermont	0.0909740173%
VT111	Isle La Motte Town, Vermont	0.0520666164%
VT112	Jacksonville Village, Vermont	0.0061977355%
VT113	Jamaica Town, Vermont	0.0259384809%
VT114	Jay Town, Vermont	0.0031369909%
VT115	Jeffersonville Village, Vermont	0.0039462269%
VT116	Jericho Town, Vermont	0.0422712086%
VT117	Johnson Town, Vermont	0.2812873611%
VT118	Johnson Village, Vermont	0.1616364031%
VT119	Killington Town, Vermont	0.2124125988%
VT120	Kirby Town, Vermont	0.0008886859%
VT121	Lamoille County, Vermont	1.1151624597%
VT122	Landgrove Town, Vermont	0.0125511672%
VT123	Leicester Town, Vermont	0.0481639588%
VT124	Lincoln Town, Vermont	0.0718080025%
VT125	Londonderry Town, Vermont	0.0382589870%
VT126	Lowell Town, Vermont	0.0481011678%
VT127	Ludlow Town, Vermont	0.7209171567%
VT128	Ludlow Village, Vermont	0.2940730337%
VT129	Lunenburg Town, Vermont	0.0965880521%
VT130	Lyndon Town, Vermont	0.4559618826%
VT131	Lyndonville Village, Vermont	0.0079994549%
VT132	Maidstone Town, Vermont	0.0214642963%
VT133	Manchester Town, Vermont	0.6972897719%
VT134	Manchester Village, Vermont	0.0076701221%
VT135	Marlboro Town, Vermont	0.0129695608%
VT136	Marshfield Town, Vermont	0.0174828296%
VT137	Marshfield Village, Vermont	0.0171445266%
VT138	Mendon Town, Vermont	0.0971672678%
VT139	Middlebury Town, Vermont	1.3520936922%
VT140	Middlesex Town, Vermont	0.0165114901%
VT141	Middletown Springs Town, Vermont	0.0587525845%
VT142	Milton Town, Vermont	0.9332579943%
VT143	Monkton Town, Vermont	0.0210170701%
VT144	Montgomery Town, Vermont	0.0432643327%
VT145	Montpelier City, Vermont	2.1358012840%
VT146	Moretown, Vermont	0.0140831413%
VT147	Morgan Town, Vermont	0.0271878951%

Allocations are subject to change pursuant to a State-Subdivision Agreement, Allocation Statute, Statutory Trust, or voluntary redistribution.

VT148	Morristown, Vermont	0.5887893556%
VT149	Morrisville Village, Vermont	0.2266450291%
VT150	Mount Holly Town, Vermont	0.0918947396%
VT151	Mount Tabor Town, Vermont	0.0241034437%
VT152	New Haven Town, Vermont	0.1313563678%
VT153	Newbury Town, Vermont	0.0536325490%
VT154	Newbury Village, Vermont	0.0020894051%
VT155	Newfane Town, Vermont	0.0603069840%
VT156	Newfane Village, Vermont	0.0032420698%
VT157	Newport City, Vermont	1.2443589426%
VT158	Newport Town, Vermont	0.5761696308%
VT159	North Bennington Village, Vermont	0.1073823506%
VT160	North Hero Town, Vermont	0.0916986776%
VT161	North Troy Village, Vermont	0.0345075405%
VT162	Northfield Town, Vermont	0.5366215046%
VT163	Norton Town, Vermont	0.0131169276%
VT164	Norwich Town, Vermont	0.4866039276%
VT165	Old Bennington Village, Vermont	0.0014256137%
VT166	Orange County, Vermont	0.5836866196%
VT167	Orange Town, Vermont	0.0271641883%
VT168	Orleans County, Vermont	0.4475510820%
VT169	Orleans Village, Vermont	0.1150249216%
VT170	Orwell Town, Vermont	0.0350284502%
VT171	Panton Town, Vermont	0.0402823974%
VT172	Pawlet Town, Vermont	0.0497138732%
VT173	Peacham Town, Vermont	0.0373299353%
VT174	Perkinsville Village, Vermont	0.0463135443%
VT175	Peru Town, Vermont	0.0034861862%
VT176	Pittsfield Town, Vermont	0.0090387113%
VT177	Pittsford Town, Vermont	0.2538406130%
VT178	Plainfield Town, Vermont	0.0684736682%
VT179	Plymouth Town, Vermont	0.0681866233%
VT180	Pomfret Town, Vermont	0.0750052216%
VT181	Poultney Town, Vermont	0.1634522185%
VT182	Poultney Village, Vermont	0.3218151562%
VT183	Pownal Town, Vermont	0.1568905511%
VT184	Proctor Town, Vermont	0.1581796903%
VT185	Putney Town, Vermont	0.1348803568%
VT186	Randolph Town, Vermont	1.0482675385%
VT187	Reading Town, Vermont	0.0006195813%
VT188	Readsboro Town, Vermont	0.0495075597%
VT189	Richford Town, Vermont	0.3377954850%
VT190	Richmond Town, Vermont	0.3085809759%
VT191	Ripton Town, Vermont	0.0402823974%
VT192	Rochester Town, Vermont	0.1090982129%
VT193	Rockingham Town, Vermont	0.4824558723%
VT194	Roxbury Town, Vermont	0.0082557450%
VT195	Royalton Town, Vermont	0.1989804344%
VT196	Rutland City, Vermont	6.2978142029%

Allocations are subject to change pursuant to a State-Subdivision Agreement, Allocation Statute, Statutory Trust, or voluntary redistribution.

VT197	Rutland County, Vermont	1.5426293676%
VT198	Rutland Town, Vermont	0.3201255637%
VT199	Ryegate Town, Vermont	0.0515514733%
VT200	Salisbury Town, Vermont	0.0271468887%
VT201	Sandgate Town, Vermont	0.0257994435%
VT202	Saxtons River Village, Vermont	0.0156375408%
VT203	Searsburg Town, Vermont	0.0118540581%
VT204	Shaftsbury Town, Vermont	0.0697288490%
VT205	Sharon Town, Vermont	0.1462910330%
VT206	Sheffield Town, Vermont	0.0302198071%
VT207	Shelburne Town, Vermont	0.7838991687%
VT208	Sheldon Town, Vermont	0.1372817951%
VT209	Shoreham Town, Vermont	0.0359043216%
VT210	Shrewsbury Town, Vermont	0.0323893028%
VT211	South Burlington City, Vermont	4.2811506559%
VT212	South Hero Town, Vermont	0.0559519744%
VT213	Springfield Town, Vermont	2.0400160607%
VT214	St Albans Town, Vermont	0.7155280165%
VT215	St George Town, Vermont	0.0117419312%
VT216	St Johnsbury Town, Vermont	1.7171904807%
VT217	St. Albans City, Vermont	3.9012902759%
VT218	Stamford Town, Vermont	0.0495075597%
VT219	Stannard Town, Vermont	0.0017773719%
VT220	Starksboro Town, Vermont	0.0070056900%
VT221	Stockbridge Town, Vermont	0.0737654182%
VT222	Stowe Town, Vermont	0.9395659345%
VT223	Strafford Town, Vermont	0.0821896740%
VT224	Stratton Town, Vermont	0.1614672516%
VT225	Sudbury Town, Vermont	0.0135583873%
VT226	Sunderland Town, Vermont	0.0341673154%
VT227	Sutton Town, Vermont	0.0364412494%
VT228	Swanton Town, Vermont	0.1297936389%
VT229	Swanton Village, Vermont	0.5715903674%
VT230	Thetford Town, Vermont	0.2618926073%
VT231	Tinmouth Town, Vermont	0.0120520422%
VT232	Topsham Town, Vermont	0.0592042959%
VT233	Townshend Town, Vermont	0.0596585701%
VT234	Troy Town, Vermont	0.0365988678%
VT235	Underhill Town, Vermont	0.0897092257%
VT236	Vergennes City, Vermont	1.4746932678%
VT237	Vernon Town, Vermont	0.3196917927%
VT238	Vershire Town, Vermont	0.0006964684%
VT239	Victory Town, Vermont	0.0095397585%
VT240	Waitsfield Town, Vermont	0.0485631307%
VT241	Walden Town, Vermont	0.0071107690%
VT242	Wallingford Town, Vermont	0.0165710775%
VT243	Waltham Town, Vermont	0.0201411987%
VT244	Warren Town, Vermont	0.0480774609%
VT245	Washington County, Vermont	0.9081281087%

Allocations are subject to change pursuant to a State-Subdivision Agreement, Allocation Statute, Statutory Trust, or voluntary redistribution.

VT246	Washington Town, Vermont	0.0529360806%
VT247	Waterbury Town, Vermont	0.4584350821%
VT248	Waterford Town, Vermont	0.0577729156%
VT249	Waterville Town, Vermont	0.0004158307%
VT250	Weathersfield Town, Vermont	0.1692264346%
VT251	Wells River Village, Vermont	0.1107474397%
VT252	Wells Town, Vermont	0.0444407043%
VT253	West Burke Village, Vermont	0.0017773719%
VT254	West Fairlee Town, Vermont	0.0090547294%
VT255	West Haven Town, Vermont	0.0090387113%
VT256	West Rutland Town, Vermont	0.1212713522%
VT257	West Windsor Town, Vermont	0.0210760168%
VT258	Westfield Town, Vermont	0.0250965679%
VT259	Westford Town, Vermont	0.0657557117%
VT260	Westminster Town, Vermont	0.0752217867%
VT261	Westminster Village, Vermont	0.0079763888%
VT262	Westmore Town, Vermont	0.0365988678%
VT263	Weston Town, Vermont	0.0291344185%
VT264	Weybridge Town, Vermont	0.0245199151%
VT265	Wheelock Town, Vermont	0.0222203522%
VT266	Whiting Town, Vermont	0.0026269736%
VT267	Whitingham Town, Vermont	0.0901365894%
VT268	Williston Town, Vermont	1.4048183334%
VT269	Wilmington Town, Vermont	0.4344700351%
VT270	Windham County, Vermont	0.7048785219%
VT271	Windham Town, Vermont	0.0155632167%
VT272	Windsor County, Vermont	0.7909631647%
VT273	Windsor Town, Vermont	1.5118803214%
VT274	Winhall Town, Vermont	0.3772340472%
VT275	Winooski City, Vermont	1.3620774732%
VT276	Wolcott Town, Vermont	0.0337047118%
VT277	Woodbury Town, Vermont	0.0267099141%
VT278	Woodford Town, Vermont	0.0383512514%
VT279	Woodstock Town, Vermont	0.5151181240%
VT280	Woodstock Village, Vermont	0.3241960913%
VT281	Worcester Town, Vermont	0.0233102258%

VA1	Accomack County, Virginia	0.3480000000%
VA2	Albemarle County, Virginia	0.8630000000%
VA3	Alexandria City, Virginia	1.1620000000%
VA4	Alleghany County, Virginia	0.2130000000%
VA5	Amelia County, Virginia	0.1000000000%
VA6	Amherst County, Virginia	0.2990000000%
VA7	Appomattox County, Virginia	0.1330000000%
VA8	Arlington County, Virginia	1.3780000000%
VA9	Augusta County, Virginia	0.8350000000%
VA10	Bath County, Virginia	0.0370000000%
VA11	Bedford County, Virginia	0.7770000000%
VA12	Bland County, Virginia	0.1470000000%
VA13	Botetourt County, Virginia	0.3620000000%
VA14	Bristol City, Virginia	0.4340000000%
VA15	Brunswick County, Virginia	0.1070000000%
VA16	Buchanan County, Virginia	0.9290000000%
VA17	Buckingham County, Virginia	0.1270000000%
VA18	Buena Vista City, Virginia	0.0780000000%
VA19	Campbell County, Virginia	0.4560000000%
VA20	Caroline County, Virginia	0.3180000000%
VA21	Carroll County, Virginia	0.4400000000%
VA22	Charles City County, Virginia	0.0730000000%
VA23	Charlotte County, Virginia	0.1380000000%
VA24	Charlottesville City, Virginia	0.4630000000%
VA25	Chesapeake City, Virginia	2.9120000000%
VA26	Chesterfield County, Virginia	4.0880000000%
VA27	Clarke County, Virginia	0.1250000000%
VA28	Colonial Heights City, Virginia	0.2830000000%
VA29	Covington City, Virginia	0.1000000000%
VA30	Craig County, Virginia	0.0700000000%
VA31	Culpeper County, Virginia	0.7900000000%
VA32	Cumberland County, Virginia	0.1000000000%
VA33	Danville City, Virginia	0.6370000000%
VA34	Dickenson County, Virginia	0.9480000000%
VA35	Dinwiddie County, Virginia	0.1960000000%
VA36	Emporia City, Virginia	0.0500000000%
VA37	Essex County, Virginia	0.1010000000%
VA38	Fairfax City, Virginia	0.2690000000%
VA39	Fairfax County, Virginia	8.6720000000%
VA40	Falls Church City, Virginia	0.1020000000%
VA41	Fauquier County, Virginia	1.2100000000%
VA42	Floyd County, Virginia	0.1820000000%
VA43	Fluvanna County, Virginia	0.1940000000%
VA44	Franklin City, Virginia	0.0790000000%
VA45	Franklin County, Virginia	0.9540000000%
VA46	Frederick County, Virginia	1.2770000000%
VA47	Fredericksburg City, Virginia	0.5240000000%
VA48	Galax City, Virginia	0.1390000000%
VA49	Giles County, Virginia	0.4090000000%

VA50	Gloucester County, Virginia	0.4240000000%
VA51	Goochland County, Virginia	0.2250000000%
VA52	Grayson County, Virginia	0.2240000000%
VA53	Greene County, Virginia	0.1780000000%
VA54	Greensville County, Virginia	0.1240000000%
VA55	Halifax County, Virginia	0.3530000000%
VA56	Hampton City, Virginia	1.5380000000%
VA57	Hanover County, Virginia	1.0790000000%
VA58	Harrisonburg City, Virginia	0.5230000000%
VA59	Henrico County, Virginia	4.4730000000%
VA60	Henry County, Virginia	1.2200000000%
VA61	Highland County, Virginia	0.0230000000%
VA62	Hopewell City, Virginia	0.3440000000%
VA63	Isle Of Wight County, Virginia	0.3560000000%
VA64	James City County, Virginia	0.6120000000%
VA65	King And Queen County, Virginia	0.0720000000%
VA66	King George County, Virginia	0.3060000000%
VA67	King William County, Virginia	0.1780000000%
VA68	Lancaster County, Virginia	0.1350000000%
VA69	Lee County, Virginia	0.5560000000%
VA70	Lexington City, Virginia	0.0930000000%
VA71	Loudoun County, Virginia	2.5670000000%
VA72	Louisa County, Virginia	0.4490000000%
VA73	Lunenburg County, Virginia	0.0880000000%
VA74	Lynchburg City, Virginia	0.8160000000%
VA75	Madison County, Virginia	0.1630000000%
VA76	Manassas City, Virginia	0.4520000000%
VA77	Manassas Park City, Virginia	0.0950000000%
VA78	Martinsville City, Virginia	0.4940000000%
VA79	Mathews County, Virginia	0.0880000000%
VA80	Mecklenburg County, Virginia	0.3440000000%
VA81	Middlesex County, Virginia	0.1080000000%
VA82	Montgomery County, Virginia	1.2050000000%
VA83	Nelson County, Virginia	0.1470000000%
VA84	New Kent County, Virginia	0.1560000000%
VA85	Newport News City, Virginia	2.0470000000%
VA86	Norfolk City, Virginia	3.3880000000%
VA87	Northampton County, Virginia	0.1220000000%
VA88	Northumberland County, Virginia	0.1290000000%
VA89	Norton City, Virginia	0.1100000000%
VA90	Nottoway County, Virginia	0.1330000000%
VA91	Orange County, Virginia	0.6380000000%
VA92	Page County, Virginia	0.4100000000%
VA93	Patrick County, Virginia	0.3290000000%
VA94	Petersburg City, Virginia	0.3950000000%
VA95	Pittsylvania County, Virginia	0.7500000000%
VA96	Poquoson City, Virginia	0.1860000000%
VA97	Portsmouth City, Virginia	1.9370000000%
VA98	Powhatan County, Virginia	0.2620000000%

VA99	Prince Edward County, Virginia	0.1900000000%
VA100	Prince George County, Virginia	0.3510000000%
VA101	Prince William County, Virginia	3.5560000000%
VA102	Pulaski County, Virginia	1.0610000000%
VA103	Radford City, Virginia	0.2470000000%
VA104	Rappahannock County, Virginia	0.0910000000%
VA105	Richmond City, Virginia	4.2250000000%
VA106	Richmond County, Virginia	0.0840000000%
VA107	Roanoke City, Virginia	1.8590000000%
VA108	Roanoke County, Virginia	1.4980000000%
VA109	Rockbridge County, Virginia	0.2350000000%
VA110	Rockingham County, Virginia	0.6140000000%
VA111	Russell County, Virginia	1.0640000000%
VA112	Salem City, Virginia	0.7860000000%
VA113	Scott County, Virginia	0.4210000000%
VA114	Shenandoah County, Virginia	0.6600000000%
VA115	Smyth County, Virginia	0.5920000000%
VA116	Southampton County, Virginia	0.1370000000%
VA117	Spotsylvania County, Virginia	1.4170000000%
VA118	Stafford County, Virginia	1.4430000000%
VA119	Staunton City, Virginia	0.4400000000%
VA120	Suffolk City, Virginia	0.7100000000%
VA121	Surry County, Virginia	0.0580000000%
VA122	Sussex County, Virginia	0.0810000000%
VA123	Tazewell County, Virginia	1.6060000000%
VA124	Virginia Beach City, Virginia	4.8590000000%
VA125	Warren County, Virginia	0.7660000000%
VA126	Washington County, Virginia	0.9960000000%
VA127	Waynesboro City, Virginia	0.3630000000%
VA128	Westmoreland County, Virginia	0.2230000000%
VA129	Williamsburg City, Virginia	0.0860000000%
VA130	Winchester City, Virginia	0.6490000000%
VA131	Wise County, Virginia	1.7560000000%
VA132	Wythe County, Virginia	0.6420000000%
VA133	York County, Virginia	0.5610000000%

Allocations are subject to change pursuant to a State-Subdivision Agreement, Allocation Statute, Statutory Trust, or voluntary redistribution.

WA1	Aberdeen City, Washington	0.2491525333%
WA2	Adams County, Washington	0.1638732475%
WA3	Anacortes City, Washington	0.1774962906%
WA4	Arlington City, Washington	0.2620524080%
WA5	Asotin County, Washington	0.4694498386%
WA6	Auburn City, Washington	0.3251297029%
WA7	Bainbridge Island City, Washington	0.1364686014%
WA8	Battle Ground City, Washington	0.1384729857%
WA9	Bellevue City, Washington	1.1300592573%
WA10	Bellingham City, Washington	0.8978614577%
WA11	Benton County, Washington	1.4848831892%
WA12	Bonney Lake City, Washington	0.1190773864%
WA13	Bothell City, Washington	0.4476161304%
WA14	Bremerton City, Washington	0.6193374389%
WA15	Burien City, Washington	0.0270962921%
WA16	Burlington City, Washington	0.1146861661%
WA17	Camas City, Washington	0.2691592724%
WA18	Centralia City, Washington	0.190990353%
WA19	Chelan County, Washington	0.7434914485%
WA20	Cheney City, Washington	0.1238454349%
WA21	Clallam County, Washington	1.3076983401%
WA22	Clark County, Washington	4.5149775326%
WA23	Columbia County, Washington	0.0561699537%
WA24	Covington City, Washington	0.0118134406%
WA25	Cowlitz County, Washington	1.7226945990%
WA26	Des Moines City, Washington	0.1179764526%
WA27	Douglas County, Washington	0.3932175175%
WA28	East Wenatchee City, Washington	0.0799810865%
WA29	Edgewood City, Washington	0.0048016791%
WA30	Edmonds City, Washington	0.3058936009%
WA31	Ellensburg City, Washington	0.0955824915%
WA32	Enumclaw City, Washington	0.0537768326%
WA33	Everett City, Washington	1.9258363241%
WA34	Federal Way City, Washington	0.3061452240%
WA35	Ferndale City, Washington	0.0646101891%
WA36	Ferry County, Washington	0.1153487994%
WA37	Fife City, Washington	0.1955185481%
WA38	Franklin County, Washington	0.3361237144%
WA39	Garfield County, Washington	0.0321982209%
WA40	Gig Harbor City, Washington	0.0859963345%
WA41	Grandview City, Washington	0.0530606109%
WA42	Grant County, Washington	0.9932572167%
WA43	Grays Harbor County, Washington	0.9992429138%
WA44	Island County, Washington	0.6820422610%
WA45	Issaquah City, Washington	0.1876240107%
WA46	Jefferson County, Washington	0.4417137380%
WA47	Kelso City, Washington	0.1331145270%
WA48	Kenmore City, Washington	0.0204441024%
WA49	Kennewick City, Washington	0.5415650564%

Allocations are subject to change pursuant to a State-Subdivision Agreement, Allocation Statute, Statutory Trust, or voluntary redistribution.

WA50	Kent City, Washington	0.5377397676%
WA51	King County, Washington	13.9743722662%
WA52	Kirkland City, Washington	0.5453525246%
WA53	Kitsap County, Washington	2.6294133668%
WA54	Kittitas County, Washington	0.3855704683%
WA55	Klickitat County, Washington	0.2211673457%
WA56	Lacey City, Washington	0.2348627221%
WA57	Lake Forest Park City, Washington	0.0525439124%
WA58	Lake Stevens City, Washington	0.1385202891%
WA59	Lakewood City, Washington	0.5253640894%
WA60	Lewis County, Washington	1.0777377479%
WA61	Liberty Lake City, Washington	0.0389636519%
WA62	Lincoln County, Washington	0.1712669645%
WA63	Longview City, Washington	0.6162736905%
WA64	Lynden City, Washington	0.0827115612%
WA65	Lynnwood City, Washington	0.7704629214%
WA66	Maple Valley City, Washington	0.0093761587%
WA67	Marysville City, Washington	0.3945067827%
WA68	Mason County, Washington	0.8089918012%
WA69	Mercer Island City, Washington	0.1751797481%
WA70	Mill Creek City, Washington	0.1227939546%
WA71	Monroe City, Washington	0.1771621898%
WA72	Moses Lake City, Washington	0.2078293909%
WA73	Mount Vernon City, Washington	0.2801063665%
WA74	Mountlake Terrace City, Washington	0.2108935805%
WA75	Mukilteo City, Washington	0.2561790702%
WA76	Newcastle City, Washington	0.0033117880%
WA77	Oak Harbor City, Washington	0.2511550431%
WA78	Okanogan County, Washington	0.6145043345%
WA79	Olympia City, Washington	0.6039423385%
WA80	Pacific County, Washington	0.4895416466%
WA81	Pasco City, Washington	0.4278056066%
WA82	Pend Oreille County, Washington	0.2566374940%
WA83	Pierce County, Washington	7.2310164020%
WA84	Port Angeles City, Washington	0.4598370527%
WA85	Port Orchard City, Washington	0.1009497162%
WA86	Poulsbo City, Washington	0.0773748246%
WA87	Pullman City, Washington	0.2214837491%
WA88	Puyallup City, Washington	0.3845704814%
WA89	Redmond City, Washington	0.4839486007%
WA90	Renton City, Washington	0.7652626920%
WA91	Richland City, Washington	0.4756779517%
WA92	Sammamish City, Washington	0.0224369090%
WA93	San Juan County, Washington	0.2101495171%
WA94	Seatac City, Washington	0.1481551278%
WA95	Seattle City, Washington	6.6032403816%
WA96	Sedro-Woolley City, Washington	0.0661146351%
WA97	Shelton City, Washington	0.1239179888%
WA98	Shoreline City, Washington	0.0435834501%

Allocations are subject to change pursuant to a State-Subdivision Agreement, Allocation Statute, Statutory Trust, or voluntary redistribution.

WA99	Skagit County, Washington	1.0526023961%
WA100	Skamania County, Washington	0.1631931925%
WA101	Snohomish City, Washington	0.0861097964%
WA102	Snohomish County, Washington	6.9054415622%
WA103	Snoqualmie City, Washington	0.0649164481%
WA104	Spokane City, Washington	3.0872078287%
WA105	Spokane County, Washington	5.5623859292%
WA106	Spokane Valley City, Washington	0.0684217500%
WA107	Stevens County, Washington	0.7479240179%
WA108	Sumner City, Washington	0.1083157569%
WA109	Sunnyside City, Washington	0.1213478384%
WA110	Tacoma City, Washington	3.2816374617%
WA111	Thurston County, Washington	2.3258492094%
WA112	Tukwila City, Washington	0.3032205739%
WA113	Tumwater City, Washington	0.2065982350%
WA114	University Place City, Washington	0.0353733363%
WA115	Vancouver City, Washington	1.7306605325%
WA116	Wahkiakum County, Washington	0.0596582197%
WA117	Walla Walla City, Washington	0.3140768654%
WA118	Walla Walla County, Washington	0.5543870294%
WA119	Washougal City, Washington	0.1279328220%
WA120	Wenatchee City, Washington	0.2968333494%
WA121	West Richland City, Washington	0.0459360490%
WA122	Whatcom County, Washington	1.3452637306%
WA123	Whitman County, Washington	0.2626805837%
WA124	Woodinville City, Washington	0.0185516364%
WA125	Yakima City, Washington	0.6060410539%
WA126	Yakima County, Washington	1.9388392959%

Allocations are subject to change pursuant to a State-Subdivision Agreement, Allocation Statute, Statutory Trust, or voluntary redistribution.

WI1	Adams County, Wisconsin	0.3539826114%
WI2	Allouez Village, Wisconsin	0.0364065509%
WI3	Appleton City, Wisconsin	0.4114667620%
WI4	Ashland County, Wisconsin	0.2432046157%
WI5	Ashwaubenon Village, Wisconsin	0.1072921122%
WI6	Baraboo City, Wisconsin	0.1003738008%
WI7	Barron County, Wisconsin	0.5168889754%
WI8	Bayfield County, Wisconsin	0.1340780272%
WI9	Beaver Dam City, Wisconsin	0.0944057751%
WI10	Bellevue Village, Wisconsin	0.0229516847%
WI11	Beloit City, Wisconsin	0.3512027602%
WI12	Brookfield City, Wisconsin	0.4764355795%
WI13	Brown County, Wisconsin	2.1876273593%
WI14	Brown Deer Village, Wisconsin	0.1707529831%
WI15	Buffalo County, Wisconsin	0.1363182508%
WI16	Burlington City, Wisconsin	0.0610872500%
WI17	Burnett County, Wisconsin	0.2421334915%
WI18	Caledonia Village, Wisconsin	0.1678125237%
WI19	Calumet County, Wisconsin	0.2999279099%
WI20	Cedarburg City, Wisconsin	0.0587213575%
WI21	Chippewa County, Wisconsin	0.6072501596%
WI22	Chippewa Falls City, Wisconsin	0.1274926861%
WI23	Clark County, Wisconsin	0.2828726816%
WI24	Columbia County, Wisconsin	1.0633436366%
WI25	Crawford County, Wisconsin	0.2112650675%
WI26	Cudahy City, Wisconsin	0.1964932941%
WI27	Dane County, Wisconsin	5.7548120228%
WI28	De Pere City, Wisconsin	0.1071379443%
WI29	Deforest Village, Wisconsin	0.0446194695%
WI30	Dodge County, Wisconsin	1.2449899653%
WI31	Door County, Wisconsin	0.3054080730%
WI32	Douglas County, Wisconsin	0.3997675574%
WI33	Dunn County, Wisconsin	0.3969720077%
WI34	Eau Claire City, Wisconsin	0.5243168859%
WI35	Eau Claire County, Wisconsin	0.7687161212%
WI36	Elkhorn City, Wisconsin	0.0421618814%
WI37	Fitchburg City, Wisconsin	0.1511282642%
WI38	Florence County, Wisconsin	0.0575922694%
WI39	Fond Du Lac City, Wisconsin	0.2676816361%
WI40	Fond Du Lac County, Wisconsin	1.0148434047%
WI41	Forest County, Wisconsin	0.1369374982%
WI42	Fort Atkinson City, Wisconsin	0.0545524663%
WI43	Franklin City, Wisconsin	0.3508530448%
WI44	Germantown Village, Wisconsin	0.1378229770%
WI45	Glendale City, Wisconsin	0.2083465860%
WI46	Grafton Village, Wisconsin	0.0630876480%
WI47	Grand Chute Town, Wisconsin	0.0981532206%
WI48	Grant County, Wisconsin	0.4925137943%
WI49	Green Bay City, Wisconsin	0.6017431882%

Allocations are subject to change pursuant to a State-Subdivision Agreement, Allocation Statute, Statutory Trust, or voluntary redistribution.

WI50	Green County, Wisconsin	0.4453202454%
WI51	Green Lake County, Wisconsin	0.3030758318%
WI52	Greendale Village, Wisconsin	0.1593105907%
WI53	Greenfield City, Wisconsin	0.3698346866%
WI54	Greenville Town, Wisconsin	0.0065174750%
WI55	Harrison Village, Wisconsin	0.0499494900%
WI56	Hartford City, Wisconsin	0.1646219340%
WI57	Hobart Village, Wisconsin	0.0161664488%
WI58	Holmen Village, Wisconsin	0.0200422199%
WI59	Howard Village, Wisconsin	0.0347231027%
WI60	Hudson City, Wisconsin	0.0917895108%
WI61	Iowa County, Wisconsin	0.3016718982%
WI62	Iron County, Wisconsin	0.0664646881%
WI63	Jackson County, Wisconsin	0.2549817495%
WI64	Janesville City, Wisconsin	0.4390034703%
WI65	Jefferson County, Wisconsin	0.9828345413%
WI66	Juneau County, Wisconsin	0.4738086080%
WI67	Kaukauna City, Wisconsin	0.0775435182%
WI68	Kenosha City, Wisconsin	1.0992665916%
WI69	Kenosha County, Wisconsin	2.7422496145%
WI70	Kewaunee County, Wisconsin	0.1687551613%
WI71	La Crosse City, Wisconsin	0.3964917930%
WI72	La Crosse County, Wisconsin	1.2899921574%
WI73	Lafayette County, Wisconsin	0.1453833994%
WI74	Langlade County, Wisconsin	0.3381358495%
WI75	Lincoln County, Wisconsin	0.3782885578%
WI76	Lisbon Town, Waukesha County, Wisconsin	0.0279870555%
WI77	Little Chute Village, Wisconsin	0.0624518969%
WI78	Madison City, Wisconsin	2.5036464454%
WI79	Manitowoc City, Wisconsin	0.3724323541%
WI80	Manitowoc County, Wisconsin	1.0133686264%
WI81	Marathon County, Wisconsin	1.1626658759%
WI82	Marinette City, Wisconsin	0.0726524131%
WI83	Marinette County, Wisconsin	0.4719162483%
WI84	Marquette County, Wisconsin	0.2667411722%
WI85	Marshfield City, Wisconsin	0.1135613891%
WI86	Menasha City, Wisconsin	0.1388231760%
WI87	Menominee County, Wisconsin	0.0863820442%
WI88	Menomonee Falls Village, Wisconsin	0.3634031913%
WI89	Menomonie City, Wisconsin	0.0817211845%
WI90	Mequon City, Wisconsin	0.1095235606%
WI91	Middleton City, Wisconsin	0.1145855787%
WI92	Milwaukee City, Wisconsin	9.1159131069%
WI93	Milwaukee County, Wisconsin	16.4028742863%
WI94	Monroe City, Wisconsin	0.0594074245%
WI95	Monroe County, Wisconsin	0.7090799004%
WI96	Mount Pleasant Village, Wisconsin	0.2651329964%
WI97	Muskego City, Wisconsin	0.1651741204%

Allocations are subject to change pursuant to a State-Subdivision Agreement, Allocation Statute, Statutory Trust, or voluntary redistribution.

WI98	Neenah City, Wisconsin	0.1941360157%
WI99	New Berlin City, Wisconsin	0.3772201708%
WI100	Oak Creek City, Wisconsin	0.3762235945%
WI101	Oconomowoc City, Wisconsin	0.1405908329%
WI102	Oconto County, Wisconsin	0.3635521263%
WI103	Onalaska City, Wisconsin	0.0774998037%
WI104	Oneida County, Wisconsin	0.5696290238%
WI105	Oregon Village, Wisconsin	0.0401542379%
WI106	Oshkosh City, Wisconsin	0.4203192154%
WI107	Outagamie County, Wisconsin	1.3944066849%
WI108	Ozaukee County, Wisconsin	0.8258009651%
WI109	Pepin County, Wisconsin	0.0598605088%
WI110	Pewaukee City, Wisconsin	0.1440703565%
WI111	Pierce County, Wisconsin	0.3481187596%
WI112	Platteville City, Wisconsin	0.0459707525%
WI113	Pleasant Prairie Village, Wisconsin	0.1344307213%
WI114	Plover Village, Wisconsin	0.0446643110%
WI115	Polk County, Wisconsin	0.4931608967%
WI116	Port Washington City, Wisconsin	0.0637185687%
WI117	Portage City, Wisconsin	0.1006063809%
WI118	Portage County, Wisconsin	0.5836747191%
WI119	Price County, Wisconsin	0.1610607779%
WI120	Racine City, Wisconsin	1.0092007012%
WI121	Racine County, Wisconsin	1.9065713624%
WI122	Richfield Village, Wisconsin	0.0186662217%
WI123	Richland County, Wisconsin	0.2356572352%
WI124	River Falls City, Wisconsin	0.0877693936%
WI125	Rock County, Wisconsin	2.3992005209%
WI126	Rusk County, Wisconsin	0.1716256616%
WI127	Salem Lakes Village, Wisconsin	0.0405320497%
WI128	Sauk County, Wisconsin	1.2267818193%
WI129	Sawyer County, Wisconsin	0.2791850516%
WI130	Shawano County, Wisconsin	0.4526477657%
WI131	Sheboygan City, Wisconsin	0.3650322984%
WI132	Sheboygan County, Wisconsin	1.1603077120%
WI133	Shorewood Village, Wisconsin	0.1285372436%
WI134	South Milwaukee City, Wisconsin	0.2175909397%
WI135	St Croix County, Wisconsin	0.7889227331%
WI136	Stevens Point City, Wisconsin	0.1603264883%
WI137	Stoughton City, Wisconsin	0.0636622954%
WI138	Sturtevant Village, Wisconsin	0.0411526658%
WI139	Suamico Village, Wisconsin	0.0245580893%
WI140	Sun Prairie City, Wisconsin	0.1451363284%
WI141	Superior City, Wisconsin	0.1995624012%
WI142	Sussex Village, Wisconsin	0.0294999128%
WI143	Taylor County, Wisconsin	0.1716812103%
WI144	The Village of Fox Crossing Town, Wisconsin	0.0686441301%
WI145	Trempealeau County, Wisconsin	0.3459854472%

Allocations are subject to change pursuant to a State-Subdivision Agreement, Allocation Statute, Statutory Trust, or voluntary redistribution.

WI146	Two Rivers City, Wisconsin	0.1321281061%
WI147	Union Grove Village, Wisconsin	0.0164475736%
WI148	Vernon County, Wisconsin	0.3487603876%
WI149	Verona City, Wisconsin	0.0648935449%
WI150	Vilas County, Wisconsin	0.5066046531%
WI151	Walworth County, Wisconsin	1.6010359299%
WI152	Washburn County, Wisconsin	0.2002270537%
WI153	Washington County, Wisconsin	1.5480789194%
WI154	Watertown City, Wisconsin	0.1250321998%
WI155	Waukesha City, Wisconsin	0.7603151420%
WI156	Waukesha County, Wisconsin	4.0465495927%
WI157	Waunakee Village, Wisconsin	0.0434539124%
WI158	Waupaca County, Wisconsin	0.6558379814%
WI159	Waupun City, Wisconsin	0.0414414386%
WI160	Wausau City, Wisconsin	0.1590274533%
WI161	Waushara County, Wisconsin	0.2497979268%
WI162	Wauwatosa City, Wisconsin	0.7022606912%
WI163	West Allis City, Wisconsin	0.8584898575%
WI164	West Bend City, Wisconsin	0.2859199717%
WI165	Weston Village, Wisconsin	0.0363732217%
WI166	Whitefish Bay Village, Wisconsin	0.1209363270%
WI167	Whitewater City, Wisconsin	0.0747939370%
WI168	Winnebago County, Wisconsin	1.5366593101%
WI169	Wisconsin Rapids City, Wisconsin	0.1121055295%
WI170	Wood County, Wisconsin	0.6892411981%
WI171	Yorkville Town, Wisconsin	0.0046680247%

WY1	Albany County, Wyoming	1.6329876137%
WY2	Big Horn County, Wyoming	3.0324432485%
WY3	Campbell County, Wyoming	4.4393335213%
WY4	Carbon County, Wyoming	3.6968556043%
WY5	Casper City, Wyoming	7.3503611059%
WY6	Cheyenne City, Wyoming	1.2286265328%
WY7	Converse County, Wyoming	1.8962432493%
WY8	Crook County, Wyoming	0.5448669885%
WY9	Evanston City, Wyoming	1.9702405199%
WY10	Fremont County, Wyoming	6.7374838437%
WY11	Gillette City, Wyoming	1.7410635670%
WY12	Goshen County, Wyoming	1.6361202905%
WY13	Green River City, Wyoming	0.6122218672%
WY14	Hot Springs County, Wyoming	0.8557309329%
WY15	Jackson Town, Wyoming	0.5598544963%
WY16	Johnson County, Wyoming	0.9322427236%
WY17	Laramie City, Wyoming	3.4181078811%
WY18	Laramie County, Wyoming	15.5855269922%
WY19	Lincoln County, Wyoming	3.1228011914%
WY20	Natrona County, Wyoming	7.9000169472%
WY21	Niobrara County, Wyoming	0.1540280861%
WY22	Park County, Wyoming	5.7964268009%
WY23	Platte County, Wyoming	1.7507027157%
WY24	Riverton City, Wyoming	1.2744483314%
WY25	Rock Springs City, Wyoming	1.5261479738%
WY26	Sheridan City, Wyoming	0.3405187102%
WY27	Sheridan County, Wyoming	3.9149494912%
WY28	Sublette County, Wyoming	0.7136740477%
WY29	Sweetwater County, Wyoming	7.6391306020%
WY30	Teton County, Wyoming	1.3290900349%
WY31	Uinta County, Wyoming	4.3911508108%
WY32	Washakie County, Wyoming	1.5007597928%
WY33	Weston County, Wyoming	0.7758434851%

EXHIBIT H

Participation Tier Determination¹

Participation Tier ²	Number of Settling States as of the Reference Date (or as of the Payment Date, beginning in Payment Year 3) ³	Percentage of Litigating Subdivisions in Settling States that are Participating Subdivisions and/or Subdivisions Subject to a Bar, Case-Specific Resolution, or Settlement Class Resolution in effect as of the Reference Date (or as of the Payment Date, beginning in Payment Year 3) ^{4,5} (“Percentage of Litigating Subdivisions”)	Percentage of Primary Subdivisions that are Non-Litigating Subdivisions in Settling States that are Participating Subdivisions and/or Subdivisions Subject to a Bar, Case-Specific Resolution, or Settlement Class Resolution in effect as of the Reference Date (or as of the Payment Date, beginning in Payment Year 3) (“Percentage of Non-Litigating Subdivisions”)
1	44 out of 49	95%	90% (Primary Subdivisions only)
2	45 out of 49	96%	96% (Primary Subdivisions only)
3	46 out of 49	97%	97% (Primary Subdivisions only)
4	48 out of 49	98%	97% (Primary Subdivisions only)

¹ For the avoidance of doubt, the determinations that a sufficient number of states have agreed to be Settling States and there has been sufficient resolution of the Claims of the Litigating Subdivisions in the Settling States as described in the preamble, Section II.A and Section VIII.A remain in the sole discretion of the Settling Distributors.

² In order to qualify for the relevant tier, the minimum amounts listed in each of the “Number of Settling States,” “Percentage of Litigating Subdivisions,” and “Percentage of Non-Litigating Primary Subdivisions” columns must be met or surpassed.

³ For the sole purpose of the Participation Tier determination under this Exhibit H, the States used to calculate each criterion (including the Percentage of Litigating Subdivisions and Percentage of Non-Litigating Subdivisions) will include each of the 50 states in the United States, except West Virginia, for a total of 49 states. For the avoidance of doubt, notwithstanding the definition of “State” in Section I.TTT or Exhibit F, neither Washington, D.C., nor any territory of the United States will be included for purposes of determining the participation tier under this Exhibit H.

⁴ School Districts, Health Districts, Hospital Districts, Library Districts and Fire Districts that satisfy the definition of Litigating Subdivision will be included for purposes of determining the Percentage of Litigating Subdivisions. These categories of Special District shall have their population measured as set forth in Section XIV.B. Any other Special Districts that satisfy the definition of Litigating Subdivisions will not be included for purposes of calculating the Participation Tier.

The Percentage of Litigating Subdivisions and Percentage of Non-Litigating Primary Subdivisions will be calculated as follows: each Litigating Subdivision and each Non-Litigating Subdivision in the 49 states used to calculate the Participation Tier will be assigned a metric reflecting both population and severity (the “Population-Severity Metric”). The Population-Severity Metric shall be the Subdivision’s population plus the Subdivision’s population multiplied by the severity factor for the State of the Subdivision (the severity factors for each State are attached as Exhibit X hereto) and then divided in two, thus giving fifty percent (50%) weight to each of population and population multiplied by the severity factor. The denominator for each Percentage shall be the sum total of the Population-Severity Metric for all the Subdivisions in the relevant category (Litigating Subdivisions or Non-Litigating Primary Subdivisions) in the Settling States, notwithstanding that persons may be included within the population (and therefore the Population-Severity Metric) of more than one Subdivision. The numerator will be the sum total of the Population-Severity Metrics of all Subdivisions in the relevant category of Subdivision (*i.e.*, Litigating Subdivisions or Non-Litigating Subdivisions that are also Primary Subdivisions) in the Settling States that are either Participating Subdivisions or are subject to a Bar, Case-Specific Resolution, or Settlement Class Resolution, notwithstanding that persons may be included within the population of more than one Subdivision. An

individual Litigating Subdivision shall not be included more than once in the numerator, and shall not be included more than once in the denominator, of the calculation regardless if it (or any of its officials) is named as multiple plaintiffs in the same lawsuit; *provided, however*, that for the avoidance of doubt, no Litigating Subdivision will be excluded from the numerator or denominator under this sentence unless a Litigating Subdivision otherwise counted in the denominator has the authority to release the Claims (consistent with Section XI) of the Litigating Subdivision to be excluded.

For the avoidance of doubt, Subdivisions in Non-Settling States are excluded from both the denominator and numerator of the calculations for the Percentage of Litigating Subdivisions and Percentage of Non-Litigating Primary Subdivisions.

- ⁵ During the period when the Participation Tier is redetermined annually, Later Participating Subdivisions described in Section VII.E.3 or Section VII.E.4 shall not be included as Participating Subdivisions, and for Subdivisions subject to a Bar, Case-Specific Resolution, or Settlement Class Resolution to be included, the Bar, Case-Specific Resolution, or Settlement Class Resolution must have been in effect both as of the relevant Payment Date and for the entire period since the prior Payment Date.

EXHIBIT I

Primary Subdivisions¹⁶

1. Alabaster city, Alabama *	45. Prattville city, Alabama *	90. Henry County, Alabama
2. Auburn city, Alabama *	46. Russell County, Alabama *	91. Homewood city, Alabama
3. Autauga County, Alabama *	47. Shelby County, Alabama *	92. Hueytown city, Alabama
4. Baldwin County, Alabama *	48. St. Clair County, Alabama *	93. Irondale city, Alabama
5. Birmingham city, Alabama *	49. Talladega County, Alabama *	94. Jacksonville city, Alabama
6. Blount County, Alabama *	50. Tallapoosa County, Alabama *	95. Jasper city, Alabama
7. Calhoun County, Alabama *	51. Tuscaloosa city, Alabama *	96. Lamar County, Alabama
8. Chambers County, Alabama *	52. Tuscaloosa County, Alabama *	97. Leeds city, Alabama
9. Chilton County, Alabama *		98. Macon County, Alabama
10. Coffee County, Alabama *	53. Vestavia Hills city, Alabama *	99. Marengo County, Alabama
11. Colbert County, Alabama *	54. Walker County, Alabama *	100. Marion County, Alabama
12. Covington County, Alabama *	55. Albertville city, Alabama	101. Millbrook city, Alabama
13. Cullman County, Alabama *	56. Alexander City city, Alabama	102. Monroe County, Alabama
14. Dale County, Alabama *	57. Anniston city, Alabama	103. Moody city, Alabama
15. Dallas County, Alabama *	58. Athens city, Alabama	104. Mountain Brook city, Alabama
16. Decatur city, Alabama *	59. Barbour County, Alabama	
17. DeKalb County, Alabama *	60. Bessemer city, Alabama	105. Muscle Shoals city, Alabama
18. Dothan city, Alabama *	61. Bibb County, Alabama	106. Northport city, Alabama
19. Elmore County, Alabama *	62. Bullock County, Alabama	107. Oxford city, Alabama
20. Escambia County, Alabama *	63. Butler County, Alabama	108. Ozark city, Alabama
21. Etowah County, Alabama *	64. Calera city, Alabama	109. Pelham city, Alabama
22. Florence city, Alabama *	65. Center Point city, Alabama	110. Pell City city, Alabama
23. Franklin County, Alabama *	66. Chelsea city, Alabama	111. Pickens County, Alabama
24. Gadsden city, Alabama *	67. Cherokee County, Alabama	112. Pike Road town, Alabama
25. Hoover city, Alabama *	68. Choctaw County, Alabama	113. Prichard city, Alabama
26. Houston County, Alabama *	69. Clarke County, Alabama	114. Randolph County, Alabama
27. Huntsville city, Alabama *	70. Clay County, Alabama	115. Saraland city, Alabama
28. Jackson County, Alabama *	71. Cleburne County, Alabama	116. Scottsboro city, Alabama
29. Jefferson County, Alabama *	72. Conecuh County, Alabama	117. Selma city, Alabama
30. Lauderdale County, Alabama *	73. Coosa County, Alabama	118. Sumter County, Alabama
	74. Crenshaw County, Alabama	119. Sylacauga city, Alabama
31. Lawrence County, Alabama *	75. Cullman city, Alabama	120. Talladega city, Alabama
32. Lee County, Alabama *	76. Daphne city, Alabama	121. Troy city, Alabama
33. Limestone County, Alabama *	77. Enterprise city, Alabama	122. Trussville city, Alabama
34. Madison city, Alabama *	78. Eufaula city, Alabama	123. Washington County, Alabama
35. Madison County, Alabama *	79. Fairfield city, Alabama	124. Wilcox County, Alabama
36. Marshall County, Alabama *	80. Fairhope city, Alabama	125. Winston County, Alabama
37. Mobile city, Alabama *	81. Fayette County, Alabama	126. Anchorage municipality, Alaska *
38. Mobile County, Alabama *	82. Foley city, Alabama	
39. Montgomery city, Alabama *	83. Fort Payne city, Alabama	127. Fairbanks city, Alaska *
40. Montgomery County, Alabama *	84. Gardendale city, Alabama	128. Fairbanks North Star Borough, Alaska *
	85. Geneva County, Alabama	
41. Morgan County, Alabama *	86. Gulf Shores city, Alabama	129. Juneau city and borough, Alaska *
42. Opelika city, Alabama *	87. Hale County, Alabama	
43. Phenix City city, Alabama *	88. Hartselle city, Alabama	130. Kenai Peninsula Borough, Alaska *
44. Pike County, Alabama *	89. Helena city, Alabama	

¹⁶ Entities denoted with an asterisk (*) indicate a population of greater than 30,000 for purposes of the definition of Primary Subdivision as it relates to Incentive Payment C.

131.	Matanuska-Susitna Borough, Alaska *	180.	Coolidge city, Arizona	230.	Ashley County, Arkansas
132.	Ketchikan Gateway Borough, Alaska	181.	Cottonwood city, Arizona	231.	Batesville city, Arkansas
133.	Kodiak Island Borough, Alaska	182.	Douglas city, Arizona	232.	Bella Vista city, Arkansas
134.	Wasilla city, Alaska	183.	Eloy city, Arizona	233.	Blytheville city, Arkansas
135.	Apache County, Arizona *	184.	Florence town, Arizona	234.	Bradley County, Arkansas
136.	Apache Junction city, Arizona *	185.	Fountain Hills town, Arizona	235.	Bryant city, Arkansas
137.	Avondale city, Arizona *	186.	La Paz County, Arizona	236.	Cabot city, Arkansas
138.	Buckeye city, Arizona *	187.	Nogales city, Arizona	237.	Camden city, Arkansas
139.	Bullhead City city, Arizona *	188.	Paradise Valley town, Arizona	238.	Carroll County, Arkansas
140.	Casa Grande city, Arizona *	189.	Payson town, Arizona	239.	Centerton city, Arkansas
141.	Chandler city, Arizona *	190.	Sedona city, Arizona	240.	Chicot County, Arkansas
142.	Cochise County, Arizona *	191.	Show Low city, Arizona	241.	Clark County, Arkansas
143.	Coconino County, Arizona *	192.	Somerton city, Arizona	242.	Clay County, Arkansas
144.	El Mirage city, Arizona *	193.	Baxter County, Arkansas *	243.	Cleburne County, Arkansas
145.	Flagstaff city, Arizona *	194.	Benton city, Arkansas *	244.	Columbia County, Arkansas
146.	Gila County, Arizona *	195.	Benton County, Arkansas *	245.	Conway County, Arkansas
147.	Gilbert town, Arizona *	196.	Bentonville city, Arkansas *	246.	Cross County, Arkansas
148.	Glendale city, Arizona *	197.	Boone County, Arkansas *	247.	Desha County, Arkansas
149.	Goodyear city, Arizona *	198.	Conway city, Arkansas *	248.	Drew County, Arkansas
150.	Graham County, Arizona *	199.	Craighead County, Arkansas *	249.	El Dorado city, Arkansas
151.	Kingman city, Arizona *	200.	Crawford County, Arkansas *	250.	Forrest City city, Arkansas
152.	Lake Havasu City city, Arizona *	201.	Crittenden County, Arkansas *	251.	Franklin County, Arkansas
153.	Marana town, Arizona *	202.	Faulkner County, Arkansas *	252.	Fulton County, Arkansas
154.	Maricopa city, Arizona *	203.	Fayetteville city, Arkansas *	253.	Grant County, Arkansas
155.	Maricopa County, Arizona *	204.	Fort Smith city, Arkansas *	254.	Harrison city, Arkansas
156.	Mesa city, Arizona *	205.	Garland County, Arkansas *	255.	Helena-West Helena city, Arkansas
157.	Mohave County, Arizona *	206.	Greene County, Arkansas *	256.	Hempstead County, Arkansas
158.	Navajo County, Arizona *	207.	Hot Spring County, Arkansas *	257.	Howard County, Arkansas
159.	Oro Valley town, Arizona *	208.	Hot Springs city, Arkansas *	258.	Izard County, Arkansas
160.	Peoria city, Arizona *	209.	Independence County, Arkansas *	259.	Jackson County, Arkansas
161.	Phoenix city, Arizona *	210.	Jefferson County, Arkansas *	260.	Jacksonville city, Arkansas
162.	Pima County, Arizona *	211.	Jonesboro city, Arkansas *	261.	Johnson County, Arkansas
163.	Pinal County, Arizona *	212.	Little Rock city, Arkansas *	262.	Lawrence County, Arkansas
164.	Prescott city, Arizona *	213.	Lonoke County, Arkansas *	263.	Lincoln County, Arkansas
165.	Prescott Valley town, Arizona *	214.	Miller County, Arkansas *	264.	Little River County, Arkansas
166.	Queen Creek town, Arizona *	215.	Mississippi County, Arkansas *	265.	Logan County, Arkansas
167.	Sahuarita town, Arizona *	216.	North Little Rock city, Arkansas *	266.	Madison County, Arkansas
168.	San Luis city, Arizona *	217.	Pine Bluff city, Arkansas *	267.	Magnolia city, Arkansas
169.	Santa Cruz County, Arizona *	218.	Pope County, Arkansas *	268.	Malvern city, Arkansas
170.	Scottsdale city, Arizona *	219.	Pulaski County, Arkansas *	269.	Marion city, Arkansas
171.	Sierra Vista city, Arizona *	220.	Rogers city, Arkansas *	270.	Marion County, Arkansas
172.	Surprise city, Arizona *	221.	Saline County, Arkansas *	271.	Maumelle city, Arkansas
173.	Tempe city, Arizona *	222.	Sebastian County, Arkansas *	272.	Mountain Home city, Arkansas
174.	Tucson city, Arizona *	223.	Sherwood city, Arkansas *	273.	Ouachita County, Arkansas
175.	Yavapai County, Arizona *	224.	Springdale city, Arkansas *	274.	Paragould city, Arkansas
176.	Yuma city, Arizona *	225.	Union County, Arkansas *	275.	Perry County, Arkansas
177.	Yuma County, Arizona *	226.	Washington County, Arkansas *	276.	Phillips County, Arkansas
178.	Camp Verde town, Arizona	227.	White County, Arkansas *	277.	Pike County, Arkansas
179.	Chino Valley town, Arizona	228.	Arkadelphia city, Arkansas	278.	Poinsett County, Arkansas
		229.	Arkansas County, Arkansas	279.	Polk County, Arkansas
				280.	Randolph County, Arkansas
				281.	Russellville city, Arkansas
				282.	Scott County, Arkansas

283.	Searcy city, Arkansas	334.	Citrus Heights city, California *	383.	Hemet city, California *
284.	Sevier County, Arkansas			384.	Hesperia city, California *
285.	Sharp County, Arkansas	335.	Claremont city, California *	385.	Highland city, California *
286.	Siloam Springs city, Arkansas	336.	Clovis city, California *	386.	Hollister city, California *
287.	St. Francis County, Arkansas	337.	Coachella city, California *	387.	Humboldt County, California *
288.	Stone County, Arkansas	338.	Colton city, California *		
289.	Texarkana city, Arkansas	339.	Compton city, California *	388.	Huntington Beach city, California *
290.	Van Buren city, Arkansas	340.	Concord city, California *		
291.	Van Buren County, Arkansas	341.	Contra Costa County, California *	389.	Huntington Park city, California *
292.	West Memphis city, Arkansas				
293.	Yell County, Arkansas	342.	Corona city, California *	390.	Imperial County, California *
294.	Adelanto city, California *	343.	Costa Mesa city, California *	391.	Indio city, California *
295.	Alameda city, California *	344.	Covina city, California *	392.	Inglewood city, California *
296.	Alameda County, California *	345.	Culver City city, California *	393.	Irvine city, California *
297.	Alhambra city, California *	346.	Cupertino city, California *	394.	Jurupa Valley city, California *
298.	Aliso Viejo city, California *	347.	Cypress city, California *		
299.	Amador County, California *	348.	Daly City city, California *	395.	Kern County, California *
300.	Anaheim city, California *	349.	Dana Point city, California *	396.	Kings County, California *
301.	Antioch city, California *	350.	Danville town, California *	397.	La Habra city, California *
302.	Apple Valley town, California *	351.	Davis city, California *	398.	La Mesa city, California *
		352.	Delano city, California *	399.	La Mirada city, California *
303.	Arcadia city, California *	353.	Diamond Bar city, California *	400.	La Puente city, California *
304.	Atascadero city, California *	354.	Downey city, California *	401.	La Quinta city, California *
305.	Azusa city, California *	355.	Dublin city, California *	402.	La Verne city, California *
306.	Bakersfield city, California *	356.	Eastvale city, California *	403.	Laguna Hills city, California *
307.	Baldwin Park city, California *	357.	El Cajon city, California *	404.	Laguna Niguel city, California *
		358.	El Centro city, California *		
308.	Banning city, California *	359.	El Dorado County, California *	405.	Lake County, California *
309.	Beaumont city, California *			406.	Lake Elsinore city, California *
310.	Bell city, California *	360.	El Monte city, California *		
311.	Bell Gardens city, California *	361.	El Paso de Robles (Paso Robles) city, California *	407.	Lake Forest city, California *
312.	Bellflower city, California *			408.	Lakewood city, California *
313.	Berkeley city, California *	362.	Elk Grove city, California *	409.	Lancaster city, California *
314.	Beverly Hills city, California *	363.	Encinitas city, California *	410.	Lassen County, California *
315.	Brea city, California *	364.	Escondido city, California *	411.	Lawndale city, California *
316.	Brentwood city, California *	365.	Fairfield city, California *	412.	Lincoln city, California *
317.	Buena Park city, California *	366.	Folsom city, California *	413.	Livermore city, California *
318.	Burbank city, California *	367.	Fontana city, California *	414.	Lodi city, California *
319.	Burlingame city, California *	368.	Foster City city, California *	415.	Lompoc city, California *
320.	Butte County, California *	369.	Fountain Valley city, California *	416.	Long Beach city, California *
321.	Calaveras County, California *			417.	Los Altos city, California *
322.	Calexico city, California *	370.	Fremont city, California *	418.	Los Angeles city, California *
323.	Camarillo city, California *	371.	Fresno city, California *	419.	Los Angeles County, California *
324.	Campbell city, California *	372.	Fresno County, California *		
325.	Carlsbad city, California *	373.	Fullerton city, California *	420.	Los Banos city, California *
326.	Carson city, California *	374.	Garden Grove city, California *	421.	Los Gatos town, California *
327.	Cathedral City city, California *			422.	Lynwood city, California *
		375.	Gardena city, California *	423.	Madera city, California *
328.	Ceres city, California *	376.	Gilroy city, California *	424.	Madera County, California *
329.	Cerritos city, California *	377.	Glendale city, California *	425.	Manhattan Beach city, California *
330.	Chico city, California *	378.	Glendora city, California *		
331.	Chino city, California *	379.	Goleta city, California *	426.	Manteca city, California *
332.	Chino Hills city, California *	380.	Hanford city, California *	427.	Marin County, California *
333.	Chula Vista city, California *	381.	Hawthorne city, California *	428.	Martinez city, California *
		382.	Hayward city, California *		

429.	Mendocino County, California *	478.	Porterville city, California *	516.	San Luis Obispo city, California *
430.	Menifee city, California *	479.	Poway city, California *	517.	San Luis Obispo County, California *
431.	Menlo Park city, California *	480.	Rancho Cordova city, California *	518.	San Marcos city, California *
432.	Merced city, California *	481.	Rancho Cucamonga city, California *	519.	San Mateo city, California *
433.	Merced County, California *	482.	Rancho Palos Verdes city, California *	520.	San Mateo County, California *
434.	Milpitas city, California *	483.	Rancho Santa Margarita city, California *	521.	San Pablo city, California *
435.	Mission Viejo city, California *	484.	Redding city, California *	522.	San Rafael city, California *
436.	Modesto city, California *	485.	Redlands city, California *	523.	San Ramon city, California *
437.	Monrovia city, California *	486.	Redondo Beach city, California *	524.	Santa Ana city, California *
438.	Montclair city, California *	487.	Redwood City city, California *	525.	Santa Barbara city, California *
439.	Montebello city, California *	488.	Rialto city, California *	526.	Santa Barbara County, California *
440.	Monterey County, California *	489.	Richmond city, California *	527.	Santa Clara city, California *
441.	Monterey Park city, California *	490.	Riverside city, California *	528.	Santa Clara County, California *
442.	Moorpark city, California *	491.	Riverside County, California *	529.	Santa Clarita city, California *
443.	Moreno Valley city, California *	492.	Rocklin city, California *	530.	Santa Cruz city, California *
444.	Morgan Hill city, California *	493.	Rohnert Park city, California *	531.	Santa Cruz County, California *
445.	Mountain View city, California *	494.	Rosemead city, California *	532.	Santa Maria city, California *
446.	Murrieta city, California *	495.	Roseville city, California *	533.	Santa Monica city, California *
447.	Napa city, California *	496.	Sacramento city, California *	534.	Santa Rosa city, California *
448.	Napa County, California *	497.	Sacramento County, California *	535.	Santee city, California *
449.	National City city, California *	498.	Salinas city, California *	536.	Saratoga city, California *
450.	Nevada County, California *	499.	San Benito County, California *	537.	Seaside city, California *
451.	Newark city, California *	500.	San Bernardino city, California *	538.	Shasta County, California *
452.	Newport Beach city, California *	501.	San Bernardino County, California *	539.	Simi Valley city, California *
453.	Norwalk city, California *	502.	San Bruno city, California *	540.	Siskiyou County, California *
454.	Novato city, California *	503.	San Buenaventura (Ventura) city, California *	541.	Solano County, California *
455.	Oakland city, California *	504.	San Carlos city, California *	542.	Sonoma County, California *
456.	Oakley city, California *	505.	San Clemente city, California *	543.	South Gate city, California *
457.	Oceanside city, California *	506.	San Diego city, California *	544.	South San Francisco city, California *
458.	Ontario city, California *	507.	San Diego County, California *	545.	Stanislaus County, California *
459.	Orange city, California *	508.	San Dimas city, California *	546.	Stanton city, California *
460.	Orange County, California *	509.	San Francisco city / San Francisco County, California *	547.	Stockton city, California *
461.	Oxnard city, California *	510.	San Gabriel city, California *	548.	Sunnyvale city, California *
462.	Pacifica city, California *	511.	San Jacinto city, California *	549.	Sutter County, California *
463.	Palm Desert city, California *	512.	San Joaquin County, California *	550.	Tehama County, California *
464.	Palm Springs city, California *	513.	San Jose city, California *	551.	Temecula city, California *
465.	Palmdale city, California *	514.	San Juan Capistrano city, California *	552.	Temple City city, California *
466.	Palo Alto city, California *	515.	San Leandro city, California *	553.	Thousand Oaks city, California *
467.	Paramount city, California *			554.	Torrance city, California *
468.	Pasadena city, California *			555.	Tracy city, California *
469.	Perris city, California *			556.	Tulare city, California *
470.	Petaluma city, California *			557.	Tulare County, California *
471.	Pico Rivera city, California *			558.	Tuolumne County, California *
472.	Pittsburg city, California *				
473.	Placentia city, California *				
474.	Placer County, California *				
475.	Pleasant Hill city, California *				
476.	Pleasanton city, California *				
477.	Pomona city, California *				

559.	Turlock city, California *	610.	Corcoran city, California	660.	Marina city, California
560.	Tustin city, California *	611.	Coronado city, California	661.	Mariposa County, California
561.	Union City city, California *	612.	Cudahy city, California	662.	Marysville city, California
562.	Upland city, California *	613.	Del Norte County, California	663.	Maywood city, California
563.	Vacaville city, California *	614.	Desert Hot Springs city, California	664.	McFarland city, California
564.	Vallejo city, California *	615.	Dinuba city, California	665.	Mendota city, California
565.	Ventura County, California *	616.	Dixon city, California	666.	Mill Valley city, California
566.	Victorville city, California *	617.	Duarte city, California	667.	Millbrae city, California
567.	Visalia city, California *	618.	East Palo Alto city, California	668.	Mono County, California
568.	Vista city, California *	619.	El Cerrito city, California	669.	Monterey city, California
569.	Walnut Creek city, California *	620.	El Segundo city, California	670.	Moraga town, California
570.	Watsonville city, California *	621.	Emeryville city, California	671.	Morro Bay city, California
571.	West Covina city, California *	622.	Eureka city, California	672.	Newman city, California
572.	West Hollywood city, California *	623.	Exeter city, California	673.	Norco city, California
573.	West Sacramento city, California *	624.	Farmersville city, California	674.	Oakdale city, California
574.	Westminster city, California *	625.	Fillmore city, California	675.	Orange Cove city, California
575.	Whittier city, California *	626.	Fortuna city, California	676.	Orinda city, California
576.	Wildomar city, California *	627.	Galt city, California	677.	Oroville city, California
577.	Woodland city, California *	628.	Glenn County, California	678.	Pacific Grove city, California
578.	Yolo County, California *	629.	Grand Terrace city, California	679.	Palos Verdes Estates city, California
579.	Yorba Linda city, California *	630.	Grass Valley city, California	680.	Parlier city, California
580.	Yuba City city, California *	631.	Greenfield city, California	681.	Patterson city, California
581.	Yuba County, California *	632.	Grover Beach city, California	682.	Piedmont city, California
582.	Yucaipa city, California *	633.	Half Moon Bay city, California	683.	Pinole city, California
583.	Agoura Hills city, California	634.	Hawaiian Gardens city, California	684.	Placerville city, California
584.	Albany city, California	635.	Healdsburg city, California	685.	Plumas County, California
585.	American Canyon city, California	636.	Hercules city, California	686.	Port Hueneme city, California
586.	Anderson city, California	637.	Hermosa Beach city, California	687.	Rancho Mirage city, California
587.	Arcata city, California	638.	Hillsborough town, California	688.	Red Bluff city, California
588.	Arroyo Grande city, California	639.	Imperial Beach city, California	689.	Reedley city, California
589.	Artesia city, California	640.	Imperial city, California	690.	Ridgecrest city, California
590.	Arvin city, California	641.	Inyo County, California	691.	Ripon city, California
591.	Atwater city, California	642.	Kerman city, California	692.	Riverbank city, California
592.	Auburn city, California	643.	King City city, California	693.	San Anselmo town, California
593.	Avenal city, California	644.	Kingsburg city, California	694.	San Fernando city, California
594.	Barstow city, California	645.	La Cañada Flintridge city, California	695.	San Marino city, California
595.	Belmont city, California	646.	La Palma city, California	696.	Sanger city, California
596.	Benicia city, California	647.	Lafayette city, California	697.	Santa Fe Springs city, California
597.	Blythe city, California	648.	Laguna Beach city, California	698.	Santa Paula city, California
598.	Brawley city, California	649.	Laguna Woods city, California	699.	Scotts Valley city, California
599.	Calabasas city, California	650.	Larkspur city, California	700.	Seal Beach city, California
600.	California City city, California	651.	Lathrop city, California	701.	Selma city, California
601.	Canyon Lake city, California	652.	Lemon Grove city, California	702.	Shafter city, California
602.	Capitola city, California	653.	Lemoore city, California	703.	Shasta Lake city, California
603.	Carpinteria city, California	654.	Lindsay city, California	704.	Sierra Madre city, California
604.	Chowchilla city, California	655.	Livingston city, California	705.	Signal Hill city, California
605.	Clayton city, California	656.	Loma Linda city, California	706.	Solana Beach city, California
606.	Clearlake city, California	657.	Lomita city, California	707.	Soledad city, California
607.	Coalinga city, California	658.	Los Alamitos city, California	708.	Sonoma city, California
608.	Colusa County, California	659.	Malibu city, California	709.	South El Monte city, California
609.	Commerce city, California				

710. South Lake Tahoe city, California
711. South Pasadena city, California
712. Suisun City city, California
713. Susanville city, California
714. Tehachapi city, California
715. Trinity County, California
716. Truckee town, California
717. Twentynine Palms city, California
718. Ukiah city, California
719. Walnut city, California
720. Wasco city, California
721. Windsor town, California
722. Yucca Valley town, California
723. Adams County, Colorado *
724. Arapahoe County, Colorado *
725. Arvada city, Colorado *
726. Aurora city, Colorado *
727. Boulder city, Colorado *
728. Boulder County, Colorado *
729. Brighton city, Colorado *
730. Broomfield city / Broomfield County, Colorado *
731. Castle Rock town, Colorado *
732. Centennial city, Colorado *
733. Colorado Springs city, Colorado *
734. Commerce City city, Colorado *
735. Delta County, Colorado *
736. Denver city / Denver County, Colorado *
737. Douglas County, Colorado *
738. Eagle County, Colorado *
739. El Paso County, Colorado *
740. Englewood city, Colorado *
741. Fort Collins city, Colorado *
742. Fountain city, Colorado *
743. Fremont County, Colorado *
744. Garfield County, Colorado *
745. Grand Junction city, Colorado *
746. Greeley city, Colorado *
747. Jefferson County, Colorado *
748. La Plata County, Colorado *
749. Lafayette city, Colorado *
750. Lakewood city, Colorado *
751. Larimer County, Colorado *
752. Littleton city, Colorado *
753. Longmont city, Colorado *
754. Loveland city, Colorado *
755. Mesa County, Colorado *
756. Montrose County, Colorado *
757. Northglenn city, Colorado *
758. Parker town, Colorado *
759. Pueblo city, Colorado *
760. Pueblo County, Colorado *
761. Summit County, Colorado *
762. Thornton city, Colorado *
763. Weld County, Colorado *
764. Westminster city, Colorado *
765. Wheat Ridge city, Colorado *
766. Windsor town, Colorado *
767. Alamosa County, Colorado
768. Archuleta County, Colorado
769. Cañon City city, Colorado
770. Castle Pines city, Colorado
771. Chaffee County, Colorado
772. Durango city, Colorado
773. Elbert County, Colorado
774. Erie town, Colorado
775. Evans city, Colorado
776. Federal Heights city, Colorado
777. Firestone town, Colorado
778. Fort Morgan city, Colorado
779. Frederick town, Colorado
780. Fruita city, Colorado
781. Golden city, Colorado
782. Grand County, Colorado
783. Greenwood Village city, Colorado
784. Gunnison County, Colorado
785. Johnstown town, Colorado
786. Las Animas County, Colorado
787. Logan County, Colorado
788. Lone Tree city, Colorado
789. Louisville city, Colorado
790. Moffat County, Colorado
791. Montezuma County, Colorado
792. Montrose city, Colorado
793. Morgan County, Colorado
794. Otero County, Colorado
795. Park County, Colorado
796. Pitkin County, Colorado
797. Prowers County, Colorado
798. Rio Grande County, Colorado
799. Routt County, Colorado
800. Steamboat Springs city, Colorado
801. Sterling city, Colorado
802. Superior town, Colorado
803. Teller County, Colorado
804. Wellington town, Colorado
805. Yuma County, Colorado
806. Bridgeport town / Bridgeport city, Connecticut *
807. Bristol city / Bristol town, Connecticut *
808. Danbury city / Danbury town, Connecticut *
809. East Hartford town, Connecticut *
810. Enfield town, Connecticut *
811. Fairfield town, Connecticut *
812. Glastonbury town, Connecticut *
813. Greenwich town, Connecticut *
814. Groton town, Connecticut *
815. Hamden town, Connecticut *
816. Hartford city / Hartford town, Connecticut *
817. Manchester town, Connecticut *
818. Meriden city / Meriden town, Connecticut *
819. Middletown city / Middletown town, Connecticut *
820. Milford city, Connecticut *
821. Milford town, Connecticut *
822. Naugatuck borough / Naugatuck town, Connecticut *
823. New Britain town / New Britain city, Connecticut *
824. New Haven town / New Haven city, Connecticut *
825. Newington town, Connecticut *
826. Norwalk city / Norwalk town, Connecticut *
827. Norwich city / Norwich town, Connecticut *
828. Shelton city / Shelton town, Connecticut *
829. Southington town, Connecticut *
830. Stamford city / Stamford town, Connecticut *
831. Stratford town, Connecticut *
832. Torrington city / Torrington town, Connecticut *
833. Trumbull town, Connecticut *
834. Wallingford town, Connecticut *
835. Waterbury city / Waterbury town, Connecticut *
836. West Hartford town, Connecticut *
837. West Haven city / West Haven town, Connecticut *
838. Ansonia town / Ansonia city, Connecticut

839.	Avon town, Connecticut	884.	Simsbury town, Connecticut	934.	Coral Gables city, Florida *
840.	Berlin town, Connecticut	885.	Somers town, Connecticut	935.	Coral Springs city, Florida *
841.	Bethel town, Connecticut	886.	South Windsor town, Connecticut	936.	Cutler Bay town, Florida *
842.	Bloomfield town, Connecticut	887.	Southbury town, Connecticut	937.	Dania Beach city, Florida *
843.	Branford town, Connecticut	888.	Stafford town, Connecticut	938.	Davie town, Florida *
844.	Brookfield town, Connecticut	889.	Stonington town, Connecticut	939.	Daytona Beach city, Florida *
845.	Canton town, Connecticut	890.	Suffield town, Connecticut	940.	Deerfield Beach city, Florida *
846.	Cheshire town, Connecticut	891.	Tolland town, Connecticut	941.	DeLand city, Florida *
847.	Clinton town, Connecticut	892.	Vernon town, Connecticut	942.	Delray Beach city, Florida *
848.	Colchester town, Connecticut	893.	Waterford town, Connecticut	943.	Deltona city, Florida *
849.	Coventry town, Connecticut	894.	Watertown town, Connecticut	944.	DeSoto County, Florida *
850.	Cromwell town, Connecticut	895.	Weston town, Connecticut	945.	Doral city, Florida *
851.	Darien town, Connecticut	896.	Westport town, Connecticut	946.	Dunedin city, Florida *
852.	Derby city / Derby town, Connecticut	897.	Wethersfield town, Connecticut	947.	Duval County / Jacksonville city, Florida *
853.	East Hampton town, Connecticut	898.	Wilton town, Connecticut	948.	Escambia County, Florida *
854.	East Haven town, Connecticut	899.	Winchester town, Connecticut	949.	Esterovillage, Florida *
855.	East Lyme town, Connecticut	900.	Windham town, Connecticut	950.	Flagler County, Florida *
856.	East Windsor town, Connecticut	901.	Windsor Locks town, Connecticut	951.	Fort Lauderdale city, Florida *
857.	Ellington town, Connecticut	902.	Windsor town, Connecticut	952.	Fort Myers city, Florida *
858.	Farmington town, Connecticut	903.	Wolcott town, Connecticut	953.	Fort Pierce city, Florida *
859.	Granby town, Connecticut	904.	Dover city, Delaware *	954.	Gadsden County, Florida *
860.	Griswold town, Connecticut	905.	Kent County, Delaware *	955.	Gainesville city, Florida *
861.	Guilford town, Connecticut	906.	New Castle County, Delaware *	956.	Greenacres city, Florida *
862.	Killingly town, Connecticut	907.	Newark city, Delaware *	957.	Hallandale Beach city, Florida *
863.	Ledyard town, Connecticut	908.	Sussex County, Delaware *	958.	Hendry County, Florida *
864.	Madison town, Connecticut	909.	Wilmington city, Delaware *	959.	Hernando County, Florida *
865.	Mansfield town, Connecticut	910.	Middletown town, Delaware	960.	Hialeah city, Florida *
866.	Monroe town, Connecticut	911.	Milford city, Delaware	961.	Highlands County, Florida *
867.	Montville town, Connecticut	912.	Smyrna town, Delaware	962.	Hillsborough County, Florida *
868.	New Canaan town, Connecticut	913.	Alachua County, Florida *	963.	Hollywood city, Florida *
869.	New Fairfield town, Connecticut	914.	Altamonte Springs city, Florida *	964.	Homestead city, Florida *
870.	New London city / New London town, Connecticut	915.	Apopka city, Florida *	965.	Indian River County, Florida *
871.	New Milford town, Connecticut	916.	Aventura city, Florida *	966.	Jackson County, Florida *
872.	Newtown town, Connecticut	917.	Bay County, Florida *	967.	Jupiter town, Florida *
873.	North Branford town, Connecticut	918.	Boca Raton city, Florida *	968.	Kissimmee city, Florida *
874.	North Haven town, Connecticut	919.	Bonita Springs city, Florida *	969.	Lake County, Florida *
875.	Old Saybrook town, Connecticut	920.	Boynton Beach city, Florida *	970.	Lake Worth city, Florida *
876.	Orange town, Connecticut	921.	Bradenton city, Florida *	971.	Lakeland city, Florida *
877.	Oxford town, Connecticut	922.	Brevard County, Florida *	972.	Largo city, Florida *
878.	Plainfield town, Connecticut	923.	Broward County, Florida *	973.	Lauderdale Lakes city, Florida *
879.	Plainville town, Connecticut	924.	Cape Coral city, Florida *	974.	Lauderhill city, Florida *
880.	Plymouth town, Connecticut	925.	Charlotte County, Florida *	975.	Lee County, Florida *
881.	Ridgefield town, Connecticut	926.	Citrus County, Florida *	976.	Leon County, Florida *
882.	Rocky Hill town, Connecticut	927.	Clay County, Florida *	977.	Levy County, Florida *
883.	Seymour town, Connecticut	928.	Clearwater city, Florida *	978.	Manatee County, Florida *
		929.	Clermont city, Florida *	979.	Margate city, Florida *
		930.	Coconut Creek city, Florida *	980.	Marion County, Florida *
		931.	Collier County, Florida *	981.	Martin County, Florida *
		932.	Columbia County, Florida *	982.	Melbourne city, Florida *
		933.	Cooper City city, Florida *	983.	Miami Beach city, Florida *
				984.	Miami city, Florida *

985.	Miami Gardens city, Florida *	1036.	Suwannee County, Florida *	1088.	Key Biscayne village, Florida
986.	Miami Lakes town, Florida *	1037.	Tallahassee city, Florida *	1089.	Key West city, Florida
987.	Miami-Dade County, Florida *	1038.	Tamarac city, Florida *	1090.	Lady Lake town, Florida
988.	Miramar city, Florida *	1039.	Tampa city, Florida *	1091.	Lake City city, Florida
989.	Monroe County, Florida *	1040.	Titusville city, Florida *	1092.	Lake Mary city, Florida
990.	Nassau County, Florida *	1041.	Volusia County, Florida *	1093.	Lake Wales city, Florida
991.	North Lauderdale city, Florida *	1042.	Wakulla County, Florida *	1094.	Lantana town, Florida
992.	North Miami Beach city, Florida *	1043.	Walton County, Florida *	1095.	Leesburg city, Florida
993.	North Miami city, Florida *	1044.	Wellington village, Florida *	1096.	Lighthouse Point city, Florida
994.	North Port city, Florida *	1045.	West Palm Beach city, Florida *	1097.	Longwood city, Florida
995.	Oakland Park city, Florida *	1046.	Weston city, Florida *	1098.	Lynn Haven city, Florida
996.	Ocala city, Florida *	1047.	Winter Garden city, Florida *	1099.	Madison County, Florida
997.	Ocoee city, Florida *	1048.	Winter Haven city, Florida *	1100.	Maitland city, Florida
998.	Okaloosa County, Florida *	1049.	Winter Park city, Florida *	1101.	Marco Island city, Florida
999.	Okeechobee County, Florida *	1050.	Winter Springs city, Florida *	1102.	Miami Shores village, Florida
1000.	Orange County, Florida *	1051.	Atlantic Beach city, Florida	1103.	Miami Springs city, Florida
1001.	Orlando city, Florida *	1052.	Auburndale city, Florida	1104.	Milton city, Florida
1002.	Ormond Beach city, Florida *	1053.	Avon Park city, Florida	1105.	Minneola city, Florida
1003.	Osceola County, Florida *	1054.	Baker County, Florida	1106.	Mount Dora city, Florida
1004.	Oviedo city, Florida *	1055.	Bartow city, Florida	1107.	Naples city, Florida
1005.	Palm Bay city, Florida *	1056.	Belle Glade city, Florida	1108.	New Port Richey city, Florida
1006.	Palm Beach County, Florida *	1057.	Bradford County, Florida	1109.	New Smyrna Beach city, Florida
1007.	Palm Beach Gardens city, Florida *	1058.	Calhoun County, Florida	1110.	Niceville city, Florida
1008.	Palm Coast city, Florida *	1059.	Callaway city, Florida	1111.	North Palm Beach village, Florida
1009.	Panama City city, Florida *	1060.	Cape Canaveral city, Florida	1112.	Oldsmar city, Florida
1010.	Parkland city, Florida *	1061.	Casselberry city, Florida	1113.	Opa-locka city, Florida
1011.	Pasco County, Florida *	1062.	Cocoa Beach city, Florida	1114.	Orange City city, Florida
1012.	Pembroke Pines city, Florida *	1063.	Cocoa city, Florida	1115.	Palatka city, Florida
1013.	Pensacola city, Florida *	1064.	Crestview city, Florida	1116.	Palm Springs village, Florida
1014.	Pinellas County, Florida *	1065.	DeBary city, Florida	1117.	Palmetto Bay village, Florida
1015.	Pinellas Park city, Florida *	1066.	Destin city, Florida	1118.	Palmetto city, Florida
1016.	Plant City city, Florida *	1067.	Dixie County, Florida	1119.	Panama City Beach city, Florida
1017.	Plantation city, Florida *	1068.	Edgewater city, Florida	1120.	Pinecrest village, Florida
1018.	Polk County, Florida *	1069.	Eustis city, Florida	1121.	Punta Gorda city, Florida
1019.	Pompano Beach city, Florida *	1070.	Fernandina Beach city, Florida	1122.	Rockledge city, Florida
1020.	Port Orange city, Florida *	1071.	Florida City city, Florida	1123.	Safety Harbor city, Florida
1021.	Port St. Lucie city, Florida *	1072.	Fort Walton Beach city, Florida	1124.	Satellite Beach city, Florida
1022.	Putnam County, Florida *	1073.	Franklin County, Florida	1125.	Sebastian city, Florida
1023.	Riviera Beach city, Florida *	1074.	Fruitland Park city, Florida	1126.	Sebring city, Florida
1024.	Royal Palm Beach village, Florida *	1075.	Gilchrist County, Florida	1127.	Seminole city, Florida
1025.	Sanford city, Florida *	1076.	Glades County, Florida	1128.	South Daytona city, Florida
1026.	Santa Rosa County, Florida *	1077.	Groveland city, Florida	1129.	South Miami city, Florida
1027.	Sarasota city, Florida *	1078.	Gulf County, Florida	1130.	St. Augustine city, Florida
1028.	Sarasota County, Florida *	1079.	Gulfport city, Florida	1131.	Stuart city, Florida
1029.	Seminole County, Florida *	1080.	Haines City city, Florida	1132.	Sunny Isles Beach city, Florida
1030.	St. Cloud city, Florida *	1081.	Hamilton County, Florida	1133.	Sweetwater city, Florida
1031.	St. Johns County, Florida *	1082.	Hardee County, Florida	1134.	Tarpon Springs city, Florida
1032.	St. Lucie County, Florida *	1083.	Hialeah Gardens city, Florida	1135.	Tavares city, Florida
1033.	St. Petersburg city, Florida *	1084.	Holly Hill city, Florida	1136.	Taylor County, Florida
1034.	Sumter County, Florida *	1085.	Holmes County, Florida	1137.	Temple Terrace city, Florida
1035.	Sunrise city, Florida *	1086.	Jacksonville Beach city, Florida	1138.	Union County, Florida
		1087.	Jefferson County, Florida		

1139. Venice city, Florida
1140. Vero Beach city, Florida
1141. Washington County, Florida
1142. West Melbourne city, Florida
1143. West Park city, Florida
1144. Wilton Manors city, Florida
1145. Zephyrhills city, Florida
1146. Albany city, Georgia *
1147. Alpharetta city, Georgia *
1148. Athens-Clarke County unified government, Georgia *
1149. Atlanta city, Georgia *
1150. Augusta-Richmond County consolidated government, Georgia *
1151. Baldwin County, Georgia *
1152. Barrow County, Georgia *
1153. Bartow County, Georgia *
1154. Brookhaven city, Georgia *
1155. Bryan County, Georgia *
1156. Bulloch County, Georgia *
1157. Camden County, Georgia *
1158. Canton city, Georgia *
1159. Carroll County, Georgia *
1160. Catoosa County, Georgia *
1161. Chamblee city, Georgia *
1162. Chatham County, Georgia *
1163. Cherokee County, Georgia *
1164. Clayton County, Georgia *
1165. Cobb County, Georgia *
1166. Coffee County, Georgia *
1167. Colquitt County, Georgia *
1168. Columbia County, Georgia *
1169. Columbus city, Georgia *
1170. Coweta County, Georgia *
1171. Dalton city, Georgia *
1172. DeKalb County, Georgia *
1173. Dougherty County, Georgia *
1174. Douglas County, Georgia *
1175. Douglasville city, Georgia *
1176. Dunwoody city, Georgia *
1177. East Point city, Georgia *
1178. Effingham County, Georgia *
1179. Fayette County, Georgia *
1180. Floyd County, Georgia *
1181. Forsyth County, Georgia *
1182. Fulton County, Georgia *
1183. Gainesville city, Georgia *
1184. Gilmer County, Georgia *
1185. Glynn County, Georgia *
1186. Gordon County, Georgia *
1187. Gwinnett County, Georgia *
1188. Habersham County, Georgia *
1189. Hall County, Georgia *
1190. Harris County, Georgia *
1191. Henry County, Georgia *
1192. Hinesville city, Georgia *
1193. Houston County, Georgia *
1194. Jackson County, Georgia *
1195. Johns Creek city, Georgia *
1196. Kennesaw city, Georgia *
1197. LaGrange city, Georgia *
1198. Laurens County, Georgia *
1199. Lawrenceville city, Georgia *
1200. Liberty County, Georgia *
1201. Lowndes County, Georgia *
1202. Lumpkin County, Georgia *
1203. Macon-Bibb County, Georgia *
1204. Marietta city, Georgia *
1205. Milton city, Georgia *
1206. Murray County, Georgia *
1207. Newnan city, Georgia *
1208. Newton County, Georgia *
1209. Oconee County, Georgia *
1210. Paulding County, Georgia *
1211. Peachtree City city, Georgia *
1212. Peachtree Corners city, Georgia *
1213. Pickens County, Georgia *
1214. Polk County, Georgia *
1215. Rockdale County, Georgia *
1216. Rome city, Georgia *
1217. Roswell city, Georgia *
1218. Sandy Springs city, Georgia *
1219. Savannah city, Georgia *
1220. Smyrna city, Georgia *
1221. South Fulton city, Georgia *
1222. Spalding County, Georgia *
1223. Statesboro city, Georgia *
1224. Stonecrest city, Georgia *
1225. Thomas County, Georgia *
1226. Tift County, Georgia *
1227. Troup County, Georgia *
1228. Tucker city, Georgia *
1229. Valdosta city, Georgia *
1230. Walker County, Georgia *
1231. Walton County, Georgia *
1232. Ware County, Georgia *
1233. Warner Robins city, Georgia *
1234. White County, Georgia *
1235. Whitfield County, Georgia *
1236. Woodstock city, Georgia *
1237. Acworth city, Georgia
1238. Americus city, Georgia
1239. Appling County, Georgia
1240. Bacon County, Georgia
1241. Bainbridge city, Georgia
1242. Banks County, Georgia
1243. Ben Hill County, Georgia
1244. Berrien County, Georgia
1245. Bleckley County, Georgia
1246. Brantley County, Georgia
1247. Braselton town, Georgia
1248. Brooks County, Georgia
1249. Brunswick city, Georgia
1250. Buford city, Georgia
1251. Burke County, Georgia
1252. Butts County, Georgia
1253. Calhoun city, Georgia
1254. Candler County, Georgia
1255. Carrollton city, Georgia
1256. Cartersville city, Georgia
1257. Charlton County, Georgia
1258. Chattooga County, Georgia
1259. Clarkston city, Georgia
1260. College Park city, Georgia
1261. Conyers city, Georgia
1262. Cook County, Georgia
1263. Cordele city, Georgia
1264. Covington city, Georgia
1265. Crawford County, Georgia
1266. Crisp County, Georgia
1267. Cusseta-Chattahoochee County unified government, Georgia
1268. Dade County, Georgia
1269. Dallas city, Georgia
1270. Dawson County, Georgia
1271. Decatur city, Georgia
1272. Decatur County, Georgia
1273. Dodge County, Georgia
1274. Dooly County, Georgia
1275. Doraville city, Georgia
1276. Douglas city, Georgia
1277. Dublin city, Georgia
1278. Duluth city, Georgia
1279. Early County, Georgia
1280. Elbert County, Georgia
1281. Emanuel County, Georgia
1282. Evans County, Georgia
1283. Fairburn city, Georgia
1284. Fannin County, Georgia
1285. Fayetteville city, Georgia
1286. Forest Park city, Georgia
1287. Franklin County, Georgia
1288. Grady County, Georgia
1289. Greene County, Georgia
1290. Griffin city, Georgia
1291. Grovetown city, Georgia
1292. Haralson County, Georgia
1293. Hart County, Georgia
1294. Heard County, Georgia
1295. Holly Springs city, Georgia
1296. Jasper County, Georgia

1297.	Jeff Davis County, Georgia	1352.	Villa Rica city, Georgia	1407.	Payette County, Idaho
1298.	Jefferson city, Georgia	1353.	Washington County, Georgia	1408.	Rexburg city, Idaho
1299.	Jefferson County, Georgia	1354.	Waycross city, Georgia	1409.	Shoshone County, Idaho
1300.	Jones County, Georgia	1355.	Wayne County, Georgia	1410.	Star city, Idaho
1301.	Kingsland city, Georgia	1356.	Winder city, Georgia	1411.	Teton County, Idaho
1302.	Lamar County, Georgia	1357.	Worth County, Georgia	1412.	Valley County, Idaho
1303.	Lanier County, Georgia	1358.	Hawaii County, Hawaii *	1413.	Washington County, Idaho
1304.	Lee County, Georgia	1359.	Honolulu County, Hawaii *	1414.	Adams County, Illinois *
1305.	Lilburn city, Georgia	1360.	Kauai County, Hawaii *	1415.	Addison township, Illinois *
1306.	Loganville city, Georgia	1361.	Maui County, Hawaii *	1416.	Addison village, Illinois *
1307.	Long County, Georgia	1362.	Ada County, Idaho *	1417.	Algonquin township, Illinois *
1308.	Macon County, Georgia	1363.	Bannock County, Idaho *	1418.	Algonquin village, Illinois *
1309.	Madison County, Georgia	1364.	Bingham County, Idaho *	1419.	Arlington Heights village, Illinois *
1310.	McDonough city, Georgia	1365.	Boise City city, Idaho *	1420.	Aurora city, Illinois *
1311.	McDuffie County, Georgia	1366.	Bonner County, Idaho *	1421.	Aurora township, Illinois *
1312.	McIntosh County, Georgia	1367.	Bonneville County, Idaho *	1422.	Avon township, Illinois *
1313.	Meriwether County, Georgia	1368.	Caldwell city, Idaho *	1423.	Bartlett village, Illinois *
1314.	Milledgeville city, Georgia	1369.	Canyon County, Idaho *	1424.	Batavia township, Illinois *
1315.	Mitchell County, Georgia	1370.	Coeur d'Alene city, Idaho *	1425.	Belleville city, Illinois *
1316.	Monroe city, Georgia	1371.	Idaho Falls city, Idaho *	1426.	Berwyn city, Illinois *
1317.	Monroe County, Georgia	1372.	Kootenai County, Idaho *	1427.	Berwyn township, Illinois *
1318.	Morgan County, Georgia	1373.	Latah County, Idaho *	1428.	Bloom township, Illinois *
1319.	Moultrie city, Georgia	1374.	Lewiston city, Idaho *	1429.	Bloomington township, Illinois *
1320.	Norcross city, Georgia	1375.	Madison County, Idaho *	1430.	Bloomington city, Illinois *
1321.	Oglethorpe County, Georgia	1376.	Meridian city, Idaho *	1431.	Bloomington City township, Illinois *
1322.	Peach County, Georgia	1377.	Nampa city, Idaho *	1432.	Bolingbrook village, Illinois *
1323.	Perry city, Georgia	1378.	Nez Perce County, Idaho *	1433.	Boone County, Illinois *
1324.	Pierce County, Georgia	1379.	Pocatello city, Idaho *	1434.	Bourbonnais township, Illinois *
1325.	Pike County, Georgia	1380.	Post Falls city, Idaho *	1435.	Bremen township, Illinois *
1326.	Pooler city, Georgia	1381.	Twin Falls city, Idaho *	1436.	Bristol township, Illinois *
1327.	Powder Springs city, Georgia	1382.	Twin Falls County, Idaho *	1437.	Buffalo Grove village, Illinois *
1328.	Pulaski County, Georgia	1383.	Ammon city, Idaho	1438.	Bureau County, Illinois *
1329.	Putnam County, Georgia	1384.	Blackfoot city, Idaho	1439.	Calumet City city, Illinois *
1330.	Rabun County, Georgia	1385.	Blaine County, Idaho	1440.	Capital township, Illinois *
1331.	Richmond Hill city, Georgia	1386.	Boundary County, Idaho	1441.	Carol Stream village, Illinois *
1332.	Rincon city, Georgia	1387.	Burley city, Idaho	1442.	Carpentersville village, Illinois *
1333.	Riverdale city, Georgia	1388.	Cassia County, Idaho	1443.	Caseyville township, Illinois *
1334.	Screven County, Georgia	1389.	Chubbuck city, Idaho	1444.	Champaign city, Illinois *
1335.	Snellville city, Georgia	1390.	Eagle city, Idaho	1445.	Champaign City township, Illinois *
1336.	St. Marys city, Georgia	1391.	Elmore County, Idaho	1446.	Champaign County, Illinois *
1337.	Stephens County, Georgia	1392.	Franklin County, Idaho	1447.	Chicago city, Illinois *
1338.	Stockbridge city, Georgia	1393.	Fremont County, Idaho	1448.	Christian County, Illinois *
1339.	Sugar Hill city, Georgia	1394.	Garden City city, Idaho	1449.	Cicero town / Cicero township, Illinois *
1340.	Sumter County, Georgia	1395.	Gem County, Idaho	1450.	Clinton County, Illinois *
1341.	Suwanee city, Georgia	1396.	Gooding County, Idaho	1451.	Coles County, Illinois *
1342.	Tattnall County, Georgia	1397.	Hayden city, Idaho	1452.	Collinsville township, Illinois *
1343.	Telfair County, Georgia	1398.	Idaho County, Idaho		
1344.	Thomasville city, Georgia	1399.	Jefferson County, Idaho		
1345.	Tifton city, Georgia	1400.	Jerome city, Idaho		
1346.	Toombs County, Georgia	1401.	Jerome County, Idaho		
1347.	Towns County, Georgia	1402.	Kuna city, Idaho		
1348.	Union City city, Georgia	1403.	Minidoka County, Idaho		
1349.	Union County, Georgia	1404.	Moscow city, Idaho		
1350.	Upson County, Georgia	1405.	Mountain Home city, Idaho		
1351.	Vidalia city, Georgia	1406.	Owyhee County, Idaho		

1453. Cook County, Illinois *
1454. Crystal Lake city, Illinois *
1455. Cunningham township, Illinois *
1456. Danville city, Illinois *
1457. Decatur city, Illinois *
1458. Decatur township, Illinois *
1459. DeKalb city, Illinois *
1460. DeKalb County, Illinois *
1461. DeKalb township, Illinois *
1462. Des Plaines city, Illinois *
1463. Downers Grove township, Illinois *
1464. Downers Grove village, Illinois *
1465. Du Page township, Illinois *
1466. Dundee township, Illinois *
1467. DuPage County, Illinois *
1468. Edwardsville township, Illinois *
1469. Effingham County, Illinois *
1470. Ela township, Illinois *
1471. Elgin city, Illinois *
1472. Elgin township, Illinois *
1473. Elk Grove township, Illinois *
1474. Elk Grove Village village, Illinois *
1475. Elmhurst city, Illinois *
1476. Evanston city, Illinois *
1477. Frankfort township, Illinois *
1478. Franklin County, Illinois *
1479. Fremont township, Illinois *
1480. Fulton County, Illinois *
1481. Galesburg city, Illinois *
1482. Galesburg City township, Illinois *
1483. Glendale Heights village, Illinois *
1484. Glenview village, Illinois *
1485. Grafton township, Illinois *
1486. Grundy County, Illinois *
1487. Gurnee village, Illinois *
1488. Hanover Park village, Illinois *
1489. Hanover township, Illinois *
1490. Harlem township, Illinois *
1491. Henry County, Illinois *
1492. Hoffman Estates village, Illinois *
1493. Homer township, Illinois *
1494. Jackson County, Illinois *
1495. Jefferson County, Illinois *
1496. Joliet city, Illinois *
1497. Joliet township, Illinois *
1498. Kane County, Illinois *
1499. Kankakee County, Illinois *
1500. Kendall County, Illinois *
1501. Knox County, Illinois *
1502. Lake County, Illinois *
1503. Lake Villa township, Illinois *
1504. LaSalle County, Illinois *
1505. Lee County, Illinois *
1506. Leyden township, Illinois *
1507. Libertyville township, Illinois *
1508. Lisle township, Illinois *
1509. Livingston County, Illinois *
1510. Lockport township, Illinois *
1511. Lombard village, Illinois *
1512. Lyons township, Illinois *
1513. Macon County, Illinois *
1514. Macoupin County, Illinois *
1515. Madison County, Illinois *
1516. Maine township, Illinois *
1517. Marion County, Illinois *
1518. McHenry County, Illinois *
1519. McHenry township, Illinois *
1520. McLean County, Illinois *
1521. Milton township, Illinois *
1522. Moline city, Illinois *
1523. Monroe County, Illinois *
1524. Moraine township, Illinois *
1525. Morgan County, Illinois *
1526. Mount Prospect village, Illinois *
1527. Mundelein village, Illinois *
1528. Naperville city, Illinois *
1529. Naperville township, Illinois *
1530. New Lenox township, Illinois *
1531. New Trier township, Illinois *
1532. Niles township, Illinois *
1533. Normal town, Illinois *
1534. Normal township, Illinois *
1535. Northbrook village, Illinois *
1536. Northfield township, Illinois *
1537. Nunda township, Illinois *
1538. Oak Lawn village, Illinois *
1539. Oak Park township, Illinois *
1540. Oak Park village, Illinois *
1541. Ogle County, Illinois *
1542. Orland Park village, Illinois *
1543. Orland township, Illinois *
1544. Oswego township, Illinois *
1545. Oswego village, Illinois *
1546. Palatine township, Illinois *
1547. Palatine village, Illinois *
1548. Palos township, Illinois *
1549. Park Ridge city, Illinois *
1550. Pekin city, Illinois *
1551. Peoria city, Illinois *
1552. Peoria City township, Illinois *
1553. Peoria County, Illinois *
1554. Plainfield township, Illinois *
1555. Plainfield village, Illinois *
1556. Proviso township, Illinois *
1557. Quincy city, Illinois *
1558. Quincy township, Illinois *
1559. Randolph County, Illinois *
1560. Rich township, Illinois *
1561. Rock Island city, Illinois *
1562. Rock Island County, Illinois *
1563. Rockford city, Illinois *
1564. Rockford township, Illinois *
1565. Romeoville village, Illinois *
1566. Sangamon County, Illinois *
1567. Schaumburg township, Illinois *
1568. Schaumburg village, Illinois *
1569. Shields township, Illinois *
1570. Skokie village, Illinois *
1571. South Moline township, Illinois *
1572. Springfield city, Illinois *
1573. St. Charles city, Illinois *
1574. St. Charles township, Illinois *
1575. St. Clair County, Illinois *
1576. St. Clair township, Illinois *
1577. Stephenson County, Illinois *
1578. Stickney township, Illinois *
1579. Streamwood village, Illinois *
1580. Tazewell County, Illinois *
1581. Thornton township, Illinois *
1582. Tinley Park village, Illinois *
1583. Troy township, Illinois *
1584. Urbana city, Illinois *
1585. Vermilion County, Illinois *
1586. Vernon township, Illinois *
1587. Warren township, Illinois *
1588. Waukegan city, Illinois *
1589. Waukegan township, Illinois *
1590. Wayne township, Illinois *
1591. West Deerfield township, Illinois *
1592. Wheatland township, Illinois *
1593. Wheaton city, Illinois *
1594. Wheeling township, Illinois *
1595. Wheeling village, Illinois *
1596. Whiteside County, Illinois *
1597. Will County, Illinois *
1598. Williamson County, Illinois *
1599. Winfield township, Illinois *
1600. Winnebago County, Illinois *

1601. Wood River township, Illinois *
1602. Woodford County, Illinois *
1603. Woodridge village, Illinois *
1604. Worth township, Illinois *
1605. York township, Illinois *
1606. Alsip village, Illinois
1607. Alton city, Illinois
1608. Alton township, Illinois
1609. Antioch township, Illinois
1610. Antioch village, Illinois
1611. Aux Sable township, Illinois
1612. Barrington township, Illinois
1613. Barrington village, Illinois
1614. Batavia city, Illinois
1615. Beach Park village, Illinois
1616. Bellwood village, Illinois
1617. Belvidere city, Illinois
1618. Belvidere township, Illinois
1619. Bensenville village, Illinois
1620. Benton township, Illinois
1621. Blackberry township, Illinois
1622. Bloomingdale village, Illinois
1623. Blue Island city, Illinois
1624. Bond County, Illinois
1625. Bourbonnais village, Illinois
1626. Bradley village, Illinois
1627. Bridgeview village, Illinois
1628. Brookfield village, Illinois
1629. Bruce township, Illinois
1630. Burbank city, Illinois
1631. Burr Ridge village, Illinois
1632. Cahokia village, Illinois
1633. Calumet township, Illinois
1634. Campton Hills village, Illinois
1635. Campton township, Illinois
1636. Canton city, Illinois
1637. Canton township, Illinois
1638. Carbondale city, Illinois
1639. Carbondale township, Illinois
1640. Carroll County, Illinois
1641. Cary village, Illinois
1642. Cass County, Illinois
1643. Centralia city, Illinois
1644. Centralia township, Illinois
1645. Centreville township, Illinois
1646. Champaign township, Illinois
1647. Channahon township, Illinois
1648. Channahon village, Illinois
1649. Charleston city, Illinois
1650. Charleston township, Illinois
1651. Chatham village, Illinois
1652. Cherry Valley township, Illinois
1653. Chicago Heights city, Illinois
1654. Chicago Ridge village, Illinois
1655. Clark County, Illinois
1656. Clay County, Illinois
1657. Collinsville city, Illinois
1658. Coloma township, Illinois
1659. Columbia city, Illinois
1660. Cortland township, Illinois
1661. Country Club Hills city, Illinois
1662. Crawford County, Illinois
1663. Crest Hill city, Illinois
1664. Crestwood village, Illinois
1665. Crete township, Illinois
1666. Cuba township, Illinois
1667. Cumberland County, Illinois
1668. Danville township, Illinois
1669. Darien city, Illinois
1670. De Witt County, Illinois
1671. Deerfield village, Illinois
1672. Dixon city, Illinois
1673. Dixon township, Illinois
1674. Dolton village, Illinois
1675. Dorr township, Illinois
1676. Douglas County, Illinois
1677. Douglas township, Illinois
1678. East Moline city, Illinois
1679. East Peoria city, Illinois
1680. East St. Louis city, Illinois
1681. East St. Louis township, Illinois
1682. Edgar County, Illinois
1683. Edwardsville city, Illinois
1684. Effingham city, Illinois
1685. Elmwood Park village, Illinois
1686. Evergreen Park village, Illinois
1687. Fairview Heights city, Illinois
1688. Fayette County, Illinois
1689. Flagg township, Illinois
1690. Fondulac township, Illinois
1691. Ford County, Illinois
1692. Forest Park village, Illinois
1693. Fox Lake village, Illinois
1694. Frankfort village, Illinois
1695. Franklin Park village, Illinois
1696. Freeport city, Illinois
1697. Freeport township, Illinois
1698. Geneva city, Illinois
1699. Geneva township, Illinois
1700. Glen Carbon village, Illinois
1701. Glen Ellyn village, Illinois
1702. Godfrey township, Illinois
1703. Godfrey village, Illinois
1704. Granite City city, Illinois
1705. Granite City township, Illinois
1706. Grant township, Illinois
1707. Grayslake village, Illinois
1708. Greene County, Illinois
1709. Greenwood township, Illinois
1710. Groveland township, Illinois
1711. Hampton township, Illinois
1712. Hancock County, Illinois
1713. Harrisburg township, Illinois
1714. Harvey city, Illinois
1715. Hazel Crest village, Illinois
1716. Herrin city, Illinois
1717. Hickory Hills city, Illinois
1718. Hickory Point township, Illinois
1719. Highland Park city, Illinois
1720. Hinsdale village, Illinois
1721. Homer Glen village, Illinois
1722. Homewood village, Illinois
1723. Huntley village, Illinois
1724. Iroquois County, Illinois
1725. Jacksonville city, Illinois
1726. Jarvis township, Illinois
1727. Jersey County, Illinois
1728. Jo Daviess County, Illinois
1729. Johnson County, Illinois
1730. Justice village, Illinois
1731. Kankakee city, Illinois
1732. Kankakee township, Illinois
1733. Kewanee city, Illinois
1734. La Grange Park village, Illinois
1735. La Grange village, Illinois
1736. Lake Forest city, Illinois
1737. Lake in the Hills village, Illinois
1738. Lake Zurich village, Illinois
1739. Lansing village, Illinois
1740. LaSalle township, Illinois
1741. Lawrence County, Illinois
1742. Lemont township, Illinois
1743. Lemont village, Illinois
1744. Libertyville village, Illinois
1745. Limestone township, Illinois
1746. Lincoln city, Illinois
1747. Lincolnwood village, Illinois
1748. Lindenhurst village, Illinois
1749. Lisle village, Illinois
1750. Little Rock township, Illinois
1751. Lockport city, Illinois
1752. Logan County, Illinois
1753. Long Creek township, Illinois
1754. Loves Park city, Illinois
1755. Lyons village, Illinois
1756. Machesney Park village, Illinois

1757. Macomb city, Illinois
1758. Macomb City township, Illinois
1759. Mahomet township, Illinois
1760. Manhattan township, Illinois
1761. Manteno township, Illinois
1762. Marion city, Illinois
1763. Markham city, Illinois
1764. Marshall County, Illinois
1765. Mason County, Illinois
1766. Massac County, Illinois
1767. Matteson village, Illinois
1768. Mattoon city, Illinois
1769. Mattoon township, Illinois
1770. Maywood village, Illinois
1771. McDonough County, Illinois
1772. McHenry city, Illinois
1773. Medina township, Illinois
1774. Melrose Park village, Illinois
1775. Menard County, Illinois
1776. Mercer County, Illinois
1777. Midlothian village, Illinois
1778. Minooka village, Illinois
1779. Mokena village, Illinois
1780. Moline township, Illinois
1781. Monee township, Illinois
1782. Montgomery County, Illinois
1783. Montgomery village, Illinois
1784. Morris city, Illinois
1785. Morton Grove village, Illinois
1786. Morton township, Illinois
1787. Morton village, Illinois
1788. Moultrie County, Illinois
1789. Mount Vernon city, Illinois
1790. Mount Vernon township, Illinois
1791. Nameoki township, Illinois
1792. New Lenox village, Illinois
1793. Newell township, Illinois
1794. Niles village, Illinois
1795. Norridge village, Illinois
1796. North Aurora village, Illinois
1797. North Chicago city, Illinois
1798. Northlake city, Illinois
1799. Norwood Park township, Illinois
1800. O'Fallon city, Illinois
1801. O'Fallon township, Illinois
1802. Oak Forest city, Illinois
1803. Ottawa city, Illinois
1804. Ottawa township, Illinois
1805. Palos Heights city, Illinois
1806. Palos Hills city, Illinois
1807. Park Forest village, Illinois
1808. Pekin township, Illinois
1809. Perry County, Illinois
1810. Peru township, Illinois
1811. Piatt County, Illinois
1812. Pike County, Illinois
1813. Plano city, Illinois
1814. Pontiac city, Illinois
1815. Pontiac township, Illinois
1816. Prospect Heights city, Illinois
1817. Rantoul township, Illinois
1818. Rantoul village, Illinois
1819. Richland County, Illinois
1820. Richton Park village, Illinois
1821. River Forest township, Illinois
1822. River Forest village, Illinois
1823. Riverdale village, Illinois
1824. Riverside township, Illinois
1825. Rock Island township, Illinois
1826. Rockton township, Illinois
1827. Rolling Meadows city, Illinois
1828. Roscoe township, Illinois
1829. Roscoe village, Illinois
1830. Roselle village, Illinois
1831. Round Lake Beach village, Illinois
1832. Round Lake village, Illinois
1833. Rutland township, Illinois
1834. Saline County, Illinois
1835. Sauk Village village, Illinois
1836. Schiller Park village, Illinois
1837. Shelby County, Illinois
1838. Shiloh Valley township, Illinois
1839. Shiloh village, Illinois
1840. Shorewood village, Illinois
1841. South Elgin village, Illinois
1842. South Holland village, Illinois
1843. South Rock Island township, Illinois
1844. Sterling city, Illinois
1845. Sterling township, Illinois
1846. Streator city, Illinois
1847. Sugar Grove township, Illinois
1848. Summit village, Illinois
1849. Swansea village, Illinois
1850. Sycamore city, Illinois
1851. Sycamore township, Illinois
1852. Taylorville city, Illinois
1853. Taylorville township, Illinois
1854. Troy city, Illinois
1855. Union County, Illinois
1856. Vernon Hills village, Illinois
1857. Villa Park village, Illinois
1858. Wabash County, Illinois
1859. Warren County, Illinois
1860. Warrenville city, Illinois
1861. Washington city, Illinois
1862. Washington County, Illinois
1863. Washington township, Illinois
1864. Waterloo city, Illinois
1865. Wauconda township, Illinois
1866. Wauconda village, Illinois
1867. Wayne County, Illinois
1868. West Chicago city, Illinois
1869. Westchester village, Illinois
1870. Western Springs village, Illinois
1871. Westmont village, Illinois
1872. White County, Illinois
1873. Wilmette village, Illinois
1874. Winnetka village, Illinois
1875. Wood Dale city, Illinois
1876. Wood River city, Illinois
1877. Woodside township, Illinois
1878. Woodstock city, Illinois
1879. Worth village, Illinois
1880. Yorkville city, Illinois
1881. Zion city, Illinois
1882. Zion township, Illinois
1883. Aboite township, Indiana *
1884. Adams County, Indiana *
1885. Adams township, Indiana *
1886. Allen County, Indiana *
1887. Anderson city, Indiana *
1888. Anderson township, Indiana *
1889. Bartholomew County, Indiana *
1890. Bloomington city, Indiana *
1891. Bloomington township, Indiana *
1892. Boone County, Indiana *
1893. Calumet township, Indiana *
1894. Carmel city, Indiana *
1895. Cass County, Indiana *
1896. Center township, Indiana *
1897. Center township, Indiana *
1898. Center township, Indiana *
1899. Center township, Indiana *
1900. Center township, Indiana *
1901. Center township, Indiana *
1902. Clark County, Indiana *
1903. Clay township, Indiana *
1904. Clay township, Indiana *
1905. Clinton County, Indiana *
1906. Columbus city, Indiana *
1907. Columbus township, Indiana *
1908. Concord township, Indiana *
1909. Crown Point city, Indiana *
1910. Daviess County, Indiana *
1911. Dearborn County, Indiana *
1912. Decatur township, Indiana *

1913. DeKalb County, Indiana *	1966. Miami County, Indiana *	2013. Wayne County, Indiana *
1914. Delaware County, Indiana *	1967. Michigan City city, Indiana *	2014. Wayne township, Indiana *
1915. Delaware township, Indiana *	1968. Mishawaka city, Indiana *	2015. Wayne township, Indiana *
1916. Dubois County, Indiana *	1969. Monroe County, Indiana *	2016. Wayne township, Indiana *
1917. Elkhart city, Indiana *	1970. Montgomery County, Indiana *	2017. Wea township, Indiana *
1918. Elkhart County, Indiana *	1971. Morgan County, Indiana *	2018. West Lafayette city, Indiana *
1919. Elkhart township, Indiana *	1972. Muncie city, Indiana *	2019. Westfield city, Indiana *
1920. Evansville city, Indiana *	1973. New Albany city, Indiana *	2020. White River township, Indiana *
1921. Fairfield township, Indiana *	1974. New Albany township, Indiana *	2021. Whitley County, Indiana *
1922. Fall Creek township, Indiana *	1975. Noble County, Indiana *	2022. Addison township, Indiana
1923. Fishers city, Indiana *	1976. Noblesville city, Indiana *	2023. Auburn city, Indiana
1924. Floyd County, Indiana *	1977. Noblesville township, Indiana *	2024. Avon town, Indiana
1925. Fort Wayne city, Indiana *	1978. North township, Indiana *	2025. Bainbridge township, Indiana
1926. Franklin township, Indiana *	1979. Ohio township, Indiana *	2026. Baugo township, Indiana
1927. Gary city, Indiana *	1980. Penn township, Indiana *	2027. Bedford city, Indiana
1928. Gibson County, Indiana *	1981. Perry township, Indiana *	2028. Beech Grove city, Indiana
1929. Goshen city, Indiana *	1982. Perry township, Indiana *	2029. Blackford County, Indiana
1930. Grant County, Indiana *	1983. Perry township, Indiana *	2030. Bluffton city, Indiana
1931. Greene County, Indiana *	1984. Pike township, Indiana *	2031. Boon township, Indiana
1932. Greenwood city, Indiana *	1985. Plainfield town, Indiana *	2032. Brown County, Indiana
1933. Guilford township, Indiana *	1986. Pleasant township, Indiana *	2033. Brown township, Indiana
1934. Hamilton County, Indiana *	1987. Portage city, Indiana *	2034. Brown township, Indiana
1935. Hammond city, Indiana *	1988. Portage township, Indiana *	2035. Brownsburg town, Indiana
1936. Hancock County, Indiana *	1989. Portage township, Indiana *	2036. Carroll County, Indiana
1937. Harrison County, Indiana *	1990. Porter County, Indiana *	2037. Cedar Creek township, Indiana
1938. Harrison township, Indiana *	1991. Putnam County, Indiana *	2038. Cedar Creek township, Indiana
1939. Hendricks County, Indiana *	1992. Richmond city, Indiana *	2039. Cedar Lake town, Indiana
1940. Henry County, Indiana *	1993. Ross township, Indiana *	2040. Center township, Indiana
1941. Hobart township, Indiana *	1994. Shelby County, Indiana *	2041. Center township, Indiana
1942. Howard County, Indiana *	1995. South Bend city, Indiana *	2042. Center township, Indiana
1943. Huntington County, Indiana *	1996. St. John township, Indiana *	2043. Center township, Indiana
1944. Jackson County, Indiana *	1997. St. Joseph County, Indiana *	2044. Center township, Indiana
1945. Jasper County, Indiana *	1998. St. Joseph township, Indiana *	2045. Center township, Indiana
1946. Jefferson County, Indiana *	1999. Steuben County, Indiana *	2046. Centre township, Indiana
1947. Jeffersonville city, Indiana *	2000. Terre Haute city, Indiana *	2047. Charlestown township, Indiana
1948. Jeffersonville township, Indiana *	2001. Tippecanoe County, Indiana *	2048. Chesterton town, Indiana
1949. Johnson County, Indiana *	2002. Valparaiso city, Indiana *	2049. Clarksville town, Indiana
1950. Knight township, Indiana *	2003. Vanderburgh County, Indiana *	2050. Clarksville town, Indiana
1951. Knox County, Indiana *	2004. Vigo County, Indiana *	2051. Clay County, Indiana
1952. Kokomo city, Indiana *	2005. Wabash County, Indiana *	2052. Cleveland township, Indiana
1953. Kosciusko County, Indiana *	2006. Wabash township, Indiana *	2053. Columbia township, Indiana
1954. Lafayette city, Indiana *	2007. Warren township, Indiana *	2054. Connersville city, Indiana
1955. LaGrange County, Indiana *	2008. Warrick County, Indiana *	2055. Connersville township, Indiana
1956. Lake County, Indiana *	2009. Washington township, Indiana *	2056. Coolspring township, Indiana
1957. LaPorte County, Indiana *	2010. Washington township, Indiana *	2057. Crawford County, Indiana
1958. Lawrence city, Indiana *	2011. Washington township, Indiana *	2058. Crawfordsville city, Indiana
1959. Lawrence County, Indiana *	2012. Washington township, Indiana *	2059. Danville town, Indiana
1960. Lawrence township, Indiana *		2060. Decatur County, Indiana
1961. Lincoln township, Indiana *		2061. Dyer town, Indiana
1962. Madison County, Indiana *		2062. East Chicago city, Indiana
1963. Marion County / Indianapolis city, Indiana *		2063. Eel township, Indiana
1964. Marshall County, Indiana *		2064. Fall Creek township, Indiana
1965. Merrillville town, Indiana *		2065. Fayette County, Indiana

2066.	Fountain County, Indiana	2119.	Peru city, Indiana	2174.	Cerro Gordo County, Iowa *
2067.	Frankfort city, Indiana	2120.	Peru township, Indiana	2175.	Clinton County, Iowa *
2068.	Franklin city, Indiana	2121.	Pigeon township, Indiana	2176.	Council Bluffs city, Iowa *
2069.	Franklin County, Indiana	2122.	Pike County, Indiana	2177.	Dallas County, Iowa *
2070.	Franklin township, Indiana	2123.	Pipe Creek township, Indiana	2178.	Davenport city, Iowa *
2071.	Fulton County, Indiana	2124.	Pleasant township, Indiana	2179.	Des Moines city, Iowa *
2072.	Georgetown township, Indiana	2125.	Posey County, Indiana	2180.	Des Moines County, Iowa *
2073.	Greencastle city, Indiana	2126.	Pulaski County, Indiana	2181.	Dubuque city, Iowa *
2074.	Greencastle township, Indiana	2127.	Randolph County, Indiana	2182.	Dubuque County, Iowa *
2075.	Greenfield city, Indiana	2128.	Richland township, Indiana	2183.	Iowa City city, Iowa *
2076.	Greensburg city, Indiana	2129.	Ripley County, Indiana	2184.	Jasper County, Iowa *
2077.	Griffith town, Indiana	2130.	Rush County, Indiana	2185.	Johnson County, Iowa *
2078.	Hanover township, Indiana	2131.	Schererville town, Indiana	2186.	Lee County, Iowa *
2079.	Harris township, Indiana	2132.	Scott County, Indiana	2187.	Linn County, Iowa *
2080.	Harrison township, Indiana	2133.	Seymour city, Indiana	2188.	Marion city, Iowa *
2081.	Henry township, Indiana	2134.	Shawswick township, Indiana	2189.	Marion County, Iowa *
2082.	Highland town, Indiana	2135.	Shelbyville city, Indiana	2190.	Marshall County, Iowa *
2083.	Hobart city, Indiana	2136.	Silver Creek township, Indiana	2191.	Muscatine County, Iowa *
2084.	Honey Creek township, Indiana	2137.	Speedway town, Indiana	2192.	Polk County, Iowa *
2085.	Huntington city, Indiana	2138.	Spencer County, Indiana	2193.	Pottawattamie County, Iowa *
2086.	Huntington township, Indiana	2139.	St. John town, Indiana	2194.	Scott County, Iowa *
2087.	Jackson township, Indiana	2140.	Starke County, Indiana	2195.	Sioux City city, Iowa *
2088.	Jackson township, Indiana	2141.	Sugar Creek township, Indiana	2196.	Sioux County, Iowa *
2089.	Jasper city, Indiana	2142.	Sullivan County, Indiana	2197.	Story County, Iowa *
2090.	Jay County, Indiana	2143.	Switzerland County, Indiana	2198.	Urbandale city, Iowa *
2091.	Jefferson township, Indiana	2144.	Tipton County, Indiana	2199.	Wapello County, Iowa *
2092.	Jennings County, Indiana	2145.	Troy township, Indiana	2200.	Warren County, Iowa *
2093.	Keener township, Indiana	2146.	Union township, Indiana	2201.	Waterloo city, Iowa *
2094.	La Porte city, Indiana	2147.	Union township, Indiana	2202.	Webster County, Iowa *
2095.	Lake Station city, Indiana	2148.	Van Buren township, Indiana	2203.	West Des Moines city, Iowa *
2096.	Lawrenceburg township, Indiana	2149.	Vermillion County, Indiana	2204.	Woodbury County, Iowa *
2097.	Lebanon city, Indiana	2150.	Vernon township, Indiana	2205.	Allamakee County, Iowa
2098.	Logansport city, Indiana	2151.	Vincennes city, Indiana	2206.	Altoona city, Iowa
2099.	Lost Creek township, Indiana	2152.	Vincennes township, Indiana	2207.	Appanoose County, Iowa
2100.	Madison city, Indiana	2153.	Warsaw city, Indiana	2208.	Benton County, Iowa
2101.	Madison township, Indiana	2154.	Washington city, Indiana	2209.	Boone city, Iowa
2102.	Marion city, Indiana	2155.	Washington County, Indiana	2210.	Boone County, Iowa
2103.	Martin County, Indiana	2156.	Washington township, Indiana	2211.	Bremer County, Iowa
2104.	Martinsville city, Indiana	2157.	Washington township, Indiana	2212.	Buchanan County, Iowa
2105.	Michigan township, Indiana	2158.	Washington township, Indiana	2213.	Buena Vista County, Iowa
2106.	Mill township, Indiana	2159.	Washington township, Indiana	2214.	Burlington city, Iowa
2107.	Munster town, Indiana	2160.	Wayne township, Indiana	2215.	Butler County, Iowa
2108.	New Castle city, Indiana	2161.	Wayne township, Indiana	2216.	Carroll County, Iowa
2109.	New Haven city, Indiana	2162.	Wells County, Indiana	2217.	Cass County, Iowa
2110.	Newton County, Indiana	2163.	Westchester township, Indiana	2218.	Cedar County, Iowa
2111.	Noble township, Indiana	2164.	White County, Indiana	2219.	Cherokee County, Iowa
2112.	Orange County, Indiana	2165.	Winfield township, Indiana	2220.	Chickasaw County, Iowa
2113.	Osolo township, Indiana	2166.	Yorktown town, Indiana	2221.	Clay County, Iowa
2114.	Owen County, Indiana	2167.	Zionsville town, Indiana	2222.	Clayton County, Iowa
2115.	Parke County, Indiana	2168.	Ames city, Iowa *	2223.	Clinton city, Iowa
2116.	Patoka township, Indiana	2169.	Ankeny city, Iowa *	2224.	Clive city, Iowa
2117.	Perry County, Indiana	2170.	Bettendorf city, Iowa *	2225.	Coralville city, Iowa
2118.	Perry township, Indiana	2171.	Black Hawk County, Iowa *	2226.	Crawford County, Iowa
		2172.	Cedar Falls city, Iowa *	2227.	Delaware County, Iowa
		2173.	Cedar Rapids city, Iowa *	2228.	Dickinson County, Iowa

- 2229. Fairfield city, Iowa
- 2230. Fayette County, Iowa
- 2231. Floyd County, Iowa
- 2232. Fort Dodge city, Iowa
- 2233. Fort Madison city, Iowa
- 2234. Franklin County, Iowa
- 2235. Grimes city, Iowa
- 2236. Grundy County, Iowa
- 2237. Guthrie County, Iowa
- 2238. Hamilton County, Iowa
- 2239. Hancock County, Iowa
- 2240. Hardin County, Iowa
- 2241. Harrison County, Iowa
- 2242. Henry County, Iowa
- 2243. Indianola city, Iowa
- 2244. Iowa County, Iowa
- 2245. Jackson County, Iowa
- 2246. Jefferson County, Iowa
- 2247. Johnston city, Iowa
- 2248. Jones County, Iowa
- 2249. Keokuk city, Iowa
- 2250. Keokuk County, Iowa
- 2251. Kossuth County, Iowa
- 2252. Le Mars city, Iowa
- 2253. Louisa County, Iowa
- 2254. Lyon County, Iowa
- 2255. Madison County, Iowa
- 2256. Mahaska County, Iowa
- 2257. Marshalltown city, Iowa
- 2258. Mason City city, Iowa
- 2259. Mills County, Iowa
- 2260. Mitchell County, Iowa
- 2261. Muscatine city, Iowa
- 2262. Newton city, Iowa
- 2263. North Liberty city, Iowa
- 2264. Norwalk city, Iowa
- 2265. O'Brien County, Iowa
- 2266. Oskaloosa city, Iowa
- 2267. Ottumwa city, Iowa
- 2268. Page County, Iowa
- 2269. Pella city, Iowa
- 2270. Pleasant Hill city, Iowa
- 2271. Plymouth County, Iowa
- 2272. Poweshiek County, Iowa
- 2273. Shelby County, Iowa
- 2274. Spencer city, Iowa
- 2275. Storm Lake city, Iowa
- 2276. Tama County, Iowa
- 2277. Union County, Iowa
- 2278. Washington County, Iowa
- 2279. Waukee city, Iowa
- 2280. Waverly city, Iowa
- 2281. Winnebago County, Iowa
- 2282. Winneshiek County, Iowa
- 2283. Wright County, Iowa
- 2284. Butler County, Kansas *
- 2285. Cowley County, Kansas *
- 2286. Crawford County, Kansas *
- 2287. Douglas County, Kansas *
- 2288. Finney County, Kansas *
- 2289. Ford County, Kansas *
- 2290. Geary County, Kansas *
- 2291. Harvey County, Kansas *
- 2292. Hutchinson city, Kansas *
- 2293. Johnson County, Kansas *
- 2294. Kansas City city, Kansas *
- 2295. Lawrence city, Kansas *
- 2296. Leavenworth city, Kansas *
- 2297. Leavenworth County, Kansas *
- 2298. Leawood city, Kansas *
- 2299. Lenexa city, Kansas *
- 2300. Lyon County, Kansas *
- 2301. Manhattan city, Kansas *
- 2302. Miami County, Kansas *
- 2303. Montgomery County, Kansas *
- 2304. Olathe city, Kansas *
- 2305. Overland Park city, Kansas *
- 2306. Reno County, Kansas *
- 2307. Riley County, Kansas *
- 2308. Salina city, Kansas *
- 2309. Saline County, Kansas *
- 2310. Sedgwick County, Kansas *
- 2311. Shawnee city, Kansas *
- 2312. Shawnee County, Kansas *
- 2313. Topeka city, Kansas *
- 2314. Wichita city, Kansas *
- 2315. Allen County, Kansas
- 2316. Andover city, Kansas
- 2317. Arkansas City city, Kansas
- 2318. Atchison city, Kansas
- 2319. Atchison County, Kansas
- 2320. Barton County, Kansas
- 2321. Bourbon County, Kansas
- 2322. Bruno township, Kansas
- 2323. Cherokee County, Kansas
- 2324. Derby city, Kansas
- 2325. Dickinson County, Kansas
- 2326. Dodge City city, Kansas
- 2327. El Dorado city, Kansas
- 2328. Ellis County, Kansas
- 2329. Emporia city, Kansas
- 2330. Fairmount township, Kansas
- 2331. Franklin County, Kansas
- 2332. Garden City city, Kansas
- 2333. Gardner city, Kansas
- 2334. Great Bend city, Kansas
- 2335. Hays city, Kansas
- 2336. Haysville city, Kansas
- 2337. Jackson County, Kansas
- 2338. Jefferson County, Kansas
- 2339. Junction City city, Kansas
- 2340. Labette County, Kansas
- 2341. Lansing city, Kansas
- 2342. Liberal city, Kansas
- 2343. Madison township, Kansas
- 2344. Marion County, Kansas
- 2345. McPherson city, Kansas
- 2346. McPherson County, Kansas
- 2347. Merriam city, Kansas
- 2348. Nemaha County, Kansas
- 2349. Neosho County, Kansas
- 2350. Newton city, Kansas
- 2351. Osage County, Kansas
- 2352. Ottawa city, Kansas
- 2353. Pittsburg city, Kansas
- 2354. Pottawatomie County, Kansas
- 2355. Prairie Village city, Kansas
- 2356. Riverside township, Kansas
- 2357. Rockford township, Kansas
- 2358. Seward County, Kansas
- 2359. Soldier township, Kansas
- 2360. Sumner County, Kansas
- 2361. Winfield city, Kansas
- 2362. Barren County, Kentucky *
- 2363. Boone County, Kentucky *
- 2364. Bowling Green city, Kentucky *
- 2365. Boyd County, Kentucky *
- 2366. Boyle County, Kentucky *
- 2367. Bullitt County, Kentucky *
- 2368. Calloway County, Kentucky *
- 2369. Campbell County, Kentucky *
- 2370. Christian County, Kentucky *
- 2371. Clark County, Kentucky *
- 2372. Covington city, Kentucky *
- 2373. Daviess County, Kentucky *
- 2374. Elizabethtown city, Kentucky *
- 2375. Florence city, Kentucky *
- 2376. Floyd County, Kentucky *
- 2377. Franklin County, Kentucky *
- 2378. Georgetown city, Kentucky *
- 2379. Graves County, Kentucky *
- 2380. Greenup County, Kentucky *
- 2381. Hardin County, Kentucky *
- 2382. Henderson County, Kentucky *
- 2383. Hopkins County, Kentucky *
- 2384. Hopkinsville city, Kentucky *
- 2385. Jessamine County, Kentucky *
- 2386. Kenton County, Kentucky *
- 2387. Knox County, Kentucky *
- 2388. Laurel County, Kentucky *

2389.	Lexington-Fayette urban county, Kentucky *	2438.	Harrison County, Kentucky	2491.	Washington County, Kentucky
2390.	Louisville/Jefferson County metro government, Kentucky *	2439.	Hart County, Kentucky	2492.	Wayne County, Kentucky
2391.	Madison County, Kentucky *	2440.	Henderson city, Kentucky	2493.	Webster County, Kentucky
2392.	Marshall County, Kentucky *	2441.	Henry County, Kentucky	2494.	Winchester city, Kentucky
2393.	McCracken County, Kentucky *	2442.	Independence city, Kentucky	2495.	Woodford County, Kentucky
2394.	Muhlenberg County, Kentucky *	2443.	Jackson County, Kentucky	2496.	Acadia Parish, Louisiana *
2395.	Nelson County, Kentucky *	2444.	Jeffersontown city, Kentucky	2497.	Alexandria city, Louisiana *
2396.	Nicholasville city, Kentucky *	2445.	Johnson County, Kentucky	2498.	Ascension Parish, Louisiana *
2397.	Oldham County, Kentucky *	2446.	Knott County, Kentucky	2499.	Avoyelles Parish, Louisiana *
2398.	Owensboro city, Kentucky *	2447.	Larue County, Kentucky	2500.	Baton Rouge city, Louisiana *
2399.	Pike County, Kentucky *	2448.	Lawrence County, Kentucky	2501.	Beauregard Parish, Louisiana *
2400.	Pulaski County, Kentucky *	2449.	Lawrenceburg city, Kentucky	2502.	Bossier City city, Louisiana *
2401.	Richmond city, Kentucky *	2450.	Letcher County, Kentucky	2503.	Bossier Parish, Louisiana *
2402.	Scott County, Kentucky *	2451.	Lewis County, Kentucky	2504.	Caddo Parish, Louisiana *
2403.	Shelby County, Kentucky *	2452.	Lincoln County, Kentucky	2505.	Calcasieu Parish, Louisiana *
2404.	Warren County, Kentucky *	2453.	Logan County, Kentucky	2506.	East Baton Rouge Parish, Louisiana *
2405.	Whitley County, Kentucky *	2454.	Lyndon city, Kentucky	2507.	Evangeline Parish, Louisiana *
2406.	Adair County, Kentucky	2455.	Madisonville city, Kentucky	2508.	Iberia Parish, Louisiana *
2407.	Allen County, Kentucky	2456.	Magoffin County, Kentucky	2509.	Iberville Parish, Louisiana *
2408.	Anderson County, Kentucky	2457.	Marion County, Kentucky	2510.	Jefferson Davis Parish, Louisiana *
2409.	Ashland city, Kentucky	2458.	Martin County, Kentucky	2511.	Jefferson Parish, Louisiana *
2410.	Bardstown city, Kentucky	2459.	Mason County, Kentucky	2512.	Kenner city, Louisiana *
2411.	Bath County, Kentucky	2460.	McCreary County, Kentucky	2513.	Lafayette city, Louisiana *
2412.	Bell County, Kentucky	2461.	Meade County, Kentucky	2514.	Lafayette Parish, Louisiana *
2413.	Berea city, Kentucky	2462.	Mercer County, Kentucky	2515.	Lafourche Parish, Louisiana *
2414.	Bourbon County, Kentucky	2463.	Metcalfe County, Kentucky	2516.	Lake Charles city, Louisiana *
2415.	Breathitt County, Kentucky	2464.	Monroe County, Kentucky	2517.	Lincoln Parish, Louisiana *
2416.	Breckinridge County, Kentucky	2465.	Montgomery County, Kentucky	2518.	Livingston Parish, Louisiana *
2417.	Butler County, Kentucky	2466.	Morgan County, Kentucky	2519.	Monroe city, Louisiana *
2418.	Caldwell County, Kentucky	2467.	Mount Washington city, Kentucky	2520.	Natchitoches Parish, Louisiana *
2419.	Campbellsville city, Kentucky	2468.	Murray city, Kentucky	2521.	New Orleans city / Orleans Parish, Louisiana *
2420.	Carroll County, Kentucky	2469.	Newport city, Kentucky	2522.	Ouachita Parish, Louisiana *
2421.	Carter County, Kentucky	2470.	Ohio County, Kentucky	2523.	Rapides Parish, Louisiana *
2422.	Casey County, Kentucky	2471.	Owen County, Kentucky	2524.	Shreveport city, Louisiana *
2423.	Clay County, Kentucky	2472.	Paducah city, Kentucky	2525.	St. Bernard Parish, Louisiana *
2424.	Clinton County, Kentucky	2473.	Pendleton County, Kentucky	2526.	St. Charles Parish, Louisiana *
2425.	Danville city, Kentucky	2474.	Perry County, Kentucky	2527.	St. John the Baptist Parish, Louisiana *
2426.	Edmonson County, Kentucky	2475.	Powell County, Kentucky	2528.	St. Landry Parish, Louisiana *
2427.	Erlanger city, Kentucky	2476.	Radcliff city, Kentucky	2529.	St. Martin Parish, Louisiana *
2428.	Estill County, Kentucky	2477.	Rockcastle County, Kentucky	2530.	St. Mary Parish, Louisiana *
2429.	Fleming County, Kentucky	2478.	Rowan County, Kentucky	2531.	St. Tammany Parish, Louisiana *
2430.	Fort Thomas city, Kentucky	2479.	Russell County, Kentucky	2532.	Tangipahoa Parish, Louisiana *
2431.	Frankfort city, Kentucky	2480.	Shelbyville city, Kentucky	2533.	Terrebonne Parish, Louisiana *
2432.	Garrard County, Kentucky	2481.	Shepherdsville city, Kentucky	2534.	Vermilion Parish, Louisiana *
2433.	Glasgow city, Kentucky	2482.	Shively city, Kentucky	2535.	Vernon Parish, Louisiana *
2434.	Grant County, Kentucky	2483.	Simpson County, Kentucky		
2435.	Grayson County, Kentucky	2484.	Somerset city, Kentucky		
2436.	Green County, Kentucky	2485.	Spencer County, Kentucky		
2437.	Harlan County, Kentucky	2486.	St. Matthews city, Kentucky		
		2487.	Taylor County, Kentucky		
		2488.	Todd County, Kentucky		
		2489.	Trigg County, Kentucky		
		2490.	Union County, Kentucky		

2536. Washington Parish, Louisiana *
 2537. Webster Parish, Louisiana *
 2538. Abbeville city, Louisiana
 2539. Allen Parish, Louisiana
 2540. Assumption Parish, Louisiana
 2541. Baker city, Louisiana
 2542. Bastrop city, Louisiana
 2543. Bienville Parish, Louisiana
 2544. Bogalusa city, Louisiana
 2545. Broussard city, Louisiana
 2546. Central city, Louisiana
 2547. Claiborne Parish, Louisiana
 2548. Concordia Parish, Louisiana
 2549. Covington city, Louisiana
 2550. Crowley city, Louisiana
 2551. De Soto Parish, Louisiana
 2552. DeRidder city, Louisiana
 2553. East Feliciana Parish, Louisiana
 2554. Franklin Parish, Louisiana
 2555. Gonzales city, Louisiana
 2556. Grant Parish, Louisiana
 2557. Gretna city, Louisiana
 2558. Hammond city, Louisiana
 2559. Jackson Parish, Louisiana
 2560. LaSalle Parish, Louisiana
 2561. Madison Parish, Louisiana
 2562. Mandeville city, Louisiana
 2563. Minden city, Louisiana
 2564. Morehouse Parish, Louisiana
 2565. Morgan City city, Louisiana
 2566. Natchitoches city, Louisiana
 2567. New Iberia city, Louisiana
 2568. Opelousas city, Louisiana
 2569. Pineville city, Louisiana
 2570. Plaquemines Parish, Louisiana
 2571. Pointe Coupee Parish, Louisiana
 2572. Richland Parish, Louisiana
 2573. Ruston city, Louisiana
 2574. Sabine Parish, Louisiana
 2575. Slidell city, Louisiana
 2576. St. Helena Parish, Louisiana
 2577. St. James Parish, Louisiana
 2578. Sulphur city, Louisiana
 2579. Thibodaux city, Louisiana
 2580. Union Parish, Louisiana
 2581. West Baton Rouge Parish, Louisiana
 2582. West Carroll Parish, Louisiana
 2583. West Feliciana Parish, Louisiana
 2584. West Monroe city, Louisiana
 2585. Winn Parish, Louisiana
 2586. Youngsville city, Louisiana
 2587. Zachary city, Louisiana
 2588. Androscoggin County, Maine *
 2589. Aroostook County, Maine *
 2590. Bangor city, Maine *
 2591. Cumberland County, Maine *
 2592. Franklin County, Maine *
 2593. Hancock County, Maine *
 2594. Kennebec County, Maine *
 2595. Knox County, Maine *
 2596. Lewiston city, Maine *
 2597. Lincoln County, Maine *
 2598. Oxford County, Maine *
 2599. Penobscot County, Maine *
 2600. Portland city, Maine *
 2601. Sagadahoc County, Maine *
 2602. Somerset County, Maine *
 2603. Waldo County, Maine *
 2604. Washington County, Maine *
 2605. York County, Maine *
 2606. Auburn city, Maine
 2607. Augusta city, Maine
 2608. Biddeford city, Maine
 2609. Brunswick town, Maine
 2610. Falmouth town, Maine
 2611. Gorham town, Maine
 2612. Kennebunk town, Maine
 2613. Orono town, Maine
 2614. Piscataquis County, Maine
 2615. Saco city, Maine
 2616. Sanford city, Maine
 2617. Scarborough town, Maine
 2618. South Portland city, Maine
 2619. Standish town, Maine
 2620. Waterville city, Maine
 2621. Wells town, Maine
 2622. Westbrook city, Maine
 2623. Windham town, Maine
 2624. York town, Maine
 2625. Allegany County, Maryland *
 2626. Annapolis city, Maryland *
 2627. Anne Arundel County, Maryland *
 2628. Baltimore city, Maryland *
 2629. Baltimore County, Maryland *
 2630. Bowie city, Maryland *
 2631. Calvert County, Maryland *
 2632. Caroline County, Maryland *
 2633. Carroll County, Maryland *
 2634. Cecil County, Maryland *
 2635. Charles County, Maryland *
 2636. College Park city, Maryland *
 2637. Dorchester County, Maryland *
 2638. Frederick city, Maryland *
 2639. Frederick County, Maryland *
 2640. Gaithersburg city, Maryland *
 2641. Hagerstown city, Maryland *
 2642. Harford County, Maryland *
 2643. Howard County, Maryland *
 2644. Montgomery County, Maryland *
 2645. Prince George's County, Maryland *
 2646. Queen Anne's County, Maryland *
 2647. Rockville city, Maryland *
 2648. Salisbury city, Maryland *
 2649. St. Mary's County, Maryland *
 2650. Talbot County, Maryland *
 2651. Washington County, Maryland *
 2652. Wicomico County, Maryland *
 2653. Worcester County, Maryland *
 2654. Aberdeen city, Maryland
 2655. Bel Air town, Maryland
 2656. Cambridge city, Maryland
 2657. Cumberland city, Maryland
 2658. Easton town, Maryland
 2659. Elkton town, Maryland
 2660. Garrett County, Maryland
 2661. Greenbelt city, Maryland
 2662. Havre de Grace city, Maryland
 2663. Hyattsville city, Maryland
 2664. Kent County, Maryland
 2665. Laurel city, Maryland
 2666. New Carrollton city, Maryland
 2667. Somerset County, Maryland
 2668. Takoma Park city, Maryland
 2669. Westminster city, Maryland
 2670. Amherst town, Massachusetts *
 2671. Andover town, Massachusetts *
 2672. Arlington town, Massachusetts *
 2673. Attleboro city, Massachusetts *
 2674. Barnstable County, Massachusetts *
 2675. Barnstable Town city, Massachusetts *
 2676. Beverly city, Massachusetts *
 2677. Billerica town, Massachusetts *
 2678. Boston city, Massachusetts *
 2679. Braintree Town city, Massachusetts *

2680.	Bristol County, Massachusetts *	2712.	North Andover town, Massachusetts *	2749.	Charlton town, Massachusetts
2681.	Brockton city, Massachusetts *	2713.	Peabody city, Massachusetts *	2750.	Clinton town, Massachusetts
2682.	Brookline town, Massachusetts *	2714.	Pittsfield city, Massachusetts *	2751.	Concord town, Massachusetts
2683.	Cambridge city, Massachusetts *	2715.	Plymouth County, Massachusetts *	2752.	Danvers town, Massachusetts
2684.	Chelmsford town, Massachusetts *	2716.	Plymouth town, Massachusetts *	2753.	Dedham town, Massachusetts
2685.	Chelsea city, Massachusetts *	2717.	Quincy city, Massachusetts *	2754.	Dennis town, Massachusetts
2686.	Chicopee city, Massachusetts *	2718.	Randolph Town city, Massachusetts *	2755.	Dudley town, Massachusetts
2687.	Dartmouth town, Massachusetts *	2719.	Revere city, Massachusetts *	2756.	Dukes County, Massachusetts
2688.	Dracut town, Massachusetts *	2720.	Salem city, Massachusetts *	2757.	Duxbury town, Massachusetts
2689.	Everett city, Massachusetts *	2721.	Shrewsbury town, Massachusetts *	2758.	East Bridgewater town, Massachusetts
2690.	Fall River city, Massachusetts *	2722.	Somerville city, Massachusetts *	2759.	East Longmeadow town, Massachusetts
2691.	Falmouth town, Massachusetts *	2723.	Springfield city, Massachusetts *	2760.	Easthampton Town city, Massachusetts
2692.	Fitchburg city, Massachusetts *	2724.	Taunton city, Massachusetts *	2761.	Easton town, Massachusetts
2693.	Framingham city, Massachusetts *	2725.	Tewksbury town, Massachusetts *	2762.	Fairhaven town, Massachusetts
2694.	Franklin Town city, Massachusetts *	2726.	Waltham city, Massachusetts *	2763.	Foxborough town, Massachusetts
2695.	Gloucester city, Massachusetts *	2727.	Watertown Town city, Massachusetts *	2764.	Gardner city, Massachusetts
2696.	Haverhill city, Massachusetts *	2728.	Westfield city, Massachusetts *	2765.	Grafton town, Massachusetts
2697.	Holyoke city, Massachusetts *	2729.	Weymouth Town city, Massachusetts *	2766.	Greenfield Town city, Massachusetts
2698.	Lawrence city, Massachusetts *	2730.	Woburn city, Massachusetts *	2767.	Groton town, Massachusetts
2699.	Leominster city, Massachusetts *	2731.	Worcester city, Massachusetts *	2768.	Hanover town, Massachusetts
2700.	Lexington town, Massachusetts *	2732.	Abington town, Massachusetts	2769.	Hanson town, Massachusetts
2701.	Lowell city, Massachusetts *	2733.	Acton town, Massachusetts	2770.	Harwich town, Massachusetts
2702.	Lynn city, Massachusetts *	2734.	Acushnet town, Massachusetts	2771.	Hingham town, Massachusetts
2703.	Malden city, Massachusetts *	2735.	Agawam Town city, Massachusetts	2772.	Holbrook town, Massachusetts
2704.	Marlborough city, Massachusetts *	2736.	Amesbury Town city, Massachusetts	2773.	Holden town, Massachusetts
2705.	Medford city, Massachusetts *	2737.	Ashland town, Massachusetts	2774.	Holliston town, Massachusetts
2706.	Methuen Town city, Massachusetts *	2738.	Athol town, Massachusetts	2775.	Hopkinton town, Massachusetts
2707.	Natick town, Massachusetts *	2739.	Auburn town, Massachusetts	2776.	Hudson town, Massachusetts
2708.	Needham town, Massachusetts *	2740.	Bedford town, Massachusetts	2777.	Hull town, Massachusetts
2709.	New Bedford city, Massachusetts *	2741.	Belchertown town, Massachusetts	2778.	Ipswich town, Massachusetts
2710.	Newton city, Massachusetts *	2742.	Bellingham town, Massachusetts	2779.	Kingston town, Massachusetts
2711.	Norfolk County, Massachusetts *	2743.	Belmont town, Massachusetts	2780.	Lakeville town, Massachusetts
		2744.	Bourne town, Massachusetts	2781.	Leicester town, Massachusetts
		2745.	Bridgewater Town city, Massachusetts	2782.	Littleton town, Massachusetts
		2746.	Burlington town, Massachusetts	2783.	Longmeadow town, Massachusetts
		2747.	Canton town, Massachusetts	2784.	Ludlow town, Massachusetts
		2748.	Carver town, Massachusetts	2785.	Lunenburg town, Massachusetts
				2786.	Lynnfield town, Massachusetts
				2787.	Mansfield town, Massachusetts
				2788.	Marblehead town, Massachusetts
				2789.	Marshfield town, Massachusetts
				2790.	Mashpee town, Massachusetts
				2791.	Maynard town, Massachusetts

2792. Medfield town, Massachusetts	2831. Stoughton town, Massachusetts	2869. Canton charter township, Michigan *
2793. Medway town, Massachusetts	2832. Sudbury town, Massachusetts	2870. Cass County, Michigan *
2794. Melrose city, Massachusetts	2833. Swampscott town, Massachusetts	2871. Chesterfield township, Michigan *
2795. Middleborough town, Massachusetts	2834. Swansea town, Massachusetts	2872. Chippewa County, Michigan *
2796. Middleton town, Massachusetts	2835. Tyngsborough town, Massachusetts	2873. Clare County, Michigan *
2797. Milford town, Massachusetts	2836. Uxbridge town, Massachusetts	2874. Clinton charter township, Michigan *
2798. Millbury town, Massachusetts	2837. Wakefield town, Massachusetts	2875. Clinton County, Michigan *
2799. Milton town, Massachusetts	2838. Walpole town, Massachusetts	2876. Commerce charter township, Michigan *
2800. Nantucket town, Massachusetts	2839. Wareham town, Massachusetts	2877. Dearborn city, Michigan *
2801. Newburyport city, Massachusetts	2840. Wayland town, Massachusetts	2878. Dearborn Heights city, Michigan *
2802. Norfolk town, Massachusetts	2841. Webster town, Massachusetts	2879. Delta charter township, Michigan *
2803. North Adams city, Massachusetts	2842. Wellesley town, Massachusetts	2880. Delta County, Michigan *
2804. North Attleborough town, Massachusetts	2843. West Springfield Town city, Massachusetts	2881. Detroit city, Michigan *
2805. North Reading town, Massachusetts	2844. Westborough town, Massachusetts	2882. East Lansing city, Michigan *
2806. Northampton city, Massachusetts	2845. Westford town, Massachusetts	2883. Eastpointe city, Michigan *
2807. Northborough town, Massachusetts	2846. Weston town, Massachusetts	2884. Eaton County, Michigan *
2808. Northbridge town, Massachusetts	2847. Westport town, Massachusetts	2885. Emmet County, Michigan *
2809. Norton town, Massachusetts	2848. Westwood town, Massachusetts	2886. Farmington Hills city, Michigan *
2810. Norwell town, Massachusetts	2849. Whitman town, Massachusetts	2887. Flint charter township, Michigan *
2811. Norwood town, Massachusetts	2850. Wilbraham town, Massachusetts	2888. Flint city, Michigan *
2812. Oxford town, Massachusetts	2851. Wilmington town, Massachusetts	2889. Genesee County, Michigan *
2813. Palmer Town city, Massachusetts	2852. Winchendon town, Massachusetts	2890. Georgetown charter township, Michigan *
2814. Pembroke town, Massachusetts	2853. Winchester town, Massachusetts	2891. Grand Blanc charter township, Michigan *
2815. Pepperell town, Massachusetts	2854. Winthrop Town city, Massachusetts	2892. Grand Rapids city, Michigan *
2816. Raynham town, Massachusetts	2855. Wrentham town, Massachusetts	2893. Grand Traverse County, Michigan *
2817. Reading town, Massachusetts	2856. Yarmouth town, Massachusetts	2894. Gratiot County, Michigan *
2818. Rehoboth town, Massachusetts	2857. Allegan County, Michigan *	2895. Hillsdale County, Michigan *
2819. Rockland town, Massachusetts	2858. Ann Arbor city, Michigan *	2896. Holland charter township, Michigan *
2820. Sandwich town, Massachusetts	2859. Barry County, Michigan *	2897. Holland city, Michigan *
2821. Saugus town, Massachusetts	2860. Battle Creek city, Michigan *	2898. Houghton County, Michigan *
2822. Scituate town, Massachusetts	2861. Bay City city, Michigan *	2899. Huron County, Michigan *
2823. Seekonk town, Massachusetts	2862. Bay County, Michigan *	2900. Independence charter township, Michigan *
2824. Sharon town, Massachusetts	2863. Bedford township, Michigan *	2901. Ingham County, Michigan *
2825. Somerset town, Massachusetts	2864. Berrien County, Michigan *	2902. Ionia County, Michigan *
2826. South Hadley town, Massachusetts	2865. Bloomfield charter township, Michigan *	2903. Isabella County, Michigan *
2827. Southborough town, Massachusetts	2866. Branch County, Michigan *	2904. Jackson city, Michigan *
2828. Southbridge Town city, Massachusetts	2867. Brownstown charter township, Michigan *	2905. Jackson County, Michigan *
2829. Spencer town, Massachusetts	2868. Calhoun County, Michigan *	2906. Kalamazoo city, Michigan *
2830. Stoneham town, Massachusetts		2907. Kalamazoo County, Michigan *
		2908. Kent County, Michigan *
		2909. Kentwood city, Michigan *

- 2910. Lansing city, Michigan *
- 2911. Lapeer County, Michigan *
- 2912. Lenawee County, Michigan *
- 2913. Lincoln Park city, Michigan *
- 2914. Livingston County, Michigan *
- 2915. Livonia city, Michigan *
- 2916. Macomb County, Michigan *
- 2917. Macomb township, Michigan *
- 2918. Marquette County, Michigan *
- 2919. Mecosta County, Michigan *
- 2920. Meridian charter township, Michigan *
- 2921. Midland city, Michigan *
- 2922. Midland County, Michigan *
- 2923. Monroe County, Michigan *
- 2924. Montcalm County, Michigan *
- 2925. Muskegon city, Michigan *
- 2926. Muskegon County, Michigan *
- 2927. Newaygo County, Michigan *
- 2928. Novi city, Michigan *
- 2929. Oakland County, Michigan *
- 2930. Orion charter township, Michigan *
- 2931. Ottawa County, Michigan *
- 2932. Pittsfield charter township, Michigan *
- 2933. Plainfield charter township, Michigan *
- 2934. Pontiac city, Michigan *
- 2935. Portage city, Michigan *
- 2936. Redford charter township, Michigan *
- 2937. Rochester Hills city, Michigan *
- 2938. Roseville city, Michigan *
- 2939. Royal Oak city, Michigan *
- 2940. Saginaw charter township, Michigan *
- 2941. Saginaw city, Michigan *
- 2942. Saginaw County, Michigan *
- 2943. Sanilac County, Michigan *
- 2944. Shelby charter township, Michigan *
- 2945. Shiawassee County, Michigan *
- 2946. Southfield city, Michigan *
- 2947. St. Clair County, Michigan *
- 2948. St. Clair Shores city, Michigan *
- 2949. St. Joseph County, Michigan *
- 2950. Sterling Heights city, Michigan *
- 2951. Taylor city, Michigan *
- 2952. Troy city, Michigan *
- 2953. Tuscola County, Michigan *
- 2954. Van Buren County, Michigan *
- 2955. Warren city, Michigan *
- 2956. Washtenaw County, Michigan *
- 2957. Waterford charter township, Michigan *
- 2958. Wayne County, Michigan *
- 2959. West Bloomfield charter township, Michigan *
- 2960. Westland city, Michigan *
- 2961. Wexford County, Michigan *
- 2962. White Lake charter township, Michigan *
- 2963. Wyoming city, Michigan *
- 2964. Ypsilanti charter township, Michigan *
- 2965. Ada township, Michigan
- 2966. Adrian city, Michigan
- 2967. Alcona County, Michigan
- 2968. Algoma township, Michigan
- 2969. Allen Park city, Michigan
- 2970. Allendale charter township, Michigan
- 2971. Alpena County, Michigan
- 2972. Alpine township, Michigan
- 2973. Antrim County, Michigan
- 2974. Antwerp township, Michigan
- 2975. Arenac County, Michigan
- 2976. Auburn Hills city, Michigan
- 2977. Bangor charter township, Michigan
- 2978. Bath charter township, Michigan
- 2979. Benton charter township, Michigan
- 2980. Benzie County, Michigan
- 2981. Berkley city, Michigan
- 2982. Beverly Hills village, Michigan
- 2983. Big Rapids city, Michigan
- 2984. Birmingham city, Michigan
- 2985. Blackman charter township, Michigan
- 2986. Brandon charter township, Michigan
- 2987. Brighton township, Michigan
- 2988. Burton city, Michigan
- 2989. Byron township, Michigan
- 2990. Cadillac city, Michigan
- 2991. Caledonia township, Michigan
- 2992. Cannon township, Michigan
- 2993. Cascade charter township, Michigan
- 2994. Charlevoix County, Michigan
- 2995. Cheboygan County, Michigan
- 2996. Clawson city, Michigan
- 2997. Coldwater city, Michigan
- 2998. Comstock charter township, Michigan
- 2999. Cooper charter township, Michigan
- 3000. Crawford County, Michigan
- 3001. Davison township, Michigan
- 3002. Delhi charter township, Michigan
- 3003. DeWitt charter township, Michigan
- 3004. Dickinson County, Michigan
- 3005. East Bay township, Michigan
- 3006. East Grand Rapids city, Michigan
- 3007. Egelston township, Michigan
- 3008. Emmett charter township, Michigan
- 3009. Escanaba city, Michigan
- 3010. Farmington city, Michigan
- 3011. Fenton charter township, Michigan
- 3012. Fenton city, Michigan
- 3013. Ferndale city, Michigan
- 3014. Flat Rock city, Michigan
- 3015. Flushing charter township, Michigan
- 3016. Fort Gratiot charter township, Michigan
- 3017. Fraser city, Michigan
- 3018. Frenchtown township, Michigan
- 3019. Fruitport charter township, Michigan
- 3020. Gaines charter township, Michigan
- 3021. Garden City city, Michigan
- 3022. Garfield charter township, Michigan
- 3023. Genesee charter township, Michigan
- 3024. Genoa township, Michigan
- 3025. Gladwin County, Michigan
- 3026. Gogebic County, Michigan
- 3027. Grand Haven charter township, Michigan
- 3028. Grand Haven city, Michigan
- 3029. Grand Rapids charter township, Michigan
- 3030. Grandville city, Michigan

- 3031. Green Oak township, Michigan
- 3032. Grosse Ile township, Michigan
- 3033. Grosse Pointe Park city, Michigan
- 3034. Grosse Pointe Woods city, Michigan
- 3035. Hamburg township, Michigan
- 3036. Hamtramck city, Michigan
- 3037. Harper Woods city, Michigan
- 3038. Harrison charter township, Michigan
- 3039. Hartland township, Michigan
- 3040. Hazel Park city, Michigan
- 3041. Highland charter township, Michigan
- 3042. Highland Park city, Michigan
- 3043. Holly township, Michigan
- 3044. Huron charter township, Michigan
- 3045. Inkster city, Michigan
- 3046. Ionia city, Michigan
- 3047. Iosco County, Michigan
- 3048. Iron County, Michigan
- 3049. Kalamazoo charter township, Michigan
- 3050. Kalkaska County, Michigan
- 3051. Lake County, Michigan
- 3052. Leelanau County, Michigan
- 3053. Lenox township, Michigan
- 3054. Leoni township, Michigan
- 3055. Lincoln charter township, Michigan
- 3056. Lyon charter township, Michigan
- 3057. Mackinac County, Michigan
- 3058. Madison Heights city, Michigan
- 3059. Manistee County, Michigan
- 3060. Marion township, Michigan
- 3061. Marquette city, Michigan
- 3062. Mason County, Michigan
- 3063. Melvindale city, Michigan
- 3064. Menominee County, Michigan
- 3065. Milford charter township, Michigan
- 3066. Missaukee County, Michigan
- 3067. Monitor charter township, Michigan
- 3068. Monroe charter township, Michigan
- 3069. Monroe city, Michigan
- 3070. Mount Clemens city, Michigan
- 3071. Mount Morris township, Michigan
- 3072. Mount Pleasant city, Michigan
- 3073. Mundy township, Michigan
- 3074. Muskegon charter township, Michigan
- 3075. Muskegon Heights city, Michigan
- 3076. New Baltimore city, Michigan
- 3077. Niles city, Michigan
- 3078. Niles township, Michigan
- 3079. Northville township, Michigan
- 3080. Norton Shores city, Michigan
- 3081. Oak Park city, Michigan
- 3082. Oakland charter township, Michigan
- 3083. Oceana County, Michigan
- 3084. Oceola township, Michigan
- 3085. Ogemaw County, Michigan
- 3086. Osceola County, Michigan
- 3087. Oshtemo charter township, Michigan
- 3088. Otsego County, Michigan
- 3089. Owosso city, Michigan
- 3090. Oxford charter township, Michigan
- 3091. Park township, Michigan
- 3092. Plymouth charter township, Michigan
- 3093. Port Huron charter township, Michigan
- 3094. Port Huron city, Michigan
- 3095. Presque Isle County, Michigan
- 3096. Riverview city, Michigan
- 3097. Rochester city, Michigan
- 3098. Romulus city, Michigan
- 3099. Roscommon County, Michigan
- 3100. Sault Ste. Marie city, Michigan
- 3101. Scio township, Michigan
- 3102. South Lyon city, Michigan
- 3103. Southfield township, Michigan
- 3104. Southgate city, Michigan
- 3105. Spring Lake township, Michigan
- 3106. Springfield charter township, Michigan
- 3107. Sturgis city, Michigan
- 3108. Summit township, Michigan
- 3109. Superior charter township, Michigan
- 3110. Texas charter township, Michigan
- 3111. Thomas township, Michigan
- 3112. Traverse City city, Michigan
- 3113. Trenton city, Michigan
- 3114. Tyrone township, Michigan
- 3115. Union charter township, Michigan
- 3116. Van Buren charter township, Michigan
- 3117. Vienna charter township, Michigan
- 3118. Walker city, Michigan
- 3119. Washington township, Michigan
- 3120. Wayne city, Michigan
- 3121. Wixom city, Michigan
- 3122. Woodhaven city, Michigan
- 3123. Wyandotte city, Michigan
- 3124. Ypsilanti city, Michigan
- 3125. Zeeland charter township, Michigan
- 3126. Andover city, Minnesota *
- 3127. Anoka County, Minnesota *
- 3128. Apple Valley city, Minnesota *
- 3129. Becker County, Minnesota *
- 3130. Beltrami County, Minnesota *
- 3131. Benton County, Minnesota *
- 3132. Blaine city, Minnesota *
- 3133. Bloomington city, Minnesota *
- 3134. Blue Earth County, Minnesota *
- 3135. Brooklyn Center city, Minnesota *
- 3136. Brooklyn Park city, Minnesota *
- 3137. Burnsville city, Minnesota *
- 3138. Carlton County, Minnesota *
- 3139. Carver County, Minnesota *
- 3140. Chisago County, Minnesota *
- 3141. Clay County, Minnesota *
- 3142. Coon Rapids city, Minnesota *
- 3143. Cottage Grove city, Minnesota *
- 3144. Crow Wing County, Minnesota *
- 3145. Dakota County, Minnesota *
- 3146. Douglas County, Minnesota *
- 3147. Duluth city, Minnesota *
- 3148. Eagan city, Minnesota *
- 3149. Eden Prairie city, Minnesota *
- 3150. Edina city, Minnesota *
- 3151. Freeborn County, Minnesota *
- 3152. Goodhue County, Minnesota *
- 3153. Hennepin County, Minnesota *

3154. Inver Grove Heights city, Minnesota *
3155. Isanti County, Minnesota *
3156. Itasca County, Minnesota *
3157. Kandiyohi County, Minnesota *
3158. Lakeville city, Minnesota *
3159. Mankato city, Minnesota *
3160. Maple Grove city, Minnesota *
3161. Maplewood city, Minnesota *
3162. McLeod County, Minnesota *
3163. Minneapolis city, Minnesota *
3164. Minnetonka city, Minnesota *
3165. Moorhead city, Minnesota *
3166. Morrison County, Minnesota *
3167. Mower County, Minnesota *
3168. Nicollet County, Minnesota *
3169. Olmsted County, Minnesota *
3170. Otter Tail County, Minnesota *
3171. Plymouth city, Minnesota *
3172. Polk County, Minnesota *
3173. Ramsey County, Minnesota *
3174. Rice County, Minnesota *
3175. Richfield city, Minnesota *
3176. Rochester city, Minnesota *
3177. Roseville city, Minnesota *
3178. Savage city, Minnesota *
3179. Scott County, Minnesota *
3180. Shakopee city, Minnesota *
3181. Sherburne County, Minnesota *
3182. St. Cloud city, Minnesota *
3183. St. Louis County, Minnesota *
3184. St. Louis Park city, Minnesota *
3185. St. Paul city, Minnesota *
3186. Stearns County, Minnesota *
3187. Steele County, Minnesota *
3188. Washington County, Minnesota *
3189. Winona County, Minnesota *
3190. Woodbury city, Minnesota *
3191. Wright County, Minnesota *
3192. Aitkin County, Minnesota
3193. Albert Lea city, Minnesota
3194. Alexandria city, Minnesota
3195. Anoka city, Minnesota
3196. Arden Hills city, Minnesota
3197. Austin city, Minnesota
3198. Bemidji city, Minnesota
3199. Big Lake city, Minnesota
3200. Brainerd city, Minnesota
3201. Brown County, Minnesota
3202. Buffalo city, Minnesota
3203. Cass County, Minnesota
3204. Champlin city, Minnesota
3205. Chanhassen city, Minnesota
3206. Chaska city, Minnesota
3207. Chippewa County, Minnesota
3208. Cloquet city, Minnesota
3209. Columbia Heights city, Minnesota
3210. Cottonwood County, Minnesota
3211. Crystal city, Minnesota
3212. Dodge County, Minnesota
3213. East Bethel city, Minnesota
3214. Elk River city, Minnesota
3215. Fairmont city, Minnesota
3216. Faribault city, Minnesota
3217. Faribault County, Minnesota
3218. Farmington city, Minnesota
3219. Fergus Falls city, Minnesota
3220. Fillmore County, Minnesota
3221. Forest Lake city, Minnesota
3222. Fridley city, Minnesota
3223. Golden Valley city, Minnesota
3224. Grand Rapids city, Minnesota
3225. Ham Lake city, Minnesota
3226. Hastings city, Minnesota
3227. Hibbing city, Minnesota
3228. Hopkins city, Minnesota
3229. Houston County, Minnesota
3230. Hubbard County, Minnesota
3231. Hugo city, Minnesota
3232. Hutchinson city, Minnesota
3233. Kanabec County, Minnesota
3234. Koochiching County, Minnesota
3235. Lake County, Minnesota
3236. Le Sueur County, Minnesota
3237. Lino Lakes city, Minnesota
3238. Little Canada city, Minnesota
3239. Lyon County, Minnesota
3240. Marshall city, Minnesota
3241. Martin County, Minnesota
3242. Meeker County, Minnesota
3243. Mendota Heights city, Minnesota
3244. Mille Lacs County, Minnesota
3245. Monticello city, Minnesota
3246. Mounds View city, Minnesota
3247. New Brighton city, Minnesota
3248. New Hope city, Minnesota
3249. New Ulm city, Minnesota
3250. Nobles County, Minnesota
3251. North Branch city, Minnesota
3252. North Mankato city, Minnesota
3253. North St. Paul city, Minnesota
3254. Northfield city, Minnesota
3255. Oakdale city, Minnesota
3256. Otsego city, Minnesota
3257. Owatonna city, Minnesota
3258. Pennington County, Minnesota
3259. Pine County, Minnesota
3260. Pope County, Minnesota
3261. Prior Lake city, Minnesota
3262. Ramsey city, Minnesota
3263. Red Wing city, Minnesota
3264. Redwood County, Minnesota
3265. Renville County, Minnesota
3266. Robbinsdale city, Minnesota
3267. Rogers city, Minnesota
3268. Roseau County, Minnesota
3269. Rosemount city, Minnesota
3270. Sartell city, Minnesota
3271. Sauk Rapids city, Minnesota
3272. Shoreview city, Minnesota
3273. Sibley County, Minnesota
3274. South St. Paul city, Minnesota
3275. St. Michael city, Minnesota
3276. St. Peter city, Minnesota
3277. Stillwater city, Minnesota
3278. Todd County, Minnesota
3279. Vadnais Heights city, Minnesota
3280. Victoria city, Minnesota
3281. Wabasha County, Minnesota
3282. Waconia city, Minnesota
3283. Wadena County, Minnesota
3284. Waseca County, Minnesota
3285. Watonwan County, Minnesota
3286. West St. Paul city, Minnesota
3287. White Bear Lake city, Minnesota
3288. White Bear township, Minnesota
3289. Willmar city, Minnesota
3290. Winona city, Minnesota
3291. Worthington city, Minnesota
3292. Adams County, Mississippi *
3293. Alcorn County, Mississippi *
3294. Biloxi city, Mississippi *
3295. Bolivar County, Mississippi *
3296. DeSoto County, Mississippi *
3297. Forrest County, Mississippi *
3298. Gulfport city, Mississippi *
3299. Hancock County, Mississippi *
3300. Harrison County, Mississippi *

3301. Hattiesburg city, Mississippi *
 3302. Hinds County, Mississippi *
 3303. Jackson city, Mississippi *
 3304. Jackson County, Mississippi *
 3305. Jones County, Mississippi *
 3306. Lafayette County, Mississippi *
 3307. Lamar County, Mississippi *
 3308. Lauderdale County, Mississippi *
 3309. Lee County, Mississippi *
 3310. Lincoln County, Mississippi *
 3311. Lowndes County, Mississippi *
 3312. Madison County, Mississippi *
 3313. Marshall County, Mississippi *
 3314. Meridian city, Mississippi *
 3315. Monroe County, Mississippi *
 3316. Oktibbeha County, Mississippi *
 3317. Olive Branch city, Mississippi *
 3318. Panola County, Mississippi *
 3319. Pearl River County, Mississippi *
 3320. Pike County, Mississippi *
 3321. Pontotoc County, Mississippi *
 3322. Rankin County, Mississippi *
 3323. Southaven city, Mississippi *
 3324. Tupelo city, Mississippi *
 3325. Warren County, Mississippi *
 3326. Washington County, Mississippi *
 3327. Amite County, Mississippi
 3328. Attala County, Mississippi
 3329. Bay St. Louis city, Mississippi
 3330. Brandon city, Mississippi
 3331. Brookhaven city, Mississippi
 3332. Byram city, Mississippi
 3333. Calhoun County, Mississippi
 3334. Canton city, Mississippi
 3335. Chickasaw County, Mississippi
 3336. Clarke County, Mississippi
 3337. Clarksdale city, Mississippi
 3338. Clay County, Mississippi
 3339. Cleveland city, Mississippi
 3340. Clinton city, Mississippi
 3341. Coahoma County, Mississippi
 3342. Columbus city, Mississippi
 3343. Copiah County, Mississippi
 3344. Corinth city, Mississippi
 3345. Covington County, Mississippi
 3346. D'Iberville city, Mississippi
 3347. Gautier city, Mississippi
 3348. George County, Mississippi
 3349. Greene County, Mississippi
 3350. Greenville city, Mississippi
 3351. Greenwood city, Mississippi
 3352. Grenada city, Mississippi
 3353. Grenada County, Mississippi
 3354. Hernando city, Mississippi
 3355. Holmes County, Mississippi
 3356. Horn Lake city, Mississippi
 3357. Itawamba County, Mississippi
 3358. Jasper County, Mississippi
 3359. Jefferson Davis County, Mississippi
 3360. Laurel city, Mississippi
 3361. Lawrence County, Mississippi
 3362. Leake County, Mississippi
 3363. Leflore County, Mississippi
 3364. Long Beach city, Mississippi
 3365. Madison city, Mississippi
 3366. Marion County, Mississippi
 3367. McComb city, Mississippi
 3368. Moss Point city, Mississippi
 3369. Natchez city, Mississippi
 3370. Neshoba County, Mississippi
 3371. Newton County, Mississippi
 3372. Noxubee County, Mississippi
 3373. Ocean Springs city, Mississippi
 3374. Oxford city, Mississippi
 3375. Pascagoula city, Mississippi
 3376. Pearl city, Mississippi
 3377. Perry County, Mississippi
 3378. Petal city, Mississippi
 3379. Picayune city, Mississippi
 3380. Prentiss County, Mississippi
 3381. Ridgeland city, Mississippi
 3382. Scott County, Mississippi
 3383. Simpson County, Mississippi
 3384. Smith County, Mississippi
 3385. Starkville city, Mississippi
 3386. Stone County, Mississippi
 3387. Sunflower County, Mississippi
 3388. Tallahatchie County, Mississippi
 3389. Tate County, Mississippi
 3390. Tippah County, Mississippi
 3391. Tishomingo County, Mississippi
 3392. Union County, Mississippi
 3393. Vicksburg city, Mississippi
 3394. Walthall County, Mississippi
 3395. Wayne County, Mississippi
 3396. West Point city, Mississippi
 3397. Winston County, Mississippi
 3398. Yalobusha County, Mississippi
 3399. Yazoo City city, Mississippi
 3400. Yazoo County, Mississippi
 3401. Ballwin city, Missouri *
 3402. Barry County, Missouri *
 3403. Blue Springs city, Missouri *
 3404. Boone County, Missouri *
 3405. Buchanan County, Missouri *
 3406. Butler County, Missouri *
 3407. Callaway County, Missouri *
 3408. Camden County, Missouri *
 3409. Cape Girardeau city, Missouri *
 3410. Cape Girardeau County, Missouri *
 3411. Cass County, Missouri *
 3412. Chesterfield city, Missouri *
 3413. Christian County, Missouri *
 3414. Clay County, Missouri *
 3415. Cole County, Missouri *
 3416. Columbia city, Missouri *
 3417. Florissant city, Missouri *
 3418. Franklin County, Missouri *
 3419. Greene County, Missouri *
 3420. Howell County, Missouri *
 3421. Independence city, Missouri *
 3422. Jackson County, Missouri *
 3423. Jasper County, Missouri *
 3424. Jefferson City city, Missouri *
 3425. Jefferson County, Missouri *
 3426. Johnson County, Missouri *
 3427. Joplin city, Missouri *
 3428. Kansas City city, Missouri *
 3429. Laclede County, Missouri *
 3430. Lafayette County, Missouri *
 3431. Lawrence County, Missouri *
 3432. Lee's Summit city, Missouri *
 3433. Liberty city, Missouri *
 3434. Lincoln County, Missouri *
 3435. Newton County, Missouri *
 3436. O'Fallon city, Missouri *
 3437. Pettis County, Missouri *
 3438. Phelps County, Missouri *
 3439. Platte County, Missouri *
 3440. Polk County, Missouri *
 3441. Pulaski County, Missouri *
 3442. Scott County, Missouri *
 3443. Springfield city, Missouri *
 3444. St. Charles city, Missouri *
 3445. St. Charles County, Missouri *

3446. St. Francois County, Missouri *	3496. Harrisonville city, Missouri	3549. Saline County, Missouri
3447. St. Joseph city, Missouri *	3497. Hazelwood city, Missouri	3550. Sedalia city, Missouri
3448. St. Louis city, Missouri *	3498. Henry County, Missouri	3551. Sikeston city, Missouri
3449. St. Louis County, Missouri *	3499. Howard County, Missouri	3552. Smithville city, Missouri
3450. St. Peters city, Missouri *	3500. Independence township, Missouri	3553. St. Ann city, Missouri
3451. Stone County, Missouri *	3501. Iron County, Missouri	3554. Ste. Genevieve County, Missouri
3452. Taney County, Missouri *	3502. Jackson city, Missouri	3555. Stoddard County, Missouri
3453. University City city, Missouri *	3503. Jennings city, Missouri	3556. Texas County, Missouri
3454. Warren County, Missouri *	3504. Kearney city, Missouri	3557. Town and Country city, Missouri
3455. Webster County, Missouri *	3505. Kennett city, Missouri	3558. Troy city, Missouri
3456. Wentzville city, Missouri *	3506. Kirksville city, Missouri	3559. Union city, Missouri
3457. Wildwood city, Missouri *	3507. Kirkwood city, Missouri	3560. Vernon County, Missouri
3458. Adair County, Missouri	3508. Lake St. Louis city, Missouri	3561. Warrensburg city, Missouri
3459. Andrew County, Missouri	3509. Lebanon city, Missouri	3562. Washington city, Missouri
3460. Arnold city, Missouri	3510. Liberty township, Missouri	3563. Washington County, Missouri
3461. Audrain County, Missouri	3511. Linn County, Missouri	3564. Wayne County, Missouri
3462. Barton County, Missouri	3512. Livingston County, Missouri	3565. Webb City city, Missouri
3463. Bates County, Missouri	3513. Macon County, Missouri	3566. Webster Groves city, Missouri
3464. Bellefontaine Neighbors city, Missouri	3514. Madison County, Missouri	3567. West Plains city, Missouri
3465. Belton city, Missouri	3515. Manchester city, Missouri	3568. Wright County, Missouri
3466. Benton County, Missouri	3516. Marion County, Missouri	3569. Billings city, Montana *
3467. Bolivar city, Missouri	3517. Marshall city, Missouri	3570. Bozeman city, Montana *
3468. Bollinger County, Missouri	3518. Maryland Heights city, Missouri	3571. Butte-Silver Bow, Montana *
3469. Branson city, Missouri	3519. Maryville city, Missouri	3572. Cascade County, Montana *
3470. Bridgeton city, Missouri	3520. McDonald County, Missouri	3573. Flathead County, Montana *
3471. Carthage city, Missouri	3521. Mexico city, Missouri	3574. Gallatin County, Montana *
3472. Cedar County, Missouri	3522. Miller County, Missouri	3575. Great Falls city, Montana *
3473. Clayton city, Missouri	3523. Mississippi County, Missouri	3576. Helena city, Montana *
3474. Clinton County, Missouri	3524. Moberly city, Missouri	3577. Lake County, Montana *
3475. Cooper County, Missouri	3525. Moniteau County, Missouri	3578. Lewis and Clark County, Montana *
3476. Crawford County, Missouri	3526. Montgomery County, Missouri	3579. Missoula city, Montana *
3477. Crestwood city, Missouri	3527. Morgan County, Missouri	3580. Missoula County, Montana *
3478. Creve Coeur city, Missouri	3528. Neosho city, Missouri	3581. Ravalli County, Montana *
3479. Dallas County, Missouri	3529. New Madrid County, Missouri	3582. Yellowstone County, Montana *
3480. Dardenne Prairie city, Missouri	3530. Nixa city, Missouri	3583. Big Horn County, Montana
3481. DeKalb County, Missouri	3531. Nodaway County, Missouri	3584. Carbon County, Montana
3482. Dent County, Missouri	3532. Oregon County, Missouri	3585. Custer County, Montana
3483. Douglas County, Missouri	3533. Osage County, Missouri	3586. Fergus County, Montana
3484. Dunklin County, Missouri	3534. Overland city, Missouri	3587. Glacier County, Montana
3485. Eureka city, Missouri	3535. Ozark city, Missouri	3588. Hill County, Montana
3486. Excelsior Springs city, Missouri	3536. Pemiscot County, Missouri	3589. Jefferson County, Montana
3487. Farmington city, Missouri	3537. Perry County, Missouri	3590. Kalispell city, Montana
3488. Ferguson city, Missouri	3538. Pike County, Missouri	3591. Lincoln County, Montana
3489. Festus city, Missouri	3539. Polk township, Missouri	3592. Park County, Montana
3490. Fulton city, Missouri	3540. Poplar Bluff city, Missouri	3593. Richland County, Montana
3491. Gasconade County, Missouri	3541. Ralls County, Missouri	3594. Roosevelt County, Montana
3492. Gladstone city, Missouri	3542. Randolph County, Missouri	3595. Sanders County, Montana
3493. Grain Valley city, Missouri	3543. Ray County, Missouri	3596. Adams County, Nebraska *
3494. Grandview city, Missouri	3544. Raymore city, Missouri	3597. Bellevue city, Nebraska *
3495. Hannibal city, Missouri	3545. Raytown city, Missouri	3598. Buffalo County, Nebraska *
	3546. Republic city, Missouri	3599. Dodge County, Nebraska *
	3547. Ripley County, Missouri	
	3548. Rolla city, Missouri	

3600.	Douglas County, Nebraska *	3652.	Elko city, Nevada	3684.	Keene city, New Hampshire
3601.	Grand Island city, Nebraska *	3653.	Fernley city, Nevada	3685.	Laconia city, New Hampshire
3602.	Hall County, Nebraska *	3654.	Humboldt County, Nevada	3686.	Lebanon city, New Hampshire
3603.	Kearney city, Nebraska *	3655.	Mesquite city, Nevada	3687.	Londonderry town, New Hampshire
3604.	Lancaster County, Nebraska *	3656.	Belknap County, New Hampshire *	3688.	Merrimack town, New Hampshire
3605.	Lincoln city, Nebraska *	3657.	Carroll County, New Hampshire *	3689.	Milford town, New Hampshire
3606.	Lincoln County, Nebraska *	3658.	Cheshire County, New Hampshire *	3690.	Pelham town, New Hampshire
3607.	Madison County, Nebraska *	3659.	Concord city, New Hampshire *	3691.	Portsmouth city, New Hampshire
3608.	Omaha city, Nebraska *	3660.	Coos County, New Hampshire *	3692.	Raymond town, New Hampshire
3609.	Platte County, Nebraska *	3661.	Derry town, New Hampshire *	3693.	Salem town, New Hampshire
3610.	Sarpy County, Nebraska *	3662.	Dover city, New Hampshire *	3694.	Somersworth city, New Hampshire
3611.	Scotts Bluff County, Nebraska *	3663.	Grafton County, New Hampshire *	3695.	Windham town, New Hampshire
3612.	Beatrice city, Nebraska	3664.	Hillsborough County, New Hampshire *	3696.	Atlantic City city, New Jersey *
3613.	Box Butte County, Nebraska	3665.	Manchester city, New Hampshire *	3697.	Atlantic County, New Jersey *
3614.	Cass County, Nebraska	3666.	Merrimack County, New Hampshire *	3698.	Bayonne city, New Jersey *
3615.	Colfax County, Nebraska	3667.	Nashua city, New Hampshire *	3699.	Belleville township, New Jersey *
3616.	Columbus city, Nebraska	3668.	Rochester city, New Hampshire *	3700.	Bergen County, New Jersey *
3617.	Custer County, Nebraska	3669.	Rockingham County, New Hampshire *	3701.	Berkeley township, New Jersey *
3618.	Dakota County, Nebraska	3670.	Strafford County, New Hampshire *	3702.	Bloomfield township, New Jersey *
3619.	Dawson County, Nebraska	3671.	Sullivan County, New Hampshire *	3703.	Brick township, New Jersey *
3620.	Fremont city, Nebraska	3672.	Amherst town, New Hampshire	3704.	Bridgewater township, New Jersey *
3621.	Gage County, Nebraska	3673.	Bedford town, New Hampshire	3705.	Burlington County, New Jersey *
3622.	Hastings city, Nebraska	3674.	Berlin city, New Hampshire	3706.	Camden city, New Jersey *
3623.	Holt County, Nebraska	3675.	Claremont city, New Hampshire	3707.	Camden County, New Jersey *
3624.	La Vista city, Nebraska	3676.	Conway town, New Hampshire	3708.	Cape May County, New Jersey *
3625.	Lexington city, Nebraska	3677.	Durham town, New Hampshire	3709.	Cherry Hill township, New Jersey *
3626.	Norfolk city, Nebraska	3678.	Exeter town, New Hampshire	3710.	City of Orange township, New Jersey *
3627.	North Platte city, Nebraska	3679.	Goffstown town, New Hampshire	3711.	Clifton city, New Jersey *
3628.	Otoe County, Nebraska	3680.	Hampton town, New Hampshire	3712.	Cumberland County, New Jersey *
3629.	Papillion city, Nebraska	3681.	Hanover town, New Hampshire	3713.	Deptford township, New Jersey *
3630.	Red Willow County, Nebraska	3682.	Hooksett town, New Hampshire	3714.	East Brunswick township, New Jersey *
3631.	Saline County, Nebraska	3683.	Hudson town, New Hampshire	3715.	East Orange city, New Jersey *
3632.	Saunders County, Nebraska			3716.	Edison township, New Jersey *
3633.	Scottsbluff city, Nebraska			3717.	Egg Harbor township, New Jersey *
3634.	Seward County, Nebraska				
3635.	South Sioux City city, Nebraska				
3636.	Washington County, Nebraska				
3637.	York County, Nebraska				
3638.	Carson City, Nevada *				
3639.	Clark County, Nevada *				
3640.	Douglas County, Nevada *				
3641.	Elko County, Nevada *				
3642.	Henderson city, Nevada *				
3643.	Las Vegas city, Nevada *				
3644.	Lyon County, Nevada *				
3645.	North Las Vegas city, Nevada *				
3646.	Nye County, Nevada *				
3647.	Reno city, Nevada *				
3648.	Sparks city, Nevada *				
3649.	Washoe County, Nevada *				
3650.	Boulder City city, Nevada				
3651.	Churchill County, Nevada				

3718. Elizabeth city, New Jersey *	3751. Middletown township, New Jersey *	3786. Washington township, New Jersey *
3719. Essex County, New Jersey *	3752. Monmouth County, New Jersey *	3787. Wayne township, New Jersey *
3720. Evesham township, New Jersey *	3753. Monroe township, New Jersey *	3788. West New York town, New Jersey *
3721. Ewing township, New Jersey *	3754. Monroe township, New Jersey *	3789. West Orange township, New Jersey *
3722. Fair Lawn borough, New Jersey *	3755. Montclair township, New Jersey *	3790. Willingboro township, New Jersey *
3723. Fort Lee borough, New Jersey *	3756. Morris County, New Jersey *	3791. Winslow township, New Jersey *
3724. Franklin township, New Jersey *	3757. Mount Laurel township, New Jersey *	3792. Woodbridge township, New Jersey *
3725. Freehold township, New Jersey *	3758. New Brunswick city, New Jersey *	3793. Aberdeen township, New Jersey
3726. Galloway township, New Jersey *	3759. Newark city, New Jersey *	3794. Asbury Park city, New Jersey
3727. Garfield city, New Jersey *	3760. North Bergen township, New Jersey *	3795. Barnegat township, New Jersey
3728. Gloucester County, New Jersey *	3761. North Brunswick township, New Jersey *	3796. Beachwood borough, New Jersey
3729. Gloucester township, New Jersey *	3762. Ocean County, New Jersey *	3797. Bellmawr borough, New Jersey
3730. Hackensack city, New Jersey *	3763. Old Bridge township, New Jersey *	3798. Bergenfield borough, New Jersey
3731. Hamilton township, New Jersey *	3764. Parsippany-Troy Hills township, New Jersey *	3799. Berkeley Heights township, New Jersey
3732. Hillsborough township, New Jersey *	3765. Passaic city, New Jersey *	3800. Bernards township, New Jersey
3733. Hoboken city, New Jersey *	3766. Passaic County, New Jersey *	3801. Bordentown township, New Jersey
3734. Howell township, New Jersey *	3767. Paterson city, New Jersey *	3802. Bound Brook borough, New Jersey
3735. Hudson County, New Jersey *	3768. Pennsauken township, New Jersey *	3803. Branchburg township, New Jersey
3736. Hunterdon County, New Jersey *	3769. Perth Amboy city, New Jersey *	3804. Bridgeton city, New Jersey
3737. Irvington township, New Jersey *	3770. Piscataway township, New Jersey *	3805. Burlington township, New Jersey
3738. Jackson township, New Jersey *	3771. Plainfield city, New Jersey *	3806. Carteret borough, New Jersey
3739. Jersey City city, New Jersey *	3772. Princeton, New Jersey *	3807. Cedar Grove township, New Jersey
3740. Kearny town, New Jersey *	3773. Salem County, New Jersey *	3808. Chatham township, New Jersey
3741. Lakewood township, New Jersey *	3774. Sayreville borough, New Jersey *	3809. Cinnaminson township, New Jersey
3742. Lawrence township, New Jersey *	3775. Somerset County, New Jersey *	3810. Clark township, New Jersey
3743. Linden city, New Jersey *	3776. South Brunswick township, New Jersey *	3811. Cliffside Park borough, New Jersey
3744. Livingston township, New Jersey *	3777. Sussex County, New Jersey *	3812. Clinton township, New Jersey
3745. Long Branch city, New Jersey *	3778. Teaneck township, New Jersey *	3813. Collingswood borough, New Jersey
3746. Manalapan township, New Jersey *	3779. Toms River township, New Jersey *	3814. Cranford township, New Jersey
3747. Manchester township, New Jersey *	3780. Trenton city, New Jersey *	3815. Delran township, New Jersey
3748. Marlboro township, New Jersey *	3781. Union City city, New Jersey *	
3749. Mercer County, New Jersey *	3782. Union County, New Jersey *	
3750. Middlesex County, New Jersey *	3783. Union township, New Jersey *	
	3784. Vineland city, New Jersey *	
	3785. Warren County, New Jersey *	

- 3816. Denville township, New Jersey
- 3817. Dover town, New Jersey
- 3818. Dumont borough, New Jersey
- 3819. East Greenwich township, New Jersey
- 3820. East Hanover township, New Jersey
- 3821. East Windsor township, New Jersey
- 3822. Eatontown borough, New Jersey
- 3823. Edgewater borough, New Jersey
- 3824. Elmwood Park borough, New Jersey
- 3825. Englewood city, New Jersey
- 3826. Fairview borough, New Jersey
- 3827. Florence township, New Jersey
- 3828. Florham Park borough, New Jersey
- 3829. Franklin Lakes borough, New Jersey
- 3830. Franklin township, New Jersey
- 3831. Freehold borough, New Jersey
- 3832. Glassboro borough, New Jersey
- 3833. Glen Rock borough, New Jersey
- 3834. Gloucester City city, New Jersey
- 3835. Guttenberg town, New Jersey
- 3836. Haddon township, New Jersey
- 3837. Haddonfield borough, New Jersey
- 3838. Hamilton township, New Jersey
- 3839. Hammonont town, New Jersey
- 3840. Hanover township, New Jersey
- 3841. Harrison town, New Jersey
- 3842. Harrison township, New Jersey
- 3843. Hasbrouck Heights borough, New Jersey
- 3844. Hawthorne borough, New Jersey
- 3845. Hazlet township, New Jersey
- 3846. Highland Park borough, New Jersey
- 3847. Hillsdale borough, New Jersey
- 3848. Hillside township, New Jersey
- 3849. Holmdel township, New Jersey
- 3850. Hopatcong borough, New Jersey
- 3851. Hopewell township, New Jersey
- 3852. Jefferson township, New Jersey
- 3853. Lacey township, New Jersey
- 3854. Lincoln Park borough, New Jersey
- 3855. Lindenwold borough, New Jersey
- 3856. Little Egg Harbor township, New Jersey
- 3857. Little Falls township, New Jersey
- 3858. Little Ferry borough, New Jersey
- 3859. Lodi borough, New Jersey
- 3860. Lower township, New Jersey
- 3861. Lumberton township, New Jersey
- 3862. Lyndhurst township, New Jersey
- 3863. Madison borough, New Jersey
- 3864. Mahwah township, New Jersey
- 3865. Mantua township, New Jersey
- 3866. Manville borough, New Jersey
- 3867. Maple Shade township, New Jersey
- 3868. Maplewood township, New Jersey
- 3869. Medford township, New Jersey
- 3870. Metuchen borough, New Jersey
- 3871. Middle township, New Jersey
- 3872. Middlesex borough, New Jersey
- 3873. Millburn township, New Jersey
- 3874. Millstone township, New Jersey
- 3875. Millville city, New Jersey
- 3876. Montgomery township, New Jersey
- 3877. Montville township, New Jersey
- 3878. Moorestown township, New Jersey
- 3879. Morris township, New Jersey
- 3880. Morristown town, New Jersey
- 3881. Mount Olive township, New Jersey
- 3882. Neptune township, New Jersey
- 3883. New Milford borough, New Jersey
- 3884. New Providence borough, New Jersey
- 3885. North Arlington borough, New Jersey
- 3886. North Plainfield borough, New Jersey
- 3887. Nutley township, New Jersey
- 3888. Oakland borough, New Jersey
- 3889. Ocean City city, New Jersey
- 3890. Ocean township, New Jersey
- 3891. Palisades Park borough, New Jersey
- 3892. Paramus borough, New Jersey
- 3893. Pemberton township, New Jersey
- 3894. Pennsville township, New Jersey
- 3895. Pequannock township, New Jersey
- 3896. Phillipsburg town, New Jersey
- 3897. Pine Hill borough, New Jersey
- 3898. Plainsboro township, New Jersey
- 3899. Pleasantville city, New Jersey
- 3900. Point Pleasant borough, New Jersey
- 3901. Pompton Lakes borough, New Jersey
- 3902. Rahway city, New Jersey
- 3903. Ramsey borough, New Jersey
- 3904. Randolph township, New Jersey
- 3905. Raritan township, New Jersey
- 3906. Readington township, New Jersey
- 3907. Red Bank borough, New Jersey
- 3908. Ridgefield borough, New Jersey
- 3909. Ridgefield Park village, New Jersey
- 3910. Ridgewood village, New Jersey
- 3911. Ringwood borough, New Jersey
- 3912. River Edge borough, New Jersey
- 3913. Robbinsville township, New Jersey
- 3914. Rockaway township, New Jersey
- 3915. Roselle borough, New Jersey

3916. Roselle Park borough, New Jersey
3917. Roxbury township, New Jersey
3918. Rutherford borough, New Jersey
3919. Saddle Brook township, New Jersey
3920. Scotch Plains township, New Jersey
3921. Secaucus town, New Jersey
3922. Somers Point city, New Jersey
3923. Somerville borough, New Jersey
3924. South Orange Village township, New Jersey
3925. South Plainfield borough, New Jersey
3926. South River borough, New Jersey
3927. Southampton township, New Jersey
3928. Sparta township, New Jersey
3929. Springfield township, New Jersey
3930. Stafford township, New Jersey
3931. Summit city, New Jersey
3932. Tenafly borough, New Jersey
3933. Tinton Falls borough, New Jersey
3934. Totowa borough, New Jersey
3935. Upper township, New Jersey
3936. Vernon township, New Jersey
3937. Verona township, New Jersey
3938. Voorhees township, New Jersey
3939. Waldwick borough, New Jersey
3940. Wall township, New Jersey
3941. Wallington borough, New Jersey
3942. Wanaque borough, New Jersey
3943. Wantage township, New Jersey
3944. Warren township, New Jersey
3945. Washington township, New Jersey
3946. Waterford township, New Jersey
3947. Weehawken township, New Jersey
3948. West Caldwell township, New Jersey
3949. West Deptford township, New Jersey
3950. West Milford township, New Jersey
3951. West Windsor township, New Jersey
3952. Westfield town, New Jersey
3953. Westwood borough, New Jersey
3954. Woodland Park borough, New Jersey
3955. Woolwich township, New Jersey
3956. Wyckoff township, New Jersey
3957. Alamogordo city, New Mexico *
3958. Albuquerque city, New Mexico *
3959. Bernalillo County, New Mexico *
3960. Chaves County, New Mexico *
3961. Clovis city, New Mexico *
3962. Curry County, New Mexico *
3963. Doña Ana County, New Mexico *
3964. Eddy County, New Mexico *
3965. Farmington city, New Mexico *
3966. Hobbs city, New Mexico *
3967. Las Cruces city, New Mexico *
3968. Lea County, New Mexico *
3969. McKinley County, New Mexico *
3970. Otero County, New Mexico *
3971. Rio Arriba County, New Mexico *
3972. Rio Rancho city, New Mexico *
3973. Roswell city, New Mexico *
3974. San Juan County, New Mexico *
3975. Sandoval County, New Mexico *
3976. Santa Fe city, New Mexico *
3977. Santa Fe County, New Mexico *
3978. Taos County, New Mexico *
3979. Valencia County, New Mexico *
3980. Artesia city, New Mexico
3981. Bernalillo town, New Mexico
3982. Carlsbad city, New Mexico
3983. Cibola County, New Mexico
3984. Colfax County, New Mexico
3985. Deming city, New Mexico
3986. Española city, New Mexico
3987. Gallup city, New Mexico
3988. Grant County, New Mexico
3989. Las Vegas city, New Mexico
3990. Lincoln County, New Mexico
3991. Los Alamos County, New Mexico
3992. Los Lunas village, New Mexico
3993. Lovington city, New Mexico
3994. Luna County, New Mexico
3995. Portales city, New Mexico
3996. Roosevelt County, New Mexico
3997. San Miguel County, New Mexico
3998. Sierra County, New Mexico
3999. Socorro County, New Mexico
4000. Sunland Park city, New Mexico
4001. Torrance County, New Mexico
4002. Albany city, New York *
4003. Albany County, New York *
4004. Allegany County, New York *
4005. Amherst town, New York *
4006. Babylon town, New York *
4007. Bethlehem town, New York *
4008. Binghamton city, New York *
4009. Brighton town, New York *
4010. Brookhaven town, New York *
4011. Broome County, New York *
4012. Buffalo city, New York *
4013. Carmel town, New York *
4014. Cattaraugus County, New York *
4015. Cayuga County, New York *
4016. Chautauqua County, New York *
4017. Cheektowaga town, New York *
4018. Chemung County, New York *
4019. Chenango County, New York *
4020. Cicero town, New York *
4021. Clarence town, New York *
4022. Clarkstown town, New York *
4023. Clay town, New York *
4024. Clifton Park town, New York *

4025. Clinton County, New York *
 4026. Colonie town, New York *
 4027. Columbia County, New York *
 4028. Cortland County, New York *
 4029. Cortlandt town, New York *
 4030. Delaware County, New York *
 4031. Dutchess County, New York *
 4032. Eastchester town, New York *
 4033. Erie County, New York *
 4034. Essex County, New York *
 4035. Franklin County, New York *
 4036. Freeport village, New York *
 4037. Fulton County, New York *
 4038. Genesee County, New York *
 4039. Greece town, New York *
 4040. Greenburgh town, New York *
 4041. Greene County, New York *
 4042. Guilderland town, New York *
 4043. Hamburg town, New York *
 4044. Haverstraw town, New York *
 4045. Hempstead town, New York *
 4046. Hempstead village, New York *
 4047. Henrietta town, New York *
 4048. Herkimer County, New York *
 4049. Huntington town, New York *
 4050. Irondequoit town, New York *
 4051. Islip town, New York *
 4052. Ithaca city, New York *
 4053. Jefferson County, New York *
 4054. Lancaster town, New York *
 4055. Livingston County, New York *
 4056. Long Beach city, New York *
 4057. Madison County, New York *
 4058. Manlius town, New York *
 4059. Monroe County, New York *
 4060. Montgomery County, New York *
 4061. Mount Pleasant town, New York *
 4062. Mount Vernon city, New York *
 4063. Nassau County, New York *
 4064. New Rochelle city, New York *
 4065. New York city / Bronx County / Kings County / New York County / Queens County / Richmond County, New York *
 4066. Newburgh town, New York *
 4067. Niagara County, New York *
 4068. Niagara Falls city, New York *
 4069. North Hempstead town, New York *
 4070. North Tonawanda city, New York *
 4071. Oneida County, New York *
 4072. Onondaga County, New York *
 4073. Ontario County, New York *
 4074. Orange County, New York *
 4075. Orangetown town, New York *
 4076. Orleans County, New York *
 4077. Ossining town, New York *
 4078. Oswego County, New York *
 4079. Otsego County, New York *
 4080. Oyster Bay town, New York *
 4081. Penfield town, New York *
 4082. Perinton town, New York *
 4083. Poughkeepsie city, New York *
 4084. Poughkeepsie town, New York *
 4085. Putnam County, New York *
 4086. Ramapo town, New York *
 4087. Rensselaer County, New York *
 4088. Riverhead town, New York *
 4089. Rochester city, New York *
 4090. Rockland County, New York *
 4091. Rome city, New York *
 4092. Rye town, New York *
 4093. Salina town, New York *
 4094. Saratoga County, New York *
 4095. Schenectady city, New York *
 4096. Schenectady County, New York *
 4097. Schoharie County, New York *
 4098. Seneca County, New York *
 4099. Smithtown town, New York *
 4100. Southampton town, New York *
 4101. Spring Valley village, New York *
 4102. St. Lawrence County, New York *
 4103. Steuben County, New York *
 4104. Suffolk County, New York *
 4105. Sullivan County, New York *
 4106. Syracuse city, New York *
 4107. Tioga County, New York *
 4108. Tompkins County, New York *
 4109. Tonawanda town, New York *
 4110. Troy city, New York *
 4111. Ulster County, New York *
 4112. Union town, New York *
 4113. Utica city, New York *
 4114. Valley Stream village, New York *
 4115. Warren County, New York *
 4116. Warwick town, New York *
 4117. Washington County, New York *
 4118. Wayne County, New York *
 4119. Webster town, New York *
 4120. West Seneca town, New York *
 4121. Westchester County, New York *
 4122. White Plains city, New York *
 4123. Wyoming County, New York *
 4124. Yonkers city, New York *
 4125. Yorktown town, New York *
 4126. Amsterdam city, New York *
 4127. Arcadia town, New York *
 4128. Auburn city, New York *
 4129. Aurora town, New York *
 4130. Babylon village, New York *
 4131. Ballston town, New York *
 4132. Batavia city, New York *
 4133. Bath town, New York *
 4134. Beacon city, New York *
 4135. Bedford town, New York *
 4136. Beekman town, New York *
 4137. Blooming Grove town, New York *
 4138. Brunswick town, New York *
 4139. Camillus town, New York *
 4140. Canandaigua city, New York *
 4141. Canandaigua town, New York *
 4142. Canton town, New York *
 4143. Catskill town, New York *
 4144. Chenango town, New York *
 4145. Chester town, New York *
 4146. Chili town, New York *
 4147. Cohoes city, New York *
 4148. Corning city, New York *
 4149. Cornwall town, New York *
 4150. Cortland city, New York *
 4151. De Witt town, New York *
 4152. Depew village, New York *
 4153. Dobbs Ferry village, New York *
 4154. Dryden town, New York *
 4155. Dunkirk city, New York *
 4156. East Fishkill town, New York *

4157. East Greenbush town, New York	4207. Lindenhurst village, New York	4255. Plattsburgh city, New York
4158. East Hampton town, New York	4208. Lloyd town, New York	4256. Plattsburgh town, New York
4159. Elma town, New York	4209. Lockport city, New York	4257. Pomfret town, New York
4160. Elmira city, New York	4210. Lockport town, New York	4258. Port Chester village, New York
4161. Endicott village, New York	4211. Lynbrook village, New York	4259. Potsdam town, New York
4162. Evans town, New York	4212. Lysander town, New York	4260. Putnam Valley town, New York
4163. Fallsburg town, New York	4213. Malone town, New York	4261. Queensbury town, New York
4164. Farmington town, New York	4214. Malta town, New York	4262. Red Hook town, New York
4165. Fishkill town, New York	4215. Mamakating town, New York	4263. Rockville Centre village, New York
4166. Floral Park village, New York	4216. Mamaroneck town, New York	4264. Rotterdam town, New York
4167. Fredonia village, New York	4217. Mamaroneck village, New York	4265. Rye city, New York
4168. Fulton city, New York	4218. Massapequa Park village, New York	4266. Saratoga Springs city, New York
4169. Garden City village, New York	4219. Massena town, New York	4267. Saugerties town, New York
4170. Gates town, New York	4220. Massena village, New York	4268. Scarsdale village / Scarsdale town, New York
4171. Geddes town, New York	4221. Middletown city, New York	4269. Schodack town, New York
4172. Geneseo town, New York	4222. Milton town, New York	4270. Schuyler County, New York
4173. Geneva city, New York	4223. Mineola village, New York	4271. Shawangunk town, New York
4174. German Flatts town, New York	4224. Monroe town, New York	4272. Sleepy Hollow village, New York
4175. Glen Cove city, New York	4225. Montgomery town, New York	4273. Somers town, New York
4176. Glens Falls city, New York	4226. Moreau town, New York	4274. Southeast town, New York
4177. Glenville town, New York	4227. Mount Kisco village / Mount Kisco town, New York	4275. Southold town, New York
4178. Gloversville city, New York	4228. New Castle town, New York	4276. Stony Point town, New York
4179. Goshen town, New York	4229. New Hartford town, New York	4277. Suffern village, New York
4180. Grand Island town, New York	4230. New Paltz town, New York	4278. Sullivan town, New York
4181. Great Neck village, New York	4231. New Windsor town, New York	4279. Sweden town, New York
4182. Halfmoon town, New York	4232. Newburgh city, New York	4280. Tarrytown village, New York
4183. Harrison town, New York	4233. Niskayuna town, New York	4281. Thompson town, New York
4184. Harrison village, New York	4234. North Castle town, New York	4282. Tonawanda city, New York
4185. Haverstraw village, New York	4235. North Greenbush town, New York	4283. Ulster town, New York
4186. Highlands town, New York	4236. Ogdenville town, New York	4284. Van Buren town, New York
4187. Horseheads town, New York	4237. Ogdensburg city, New York	4285. Vestal town, New York
4188. Hyde Park town, New York	4238. Olean city, New York	4286. Victor town, New York
4189. Ithaca town, New York	4239. Oneida city, New York	4287. Wallkill town, New York
4190. Jamestown city, New York	4240. Oneonta city, New York	4288. Wappinger town, New York
4191. Johnson City village, New York	4241. Onondaga town, New York	4289. Watertown city, New York
4192. Kenmore village, New York	4242. Ontario town, New York	4290. Wawarsing town, New York
4193. Kent town, New York	4243. Orchard Park town, New York	4291. West Haverstraw village, New York
4194. Kingsbury town, New York	4244. Ossining village, New York	4292. Westbury village, New York
4195. Kingston city, New York	4245. Oswego city, New York	4293. Wheatfield town, New York
4196. Kirkland town, New York	4246. Owego town, New York	4294. Whitestown town, New York
4197. Kiryas Joel village, New York	4247. Palm Tree town, New York	4295. Wilton town, New York
4198. La Grange town, New York	4248. Parma town, New York	4296. Woodbury town, New York
4199. Lackawanna city, New York	4249. Patchogue village, New York	4297. Woodbury village, New York
4200. Lake Grove village, New York	4250. Patterson town, New York	4298. Yates County, New York
4201. Lancaster village, New York	4251. Peekskill city, New York	4299. Alamance County, North Carolina *
4202. Lansing town, New York	4252. Pelham town, New York	4300. Alexander County, North Carolina *
4203. Le Ray town, New York	4253. Pittsford town, New York	
4204. Lewis County, New York	4254. Plattekill town, New York	
4205. Lewisboro town, New York		
4206. Lewiston town, New York		

4301. Apex town, North Carolina *
4302. Asheville city, North Carolina *
4303. Beaufort County, North Carolina *
4304. Bladen County, North Carolina *
4305. Brunswick County, North Carolina *
4306. Buncombe County, North Carolina *
4307. Burke County, North Carolina *
4308. Burlington city, North Carolina *
4309. Cabarrus County, North Carolina *
4310. Caldwell County, North Carolina *
4311. Carteret County, North Carolina *
4312. Cary town, North Carolina *
4313. Catawba County, North Carolina *
4314. Chapel Hill town, North Carolina *
4315. Charlotte city, North Carolina *
4316. Chatham County, North Carolina *
4317. Cleveland County, North Carolina *
4318. Columbus County, North Carolina *
4319. Concord city, North Carolina *
4320. Cornelius town, North Carolina *
4321. Craven County, North Carolina *
4322. Cumberland County, North Carolina *
4323. Dare County, North Carolina *
4324. Davidson County, North Carolina *
4325. Davie County, North Carolina *
4326. Duplin County, North Carolina *
4327. Durham city, North Carolina *
4328. Durham County, North Carolina *
4329. Edgecombe County, North Carolina *
4330. Fayetteville city, North Carolina *
4331. Forsyth County, North Carolina *
4332. Franklin County, North Carolina *
4333. Fuquay-Varina town, North Carolina *
4334. Garner town, North Carolina *
4335. Gaston County, North Carolina *
4336. Gastonia city, North Carolina *
4337. Goldsboro city, North Carolina *
4338. Granville County, North Carolina *
4339. Greensboro city, North Carolina *
4340. Greenville city, North Carolina *
4341. Guilford County, North Carolina *
4342. Halifax County, North Carolina *
4343. Harnett County, North Carolina *
4344. Haywood County, North Carolina *
4345. Henderson County, North Carolina *
4346. Hickory city, North Carolina *
4347. High Point city, North Carolina *
4348. Hoke County, North Carolina *
4349. Holly Springs town, North Carolina *
4350. Huntersville town, North Carolina *
4351. Indian Trail town, North Carolina *
4352. Iredell County, North Carolina *
4353. Jackson County, North Carolina *
4354. Jacksonville city, North Carolina *
4355. Johnston County, North Carolina *
4356. Kannapolis city, North Carolina *
4357. Lee County, North Carolina *
4358. Lenoir County, North Carolina *
4359. Lincoln County, North Carolina *
4360. Macon County, North Carolina *
4361. Matthews town, North Carolina *
4362. McDowell County, North Carolina *
4363. Mecklenburg County, North Carolina *
4364. Monroe city, North Carolina *
4365. Moore County, North Carolina *
4366. Mooresville town, North Carolina *
4367. Nash County, North Carolina *
4368. New Hanover County, North Carolina *
4369. Onslow County, North Carolina *
4370. Orange County, North Carolina *
4371. Pasquotank County, North Carolina *
4372. Pender County, North Carolina *
4373. Person County, North Carolina *
4374. Pitt County, North Carolina *
4375. Raleigh city, North Carolina *
4376. Randolph County, North Carolina *
4377. Richmond County, North Carolina *
4378. Robeson County, North Carolina *
4379. Rockingham County, North Carolina *
4380. Rocky Mount city, North Carolina *
4381. Rowan County, North Carolina *
4382. Rutherford County, North Carolina *
4383. Salisbury city, North Carolina *
4384. Sampson County, North Carolina *
4385. Sanford city, North Carolina *
4386. Scotland County, North Carolina *
4387. Stanly County, North Carolina *
4388. Stokes County, North Carolina *

4389. Surry County, North Carolina *	4422. Davidson town, North Carolina	4455. Mount Holly city, North Carolina
4390. Transylvania County, North Carolina *	4423. Eden city, North Carolina	4456. New Bern city, North Carolina
4391. Union County, North Carolina *	4424. Elizabeth City city, North Carolina	4457. Newton city, North Carolina
4392. Vance County, North Carolina *	4425. Elon town, North Carolina	4458. Northampton County, North Carolina
4393. Wake County, North Carolina *	4426. Gates County, North Carolina	4459. Pamlico County, North Carolina
4394. Wake Forest town, North Carolina *	4427. Graham city, North Carolina	4460. Perquimans County, North Carolina
4395. Watauga County, North Carolina *	4428. Greene County, North Carolina	4461. Pinehurst village, North Carolina
4396. Wayne County, North Carolina *	4429. Harrisburg town, North Carolina	4462. Polk County, North Carolina
4397. Wilkes County, North Carolina *	4430. Havelock city, North Carolina	4463. Reidsville city, North Carolina
4398. Wilmington city, North Carolina *	4431. Henderson city, North Carolina	4464. Roanoke Rapids city, North Carolina
4399. Wilson city, North Carolina *	4432. Hendersonville city, North Carolina	4465. Shelby city, North Carolina
4400. Wilson County, North Carolina *	4433. Hertford County, North Carolina	4466. Smithfield town, North Carolina
4401. Winston-Salem city, North Carolina *	4434. Hope Mills town, North Carolina	4467. Southern Pines town, North Carolina
4402. Yadkin County, North Carolina *	4435. Kernersville town, North Carolina	4468. Spring Lake town, North Carolina
4403. Albemarle city, North Carolina	4436. Kings Mountain city, North Carolina	4469. Stallings town, North Carolina
4404. Alleghany County, North Carolina	4437. Kinston city, North Carolina	4470. Statesville city, North Carolina
4405. Anson County, North Carolina	4438. Knightdale town, North Carolina	4471. Summerfield town, North Carolina
4406. Archdale city, North Carolina	4439. Laurinburg city, North Carolina	4472. Swain County, North Carolina
4407. Ashe County, North Carolina	4440. Leland town, North Carolina	4473. Tarboro town, North Carolina
4408. Asheboro city, North Carolina	4441. Lenoir city, North Carolina	4474. Thomasville city, North Carolina
4409. Avery County, North Carolina	4442. Lewisville town, North Carolina	4475. Warren County, North Carolina
4410. Belmont city, North Carolina	4443. Lexington city, North Carolina	4476. Washington County, North Carolina
4411. Bertie County, North Carolina	4444. Lincolnton city, North Carolina	4477. Waxhaw town, North Carolina
4412. Boone town, North Carolina	4445. Lumberton city, North Carolina	4478. Waynesville town, North Carolina
4413. Camden County, North Carolina	4446. Madison County, North Carolina	4479. Weddington town, North Carolina
4414. Carrboro town, North Carolina	4447. Martin County, North Carolina	4480. Yancey County, North Carolina
4415. Caswell County, North Carolina	4448. Mebane city, North Carolina	4481. Bismarck city, North Dakota *
4416. Cherokee County, North Carolina	4449. Mint Hill town, North Carolina	4482. Burleigh County, North Dakota *
4417. Chowan County, North Carolina	4450. Mitchell County, North Carolina	4483. Cass County, North Dakota *
4418. Clay County, North Carolina	4451. Montgomery County, North Carolina	4484. Fargo city, North Dakota *
4419. Clayton town, North Carolina	4452. Morganton city, North Carolina	4485. Grand Forks city, North Dakota *
4420. Clemmons village, North Carolina	4453. Morrisville town, North Carolina	4486. Grand Forks County, North Dakota *
4421. Currituck County, North Carolina	4454. Mount Airy city, North Carolina	4487. Minot city, North Dakota *
		4488. Morton County, North Dakota *
		4489. Stark County, North Dakota *

4490. Ward County, North Dakota *	4539. Cuyahoga Falls city, Ohio *	4594. Marion County, Ohio *
4491. West Fargo city, North Dakota *	4540. Darke County, Ohio *	4595. Marion township, Ohio *
4492. Williams County, North Dakota *	4541. Dayton city, Ohio *	4596. Mason city, Ohio *
4493. Barnes County, North Dakota	4542. Deerfield township, Ohio *	4597. Massillon city, Ohio *
4494. Dickinson city, North Dakota	4543. Defiance County, Ohio *	4598. Medina County, Ohio *
4495. Jamestown city, North Dakota	4544. Delaware city, Ohio *	4599. Mentor city, Ohio *
4496. Mandan city, North Dakota	4545. Delaware County, Ohio *	4600. Mercer County, Ohio *
4497. McKenzie County, North Dakota	4546. Dublin city, Ohio *	4601. Miami County, Ohio *
4498. Mountrail County, North Dakota	4547. Elyria city, Ohio *	4602. Miami township, Ohio *
4499. Ramsey County, North Dakota	4548. Erie County, Ohio *	4603. Miami township, Ohio *
4500. Richland County, North Dakota	4549. Euclid city, Ohio *	4604. Middletown city, Ohio *
4501. Rolette County, North Dakota	4550. Fairborn city, Ohio *	4605. Mifflin township, Ohio *
4502. Stutsman County, North Dakota	4551. Fairfield city, Ohio *	4606. Montgomery County, Ohio *
4503. Walsh County, North Dakota	4552. Fairfield County, Ohio *	4607. Morrow County, Ohio *
4504. Williston city, North Dakota	4553. Findlay city, Ohio *	4608. Muskingum County, Ohio *
4505. Akron city, Ohio *	4554. Franklin County, Ohio *	4609. Newark city, Ohio *
4506. Allen County, Ohio *	4555. Franklin township, Ohio *	4610. North Olmsted city, Ohio *
4507. Anderson township, Ohio *	4556. Fulton County, Ohio *	4611. North Ridgeville city, Ohio *
4508. Ashland County, Ohio *	4557. Gahanna city, Ohio *	4612. North Royalton city, Ohio *
4509. Ashtabula County, Ohio *	4558. Geauga County, Ohio *	4613. Norwich township, Ohio *
4510. Athens County, Ohio *	4559. Green township, Ohio *	4614. Orange township, Ohio *
4511. Athens township, Ohio *	4560. Greene County, Ohio *	4615. Ottawa County, Ohio *
4512. Auglaize County, Ohio *	4561. Grove City city, Ohio *	4616. Parma city, Ohio *
4513. Austintown township, Ohio *	4562. Guernsey County, Ohio *	4617. Perry County, Ohio *
4514. Bath township, Ohio *	4563. Hamilton city, Ohio *	4618. Pickaway County, Ohio *
4515. Beaver creek city, Ohio *	4564. Hamilton County, Ohio *	4619. Plain township, Ohio *
4516. Beaver creek township, Ohio *	4565. Hancock County, Ohio *	4620. Portage County, Ohio *
4517. Belmont County, Ohio *	4566. Hardin County, Ohio *	4621. Preble County, Ohio *
4518. Boardman township, Ohio *	4567. Highland County, Ohio *	4622. Putnam County, Ohio *
4519. Bowling Green city, Ohio *	4568. Hilliard city, Ohio *	4623. Reynoldsburg city, Ohio *
4520. Brown County, Ohio *	4569. Holmes County, Ohio *	4624. Richland County, Ohio *
4521. Brunswick city, Ohio *	4570. Huber Heights city, Ohio *	4625. Ross County, Ohio *
4522. Butler County, Ohio *	4571. Huron County, Ohio *	4626. Sandusky County, Ohio *
4523. Canton city, Ohio *	4572. Jackson County, Ohio *	4627. Scioto County, Ohio *
4524. Champaign County, Ohio *	4573. Jackson township, Ohio *	4628. Seneca County, Ohio *
4525. Cincinnati city, Ohio *	4574. Jackson township, Ohio *	4629. Shelby County, Ohio *
4526. Clark County, Ohio *	4575. Jefferson County, Ohio *	4630. Springfield city, Ohio *
4527. Clear Creek township, Ohio *	4576. Kettering city, Ohio *	4631. Springfield township, Ohio *
4528. Clermont County, Ohio *	4577. Knox County, Ohio *	4632. Stark County, Ohio *
4529. Cleveland city, Ohio *	4578. Lake County, Ohio *	4633. Stow city, Ohio *
4530. Cleveland Heights city, Ohio *	4579. Lakewood city, Ohio *	4634. Strongsville city, Ohio *
4531. Clinton County, Ohio *	4580. Lancaster city, Ohio *	4635. Summit County, Ohio *
4532. Colerain township, Ohio *	4581. Lawrence County, Ohio *	4636. Sylvania township, Ohio *
4533. Columbiana County, Ohio *	4582. Liberty township, Ohio *	4637. Toledo city, Ohio *
4534. Columbus city, Ohio *	4583. Liberty township, Ohio *	4638. Trumbull County, Ohio *
4535. Concord township, Ohio *	4584. Licking County, Ohio *	4639. Tuscarawas County, Ohio *
4536. Coshocton County, Ohio *	4585. Lima city, Ohio *	4640. Union County, Ohio *
4537. Crawford County, Ohio *	4586. Logan County, Ohio *	4641. Union township, Ohio *
4538. Cuyahoga County, Ohio *	4587. Lorain city, Ohio *	4642. Upper Arlington city, Ohio *
	4588. Lorain County, Ohio *	4643. Violet township, Ohio *
	4589. Lucas County, Ohio *	4644. Warren city, Ohio *
	4590. Madison County, Ohio *	4645. Warren County, Ohio *
	4591. Mahoning County, Ohio *	4646. Washington County, Ohio *
	4592. Mansfield city, Ohio *	4647. Washington township, Ohio *
	4593. Marion city, Ohio *	4648. Washington township, Ohio *

4649.	Wayne County, Ohio *	4702.	Copley township, Ohio	4757.	Liberty township, Ohio
4650.	West Chester township, Ohio *	4703.	Coshocton city, Ohio	4758.	London city, Ohio
4651.	Westerville city, Ohio *	4704.	Coventry township, Ohio	4759.	Loveland city, Ohio
4652.	Westlake city, Ohio *	4705.	Defiance city, Ohio	4760.	Lyndhurst city, Ohio
4653.	Williams County, Ohio *	4706.	Defiance township, Ohio	4761.	Macedonia city, Ohio
4654.	Wood County, Ohio *	4707.	Delhi township, Ohio	4762.	Mad River township, Ohio
4655.	Youngstown city, Ohio *	4708.	Dover city, Ohio	4763.	Madison township, Ohio
4656.	Adams County, Ohio	4709.	Duchouquet township, Ohio	4764.	Madison township, Ohio
4657.	Alliance city, Ohio	4710.	East Cleveland city, Ohio	4765.	Madison township, Ohio
4658.	American township, Ohio	4711.	East Liverpool city, Ohio	4766.	Maple Heights city, Ohio
4659.	Amherst city, Ohio	4712.	Eastlake city, Ohio	4767.	Marietta city, Ohio
4660.	Ashland city, Ohio	4713.	Englewood city, Ohio	4768.	Marysville city, Ohio
4661.	Ashtabula city, Ohio	4714.	Etna township, Ohio	4769.	Maumee city, Ohio
4662.	Ashtabula township, Ohio	4715.	Fairfield township, Ohio	4770.	Mayfield Heights city, Ohio
4663.	Athens city, Ohio	4716.	Fairview Park city, Ohio	4771.	Medina city, Ohio
4664.	Aurora city, Ohio	4717.	Falls township, Ohio	4772.	Meigs County, Ohio
4665.	Avon city, Ohio	4718.	Fayette County, Ohio	4773.	Miami township, Ohio
4666.	Avon Lake city, Ohio	4719.	Forest Park city, Ohio	4774.	Miamisburg city, Ohio
4667.	Bainbridge township, Ohio	4720.	Fostoria city, Ohio	4775.	Middleburg Heights city, Ohio
4668.	Barberton city, Ohio	4721.	Franklin city, Ohio	4776.	Monclova township, Ohio
4669.	Batavia township, Ohio	4722.	Franklin township, Ohio	4777.	Monroe city, Ohio
4670.	Bay Village city, Ohio	4723.	Fremont city, Ohio	4778.	Monroe County, Ohio
4671.	Beachwood city, Ohio	4724.	Gallia County, Ohio	4779.	Monroe township, Ohio
4672.	Bedford city, Ohio	4725.	Garfield Heights city, Ohio	4780.	Montgomery city, Ohio
4673.	Bedford Heights city, Ohio	4726.	Geneva township, Ohio	4781.	Montville township, Ohio
4674.	Bellefontaine city, Ohio	4727.	Genoa township, Ohio	4782.	Moorefield township, Ohio
4675.	Berea city, Ohio	4728.	Goshen township, Ohio	4783.	Morgan County, Ohio
4676.	Bethel township, Ohio	4729.	Granville township, Ohio	4784.	Mount Vernon city, Ohio
4677.	Bexley city, Ohio	4730.	Green city, Ohio	4785.	New Albany city, Ohio
4678.	Blue Ash city, Ohio	4731.	Green township, Ohio	4786.	New Franklin city, Ohio
4679.	Brecksville city, Ohio	4732.	Greenville city, Ohio	4787.	New Philadelphia city, Ohio
4680.	Brimfield township, Ohio	4733.	Greenville township, Ohio	4788.	Niles city, Ohio
4681.	Broadview Heights city, Ohio	4734.	Hamilton township, Ohio	4789.	Noble County, Ohio
4682.	Brook Park city, Ohio	4735.	Harrison city, Ohio	4790.	North Canton city, Ohio
4683.	Brooklyn city, Ohio	4736.	Harrison County, Ohio	4791.	Norton city, Ohio
4684.	Brunswick Hills township, Ohio	4737.	Harrison township, Ohio	4792.	Norwalk city, Ohio
4685.	Bucyrus city, Ohio	4738.	Harrison township, Ohio	4793.	Norwood city, Ohio
4686.	Cambridge city, Ohio	4739.	Heath city, Ohio	4794.	Olmsted township, Ohio
4687.	Cambridge township, Ohio	4740.	Henry County, Ohio	4795.	Oregon city, Ohio
4688.	Canfield township, Ohio	4741.	Hocking County, Ohio	4796.	Oxford city, Ohio
4689.	Canton township, Ohio	4742.	Howland township, Ohio	4797.	Oxford township, Ohio
4690.	Carroll County, Ohio	4743.	Hubbard township, Ohio	4798.	Painesville city, Ohio
4691.	Celina city, Ohio	4744.	Hudson city, Ohio	4799.	Painesville township, Ohio
4692.	Centerville city, Ohio	4745.	Huron township, Ohio	4800.	Paris township, Ohio
4693.	Chester township, Ohio	4746.	Ironton city, Ohio	4801.	Parma Heights city, Ohio
4694.	Chillicothe city, Ohio	4747.	Jefferson township, Ohio	4802.	Pataskala city, Ohio
4695.	Chippewa township, Ohio	4748.	Jefferson township, Ohio	4803.	Paulding County, Ohio
4696.	Circleville city, Ohio	4749.	Kent city, Ohio	4804.	Pease township, Ohio
4697.	Clayton city, Ohio	4750.	Lake township, Ohio	4805.	Perkins township, Ohio
4698.	Clinton township, Ohio	4751.	Lake township, Ohio	4806.	Perry township, Ohio
4699.	Concord township, Ohio	4752.	Lake township, Ohio	4807.	Perry township, Ohio
4700.	Concord township, Ohio	4753.	Lawrence township, Ohio	4808.	Perrysburg city, Ohio
4701.	Conneaut city, Ohio	4754.	Lebanon city, Ohio	4809.	Perrysburg township, Ohio
		4755.	Lemon township, Ohio	4810.	Pickerington city, Ohio
		4756.	Liberty township, Ohio	4811.	Pierce township, Ohio

4812. Pike County, Ohio
 4813. Piqua city, Ohio
 4814. Plain township, Ohio
 4815. Pleasant township, Ohio
 4816. Poland township, Ohio
 4817. Portsmouth city, Ohio
 4818. Powell city, Ohio
 4819. Prairie township, Ohio
 4820. Ravenna city, Ohio
 4821. Reading city, Ohio
 4822. Richland township, Ohio
 4823. Richmond Heights city, Ohio
 4824. Riverside city, Ohio
 4825. Rocky River city, Ohio
 4826. Sagamore Hills township,
 Ohio
 4827. Salem city, Ohio
 4828. Sandusky city, Ohio
 4829. Scioto township, Ohio
 4830. Scioto township, Ohio
 4831. Seven Hills city, Ohio
 4832. Shaker Heights city, Ohio
 4833. Sharon township, Ohio
 4834. Sharonville city, Ohio
 4835. Shawnee township, Ohio
 4836. Sidney city, Ohio
 4837. Solon city, Ohio
 4838. South Euclid city, Ohio
 4839. Springboro city, Ohio
 4840. Springdale city, Ohio
 4841. Springfield township, Ohio
 4842. Springfield township, Ohio
 4843. Springfield township, Ohio
 4844. Springfield township, Ohio
 4845. St. Marys township, Ohio
 4846. Steubenville city, Ohio
 4847. Streetsboro city, Ohio
 4848. Struthers city, Ohio
 4849. Sycamore township, Ohio
 4850. Sylvania city, Ohio
 4851. Symmes township, Ohio
 4852. Tallmadge city, Ohio
 4853. Tiffin city, Ohio
 4854. Tipp City city, Ohio
 4855. Trenton city, Ohio
 4856. Trotwood city, Ohio
 4857. Troy city, Ohio
 4858. Truro township, Ohio
 4859. Turtlecreek township, Ohio
 4860. Twinsburg city, Ohio
 4861. Union township, Ohio
 4862. Union township, Ohio
 4863. University Heights city, Ohio
 4864. Upper township, Ohio
 4865. Urbana city, Ohio
 4866. Urbana township, Ohio
 4867. Van Wert city, Ohio
 4868. Van Wert County, Ohio
 4869. Vandalia city, Ohio
 4870. Vermilion city, Ohio
 4871. Vinton County, Ohio
 4872. Wadsworth city, Ohio
 4873. Warrensville Heights city,
 Ohio
 4874. Washington Court House city,
 Ohio
 4875. Weathersfield township, Ohio
 4876. West Carrollton city, Ohio
 4877. Whitehall city, Ohio
 4878. Wickliffe city, Ohio
 4879. Willoughby city, Ohio
 4880. Willowick city, Ohio
 4881. Wilmington city, Ohio
 4882. Wooster city, Ohio
 4883. Worthington city, Ohio
 4884. Wyandot County, Ohio
 4885. Xenia city, Ohio
 4886. Zanesville city, Ohio
 4887. Bartlesville city, Oklahoma *
 4888. Broken Arrow city, Oklahoma
 *
 4889. Bryan County, Oklahoma *
 4890. Canadian County, Oklahoma *
 4891. Carter County, Oklahoma *
 4892. Cherokee County, Oklahoma *
 4893. Cleveland County, Oklahoma
 *
 4894. Comanche County, Oklahoma
 *
 4895. Creek County, Oklahoma *
 4896. Delaware County, Oklahoma *
 4897. Edmond city, Oklahoma *
 4898. Enid city, Oklahoma *
 4899. Garfield County, Oklahoma *
 4900. Grady County, Oklahoma *
 4901. Kay County, Oklahoma *
 4902. Lawton city, Oklahoma *
 4903. Le Flore County, Oklahoma *
 4904. Lincoln County, Oklahoma *
 4905. Logan County, Oklahoma *
 4906. Mayes County, Oklahoma *
 4907. McClain County, Oklahoma *
 4908. McCurtain County, Oklahoma
 *
 4909. Midwest City city, Oklahoma
 *
 4910. Moore city, Oklahoma *
 4911. Muskogee city, Oklahoma *
 4912. Muskogee County, Oklahoma
 *
 4913. Norman city, Oklahoma *
 4914. Oklahoma City city,
 Oklahoma *
 4915. Oklahoma County, Oklahoma
 *
 4916. Okmulgee County, Oklahoma
 *
 4917. Osage County, Oklahoma *
 4918. Ottawa County, Oklahoma *
 4919. Owasso city, Oklahoma *
 4920. Payne County, Oklahoma *
 4921. Pittsburg County, Oklahoma *
 4922. Pontotoc County, Oklahoma *
 4923. Pottawatomie County,
 Oklahoma *
 4924. Rogers County, Oklahoma *
 4925. Sequoyah County, Oklahoma
 *
 4926. Shawnee city, Oklahoma *
 4927. Stephens County, Oklahoma *
 4928. Stillwater city, Oklahoma *
 4929. Tulsa city, Oklahoma *
 4930. Tulsa County, Oklahoma *
 4931. Wagoner County, Oklahoma *
 4932. Washington County,
 Oklahoma *
 4933. Ada city, Oklahoma
 4934. Adair County, Oklahoma
 4935. Altus city, Oklahoma
 4936. Ardmore city, Oklahoma
 4937. Atoka County, Oklahoma
 4938. Beckham County, Oklahoma
 4939. Bethany city, Oklahoma
 4940. Bixby city, Oklahoma
 4941. Caddo County, Oklahoma
 4942. Chickasha city, Oklahoma
 4943. Choctaw city, Oklahoma
 4944. Choctaw County, Oklahoma
 4945. Claremore city, Oklahoma
 4946. Coweta city, Oklahoma
 4947. Craig County, Oklahoma
 4948. Custer County, Oklahoma
 4949. Del City city, Oklahoma
 4950. Duncan city, Oklahoma
 4951. Durant city, Oklahoma
 4952. El Reno city, Oklahoma
 4953. Elk City city, Oklahoma
 4954. Garvin County, Oklahoma
 4955. Glenpool city, Oklahoma
 4956. Guthrie city, Oklahoma
 4957. Guymon city, Oklahoma
 4958. Haskell County, Oklahoma
 4959. Hughes County, Oklahoma
 4960. Jackson County, Oklahoma
 4961. Jenks city, Oklahoma

4962. Johnston County, Oklahoma
 4963. Kingfisher County, Oklahoma
 4964. Latimer County, Oklahoma
 4965. Love County, Oklahoma
 4966. Marshall County, Oklahoma
 4967. McAlester city, Oklahoma
 4968. McIntosh County, Oklahoma
 4969. Miami city, Oklahoma
 4970. Murray County, Oklahoma
 4971. Mustang city, Oklahoma
 4972. Newcastle city, Oklahoma
 4973. Noble County, Oklahoma
 4974. Nowata County, Oklahoma
 4975. Okfuskee County, Oklahoma
 4976. Okmulgee city, Oklahoma
 4977. Pawnee County, Oklahoma
 4978. Ponca City city, Oklahoma
 4979. Pushmataha County, Oklahoma
 4980. Sand Springs city, Oklahoma
 4981. Sapulpa city, Oklahoma
 4982. Seminole County, Oklahoma
 4983. Tahlequah city, Oklahoma
 4984. Texas County, Oklahoma
 4985. Warr Acres city, Oklahoma
 4986. Washita County, Oklahoma
 4987. Weatherford city, Oklahoma
 4988. Woodward city, Oklahoma
 4989. Woodward County, Oklahoma
 4990. Yukon city, Oklahoma
 4991. Albany city, Oregon *
 4992. Beaverton city, Oregon *
 4993. Bend city, Oregon *
 4994. Benton County, Oregon *
 4995. Clackamas County, Oregon *
 4996. Clatsop County, Oregon *
 4997. Columbia County, Oregon *
 4998. Coos County, Oregon *
 4999. Corvallis city, Oregon *
 5000. Deschutes County, Oregon *
 5001. Douglas County, Oregon *
 5002. Eugene city, Oregon *
 5003. Grants Pass city, Oregon *
 5004. Gresham city, Oregon *
 5005. Hillsboro city, Oregon *
 5006. Jackson County, Oregon *
 5007. Josephine County, Oregon *
 5008. Keizer city, Oregon *
 5009. Klamath County, Oregon *
 5010. Lake Oswego city, Oregon *
 5011. Lane County, Oregon *
 5012. Lincoln County, Oregon *
 5013. Linn County, Oregon *
 5014. Malheur County, Oregon *
 5015. Marion County, Oregon *
 5016. McMinnville city, Oregon *
 5017. Medford city, Oregon *
 5018. Multnomah County, Oregon *
 5019. Oregon City city, Oregon *
 5020. Polk County, Oregon *
 5021. Portland city, Oregon *
 5022. Redmond city, Oregon *
 5023. Salem city, Oregon *
 5024. Springfield city, Oregon *
 5025. Tigard city, Oregon *
 5026. Umatilla County, Oregon *
 5027. Washington County, Oregon *
 5028. Yamhill County, Oregon *
 5029. Ashland city, Oregon
 5030. Astoria city, Oregon
 5031. Baker County, Oregon
 5032. Canby city, Oregon
 5033. Central Point city, Oregon
 5034. Coos Bay city, Oregon
 5035. Cornelius city, Oregon
 5036. Cottage Grove city, Oregon
 5037. Crook County, Oregon
 5038. Curry County, Oregon
 5039. Dallas city, Oregon
 5040. Forest Grove city, Oregon
 5041. Gladstone city, Oregon
 5042. Happy Valley city, Oregon
 5043. Hermiston city, Oregon
 5044. Hood River County, Oregon
 5045. Independence city, Oregon
 5046. Jefferson County, Oregon
 5047. Klamath Falls city, Oregon
 5048. La Grande city, Oregon
 5049. Lebanon city, Oregon
 5050. Milwaukie city, Oregon
 5051. Monmouth city, Oregon
 5052. Morrow County, Oregon
 5053. Newberg city, Oregon
 5054. Newport city, Oregon
 5055. Ontario city, Oregon
 5056. Pendleton city, Oregon
 5057. Prineville city, Oregon
 5058. Roseburg city, Oregon
 5059. Sandy city, Oregon
 5060. Sherwood city, Oregon
 5061. Silverton city, Oregon
 5062. St. Helens city, Oregon
 5063. The Dalles city, Oregon
 5064. Tillamook County, Oregon
 5065. Troutdale city, Oregon
 5066. Tualatin city, Oregon
 5067. Union County, Oregon
 5068. Wasco County, Oregon
 5069. West Linn city, Oregon
 5070. Wilsonville city, Oregon
 5071. Woodburn city, Oregon
 5072. Abington township, Pennsylvania *
 5073. Adams County, Pennsylvania *
 5074. Allegheny County, Pennsylvania *
 5075. Allentown city, Pennsylvania *
 5076. Altoona city, Pennsylvania *
 5077. Armstrong County, Pennsylvania *
 5078. Beaver County, Pennsylvania *
 5079. Bedford County, Pennsylvania *
 5080. Bensalem township, Pennsylvania *
 5081. Berks County, Pennsylvania *
 5082. Bethel Park municipality, Pennsylvania *
 5083. Bethlehem city, Pennsylvania *
 5084. Blair County, Pennsylvania *
 5085. Bradford County, Pennsylvania *
 5086. Bristol township, Pennsylvania *
 5087. Bucks County, Pennsylvania *
 5088. Butler County, Pennsylvania *
 5089. Cambria County, Pennsylvania *
 5090. Carbon County, Pennsylvania *
 5091. Centre County, Pennsylvania *
 5092. Cheltenham township, Pennsylvania *
 5093. Chester city, Pennsylvania *
 5094. Chester County, Pennsylvania *
 5095. Clarion County, Pennsylvania *
 5096. Clearfield County, Pennsylvania *
 5097. Clinton County, Pennsylvania *
 5098. Columbia County, Pennsylvania *
 5099. Cranberry township, Pennsylvania *
 5100. Crawford County, Pennsylvania *
 5101. Cumberland County, Pennsylvania *

5102. Dauphin County, Pennsylvania *
5103. Delaware County, Pennsylvania *
5104. Erie city, Pennsylvania *
5105. Erie County, Pennsylvania *
5106. Falls township, Pennsylvania *
5107. Fayette County, Pennsylvania *
5108. Franklin County, Pennsylvania *
5109. Greene County, Pennsylvania *
5110. Hampden township, Pennsylvania *
5111. Harrisburg city, Pennsylvania *
5112. Haverford township, Pennsylvania *
5113. Hempfield township, Pennsylvania *
5114. Huntingdon County, Pennsylvania *
5115. Indiana County, Pennsylvania *
5116. Jefferson County, Pennsylvania *
5117. Lackawanna County, Pennsylvania *
5118. Lancaster city, Pennsylvania *
5119. Lancaster County, Pennsylvania *
5120. Lawrence County, Pennsylvania *
5121. Lebanon County, Pennsylvania *
5122. Lehigh County, Pennsylvania *
5123. Lower Macungie township, Pennsylvania *
5124. Lower Makefield township, Pennsylvania *
5125. Lower Merion township, Pennsylvania *
5126. Lower Paxton township, Pennsylvania *
5127. Luzerne County, Pennsylvania *
5128. Lycoming County, Pennsylvania *
5129. Manheim township, Pennsylvania *
5130. McKean County, Pennsylvania *
5131. Mercer County, Pennsylvania *
5132. Middletown township, Pennsylvania *
5133. Mifflin County, Pennsylvania *
5134. Millcreek township, Pennsylvania *
5135. Monroe County, Pennsylvania *
5136. Montgomery County, Pennsylvania *
5137. Mount Lebanon township, Pennsylvania *
5138. Norristown borough, Pennsylvania *
5139. North Huntingdon township, Pennsylvania *
5140. Northampton County, Pennsylvania *
5141. Northampton township, Pennsylvania *
5142. Northumberland County, Pennsylvania *
5143. Penn Hills township, Pennsylvania *
5144. Perry County, Pennsylvania *
5145. Philadelphia city / Philadelphia County, Pennsylvania *
5146. Pike County, Pennsylvania *
5147. Pittsburgh city, Pennsylvania *
5148. Radnor township, Pennsylvania *
5149. Reading city, Pennsylvania *
5150. Ridley township, Pennsylvania *
5151. Ross township, Pennsylvania *
5152. Schuylkill County, Pennsylvania *
5153. Scranton city, Pennsylvania *
5154. Snyder County, Pennsylvania *
5155. Somerset County, Pennsylvania *
5156. State College borough, Pennsylvania *
5157. Susquehanna County, Pennsylvania *
5158. Tioga County, Pennsylvania *
5159. Union County, Pennsylvania *
5160. Upper Darby township, Pennsylvania *
5161. Upper Merion township, Pennsylvania *
5162. Venango County, Pennsylvania *
5163. Warminster township, Pennsylvania *
5164. Warren County, Pennsylvania *
5165. Washington County, Pennsylvania *
5166. Wayne County, Pennsylvania *
5167. Westmoreland County, Pennsylvania *
5168. Wilkes-Barre city, Pennsylvania *
5169. York city, Pennsylvania *
5170. York County, Pennsylvania *
5171. Adams township, Pennsylvania
5172. Amity township, Pennsylvania
5173. Antrim township, Pennsylvania
5174. Aston township, Pennsylvania
5175. Baldwin borough, Pennsylvania
5176. Bethlehem township, Pennsylvania
5177. Bloomsburg town, Pennsylvania
5178. Buckingham township, Pennsylvania
5179. Butler city, Pennsylvania
5180. Butler township, Pennsylvania
5181. Caln township, Pennsylvania
5182. Carlisle borough, Pennsylvania
5183. Cecil township, Pennsylvania
5184. Center township, Pennsylvania
5185. Chambersburg borough, Pennsylvania
5186. Chestnuthill township, Pennsylvania
5187. Coal township, Pennsylvania
5188. Coatesville city, Pennsylvania
5189. College township, Pennsylvania
5190. Columbia borough, Pennsylvania
5191. Concord township, Pennsylvania
5192. Coolbaugh township, Pennsylvania
5193. Cumru township, Pennsylvania
5194. Darby borough, Pennsylvania
5195. Derry township, Pennsylvania

5196. Derry township, Pennsylvania	5227. Greensburg city, Pennsylvania	5258. Lower Moreland township, Pennsylvania
5197. Dingman township, Pennsylvania	5228. Guilford township, Pennsylvania	5259. Lower Pottsgrove township, Pennsylvania
5198. Douglass township, Pennsylvania	5229. Hamilton township, Pennsylvania	5260. Lower Providence township, Pennsylvania
5199. Dover township, Pennsylvania	5230. Hampton township, Pennsylvania	5261. Lower Salford township, Pennsylvania
5200. Doylestown township, Pennsylvania	5231. Hanover borough, Pennsylvania	5262. Lower Saucon township, Pennsylvania
5201. Dunmore borough, Pennsylvania	5232. Hanover township, Pennsylvania	5263. Lower Southampton township, Pennsylvania
5202. East Cocalico township, Pennsylvania	5233. Hanover township, Pennsylvania	5264. Loyalsock township, Pennsylvania
5203. East Goshen township, Pennsylvania	5234. Harborcreek township, Pennsylvania	5265. Manchester township, Pennsylvania
5204. East Hempfield township, Pennsylvania	5235. Harrison township, Pennsylvania	5266. Manor township, Pennsylvania
5205. East Lampeter township, Pennsylvania	5236. Hatfield township, Pennsylvania	5267. Marple township, Pennsylvania
5206. East Norriton township, Pennsylvania	5237. Hazleton city, Pennsylvania	5268. McCandless township, Pennsylvania
5207. East Pennsboro township, Pennsylvania	5238. Hermitage city, Pennsylvania	5269. McKeesport city, Pennsylvania
5208. East Stroudsburg borough, Pennsylvania	5239. Hilltown township, Pennsylvania	5270. Meadville city, Pennsylvania
5209. East Whiteland township, Pennsylvania	5240. Hopewell township, Pennsylvania	5271. Middle Smithfield township, Pennsylvania
5210. Easton city, Pennsylvania	5241. Horsham township, Pennsylvania	5272. Middletown township, Pennsylvania
5211. Easttown township, Pennsylvania	5242. Indiana borough, Pennsylvania	5273. Milford township, Pennsylvania
5212. Elizabeth township, Pennsylvania	5243. Jefferson Hills borough, Pennsylvania	5274. Monroeville municipality, Pennsylvania
5213. Elizabethtown borough, Pennsylvania	5244. Johnstown city, Pennsylvania	5275. Montgomery township, Pennsylvania
5214. Elk County, Pennsylvania	5245. Juniata County, Pennsylvania	5276. Montour County, Pennsylvania
5215. Emmaus borough, Pennsylvania	5246. Kingston borough, Pennsylvania	5277. Moon township, Pennsylvania
5216. Ephrata borough, Pennsylvania	5247. Lancaster township, Pennsylvania	5278. Mount Joy township, Pennsylvania
5217. Ephrata township, Pennsylvania	5248. Lansdale borough, Pennsylvania	5279. Mount Pleasant township, Pennsylvania
5218. Exeter township, Pennsylvania	5249. Lansdowne borough, Pennsylvania	5280. Muhlenberg township, Pennsylvania
5219. Fairview township, Pennsylvania	5250. Lebanon city, Pennsylvania	5281. Munhall borough, Pennsylvania
5220. Fairview township, Pennsylvania	5251. Lehigh township, Pennsylvania	5282. Murrys ville municipality, Pennsylvania
5221. Ferguson township, Pennsylvania	5252. Lehman township, Pennsylvania	5283. Nanticoke city, Pennsylvania
5222. Forks township, Pennsylvania	5253. Limerick township, Pennsylvania	5284. Nether Providence township, Pennsylvania
5223. Franconia township, Pennsylvania	5254. Logan township, Pennsylvania	5285. New Britain township, Pennsylvania
5224. Franklin Park borough, Pennsylvania	5255. Lower Allen township, Pennsylvania	5286. New Castle city, Pennsylvania
5225. Fulton County, Pennsylvania	5256. Lower Burrell city, Pennsylvania	5287. New Garden township, Pennsylvania
5226. Greene township, Pennsylvania	5257. Lower Gwynedd township, Pennsylvania	

5288. New Hanover township, Pennsylvania	5320. Salisbury township, Pennsylvania	5351. Upper Moreland township, Pennsylvania
5289. New Kensington city, Pennsylvania	5321. Sandy township, Pennsylvania	5352. Upper Providence township, Pennsylvania
5290. Newberry township, Pennsylvania	5322. Scott township, Pennsylvania	5353. Upper Providence township, Pennsylvania
5291. Newtown township, Pennsylvania	5323. Shaler township, Pennsylvania	5354. Upper Saucon township, Pennsylvania
5292. Newtown township, Pennsylvania	5324. Sharon city, Pennsylvania	5355. Upper Southampton township, Pennsylvania
5293. North Fayette township, Pennsylvania	5325. Silver Spring township, Pennsylvania	5356. Upper St. Clair township, Pennsylvania
5294. North Lebanon township, Pennsylvania	5326. Skippack township, Pennsylvania	5357. Upper Uwchlan township, Pennsylvania
5295. North Middleton township, Pennsylvania	5327. Somerset township, Pennsylvania	5358. Uwchlan township, Pennsylvania
5296. North Strabane township, Pennsylvania	5328. South Fayette township, Pennsylvania	5359. Warrington township, Pennsylvania
5297. North Union township, Pennsylvania	5329. South Lebanon township, Pennsylvania	5360. Warwick township, Pennsylvania
5298. North Whitehall township, Pennsylvania	5330. South Middleton township, Pennsylvania	5361. Warwick township, Pennsylvania
5299. Palmer township, Pennsylvania	5331. South Park township, Pennsylvania	5362. Washington city, Pennsylvania
5300. Patton township, Pennsylvania	5332. South Union township, Pennsylvania	5363. Washington township, Pennsylvania
5301. Penn township, Pennsylvania	5333. South Whitehall township, Pennsylvania	5364. Waynesboro borough, Pennsylvania
5302. Penn township, Pennsylvania	5334. Spring Garden township, Pennsylvania	5365. West Bradford township, Pennsylvania
5303. Peters township, Pennsylvania	5335. Spring township, Pennsylvania	5366. West Chester borough, Pennsylvania
5304. Phoenixville borough, Pennsylvania	5336. Springettsbury township, Pennsylvania	5367. West Deer township, Pennsylvania
5305. Pine township, Pennsylvania	5337. Springfield township, Pennsylvania	5368. West Goshen township, Pennsylvania
5306. Plum borough, Pennsylvania	5338. Springfield township, Pennsylvania	5369. West Hanover township, Pennsylvania
5307. Plumstead township, Pennsylvania	5339. St. Marys city, Pennsylvania	5370. West Hempfield township, Pennsylvania
5308. Plymouth township, Pennsylvania	5340. Stroud township, Pennsylvania	5371. West Lampeter township, Pennsylvania
5309. Pocono township, Pennsylvania	5341. Susquehanna township, Pennsylvania	5372. West Manchester township, Pennsylvania
5310. Potter County, Pennsylvania	5342. Swatara township, Pennsylvania	5373. West Mifflin borough, Pennsylvania
5311. Pottstown borough, Pennsylvania	5343. Towamencin township, Pennsylvania	5374. West Norriton township, Pennsylvania
5312. Pottsville city, Pennsylvania	5344. Tredyffrin township, Pennsylvania	5375. West Whiteland township, Pennsylvania
5313. Rapho township, Pennsylvania	5345. Unity township, Pennsylvania	5376. Westtown township, Pennsylvania
5314. Richland township, Pennsylvania	5346. Upper Allen township, Pennsylvania	5377. White township, Pennsylvania
5315. Richland township, Pennsylvania	5347. Upper Chichester township, Pennsylvania	5378. Whitehall borough, Pennsylvania
5316. Richland township, Pennsylvania	5348. Upper Dublin township, Pennsylvania	
5317. Robinson township, Pennsylvania	5349. Upper Gwynedd township, Pennsylvania	
5318. Rostraver township, Pennsylvania	5350. Upper Macungie township, Pennsylvania	
5319. Salisbury township, Pennsylvania		

5379. Whitehall township, Pennsylvania
5380. Whitmarsh township, Pennsylvania
5381. Whitpain township, Pennsylvania
5382. Wilkinsburg borough, Pennsylvania
5383. Williamsport city, Pennsylvania
5384. Willistown township, Pennsylvania
5385. Windsor township, Pennsylvania
5386. Worcester township, Pennsylvania
5387. Wyoming County, Pennsylvania
5388. Wyomissing borough, Pennsylvania
5389. Yeadon borough, Pennsylvania
5390. York township, Pennsylvania
5391. Aguada Municipio, Puerto Rico *
5392. Aguadilla Municipio, Puerto Rico *
5393. Arecibo Municipio, Puerto Rico *
5394. Bayamón Municipio, Puerto Rico *
5395. Cabo Rojo Municipio, Puerto Rico *
5396. Caguas Municipio, Puerto Rico *
5397. Camuy Municipio, Puerto Rico *
5398. Canóvanas Municipio, Puerto Rico *
5399. Carolina Municipio, Puerto Rico *
5400. Cayey Municipio, Puerto Rico *
5401. Cidra Municipio, Puerto Rico *
5402. Coamo Municipio, Puerto Rico *
5403. Corozal Municipio, Puerto Rico *
5404. Dorado Municipio, Puerto Rico *
5405. Guayama Municipio, Puerto Rico *
5406. Guaynabo Municipio, Puerto Rico *
5407. Gurabo Municipio, Puerto Rico *
5408. Hatillo Municipio, Puerto Rico *
5409. Humacao Municipio, Puerto Rico *
5410. Isabela Municipio, Puerto Rico *
5411. Juana Díaz Municipio, Puerto Rico *
5412. Juncos Municipio, Puerto Rico *
5413. Las Piedras Municipio, Puerto Rico *
5414. Manatí Municipio, Puerto Rico *
5415. Mayagüez Municipio, Puerto Rico *
5416. Moca Municipio, Puerto Rico *
5417. Morovis Municipio, Puerto Rico *
5418. Ponce Municipio, Puerto Rico *
5419. Río Grande Municipio, Puerto Rico *
5420. San Germán Municipio, Puerto Rico *
5421. San Juan Municipio, Puerto Rico *
5422. San Lorenzo Municipio, Puerto Rico *
5423. San Sebastián Municipio, Puerto Rico *
5424. Toa Alta Municipio, Puerto Rico *
5425. Toa Baja Municipio, Puerto Rico *
5426. Trujillo Alto Municipio, Puerto Rico *
5427. Vega Alta Municipio, Puerto Rico *
5428. Vega Baja Municipio, Puerto Rico *
5429. Yabucoa Municipio, Puerto Rico *
5430. Yauco Municipio, Puerto Rico *
5431. Adjuntas Municipio, Puerto Rico
5432. Aguas Buenas Municipio, Puerto Rico
5433. Aibonito Municipio, Puerto Rico
5434. Añasco Municipio, Puerto Rico
5435. Arroyo Municipio, Puerto Rico
5436. Barceloneta Municipio, Puerto Rico
5437. Barranquitas Municipio, Puerto Rico
5438. Cataño Municipio, Puerto Rico
5439. Ceiba Municipio, Puerto Rico
5440. Ciales Municipio, Puerto Rico
5441. Comerío Municipio, Puerto Rico
5442. Fajardo Municipio, Puerto Rico
5443. Florida Municipio, Puerto Rico
5444. Guánica Municipio, Puerto Rico
5445. Guayanilla Municipio, Puerto Rico
5446. Hormigueros Municipio, Puerto Rico
5447. Jayuya Municipio, Puerto Rico
5448. Lajas Municipio, Puerto Rico
5449. Lares Municipio, Puerto Rico
5450. Loíza Municipio, Puerto Rico
5451. Luquillo Municipio, Puerto Rico
5452. Maunabo Municipio, Puerto Rico
5453. Naguabo Municipio, Puerto Rico
5454. Naranjito Municipio, Puerto Rico
5455. Orocovis Municipio, Puerto Rico
5456. Patillas Municipio, Puerto Rico
5457. Peñuelas Municipio, Puerto Rico
5458. Quebradillas Municipio, Puerto Rico
5459. Rincón Municipio, Puerto Rico
5460. Sabana Grande Municipio, Puerto Rico
5461. Salinas Municipio, Puerto Rico
5462. Santa Isabel Municipio, Puerto Rico
5463. Utuado Municipio, Puerto Rico

5464. Villalba Municipio, Puerto Rico	5499. Berkeley County, South Carolina *	5527. Mount Pleasant town, South Carolina *
5465. Coventry town, Rhode Island *	5500. Charleston city, South Carolina *	5528. Myrtle Beach city, South Carolina *
5466. Cranston city, Rhode Island *	5501. Charleston County, South Carolina *	5529. Newberry County, South Carolina *
5467. Cumberland town, Rhode Island *	5502. Cherokee County, South Carolina *	5530. North Charleston city, South Carolina *
5468. East Providence city, Rhode Island *	5503. Chester County, South Carolina *	5531. Oconee County, South Carolina *
5469. North Providence town, Rhode Island *	5504. Chesterfield County, South Carolina *	5532. Orangeburg County, South Carolina *
5470. Pawtucket city, Rhode Island *	5505. Clarendon County, South Carolina *	5533. Pickens County, South Carolina *
5471. Providence city, Rhode Island *	5506. Colleton County, South Carolina *	5534. Richland County, South Carolina *
5472. South Kingstown town, Rhode Island *	5507. Columbia city, South Carolina *	5535. Rock Hill city, South Carolina *
5473. Warwick city, Rhode Island *	5508. Darlington County, South Carolina *	5536. Spartanburg city, South Carolina *
5474. Woonsocket city, Rhode Island *	5509. Dillon County, South Carolina *	5537. Spartanburg County, South Carolina *
5475. Barrington town, Rhode Island	5510. Dorchester County, South Carolina *	5538. Summerville town, South Carolina *
5476. Bristol town, Rhode Island	5511. Florence city, South Carolina *	5539. Sumter city, South Carolina *
5477. Burrillville town, Rhode Island	5512. Florence County, South Carolina *	5540. Sumter County, South Carolina *
5478. Central Falls city, Rhode Island	5513. Georgetown County, South Carolina *	5541. Williamsburg County, South Carolina *
5479. East Greenwich town, Rhode Island	5514. Goose Creek city, South Carolina *	5542. York County, South Carolina *
5480. Glocester town, Rhode Island	5515. Greenville city, South Carolina *	5543. Abbeville County, South Carolina
5481. Johnston town, Rhode Island	5516. Greenville County, South Carolina *	5544. Anderson city, South Carolina
5482. Lincoln town, Rhode Island	5517. Greenwood County, South Carolina *	5545. Bamberg County, South Carolina
5483. Middletown town, Rhode Island	5518. Greer city, South Carolina *	5546. Barnwell County, South Carolina
5484. Narragansett town, Rhode Island	5519. Hilton Head Island town, South Carolina *	5547. Beaufort city, South Carolina
5485. Newport city, Rhode Island	5520. Horry County, South Carolina *	5548. Bluffton town, South Carolina
5486. North Kingstown town, Rhode Island	5521. Jasper County, South Carolina *	5549. Calhoun County, South Carolina
5487. North Smithfield town, Rhode Island	5522. Kershaw County, South Carolina *	5550. Cayce city, South Carolina
5488. Portsmouth town, Rhode Island	5523. Lancaster County, South Carolina *	5551. Clemson city, South Carolina
5489. Scituate town, Rhode Island	5524. Laurens County, South Carolina *	5552. Conway city, South Carolina
5490. Smithfield town, Rhode Island	5525. Lexington County, South Carolina *	5553. Easley city, South Carolina
5491. Tiverton town, Rhode Island	5526. Marion County, South Carolina *	5554. Edgefield County, South Carolina
5492. Warren town, Rhode Island		5555. Fairfield County, South Carolina
5493. West Warwick town, Rhode Island		5556. Forest Acres city, South Carolina
5494. Westerly town, Rhode Island		5557. Fort Mill town, South Carolina
5495. Aiken city, South Carolina *		5558. Fountain Inn city, South Carolina
5496. Aiken County, South Carolina *		
5497. Anderson County, South Carolina *		
5498. Beaufort County, South Carolina *		

5559. Gaffney city, South Carolina
5560. Greenwood city, South Carolina
5561. Hampton County, South Carolina
5562. Hanahan city, South Carolina
5563. Irmo town, South Carolina
5564. James Island town, South Carolina
5565. Lee County, South Carolina
5566. Lexington town, South Carolina
5567. Marlboro County, South Carolina
5568. Mauldin city, South Carolina
5569. Moncks Corner town, South Carolina
5570. Newberry city, South Carolina
5571. North Augusta city, South Carolina
5572. North Myrtle Beach city, South Carolina
5573. Orangeburg city, South Carolina
5574. Port Royal town, South Carolina
5575. Saluda County, South Carolina
5576. Simpsonville city, South Carolina
5577. Tega Cay city, South Carolina
5578. Union County, South Carolina
5579. West Columbia city, South Carolina
5580. Brookings County, South Dakota *
5581. Brown County, South Dakota *
5582. Lincoln County, South Dakota *
5583. Minnehaha County, South Dakota *
5584. Pennington County, South Dakota *
5585. Rapid City city, South Dakota *
5586. Sioux Falls city, South Dakota *
5587. Aberdeen city, South Dakota
5588. Beadle County, South Dakota
5589. Box Elder city, South Dakota
5590. Brandon city, South Dakota
5591. Brookings city, South Dakota
5592. Butte County, South Dakota
5593. Clay County, South Dakota
5594. Codrington County, South Dakota
5595. Davison County, South Dakota
5596. Hughes County, South Dakota
5597. Huron city, South Dakota
5598. Lake County, South Dakota
5599. Lawrence County, South Dakota
5600. Meade County, South Dakota
5601. Mitchell city, South Dakota
5602. Oglala Lakota County, South Dakota
5603. Pierre city, South Dakota
5604. Roberts County, South Dakota
5605. Spearfish city, South Dakota
5606. Todd County, South Dakota
5607. Union County, South Dakota
5608. Vermillion city, South Dakota
5609. Watertown city, South Dakota
5610. Yankton city, South Dakota
5611. Yankton County, South Dakota
5612. Anderson County, Tennessee *
5613. Bartlett city, Tennessee *
5614. Bedford County, Tennessee *
5615. Blount County, Tennessee *
5616. Bradley County, Tennessee *
5617. Brentwood city, Tennessee *
5618. Campbell County, Tennessee *
5619. Carter County, Tennessee *
5620. Chattanooga city, Tennessee *
5621. Cheatham County, Tennessee *
5622. Claiborne County, Tennessee *
5623. Clarksville city, Tennessee *
5624. Cleveland city, Tennessee *
5625. Cocke County, Tennessee *
5626. Coffee County, Tennessee *
5627. Collierville town, Tennessee *
5628. Columbia city, Tennessee *
5629. Cookeville city, Tennessee *
5630. Cumberland County, Tennessee *
5631. Dickson County, Tennessee *
5632. Dyer County, Tennessee *
5633. Fayette County, Tennessee *
5634. Franklin city, Tennessee *
5635. Franklin County, Tennessee *
5636. Gallatin city, Tennessee *
5637. Germantown city, Tennessee *
5638. Gibson County, Tennessee *
5639. Greene County, Tennessee *
5640. Hamblen County, Tennessee *
5641. Hamilton County, Tennessee *
5642. Hawkins County, Tennessee *
5643. Hendersonville city, Tennessee *
5644. Henry County, Tennessee *
5645. Jackson city, Tennessee *
5646. Jefferson County, Tennessee *
5647. Johnson City city, Tennessee *
5648. Kingsport city, Tennessee *
5649. Knox County, Tennessee *
5650. Knoxville city, Tennessee *
5651. La Vergne city, Tennessee *
5652. Lawrence County, Tennessee *
5653. Lebanon city, Tennessee *
5654. Lincoln County, Tennessee *
5655. Loudon County, Tennessee *
5656. Madison County, Tennessee *
5657. Marshall County, Tennessee *
5658. Maury County, Tennessee *
5659. McMinn County, Tennessee *
5660. Memphis city, Tennessee *
5661. Monroe County, Tennessee *
5662. Montgomery County, Tennessee *
5663. Morristown city, Tennessee *
5664. Mount Juliet city, Tennessee *
5665. Murfreesboro city, Tennessee *
5666. Nashville-Davidson metropolitan government, Tennessee *
5667. Obion County, Tennessee *
5668. Putnam County, Tennessee *
5669. Rhea County, Tennessee *
5670. Roane County, Tennessee *
5671. Robertson County, Tennessee *
5672. Rutherford County, Tennessee *
5673. Sevier County, Tennessee *
5674. Shelby County, Tennessee *
5675. Smyrna town, Tennessee *
5676. Spring Hill city, Tennessee *
5677. Sullivan County, Tennessee *
5678. Sumner County, Tennessee *
5679. Tipton County, Tennessee *
5680. Warren County, Tennessee *
5681. Washington County, Tennessee *
5682. Weakley County, Tennessee *
5683. Williamson County, Tennessee *

5684. Wilson County, Tennessee *
 5685. Arlington town, Tennessee
 5686. Athens city, Tennessee
 5687. Benton County, Tennessee
 5688. Bledsoe County, Tennessee
 5689. Bristol city, Tennessee
 5690. Cannon County, Tennessee
 5691. Carroll County, Tennessee
 5692. Chester County, Tennessee
 5693. Clinton city, Tennessee
 5694. Collegedale city, Tennessee
 5695. Crockett County, Tennessee
 5696. Crossville city, Tennessee
 5697. Decatur County, Tennessee
 5698. DeKalb County, Tennessee
 5699. Dickson city, Tennessee
 5700. Dyersburg city, Tennessee
 5701. East Ridge city, Tennessee
 5702. Elizabethton city, Tennessee
 5703. Farragut town, Tennessee
 5704. Fentress County, Tennessee
 5705. Giles County, Tennessee
 5706. Goodlettsville city, Tennessee
 5707. Grainger County, Tennessee
 5708. Greeneville town, Tennessee
 5709. Grundy County, Tennessee
 5710. Hardeman County, Tennessee
 5711. Hardin County, Tennessee
 5712. Hartsville/Trousdale County,
 Tennessee
 5713. Haywood County, Tennessee
 5714. Henderson County, Tennessee
 5715. Hickman County, Tennessee
 5716. Humphreys County,
 Tennessee
 5717. Jackson County, Tennessee
 5718. Johnson County, Tennessee
 5719. Lakeland city, Tennessee
 5720. Lauderdale County, Tennessee
 5721. Lawrenceburg city, Tennessee
 5722. Lewis County, Tennessee
 5723. Lewisburg city, Tennessee
 5724. Macon County, Tennessee
 5725. Manchester city, Tennessee
 5726. Marion County, Tennessee
 5727. Martin city, Tennessee
 5728. Maryville city, Tennessee
 5729. McMinnville city, Tennessee
 5730. McNairy County, Tennessee
 5731. Meigs County, Tennessee
 5732. Millington city, Tennessee
 5733. Morgan County, Tennessee
 5734. Nolensville town, Tennessee
 5735. Oak Ridge city, Tennessee
 5736. Overton County, Tennessee
 5737. Paris city, Tennessee
 5738. Polk County, Tennessee
 5739. Portland city, Tennessee
 5740. Red Bank city, Tennessee
 5741. Scott County, Tennessee
 5742. Sequatchie County, Tennessee
 5743. Sevierville city, Tennessee
 5744. Shelbyville city, Tennessee
 5745. Smith County, Tennessee
 5746. Soddy-Daisy city, Tennessee
 5747. Springfield city, Tennessee
 5748. Stewart County, Tennessee
 5749. Tullahoma city, Tennessee
 5750. Unicoi County, Tennessee
 5751. Union City city, Tennessee
 5752. Union County, Tennessee
 5753. Wayne County, Tennessee
 5754. White County, Tennessee
 5755. White House city, Tennessee
 5756. Abilene city, Texas *
 5757. Allen city, Texas *
 5758. Amarillo city, Texas *
 5759. Anderson County, Texas *
 5760. Angelina County, Texas *
 5761. Arlington city, Texas *
 5762. Atascosa County, Texas *
 5763. Austin city, Texas *
 5764. Austin County, Texas *
 5765. Bastrop County, Texas *
 5766. Baytown city, Texas *
 5767. Beaumont city, Texas *
 5768. Bedford city, Texas *
 5769. Bee County, Texas *
 5770. Bell County, Texas *
 5771. Bexar County, Texas *
 5772. Bowie County, Texas *
 5773. Brazoria County, Texas *
 5774. Brazos County, Texas *
 5775. Brown County, Texas *
 5776. Brownsville city, Texas *
 5777. Bryan city, Texas *
 5778. Burleson city, Texas *
 5779. Burnet County, Texas *
 5780. Caldwell County, Texas *
 5781. Cameron County, Texas *
 5782. Carrollton city, Texas *
 5783. Cass County, Texas *
 5784. Cedar Hill city, Texas *
 5785. Cedar Park city, Texas *
 5786. Chambers County, Texas *
 5787. Cherokee County, Texas *
 5788. Cibolo city, Texas *
 5789. Cleburne city, Texas *
 5790. College Station city, Texas *
 5791. Collin County, Texas *
 5792. Comal County, Texas *
 5793. Conroe city, Texas *
 5794. Cooke County, Texas *
 5795. Coppell city, Texas *
 5796. Copperas Cove city, Texas *
 5797. Corpus Christi city, Texas *
 5798. Coryell County, Texas *
 5799. Dallas city, Texas *
 5800. Dallas County, Texas *
 5801. Deer Park city, Texas *
 5802. Del Rio city, Texas *
 5803. Denton city, Texas *
 5804. Denton County, Texas *
 5805. DeSoto city, Texas *
 5806. Duncanville city, Texas *
 5807. Ector County, Texas *
 5808. Edinburg city, Texas *
 5809. El Paso city, Texas *
 5810. El Paso County, Texas *
 5811. Ellis County, Texas *
 5812. Erath County, Texas *
 5813. Euless city, Texas *
 5814. Fannin County, Texas *
 5815. Farmers Branch city, Texas *
 5816. Flower Mound town, Texas *
 5817. Fort Bend County, Texas *
 5818. Fort Worth city, Texas *
 5819. Friendswood city, Texas *
 5820. Frisco city, Texas *
 5821. Galveston city, Texas *
 5822. Galveston County, Texas *
 5823. Garland city, Texas *
 5824. Georgetown city, Texas *
 5825. Grand Prairie city, Texas *
 5826. Grapevine city, Texas *
 5827. Grayson County, Texas *
 5828. Gregg County, Texas *
 5829. Guadalupe County, Texas *
 5830. Hale County, Texas *
 5831. Haltom City city, Texas *
 5832. Hardin County, Texas *
 5833. Harker Heights city, Texas *
 5834. Harlingen city, Texas *
 5835. Harris County, Texas *
 5836. Harrison County, Texas *
 5837. Hays County, Texas *
 5838. Henderson County, Texas *
 5839. Hidalgo County, Texas *
 5840. Hill County, Texas *
 5841. Hood County, Texas *
 5842. Hopkins County, Texas *
 5843. Houston city, Texas *
 5844. Howard County, Texas *
 5845. Hunt County, Texas *
 5846. Huntsville city, Texas *

5847. Hurst city, Texas *
5848. Irving city, Texas *
5849. Jasper County, Texas *
5850. Jefferson County, Texas *
5851. Jim Wells County, Texas *
5852. Johnson County, Texas *
5853. Kaufman County, Texas *
5854. Keller city, Texas *
5855. Kendall County, Texas *
5856. Kerr County, Texas *
5857. Killeen city, Texas *
5858. Kleberg County, Texas *
5859. Kyle city, Texas *
5860. La Porte city, Texas *
5861. Lamar County, Texas *
5862. Lancaster city, Texas *
5863. Laredo city, Texas *
5864. League City city, Texas *
5865. Leander city, Texas *
5866. Lewisville city, Texas *
5867. Liberty County, Texas *
5868. Little Elm city, Texas *
5869. Longview city, Texas *
5870. Lubbock city, Texas *
5871. Lubbock County, Texas *
5872. Lufkin city, Texas *
5873. Mansfield city, Texas *
5874. Matagorda County, Texas *
5875. Maverick County, Texas *
5876. McAllen city, Texas *
5877. McKinney city, Texas *
5878. McLennan County, Texas *
5879. Medina County, Texas *
5880. Mesquite city, Texas *
5881. Midland city, Texas *
5882. Midland County, Texas *
5883. Midlothian city, Texas *
5884. Mission city, Texas *
5885. Missouri City city, Texas *
5886. Montgomery County, Texas *
5887. Nacogdoches city, Texas *
5888. Nacogdoches County, Texas *
5889. Navarro County, Texas *
5890. New Braunfels city, Texas *
5891. North Richland Hills city,
Texas *
5892. Nueces County, Texas *
5893. Odessa city, Texas *
5894. Orange County, Texas *
5895. Parker County, Texas *
5896. Pasadena city, Texas *
5897. Pearland city, Texas *
5898. Pflugerville city, Texas *
5899. Pharr city, Texas *
5900. Plano city, Texas *
5901. Polk County, Texas *
5902. Port Arthur city, Texas *
5903. Potter County, Texas *
5904. Randall County, Texas *
5905. Richardson city, Texas *
5906. Rockwall city, Texas *
5907. Rockwall County, Texas *
5908. Rosenberg city, Texas *
5909. Round Rock city, Texas *
5910. Rowlett city, Texas *
5911. Rusk County, Texas *
5912. San Angelo city, Texas *
5913. San Antonio city, Texas *
5914. San Juan city, Texas *
5915. San Marcos city, Texas *
5916. San Patricio County, Texas *
5917. Schertz city, Texas *
5918. Sherman city, Texas *
5919. Smith County, Texas *
5920. Socorro city, Texas *
5921. Southlake city, Texas *
5922. Starr County, Texas *
5923. Sugar Land city, Texas *
5924. Tarrant County, Texas *
5925. Taylor County, Texas *
5926. Temple city, Texas *
5927. Texarkana city, Texas *
5928. Texas City city, Texas *
5929. The Colony city, Texas *
5930. Titus County, Texas *
5931. Tom Green County, Texas *
5932. Travis County, Texas *
5933. Tyler city, Texas *
5934. Upshur County, Texas *
5935. Val Verde County, Texas *
5936. Van Zandt County, Texas *
5937. Victoria city, Texas *
5938. Victoria County, Texas *
5939. Waco city, Texas *
5940. Walker County, Texas *
5941. Waller County, Texas *
5942. Washington County, Texas *
5943. Waxahachie city, Texas *
5944. Weatherford city, Texas *
5945. Webb County, Texas *
5946. Weslaco city, Texas *
5947. Wharton County, Texas *
5948. Wichita County, Texas *
5949. Wichita Falls city, Texas *
5950. Williamson County, Texas *
5951. Wilson County, Texas *
5952. Wise County, Texas *
5953. Wood County, Texas *
5954. Wylie city, Texas *
5955. Addison town, Texas
5956. Alamo city, Texas
5957. Alice city, Texas
5958. Alton city, Texas
5959. Alvin city, Texas
5960. Andrews city, Texas
5961. Andrews County, Texas
5962. Angleton city, Texas
5963. Anna city, Texas
5964. Aransas County, Texas
5965. Athens city, Texas
5966. Azle city, Texas
5967. Balch Springs city, Texas
5968. Bandera County, Texas
5969. Bay City city, Texas
5970. Beeville city, Texas
5971. Bellaire city, Texas
5972. Bellmead city, Texas
5973. Belton city, Texas
5974. Benbrook city, Texas
5975. Big Spring city, Texas
5976. Blanco County, Texas
5977. Boerne city, Texas
5978. Bonham city, Texas
5979. Borger city, Texas
5980. Bosque County, Texas
5981. Brenham city, Texas
5982. Brownwood city, Texas
5983. Buda city, Texas
5984. Burkburnett city, Texas
5985. Burleson County, Texas
5986. Calhoun County, Texas
5987. Callahan County, Texas
5988. Camp County, Texas
5989. Canyon city, Texas
5990. Celina city, Texas
5991. Clay County, Texas
5992. Clute city, Texas
5993. Colleyville city, Texas
5994. Colorado County, Texas
5995. Comanche County, Texas
5996. Converse city, Texas
5997. Corinth city, Texas
5998. Corsicana city, Texas
5999. Crowley city, Texas
6000. Dawson County, Texas
6001. Deaf Smith County, Texas
6002. Denison city, Texas
6003. DeWitt County, Texas
6004. Dickinson city, Texas
6005. Dimmit County, Texas
6006. Donna city, Texas
6007. Dumas city, Texas
6008. Duval County, Texas
6009. Eagle Pass city, Texas
6010. Eastland County, Texas

6011.	El Campo city, Texas	6066.	Leon County, Texas	6121.	Sabine County, Texas
6012.	Elgin city, Texas	6067.	Leon Valley city, Texas	6122.	Sachse city, Texas
6013.	Ennis city, Texas	6068.	Levelland city, Texas	6123.	Saginaw city, Texas
6014.	Fair Oaks Ranch city, Texas	6069.	Limestone County, Texas	6124.	San Benito city, Texas
6015.	Falls County, Texas	6070.	Live Oak city, Texas	6125.	San Jacinto County, Texas
6016.	Fate city, Texas	6071.	Live Oak County, Texas	6126.	Santa Fe city, Texas
6017.	Fayette County, Texas	6072.	Llano County, Texas	6127.	Scurry County, Texas
6018.	Forest Hill city, Texas	6073.	Lockhart city, Texas	6128.	Seabrook city, Texas
6019.	Forney city, Texas	6074.	Lumberton city, Texas	6129.	Seagoville city, Texas
6020.	Franklin County, Texas	6075.	Madison County, Texas	6130.	Seguin city, Texas
6021.	Fredericksburg city, Texas	6076.	Manor city, Texas	6131.	Selma city, Texas
6022.	Freeport city, Texas	6077.	Manvel city, Texas	6132.	Shelby County, Texas
6023.	Freestone County, Texas	6078.	Marshall city, Texas	6133.	Snyder city, Texas
6024.	Frio County, Texas	6079.	Melissa city, Texas	6134.	South Houston city, Texas
6025.	Fulshear city, Texas	6080.	Mercedes city, Texas	6135.	Stafford city, Texas
6026.	Gaines County, Texas	6081.	Milam County, Texas	6136.	Stephenville city, Texas
6027.	Gainesville city, Texas	6082.	Mineral Wells city, Texas	6137.	Sulphur Springs city, Texas
6028.	Galena Park city, Texas	6083.	Montague County, Texas	6138.	Sweetwater city, Texas
6029.	Gatesville city, Texas	6084.	Moore County, Texas	6139.	Taylor city, Texas
6030.	Gillespie County, Texas	6085.	Morris County, Texas	6140.	Terrell city, Texas
6031.	Glenn Heights city, Texas	6086.	Mount Pleasant city, Texas	6141.	Terry County, Texas
6032.	Gonzales County, Texas	6087.	Murphy city, Texas	6142.	Tomball city, Texas
6033.	Granbury city, Texas	6088.	Nederland city, Texas	6143.	Trinity County, Texas
6034.	Gray County, Texas	6089.	Newton County, Texas	6144.	Trophy Club town, Texas
6035.	Greenville city, Texas	6090.	Nolan County, Texas	6145.	Tyler County, Texas
6036.	Grimes County, Texas	6091.	Orange city, Texas	6146.	Universal City city, Texas
6037.	Groves city, Texas	6092.	Palestine city, Texas	6147.	University Park city, Texas
6038.	Henderson city, Texas	6093.	Palo Pinto County, Texas	6148.	Uvalde city, Texas
6039.	Hereford city, Texas	6094.	Pampa city, Texas	6149.	Uvalde County, Texas
6040.	Hewitt city, Texas	6095.	Panola County, Texas	6150.	Vernon city, Texas
6041.	Hidalgo city, Texas	6096.	Paris city, Texas	6151.	Vidor city, Texas
6042.	Highland Village city, Texas	6097.	Pearsall city, Texas	6152.	Ward County, Texas
6043.	Hockley County, Texas	6098.	Pecos city, Texas	6153.	Watauga city, Texas
6044.	Horizon City city, Texas	6099.	Pecos County, Texas	6154.	Webster city, Texas
6045.	Houston County, Texas	6100.	Plainview city, Texas	6155.	West University Place city, Texas
6046.	Humble city, Texas	6101.	Pleasanton city, Texas	6156.	White Settlement city, Texas
6047.	Hutchinson County, Texas	6102.	Port Lavaca city, Texas	6157.	Wilbarger County, Texas
6048.	Hutto city, Texas	6103.	Port Neches city, Texas	6158.	Willacy County, Texas
6049.	Ingleside city, Texas	6104.	Portland city, Texas	6159.	Young County, Texas
6050.	Jacinto City city, Texas	6105.	Princeton city, Texas	6160.	Zapata County, Texas
6051.	Jackson County, Texas	6106.	Prosper town, Texas	6161.	Zavala County, Texas
6052.	Jacksonville city, Texas	6107.	Rains County, Texas	6162.	American Fork city, Utah *
6053.	Jones County, Texas	6108.	Raymondville city, Texas	6163.	Bountiful city, Utah *
6054.	Karnes County, Texas	6109.	Red Oak city, Texas	6164.	Box Elder County, Utah *
6055.	Katy city, Texas	6110.	Red River County, Texas	6165.	Cache County, Utah *
6056.	Kerrville city, Texas	6111.	Reeves County, Texas	6166.	Cedar City city, Utah *
6057.	Kilgore city, Texas	6112.	Richmond city, Texas	6167.	Clearfield city, Utah *
6058.	Kingsville city, Texas	6113.	Rio Grande City city, Texas	6168.	Cottonwood Heights city, Utah *
6059.	La Marque city, Texas	6114.	Robertson County, Texas	6169.	Davis County, Utah *
6060.	Lake Jackson city, Texas	6115.	Robinson city, Texas	6170.	Draper city, Utah *
6061.	Lakeway city, Texas	6116.	Robstown city, Texas	6171.	Eagle Mountain city, Utah *
6062.	Lamb County, Texas	6117.	Rockport city, Texas	6172.	Herriman city, Utah *
6063.	Lampasas County, Texas	6118.	Roma city, Texas	6173.	Holladay city, Utah *
6064.	Lavaca County, Texas	6119.	Royse City city, Texas		
6065.	Lee County, Texas	6120.	Runnels County, Texas		

6174.	Iron County, Utah *	6228.	Millard County, Utah	6279.	Caroline County, Virginia *
6175.	Kaysville city, Utah *	6229.	Morgan County, Utah	6280.	Charlottesville city, Virginia *
6176.	Kearns metro township, Utah *	6230.	North Logan city, Utah	6281.	Chesapeake city, Virginia *
6177.	Layton city, Utah *	6231.	North Ogden city, Utah	6282.	Chesterfield County, Virginia *
6178.	Lehi city, Utah *	6232.	North Salt Lake city, Utah	6283.	Culpeper County, Virginia *
6179.	Logan city, Utah *	6233.	Payson city, Utah	6284.	Danville city, Virginia *
6180.	Midvale city, Utah *	6234.	Pleasant View city, Utah	6285.	Fairfax County, Virginia *
6181.	Millcreek city, Utah *	6235.	San Juan County, Utah	6286.	Fauquier County, Virginia *
6182.	Murray city, Utah *	6236.	Santaquin city, Utah	6287.	Franklin County, Virginia *
6183.	Ogden city, Utah *	6237.	Sevier County, Utah	6288.	Frederick County, Virginia *
6184.	Orem city, Utah *	6238.	Smithfield city, Utah	6289.	Gloucester County, Virginia *
6185.	Pleasant Grove city, Utah *	6239.	South Ogden city, Utah	6290.	Halifax County, Virginia *
6186.	Provo city, Utah *	6240.	South Salt Lake city, Utah	6291.	Hampton city, Virginia *
6187.	Riverton city, Utah *	6241.	Vernal city, Utah	6292.	Hanover County, Virginia *
6188.	Roy city, Utah *	6242.	Vineyard town, Utah	6293.	Harrisonburg city, Virginia *
6189.	Salt Lake City city, Utah *	6243.	Washington city, Utah	6294.	Henrico County, Virginia *
6190.	Salt Lake County, Utah *	6244.	West Haven city, Utah	6295.	Henry County, Virginia *
6191.	Sandy city, Utah *	6245.	West Point city, Utah	6296.	Isle of Wight County, Virginia *
6192.	Sanpete County, Utah *	6246.	Woods Cross city, Utah	6297.	James City County, Virginia *
6193.	Saratoga Springs city, Utah *	6247.	Addison County, Vermont *	6298.	Leesburg town, Virginia *
6194.	South Jordan city, Utah *	6248.	Bennington County, Vermont *	6299.	Loudoun County, Virginia *
6195.	Spanish Fork city, Utah *	6249.	Burlington city, Vermont *	6300.	Louisa County, Virginia *
6196.	Springville city, Utah *	6250.	Chittenden County, Vermont *	6301.	Lynchburg city, Virginia *
6197.	St. George city, Utah *	6251.	Franklin County, Vermont *	6302.	Manassas city, Virginia *
6198.	Summit County, Utah *	6252.	Rutland County, Vermont *	6303.	Mecklenburg County, Virginia *
6199.	Syracuse city, Utah *	6253.	Washington County, Vermont *	6304.	Montgomery County, Virginia *
6200.	Taylorsville city, Utah *	6254.	Windham County, Vermont *	6305.	Newport News city, Virginia *
6201.	Tooele city, Utah *	6255.	Windsor County, Vermont *	6306.	Norfolk city, Virginia *
6202.	Tooele County, Utah *	6256.	Bennington town, Vermont	6307.	Orange County, Virginia *
6203.	Uintah County, Utah *	6257.	Brattleboro town, Vermont	6308.	Petersburg city, Virginia *
6204.	Utah County, Utah *	6258.	Caledonia County, Vermont	6309.	Pittsylvania County, Virginia *
6205.	Wasatch County, Utah *	6259.	Colchester town, Vermont	6310.	Portsmouth city, Virginia *
6206.	Washington County, Utah *	6260.	Essex Junction village, Vermont	6311.	Prince George County, Virginia *
6207.	Weber County, Utah *	6261.	Essex town, Vermont	6312.	Prince William County, Virginia *
6208.	West Jordan city, Utah *	6262.	Lamoille County, Vermont	6313.	Pulaski County, Virginia *
6209.	West Valley City city, Utah *	6263.	Milton town, Vermont	6314.	Richmond city, Virginia *
6210.	Alpine city, Utah	6264.	Orange County, Vermont	6315.	Roanoke city, Virginia *
6211.	Bluffdale city, Utah	6265.	Orleans County, Vermont	6316.	Roanoke County, Virginia *
6212.	Brigham City city, Utah	6266.	Rutland city, Vermont	6317.	Rockingham County, Virginia *
6213.	Carbon County, Utah	6267.	South Burlington city, Vermont	6318.	Shenandoah County, Virginia *
6214.	Cedar Hills city, Utah	6268.	Williston town, Vermont	6319.	Smyth County, Virginia *
6215.	Centerville city, Utah	6269.	Accomack County, Virginia *	6320.	Spotsylvania County, Virginia *
6216.	Clinton city, Utah	6270.	Albemarle County, Virginia *	6321.	Stafford County, Virginia *
6217.	Duchesne County, Utah	6271.	Alexandria city, Virginia *	6322.	Suffolk city, Virginia *
6218.	Emery County, Utah	6272.	Amherst County, Virginia *	6323.	Tazewell County, Virginia *
6219.	Farmington city, Utah	6273.	Arlington County, Virginia *		
6220.	Grantsville city, Utah	6274.	Augusta County, Virginia *		
6221.	Heber city, Utah	6275.	Bedford County, Virginia *		
6222.	Highland city, Utah	6276.	Blacksburg town, Virginia *		
6223.	Hurricane city, Utah	6277.	Botetourt County, Virginia *		
6224.	Juab County, Utah	6278.	Campbell County, Virginia *		
6225.	Lindon city, Utah				
6226.	Magna metro township, Utah				
6227.	Mapleton city, Utah				

6324. Virginia Beach city, Virginia *
6325. Warren County, Virginia *
6326. Washington County, Virginia *
6327. Wise County, Virginia *
6328. York County, Virginia *
6329. Alleghany County, Virginia
6330. Amelia County, Virginia
6331. Appomattox County, Virginia
6332. Bristol city, Virginia
6333. Brunswick County, Virginia
6334. Buchanan County, Virginia
6335. Buckingham County, Virginia
6336. Carroll County, Virginia
6337. Charlotte County, Virginia
6338. Christiansburg town, Virginia
6339. Clarke County, Virginia
6340. Colonial Heights city, Virginia
6341. Culpeper town, Virginia
6342. Dickenson County, Virginia
6343. Dinwiddie County, Virginia
6344. Essex County, Virginia
6345. Fairfax city, Virginia
6346. Falls Church city, Virginia
6347. Floyd County, Virginia
6348. Fluvanna County, Virginia
6349. Fredericksburg city, Virginia
6350. Front Royal town, Virginia
6351. Giles County, Virginia
6352. Goochland County, Virginia
6353. Grayson County, Virginia
6354. Greene County, Virginia
6355. Greensville County, Virginia
6356. Herndon town, Virginia
6357. Hopewell city, Virginia
6358. King George County, Virginia
6359. King William County, Virginia
6360. Lancaster County, Virginia
6361. Lee County, Virginia
6362. Lunenburg County, Virginia
6363. Madison County, Virginia
6364. Manassas Park city, Virginia
6365. Martinsville city, Virginia
6366. Middlesex County, Virginia
6367. Nelson County, Virginia
6368. New Kent County, Virginia
6369. Northampton County, Virginia
6370. Northumberland County, Virginia
6371. Nottoway County, Virginia
6372. Page County, Virginia
6373. Patrick County, Virginia
6374. Poquoson city, Virginia
6375. Powhatan County, Virginia
6376. Prince Edward County, Virginia
6377. Purcellville town, Virginia
6378. Radford city, Virginia
6379. Rockbridge County, Virginia
6380. Russell County, Virginia
6381. Salem city, Virginia
6382. Scott County, Virginia
6383. Southampton County, Virginia
6384. Staunton city, Virginia
6385. Sussex County, Virginia
6386. Vienna town, Virginia
6387. Warrenton town, Virginia
6388. Waynesboro city, Virginia
6389. Westmoreland County, Virginia
6390. Williamsburg city, Virginia
6391. Winchester city, Virginia
6392. Wythe County, Virginia
6393. Auburn city, Washington *
6394. Bellevue city, Washington *
6395. Bellingham city, Washington *
6396. Benton County, Washington *
6397. Bothell city, Washington *
6398. Bremerton city, Washington *
6399. Burien city, Washington *
6400. Chelan County, Washington *
6401. Clallam County, Washington *
6402. Clark County, Washington *
6403. Cowlitz County, Washington *
6404. Des Moines city, Washington *
6405. Douglas County, Washington *
6406. Edmonds city, Washington *
6407. Everett city, Washington *
6408. Federal Way city, Washington *
6409. Franklin County, Washington *
6410. Grant County, Washington *
6411. Grays Harbor County, Washington *
6412. Island County, Washington *
6413. Issaquah city, Washington *
6414. Jefferson County, Washington *
6415. Kennewick city, Washington *
6416. Kent city, Washington *
6417. King County, Washington *
6418. Kirkland city, Washington *
6419. Kitsap County, Washington *
6420. Kittitas County, Washington *
6421. Lacey city, Washington *
6422. Lake Stevens city, Washington *
6423. Lakewood city, Washington *
6424. Lewis County, Washington *
6425. Longview city, Washington *
6426. Lynnwood city, Washington *
6427. Marysville city, Washington *
6428. Mason County, Washington *
6429. Mount Vernon city, Washington *
6430. Okanogan County, Washington *
6431. Olympia city, Washington *
6432. Pasco city, Washington *
6433. Pierce County, Washington *
6434. Pullman city, Washington *
6435. Puyallup city, Washington *
6436. Redmond city, Washington *
6437. Renton city, Washington *
6438. Richland city, Washington *
6439. Sammamish city, Washington *
6440. Seattle city, Washington *
6441. Shoreline city, Washington *
6442. Skagit County, Washington *
6443. Snohomish County, Washington *
6444. Spokane city, Washington *
6445. Spokane County, Washington *
6446. Spokane Valley city, Washington *
6447. Stevens County, Washington *
6448. Tacoma city, Washington *
6449. Thurston County, Washington *
6450. University Place city, Washington *
6451. Vancouver city, Washington *
6452. Walla Walla city, Washington *
6453. Walla Walla County, Washington *
6454. Wenatchee city, Washington *
6455. Whatcom County, Washington *
6456. Whitman County, Washington *
6457. Yakima city, Washington *
6458. Yakima County, Washington *
6459. Aberdeen city, Washington
6460. Adams County, Washington
6461. Anacortes city, Washington
6462. Arlington city, Washington
6463. Asotin County, Washington

- 6464. Bainbridge Island city, Washington
- 6465. Battle Ground city, Washington
- 6466. Bonney Lake city, Washington
- 6467. Camas city, Washington
- 6468. Centralia city, Washington
- 6469. Cheney city, Washington
- 6470. Covington city, Washington
- 6471. East Wenatchee city, Washington
- 6472. Edgewood city, Washington
- 6473. Ellensburg city, Washington
- 6474. Enumclaw city, Washington
- 6475. Ferndale city, Washington
- 6476. Fife city, Washington
- 6477. Gig Harbor city, Washington
- 6478. Grandview city, Washington
- 6479. Kelso city, Washington
- 6480. Kenmore city, Washington
- 6481. Klickitat County, Washington
- 6482. Lake Forest Park city, Washington
- 6483. Liberty Lake city, Washington
- 6484. Lincoln County, Washington
- 6485. Lynden city, Washington
- 6486. Maple Valley city, Washington
- 6487. Mercer Island city, Washington
- 6488. Mill Creek city, Washington
- 6489. Monroe city, Washington
- 6490. Moses Lake city, Washington
- 6491. Mountlake Terrace city, Washington
- 6492. Mukilteo city, Washington
- 6493. Newcastle city, Washington
- 6494. Oak Harbor city, Washington
- 6495. Pacific County, Washington
- 6496. Pend Oreille County, Washington
- 6497. Port Angeles city, Washington
- 6498. Port Orchard city, Washington
- 6499. Poulsbo city, Washington
- 6500. San Juan County, Washington
- 6501. SeaTac city, Washington
- 6502. Sedro-Woolley city, Washington
- 6503. Shelton city, Washington
- 6504. Skamania County, Washington
- 6505. Snohomish city, Washington
- 6506. Snoqualmie city, Washington
- 6507. Sumner city, Washington
- 6508. Sunnyside city, Washington
- 6509. Tukwila city, Washington
- 6510. Tumwater city, Washington
- 6511. Washougal city, Washington
- 6512. West Richland city, Washington
- 6513. Woodinville city, Washington
- 6514. Appleton city, Wisconsin *
- 6515. Barron County, Wisconsin *
- 6516. Beloit city, Wisconsin *
- 6517. Brookfield city, Wisconsin *
- 6518. Brown County, Wisconsin *
- 6519. Calumet County, Wisconsin *
- 6520. Chippewa County, Wisconsin *
- 6521. Clark County, Wisconsin *
- 6522. Columbia County, Wisconsin *
- 6523. Dane County, Wisconsin *
- 6524. Dodge County, Wisconsin *
- 6525. Douglas County, Wisconsin *
- 6526. Dunn County, Wisconsin *
- 6527. Eau Claire city, Wisconsin *
- 6528. Eau Claire County, Wisconsin *
- 6529. Fitchburg city, Wisconsin *
- 6530. Fond du Lac city, Wisconsin *
- 6531. Fond du Lac County, Wisconsin *
- 6532. Franklin city, Wisconsin *
- 6533. Grant County, Wisconsin *
- 6534. Green Bay city, Wisconsin *
- 6535. Green County, Wisconsin *
- 6536. Greenfield city, Wisconsin *
- 6537. Janesville city, Wisconsin *
- 6538. Jefferson County, Wisconsin *
- 6539. Kenosha city, Wisconsin *
- 6540. Kenosha County, Wisconsin *
- 6541. La Crosse city, Wisconsin *
- 6542. La Crosse County, Wisconsin *
- 6543. Madison city, Wisconsin *
- 6544. Manitowoc city, Wisconsin *
- 6545. Manitowoc County, Wisconsin *
- 6546. Marathon County, Wisconsin *
- 6547. Marinette County, Wisconsin *
- 6548. Menomonee Falls village, Wisconsin *
- 6549. Milwaukee city, Wisconsin *
- 6550. Milwaukee County, Wisconsin *
- 6551. Monroe County, Wisconsin *
- 6552. New Berlin city, Wisconsin *
- 6553. Oak Creek city, Wisconsin *
- 6554. Oconto County, Wisconsin *
- 6555. Oneida County, Wisconsin *
- 6556. Oshkosh city, Wisconsin *
- 6557. Outagamie County, Wisconsin *
- 6558. Ozaukee County, Wisconsin *
- 6559. Pierce County, Wisconsin *
- 6560. Polk County, Wisconsin *
- 6561. Portage County, Wisconsin *
- 6562. Racine city, Wisconsin *
- 6563. Racine County, Wisconsin *
- 6564. Rock County, Wisconsin *
- 6565. Sauk County, Wisconsin *
- 6566. Shawano County, Wisconsin *
- 6567. Sheboygan city, Wisconsin *
- 6568. Sheboygan County, Wisconsin *
- 6569. St. Croix County, Wisconsin *
- 6570. Sun Prairie city, Wisconsin *
- 6571. Vernon County, Wisconsin *
- 6572. Walworth County, Wisconsin *
- 6573. Washington County, Wisconsin *
- 6574. Waukesha city, Wisconsin *
- 6575. Waukesha County, Wisconsin *
- 6576. Waupaca County, Wisconsin *
- 6577. Wausau city, Wisconsin *
- 6578. Wauwatosa city, Wisconsin *
- 6579. West Allis city, Wisconsin *
- 6580. West Bend city, Wisconsin *
- 6581. Winnebago County, Wisconsin *
- 6582. Wood County, Wisconsin *
- 6583. Adams County, Wisconsin
- 6584. Allouez village, Wisconsin
- 6585. Ashland County, Wisconsin
- 6586. Ashwaubenon village, Wisconsin
- 6587. Baraboo city, Wisconsin
- 6588. Bayfield County, Wisconsin
- 6589. Beaver Dam city, Wisconsin
- 6590. Bellevue village, Wisconsin
- 6591. Brown Deer village, Wisconsin
- 6592. Buffalo County, Wisconsin
- 6593. Burlington city, Wisconsin
- 6594. Burnett County, Wisconsin
- 6595. Caledonia village, Wisconsin
- 6596. Cedarburg city, Wisconsin
- 6597. Chippewa Falls city, Wisconsin
- 6598. Crawford County, Wisconsin
- 6599. Cudahy city, Wisconsin

- 6600. De Pere city, Wisconsin
- 6601. DeForest village, Wisconsin
- 6602. Door County, Wisconsin
- 6603. Elkhorn city, Wisconsin
- 6604. Fort Atkinson city, Wisconsin
- 6605. Fox Crossing village, Wisconsin
- 6606. Germantown village, Wisconsin
- 6607. Glendale city, Wisconsin
- 6608. Grafton village, Wisconsin
- 6609. Grand Chute town, Wisconsin
- 6610. Green Lake County, Wisconsin
- 6611. Greendale village, Wisconsin
- 6612. Greenville town, Wisconsin
- 6613. Harrison village, Wisconsin
- 6614. Hartford city, Wisconsin
- 6615. Hobart village, Wisconsin
- 6616. Holmen village, Wisconsin
- 6617. Howard village, Wisconsin
- 6618. Hudson city, Wisconsin
- 6619. Iowa County, Wisconsin
- 6620. Jackson County, Wisconsin
- 6621. Juneau County, Wisconsin
- 6622. Kaukauna city, Wisconsin
- 6623. Kewaunee County, Wisconsin
- 6624. Lafayette County, Wisconsin
- 6625. Langlade County, Wisconsin
- 6626. Lincoln County, Wisconsin
- 6627. Lisbon town, Wisconsin
- 6628. Little Chute village, Wisconsin
- 6629. Marinette city, Wisconsin
- 6630. Marquette County, Wisconsin
- 6631. Marshfield city, Wisconsin
- 6632. Menasha city, Wisconsin
- 6633. Menomonie city, Wisconsin
- 6634. Mequon city, Wisconsin
- 6635. Middleton city, Wisconsin
- 6636. Monroe city, Wisconsin
- 6637. Mount Pleasant village, Wisconsin
- 6638. Muskego city, Wisconsin
- 6639. Neenah city, Wisconsin
- 6640. Oconomowoc city, Wisconsin
- 6641. Onalaska city, Wisconsin
- 6642. Oregon village, Wisconsin
- 6643. Pewaukee city, Wisconsin
- 6644. Platteville city, Wisconsin
- 6645. Pleasant Prairie village, Wisconsin
- 6646. Plover village, Wisconsin
- 6647. Port Washington city, Wisconsin
- 6648. Portage city, Wisconsin
- 6649. Price County, Wisconsin
- 6650. Richfield village, Wisconsin
- 6651. Richland County, Wisconsin
- 6652. River Falls city, Wisconsin
- 6653. Rusk County, Wisconsin
- 6654. Salem Lakes village, Wisconsin
- 6655. Sawyer County, Wisconsin
- 6656. Shorewood village, Wisconsin
- 6657. South Milwaukee city, Wisconsin
- 6658. Stevens Point city, Wisconsin
- 6659. Stoughton city, Wisconsin
- 6660. Suamico village, Wisconsin
- 6661. Superior city, Wisconsin
- 6662. Sussex village, Wisconsin
- 6663. Taylor County, Wisconsin
- 6664. Trempealeau County, Wisconsin
- 6665. Two Rivers city, Wisconsin
- 6666. Verona city, Wisconsin
- 6667. Vilas County, Wisconsin
- 6668. Washburn County, Wisconsin
- 6669. Watertown city, Wisconsin
- 6670. Waunakee village, Wisconsin
- 6671. Waupun city, Wisconsin
- 6672. Waushara County, Wisconsin
- 6673. Weston village, Wisconsin
- 6674. Whitefish Bay village, Wisconsin
- 6675. Whitewater city, Wisconsin
- 6676. Wisconsin Rapids city, Wisconsin
- 6677. Albany County, Wyoming *
- 6678. Campbell County, Wyoming *
- 6679. Casper city, Wyoming *
- 6680. Cheyenne city, Wyoming *
- 6681. Fremont County, Wyoming *
- 6682. Gillette city, Wyoming *
- 6683. Laramie city, Wyoming *
- 6684. Laramie County, Wyoming *
- 6685. Natrona County, Wyoming *
- 6686. Sheridan County, Wyoming *
- 6687. Sweetwater County, Wyoming *
- 6688. Big Horn County, Wyoming
- 6689. Carbon County, Wyoming
- 6690. Converse County, Wyoming
- 6691. Evanston city, Wyoming
- 6692. Goshen County, Wyoming
- 6693. Green River city, Wyoming
- 6694. Jackson town, Wyoming
- 6695. Lincoln County, Wyoming
- 6696. Park County, Wyoming
- 6697. Riverton city, Wyoming
- 6698. Rock Springs city, Wyoming
- 6699. Sheridan city, Wyoming
- 6700. Teton County, Wyoming
- 6701. Uinta County, Wyoming

EXHIBIT J

Settling Distributors' Subsidiaries, Joint Ventures, and Predecessor Entities

ABC

1. A.T. Pharma Consultancy FZC
2. AB Eurco Ltd
3. AB Financing, LLC
4. AB Finco Ltd
5. AB Nokco Ltd
6. AB Singapore Investments Pte. Ltd.
7. AB Specialty Solutions, LLC
8. ABBP International Company
9. ABSG Canada Holdings, Inc.
10. Access M.D. Inc.
11. AERO LINK Courier GmbH
12. Agri-Laboratories, LTD
13. Agstrata, LLC
14. AH Schweiz GmbH
15. AH UK Holdco 1 Limited
16. Alcura France
17. Alcura Health España, S.A.
18. Alcura UK Limited
19. Alliance Boots BV
20. Alliance Boots Schweiz Investments GmbH
21. Alliance Health Services, Inc.
22. Alliance Healthcare (Distribution) Limited
23. Alliance Healthcare Acores (f/k/a Proconfar, S.A.)
24. Alliance Healthcare Ecza Deposu Anonim Şirketi
25. Alliance Healthcare España Holdings, S.L.
26. Alliance Healthcare España S.A.
27. Alliance Healthcare France SA
28. Alliance Healthcare Group France SA
29. Alliance Healthcare Management Services (Nederland) B.V.
30. Alliance Healthcare Management Services Limited
31. Alliance Healthcare Nederland B.V.
32. Alliance Healthcare Norge AS
33. Alliance Healthcare Participações SGPS, unipessoal, Lda.
34. Alliance Healthcare Répartition
35. Alliance Healthcare Romania SRL
36. Alliance Healthcare S.A.
37. Alliance Healthcare s.r.o.
38. Alliance Healthcare s.r.o. Slovakia Branch
39. Alliance Healthcare Services France (f/k/a Alliance Healthcare Formation SAS)
40. Alliance Healthcare Technology Services Limited
41. Alliance Healthcare Turkey Holding A.S.
42. Alliance Healthcare Yatirim Holding Anonim Şirketi
43. Alliance Home Health Care, Inc.
44. Alliance UniChem IP Limited
45. Alloga (Nederland) B.V.
46. Alloga France SAS
47. Alloga Logifarma, S.A.
48. Alloga Logistica (España) S.L.
49. ALLOGA LOGISTICS ROMANIA SRL
50. Alloga Portugal - Armazenagem e Distribuicao Farmaceutica, Lda
51. Alloga UK Limited
52. AllyDVM, Inc.
53. Almus Farmaceutica, S.A.
54. Almus France
55. Almus Pharmaceuticals Limited
56. Almus, Lda.
57. Alphega SA
58. Ambulatory Pharmaceutical Services, Inc.
59. American Medical Distributors, Inc.
60. American Oncology Network, LLC
61. Amerisource Health Services Corporation
62. Amerisource Health Services, LLC
63. Amerisource Health Services, LLC d/b/a American Health Packaging
64. Amerisource Heritage Corporation
65. AmeriSource Heritage LLC
66. Amerisource Receivables Financial Corporation
67. Amerisource Sales Corporation
68. AmerisourceBergen Associate Assistance Fund
69. AmerisourceBergen BC, ULC
70. AmerisourceBergen Canada Corporation
71. AmerisourceBergen Canada GP LLC
72. AmerisourceBergen Canada GP, LLC
73. AmerisourceBergen Canada Holdings LP
74. AmerisourceBergen Consulting Services, Inc.

75. AmerisourceBergen Consulting Services, LLC
76. AmerisourceBergen Corporation
77. AmerisourceBergen Drug Corporation
78. AmerisourceBergen Foundation
79. AmerisourceBergen Global Holdings GmbH
80. AmerisourceBergen Global Investments S.a.r.l.
81. AmerisourceBergen Global Manufacturer Services GmbH
82. AmerisourceBergen Group GmbH
83. AmerisourceBergen Holding Corporation
84. AmerisourceBergen Integrated Services Offering, LLC
85. AmerisourceBergen International Holdings Inc.
86. AmerisourceBergen International Investments, LLC
87. AmerisourceBergen Luxembourg s.a.r.l.
88. AmerisourceBergen Services Corporation
89. AmerisourceBergen Sourcing, LLC
90. AmerisourceBergen Specialty Group Canada Corporation
91. AmerisourceBergen Specialty Group Canada Holdings, Inc.
92. AmerisourceBergen Specialty Group, Inc.
93. AmerisourceBergen Specialty Group, LLC
94. AmerisourceBergen Swiss Holdings GmbH
95. AmerisourceBergen Switzerland GmbH
96. AmerisourceBergen UK Holdings Ltd
97. Anderson Packaging, Inc.
98. AndersonBrecon Inc.
99. Animal Prescriptions Limited
100. Animalytix LLC
101. Apluspharma Ltd
102. Apotheek Hagi B.V.
103. Apotheek Lichtenvoorde B.V.
104. APS Acquisitions Corporation
105. APS Enterprises Holding Company, Inc.
106. Armila UAB
107. ASD Hemophilia Management, LLC
108. ASD Hemophilia Program, L.P.
109. ASD Specialty Healthcare, Inc.
110. ASD Specialty Healthcare, LLC
111. ASD Specialty Healthcare, LLC d/b/a ASD Healthcare
112. ASD Specialty Healthcare, LLC d/b/a Besse Medical
113. ASD Specialty Healthcare, LLC d/b/a Oncology Supply
114. Automed Technologies (Canada) Inc.
115. Automed Technologies (Canada) ULC
116. Automed Technologies, Inc.
117. BBC Laboratories
118. BBC Operating Sub, Inc.
119. BBC Packing Corporation
120. BBC Special Packaging, Inc.
121. BBC Transportation Co.
122. Beachcourse Limited
123. Bellco Drug Corp.
124. Bellco Health Corp.
125. Bergen Brunswick Corporation
126. Bergen Brunswick Drug Company
127. Bergen Brunswick Realty Services, Inc.
128. Bermuda Equity Holdings, Ltd.
129. Beverly Acquisition Corporation
130. Blue Hill II, Inc.
131. Blue Hill, Inc.
132. BluePoint Intellectual Property, LLC
133. Boots Nederland B.V.
134. Boots Norge AS
135. BP Pharmaceuticals Laboratories Unlimited Company
136. BPL Brasil Participacoes Ltda.
137. BPL Brazil Holding Company s.a.r.l.
138. BPL Brazil, LLC
139. BPL Group, LLC
140. BPL Pharmaceuticals Holding Unlimited Company
141. BPLH Ireland Company Dublin, Zug Branch
142. BPLH Ireland Unlimited Company
143. Brecon Holdings Limited
144. Brecon Pharmaceuticals Holdings Limited
145. Brecon Pharmaceuticals Limited
146. Bridge Medical, Inc.
147. Brownstone Pharmacy, Inc.
148. Bruin Acquisition Corp.
149. Burt's Pharmacy, LLC
150. Cameron Stewart Lifescience Canada Inc.
151. Cannes RJ Participacoes S.A.
152. Capstone Med, Inc.
153. Capstone Pharmacy of Delaware, Inc.
154. CDRF Parent LLC
155. CDRF Parent, Inc.
156. Centaur Services Limited
157. Centro Farmaceutico Asturiano, SA
158. Century Advertising Inc.
159. Chapin Drug Company
160. Choice Medical, Inc.
161. Clinical Outcomes Resource Application Corporation
162. Clinical Outcomes Resource Application, Inc.

163. CliniCare Concepts, Inc.
164. ClinPharm, L.L.C.
165. Committed Provider Services, LLC
166. Compuscript, Inc.
167. Computran Systems, Inc.
168. Corrections Pharmacies Licensing Company, L.L.C.
169. Corrections Pharmacies of California, LP
170. Corrections Pharmacies of Hawaii, LP
171. Corrections Pharmacies, L.L.C.
172. Cubex, LLC
173. Datapharm Sarl
174. DD Wholesale, Inc.
175. Dialysis Purchasing Alliance, Inc.
176. Directlog
177. Documedics Acquisition Co., Inc.
178. Drug Service, Inc.
179. Dunnington Drug, Inc.
180. Dunnington RX Services of Massachusetts, Inc.
181. Dunnington RX Services of Rhode Island, Inc.
182. Durr-Fillauer Medical, Inc.
183. Durvet, Inc.
184. Dymaxium Healthcare Innovations, Ltd.
185. Dymaxium Holdings, Ltd.
186. Dymaxium, Ltd.
187. Entel d.o.o.
188. Escalante Solutions, L.P.
189. Esko İtiryat Sanayi ve Ticaret Anonim Şirketi
190. Euro Registratie Collectief B.V.
191. European Physician Networks GmbH
192. Express Pharmacy Services, Inc.
193. Falcon Acquisition Sub, LLC
194. Family Center Pharmacy, Inc.
195. Feeders Advantage, LCC
196. General Drug Company
197. Goot Nursing Home Pharmacy, Inc.
198. Goot Westbridge Pharmacy, Inc.
199. Goot's Goodies, Inc.
200. Goot's Pharmacy & Orthopedic Supply, Inc.
201. Green Barn, Inc
202. H. D. Smith Holding Company
203. H. D. Smith Holdings, LLC
204. H. D. Smith Wholesale Drug Co.
205. H. D. Smith, LLC
206. HAI Acquisition, Inc.
207. HDS Solutions, LLC
208. Health Services Capital Corporation
209. Healthcare Prescription Services, Inc.
210. HealthForward Inc.
211. HealthQuest Partner II, L.P.
212. HealthTronics Data Solutions LLC
213. HealthTronics Data Solutions, LLC
214. HealthTronics Information Technology Solutions, Inc.
215. Hedef International Holdings BV
216. Home Medical Equipment Health Company
217. Hydra Pharm SPA
218. I.g.G. of America, Inc.
219. IHS Acquisition XXX, Inc.
220. Imedex, Inc.
221. Imedex, LLC
222. Independent Pharmacy Buying Group, Inc.
223. Innomar Pharmacy (BC) Inc.
224. Innomar Pharmacy (SK) Inc.
225. Innomar Pharmacy Inc.
226. Innomar Specialty Pharmacy, Inc.
227. Innomar Strategies Inc.
228. Innovation Cancer, Inc.
229. Insta-Care Holdings, Inc.
230. Insta-Care Pharmacy Services Corporation
231. Intake Initiatives Incorporated
232. IntegraConnect NewCo, LLC
233. Integrated Commercialization Solutions, Inc.
234. Integrated Commercialization Solutions, LLC
235. Integrated Health Systems Outcomes Coalition, LLC
236. Inteplex, Inc.
237. Interfill, LLC
238. International Oncology Network Solutions, Inc.
239. International Physician Networks, L.L.C.
240. International Rheumatology Network, L.L.C.
241. IntrinsicQ Holdings, Inc.
242. IntrinsicQ Specialty Solutions, Inc.
243. IntrinsicQ Tendler, Inc.
244. IntrinsicQ, LLC
245. J.M. Blanco, Inc.
246. James Brudnick Company, Inc.
247. K/S Instrument Corp.
248. KRP Investments, Inc.
249. Labpak Limited
250. LAD Drug Corporation
251. Leading Educational Research Network, LLC
252. Lexicon Pharmacy Services, L.L.C.
253. Liberty Acquisition Corp.
254. Libra C.V.
255. Los Angeles Drug Corporation
256. M.D.P. Properties, Inc.
257. Managed Care Network, Inc.
258. Marshall Reinardy LLC

259. Medical Health Industries, Inc.
260. Medical Initiatives, Inc.
261. Medidyne Corp.
262. Medselect Inc.
263. Memorial Pet Care, Inc.
264. Micro Technologies Canada Inc.
265. MWI Buying Group Limited (formerly St. Francis Limited)
266. MWI Supply (UK Acquisition) Limited
267. MWI Supply (UK Holdings) Limited
268. MWI Supply (UK) Limited
269. MWI Veterinary Supply Co.
270. MWI Veterinary Supply, Inc.
271. Nareks Ecza Deposu Ticaret Anonim Şirketi
272. Network for Medical Communication & Research Analytics, LLC
273. New Jersey Medical Corporation
274. Nexiapharma, SL
275. NMCR Holdings, Inc.
276. NMCR-Europe, LLC
277. Northeast Veterinary Supply Company, LLC
278. Oktal Pharma d.o.o
279. Oktal Pharma d.o.o
280. Oktal Pharma d.o.o [Zagreb]
281. Oktal Pharma d.o.o.
282. Oktal Pharma Hungary K.f.t.
283. Omni Med B, Inc.
284. OPH Oktal Pharma d.o.o
285. OTC Direct Limited
286. Paris Acquisition Corp.
287. Pharm Plus Acquisition, Inc.
288. Pharma One Corporation Limited
289. Pharmacy Corporation of America
290. Pharmacy Corporation of America - Massachusetts, Inc.
291. Pharmacy Healthcare Solutions, Ltd.
292. Pharmacy Review Services, Inc.
293. Pharmdata s.r.o.
294. PharMEDium Healthcare Corporation
295. PharMEDium Healthcare Holdings LLC
296. PharMEDium Healthcare Holdings, Inc.
297. PharMEDium Healthcare LLC
298. PharMEDium Pharmacy Services, LLC
299. PharMEDium R.E., LLC
300. PharMEDium Services, LLC
301. PharMerica Drug Systems, Inc.
302. PharMerica Technology Solutions, LLC
303. Pharmerica, Inc.
304. Pitango HealthTech Fund I, L.P.
305. Planet Software Limited
306. PMSI MSA Services, Inc.
307. PMSI, Inc.
308. PPSC USA, LLC
309. Premier Pharmacy, Inc.
310. Premier Source Diagnostics Inc.
311. Premier Source, LLC
312. Prescribe Wellness, LLC
313. Profarma Distribuidora de Produtos Farmaceuticos S.A.
314. Ramuneles Vaistine UAB
315. Reimbursement Education Network, LLC
316. Rightpak, Inc.
317. Rombro's Drug Center, Inc.
318. Roscoe Acquisition Corporation
319. S.R.P. (Services de la Répartition Pharmaceutique)
320. SecureDVM, LLC
321. Securos Europe GmbH
322. Silver Streak I, LLC
323. Skills in Healthcare France
324. Skills in Healthcare Pazarlama ve Tanitim Hizmetleri Anonim Şirketi
325. Skills in Healthcare Romania S.r.l.
326. Smart ID Works, LLC
327. Smith Medical Partners, LLC
328. Snipetjernveien 10 Norge AS
329. Solana Beach, Inc.
330. Southwest Pharmacies, Inc.
331. Southwestern Drug Corporation
332. SparkSense Analytics, Inc.
333. Specialty Advancement Network, LLC
334. Specialty Pharmacy of California, Inc.
335. Specialty Pharmacy, Inc.
336. Spielberg Acquisition Corp.
337. Spits B.V.
338. Stadt Solutions, LLC
339. Stephar B.V.
340. Strategic Pharmaceutical Solutions, Inc.
341. Swine Solutions Network, LLC
342. Taylor & Manno Asset Recovery, Inc.
343. Telepharmacy Solutions, Inc.
344. Terra-Lab d.o.o
345. The Allen Company
346. The Lash Group, Inc.
347. The Lash Group, LLC
348. TheraCom, L.L.C.
349. ThermoSecure Medical Equipment GmbH
350. TMESYS, Inc.
351. TrakCel Holding Company, Inc.
352. Trellis Healthcare Consulting, L.L.C.
353. Trellis Healthcare Consulting, LLC
354. True Blue Indemnity Company

355. United Company of Pharmacists SAE
356. Universal Packaging Systems, Inc.
357. US Bioservices Corporation
358. Valley Wholesale Drug Co., LLC
359. Value Apothecaries, Inc.
360. Vedco, Inc.
361. Vetbridge Animal Health, LLC
362. Vetbridge Product Development (NM-OMP) LLC
363. VetSpace Limited
364. VetSpace, Inc.
365. Vetswest Limited
366. W.C. International Limited
367. WBA Acquisitions Luxco 9 S.à.r.l.
368. Wight Nederland Holdco 2 B.V.
369. Wight Nederland Holdco 4 BV
370. WML, LLC
371. Woodglen Properties Limited
372. Woodglen Properties Limited Portugal Branch
373. World Courier (Aust) Pty. Ltd.
374. World Courier (Austria) GmbH
375. World Courier (Austria) GmbH – Serbia Branch
376. World Courier (Deutschland) GmbH
377. World Courier (Finland) Oy
378. World Courier (India) Private Limited
379. World Courier (Ireland) Limited
380. World Courier (Lithuania), UAB
381. World Courier (Malaysia) Sdn. Bhd.
382. World Courier (Norway) AS
383. World Courier (NZ) Limited
384. World Courier (Poland) Sp. Z.o.o.
385. World Courier (Shanghai) Co., Ltd Guangzhou Branch
386. World Courier (Shanghai) Co., Ltd.
387. World Courier (Shanghai) Co., Ltd., Beijing Branch
388. World Courier (Sweden) AB
389. World Courier (Switzerland) SA
390. World Courier (U.K.) Limited
391. World Courier Asia (Thailand) Co., Ltd.
392. World Courier Belgium s.a.
393. World Courier Bulgaria
394. World Courier Czech Republic s.r.o.
395. World Courier de Chile Limitada
396. World Courier de Colombia S.A.
397. World Courier de Espana, S.A.
398. World Courier de Mexico S.A. de C.V.
399. World Courier de Portugal, Lda.
400. World Courier de Uruguay S.A.
401. World Courier del Ecuador S.A.
402. World Courier del Peru S.A.
403. World Courier Denmark A/S
404. World Courier do Brasil Transportes Internacionais Ltda.
405. World Courier France S.A.R.L.
406. World Courier Ground (Europe) Limited
407. World Courier Ground, Inc.
408. World Courier Group Logistics, Inc.
409. World Courier Group S.a.r.l.
410. World Courier Group, Inc.
411. World Courier Group, Inc. Taiwan Branch
412. World Courier Hellas Limited Liability Company
413. World Courier Holland BV
414. World Courier Hong Kong Limited
415. World Courier Hungary Freight Forwarder and Service Provider Limited Liability Company
416. World Courier Israel Ltd.
417. World Courier Italia srl
418. World Courier K.K. Japan
419. World Courier Korea Co., Ltd.
420. World Courier Limited (Russia)
421. World Courier Logistics (Europe) Limited
422. World Courier Logistics (UK) Limited
423. World Courier Logistics, Inc.
424. World Courier Logistics, Inc. (DE)
425. World Courier Logistics, Inc. (NY)
426. World Courier Management Limited
427. World Courier Management, Inc.
428. World Courier of Canada Ltd
429. World Courier Operations Kenya Limited
430. World Courier Philippines – Representative Office
431. World Courier Romania S.R.L.
432. World Courier S.A.
433. World Courier Singapore Pte Ltd
434. World Courier Slovak Republic s.r.o.
435. World Courier South Africa (Proprietary) Limited
436. World Courier Tasimacilik ve Lojistik Hizmetleri Ticaret Limited Sirketi
437. World Courier Ukraine LLC
438. World Courier Venezuela, S.A.
439. World Courier Zagreb d.o.o.
440. World Courier, Inc.
441. World Courier, kurirske storitve,d.o.o.
442. World Customs Brokerage, Inc.
443. Xcenda (UK) Limited
444. Xcenda GmbH

445. Xcenda Switzerland GmbH
446. Xcenda, L.L.C.

447. ZU Vase Zdravije

Cardinal

1. A+ Secure Packaging, LLC
2. Abilene Nuclear, LLC
3. Access Closure, Inc.
4. Acuity GPO, LLC
5. Aero-Med, Ltd.
6. Allegiance (BVI) Holding Co. Ltd.
7. Allegiance Corporation
8. Allegiance Healthcare (Labuan) Pte. Ltd.
9. Allegiance I, LLC
10. Allegiance Labuan Holdings Pte. Ltd.
11. API (Suppliers) Limited
12. AssuraMed Acquisition Corp.
13. AssuraMed Group, Inc.
14. AssuraMed Holding, Inc.
15. AssuraMed Intermediate Holding, Inc.
16. AssuraMed, Inc.
17. C. International, Inc.
18. Cardinal Distribution Holding Corporation - I
19. Cardinal Distribution Holding Corporation - II
20. Cardinal Health 100, Inc.
21. Cardinal Health 104 LP
22. Cardinal Health 105, Inc.
23. Cardinal Health 107, LLC
24. Cardinal Health 108, LLC
25. Cardinal Health 110, LLC
26. Cardinal Health 112, LLC
27. Cardinal Health 113, LLC
28. Cardinal Health 114, Inc.
29. Cardinal Health 115, LLC
30. Cardinal Health 116, LLC
31. Cardinal Health 118, LLC
32. Cardinal Health 119, LLC
33. Cardinal Health 121, LLC
34. Cardinal Health 122, LLC
35. Cardinal Health 123, LLC
36. Cardinal Health 124, LLC
37. Cardinal Health 125, LLC
38. Cardinal Health 126, LLC
39. Cardinal Health 127, Inc.
40. Cardinal Health 128, LLC
41. Cardinal Health 130, LLC
42. Cardinal Health 131, LLC
43. Cardinal Health 132, LLC
44. Cardinal Health 133, Inc.
45. Cardinal Health 2, LLC
46. Cardinal Health 200, LLC
47. Cardinal Health 201 Canada L.P.
48. Cardinal Health 201, Inc.
49. Cardinal Health 215, LLC
50. Cardinal Health 222 (Thailand) Ltd.
51. Cardinal Health 242, LLC
52. Cardinal Health 246, Inc.
53. Cardinal Health 247, Inc.
54. Cardinal Health 249, LLC
55. Cardinal Health 250 Dutch C.V.
56. Cardinal Health 251, LLC
57. Cardinal Health 252, LLC
58. Cardinal Health 253, LP
59. Cardinal Health 3, LLC
60. Cardinal Health 414, LLC
61. Cardinal Health 418, Inc.
62. Cardinal Health 5, LLC
63. Cardinal Health 500, LLC
64. Cardinal Health 524, LLC
65. Cardinal Health 529, LLC
66. Cardinal Health 6, Inc.
67. Cardinal Health 7, LLC
68. Cardinal Health 8, LLC
69. Cardinal Health Australia 503 Pty Ltd.
70. Cardinal Health Austria 504 GmbH
71. Cardinal Health Belgium 505 BVBA
72. Cardinal Health Canada Holdings Cooperatie U.A.
73. Cardinal Health Canada Inc.
74. Cardinal Health Capital Corporation
75. Cardinal Health Cardiology Solutions, LLC
76. Cardinal Health Chile Limitada
77. Cardinal Health Colombia S.A.S.
78. Cardinal Health Commercial Technologies, LLC
79. Cardinal Health Corporate Solutions, LLC
80. Cardinal Health D.R. 203 II Ltd.
81. Cardinal Health Denmark ApS
82. Cardinal Health do Brasil Ltda.
83. Cardinal Health Finance
84. Cardinal Health Finland Oy
85. Cardinal Health Foundation
86. Cardinal Health France 506 SAS
87. Cardinal Health Funding, LLC
88. Cardinal Health Germany 507 GmbH
89. Cardinal Health Germany Manufacturing GmbH
90. Cardinal Health Holding International, Inc.
91. Cardinal Health International Philippines, Inc.
92. Cardinal Health IPS, LLC

93. Cardinal Health Ireland 419 Designated Activity Company
94. Cardinal Health Ireland 508 Limited
95. Cardinal Health Ireland Manufacturing Limited
96. Cardinal Health Ireland Unlimited Company
97. Cardinal Health Italy 509 S.r.l.
98. Cardinal Health Japan G.K.
99. Cardinal Health Korea Limited
100. Cardinal Health Luxembourg 420 S.a.r.l.
101. Cardinal Health Luxembourg 522 S.a.r.l.
102. Cardinal Health Malaysia 211 Sdn. Bhd.
103. Cardinal Health Malta 212 Limited
104. Cardinal Health Managed Care Services, LLC
105. Cardinal Health Medical Products India Private Limited
106. Cardinal Health Mexico 244 S. de R.L. de C.V.
107. Cardinal Health Mexico 514 S. de R.L. de C.V.
108. Cardinal Health Middle East FZ-LLC
109. Cardinal Health MPB, Inc.
110. Cardinal Health Napoleon Holding, LLC
111. Cardinal Health Netherlands 502 B.V.
112. Cardinal Health Netherlands 525 Cooperatie U.A.
113. Cardinal Health Netherlands 528 B.V.
114. Cardinal Health Norway AS
115. Cardinal Health P.R. 120, Inc.
116. Cardinal Health P.R. 218, Inc.
117. Cardinal Health P.R. 220, LLC
118. Cardinal Health P.R. 436, Inc.
119. Cardinal Health Panama, S. de R.L.
120. Cardinal Health Pharmaceutical Contracting, LLC
121. Cardinal Health Pharmacy Services, LLC
122. Cardinal Health Poland Spolka z ograniczona odpowiedzialnoscia
123. Cardinal Health Portugal 513, Unipessoal Lda.
124. Cardinal Health Russia
125. Cardinal Health Singapore 225 Pte. Ltd.
126. Cardinal Health Spain 511 S.L.
127. Cardinal Health Sweden 512 A.B.
128. Cardinal Health Switzerland 515, GmbH
129. Cardinal Health Systems, Inc.
130. Cardinal Health Technologies Switzerland GmbH
131. Cardinal Health Technologies, LLC
132. Cardinal Health U.K. 418 Limited
133. Cardinal Health U.K. 432 Limited
134. Cardinal Health U.K. Holding Limited
135. Cardinal Health U.K. International Holding LLP
136. Cardinal Health, Inc.
137. Cardinal MED Equipment Consulting (Shanghai) Co., Ltd.
138. Cirpro de Delicias S.A. de C.V.
139. Clinic Pharmacies III, LLC
140. Clinic Pharmacies, LLC
141. Community Pharmacy Enterprises, LLC
142. Convertors de Mexico S.A. de C.V.
143. Cordis (Shanghai) MED Devices Co., Ltd.
144. Cordis Cashel Unlimited Company
145. Cordis Corporation
146. Cornerstone Rheumatology LP
147. Covidien Manufacturing Solutions, S.A.
148. Dutch American Manufacturers II (D.A.M. II) B.V.
149. Ellipticare, LLC
150. EPIC Insurance Company
151. Especialidades Medicas Kenmex S.A. de C.V.
152. Experience East, LLC
153. Flexible Stenting Solutions, Inc.
154. Frog Horned Capital, Inc.
155. Generic Drug Holdings, Inc.
156. GetOutcomes, LLC
157. Griffin Capital, LLC
158. HDG Acquisition, Inc.
159. imgRx Healdsburg, Inc.
160. imgRx Salud, Inc.
161. imgRx SJ Valley, Inc.
162. imgRx SLO, Inc.
163. imgRx Sonoma, Inc.
164. InnerDyne Holdings, Inc.
165. Innovative Therapies, Inc.
166. Instant Diagnostic Systems, Inc.
167. InteCardia-Tennessee East Catheterization, LLC
168. ITI Sales, LLC
169. Kendall-Gammatron Limited
170. Killilea Development Company, Ltd.
171. Kinray I, LLC
172. KPR Australia Pty. Ltd.
173. KPR Switzerland Sales GmbH
174. KPR U.S., LLC
175. Leader Drugstores, Inc.
176. Ludlow Technical Products Canada, Ltd.
177. Marin Apothecaries
178. Medicap Pharmacies Incorporated
179. Medicine Shoppe Capital Corporation
180. Medicine Shoppe International, Inc.

181. Medicine Shoppe Internet, Inc.
182. Mediquip Sdn. Bhd.
183. Mirixa Corporation
184. MosaicGPO, LLC
185. mscripts Holdings, LLC
186. mscripts Systems India Private Limited
187. mscripts, LLC
188. Nippon Covidien Ltd.
189. One Cloverleaf, LLC
190. Outcomes Incorporated
191. Owen Shared Services, Inc.
192. Pharmacy Operations Of New York, Inc.
193. Pharmacy Operations, Inc.
194. Physicians Purchasing, Inc.
195. Pinnacle Intellectual Property Services, Inc.
196. Pinnacle Intellectual Property Services-
International, Inc.
197. Quiroproductos de Cuauhtemoc S. de R.L. de
C.V.
198. RainTree Administrative Services, LLC
199. RainTree Care Management, LLC
200. RainTree GPO, LLC
201. Ransdell Surgical, Inc.
202. Red Oak Sourcing, LLC
203. Renal Purchasing Group, LLC
204. RGH Enterprises, Inc.
205. RT Oncology Services Corporation
206. Rxealtime, Inc.
207. Sierra Radiopharmacy, L.L.C.
208. Sonexus Health Access & Patient Support,
LLC
209. Sonexus Health Distribution Services, LLC
210. Sonexus Health Financial Solutions, LLC
211. Sonexus Health Pharmacy Services, LLC
212. Sonexus Health, LLC
213. TelePharm, LLC
214. The Harvard Drug Group, L.L.C.
215. Tianjin ITI Trading Company
216. Tradex International, Inc.
217. Traverse GPO, LLC
218. Wavemark Lebanon Offshore s.a.l.
219. Wavemark, Inc.
220. Red Oak Sourcing, LLC
221. API (Suppliers) Limited
222. Sierra Radiopharmacy, L.L.C.
223. Abilene Nuclear, LLC
224. InteCardia-Tennessee East Catheterization,
LLC
225. Kendall-Gammatron Limited
226. Almus Pharmaceuticals USA LLC
227. Cardinal Health (H.K.) Co. Limited
228. Cardinal Health (Shanghai) Pharmaceutical
Co., Ltd.
229. Cardinal Health (Sichuan) Pharmaceutical
Co., Ltd.
230. Cardinal Health (Wuxi) Pharmaceutical Co.,
Ltd.
231. Cardinal Health Hedan (Shenzhen)
Pharmaceutical Co., Ltd.
232. Dalian Zhongda Pharmaceutical Company
Limited
233. NaviHealth Holdings, LLC
234. Parch, L.L.C.
235. 6464661 Canada Inc.
236. Academy Of Managed Care Medicine, L.L.C.
237. Alaris Medical 1 (Suisse) Sarl
238. Alaris Medical New Zealand Limited
239. Allegiance Healthcare International GmbH
240. Allegiance Pro Inc.
241. Allied Healthcare Services, Inc.
242. Almus Pharmaceuticals Singapore Pte. Ltd.
243. Almus Pharmaceuticals USA LLC
244. American Threshold Industries, Inc.
245. Anoka, LLC
246. ARCH Collection Corporation
247. ARCH, S.A.
248. Armand Scott, LLC
249. Aurum Pharmaceuticals Limited
250. Behrens Inc.
251. Beijing Baiji Advanced Specialty Company
Limited
252. Bellwether Oncology Alliance, Inc.
253. Bentley Merger Sub, LLC
254. Bindley Western Funding Corporation
255. Bindley Western Industries II Of Maine, Inc.
256. Biosigna GmbH Institut für
Biosignalverarbeitung und Systemanalyse
257. Bird Products (Japan) Ltd.
258. Bird Products Corporation
259. Brighton Capital, Inc.
260. Buffalo Merger Corp.
261. BW Transportation Services, Inc.
262. Cardal II, LLC
263. Cardal, Inc.
264. Cardinal Florida, Inc.
265. Cardinal Health (Beijing) China
Pharmaceutical Co., Ltd.
266. Cardinal Health (Beijing) Medical Trading
Co., Ltd.
267. Cardinal Health (Beijing) Pharmacy Co., Ltd.
268. Cardinal Health (Chengdu) Pharmacy Co.,
Ltd.

269. Cardinal Health (China) Investment Co., Ltd.
270. Cardinal Health (Chongqing) Pharmaceutical Co., Ltd.
271. Cardinal Health (Chongqing) Pharmacy Co., Ltd.
272. Cardinal Health (H.K.) Co. Limited
273. Cardinal Health (Hubei) Pharmaceutical Co., Ltd.
274. Cardinal Health (L) Co., Ltd.
275. Cardinal Health (Liaoning) Pharmaceutical Co., Ltd.
276. Cardinal Health (P02296)
277. Cardinal Health (P04080)
278. Cardinal Health (Shanghai) Commercial and Trading Company Limited
279. Cardinal Health (Shanghai) Cosmetics Trading Co., Ltd.
280. Cardinal Health (Shanghai) Logistics Co., Ltd.
281. Cardinal Health (Shanghai) Pharmaceutical Co., Ltd.
282. Cardinal Health (Shanghai) Pharmacy Co., Ltd.
283. Cardinal Health (Shanxi) Pharmaceutical Co., Ltd.
284. Cardinal Health (Shenyang) Pharmacy Co., Ltd.
285. Cardinal Health (Sichuan) Pharmaceutical Co., Ltd.
286. Cardinal Health (Tianjin) Pharmaceutical Co., Ltd.
287. Cardinal Health (Wuxi) Pharmaceutical Co., Ltd.
288. Cardinal Health (WuXi) Pharmacy Co., Ltd.
289. Cardinal Health (Zhejiang) Pharmaceutical Co., Ltd.
290. Cardinal Health 101, Inc.
291. Cardinal Health 102, Inc.
292. Cardinal Health 103, Inc.
293. Cardinal Health 106, Inc.
294. Cardinal Health 109, Inc.
295. Cardinal Health 111, LLC
296. Cardinal Health 113, LLC
297. Cardinal Health 117, LLC
298. Cardinal Health 129, Inc.
299. Cardinal Health 208, Inc.
300. Cardinal Health 301, LLC
301. Cardinal Health 400, Inc.
302. Cardinal Health 401, Inc.
303. Cardinal Health 402, Inc.
304. Cardinal Health 403, Inc.
305. Cardinal Health 404, Inc.
306. Cardinal Health 405, Inc.
307. Cardinal Health 406, Inc.
308. Cardinal Health 406, LLC
309. Cardinal Health 407, Inc.
310. Cardinal Health 408, Inc.
311. Cardinal Health 409, Inc.
312. Cardinal Health 410, Inc.
313. Cardinal Health 411, Inc.
314. Cardinal Health 412, Inc.
315. Cardinal Health 413, Inc.
316. Cardinal Health 415, Inc.
317. Cardinal Health 416, Inc.
318. Cardinal Health 417, Inc.
319. Cardinal Health 419, LLC
320. Cardinal Health 420, LLC
321. Cardinal Health 421 Limited Partnership
322. Cardinal Health 421, Inc.
323. Cardinal Health 422, Inc.
324. Cardinal Health 501 Dutch C.V.
325. Cardinal Health Austria 201 GmbH
326. Cardinal Health Bermuda 224, Ltd.
327. Cardinal Health Brasil 423 Servicos Farmaceuticos Nucleares Ltda
328. Cardinal Health Canada 204, Inc.
329. Cardinal Health Canada 301, Inc.
330. Cardinal Health Canada 302, Inc.
331. Cardinal Health Canada 307, ULC
332. Cardinal Health Canada 403, Inc.
333. Cardinal Health Canada 437, Inc.
334. Cardinal Health Canada Inc.
335. Cardinal Health Canada LP
336. Cardinal Health Cayman Islands Holding Co. Ltd
337. Cardinal Health Cayman Islands Ltd.
338. Cardinal Health China Co., Ltd.
339. Cardinal Health D.R. 203 Limited
340. Cardinal Health Europe IT GmbH
341. Cardinal Health France 205 SAS
342. Cardinal Health France 309 SAS
343. Cardinal Health Germany 206 GmbH
344. Cardinal Health Germany 234 GmbH
345. Cardinal Health Germany 318 GmbH
346. Cardinal Health Hedan (Shenzhen) Pharmaceutical Co., Ltd.
347. Cardinal Health Hong Kong Limited
348. Cardinal Health I, Inc.
349. Cardinal Health Imaging, LLC
350. Cardinal Health India Private Limited
351. Cardinal Health International Ventures, Ltd.
352. Cardinal Health Ireland 406 Ltd.

353. Cardinal Health Ireland 527 General Partnership
354. Cardinal Health Italy 208 S.r.l.
355. Cardinal Health Italy 312 S.p.A.
356. Cardinal Health Lease Funding 2002A, LLC
357. Cardinal Health Lease Funding 2002AQ, LLC
358. Cardinal Health Lease Funding 2003A, LLC
359. Cardinal Health Lease Funding 2003AQ, LLC
360. Cardinal Health Lease Funding 2003B, LLC
361. Cardinal Health Lease Funding 2003BQ, LLC
362. Cardinal Health Lease Funding 2004A, LLC
363. Cardinal Health Lease Funding 2004AQ, LLC
364. Cardinal Health Luxembourg 523 S.a.r.l.
365. Cardinal Health Mauritius Holding 226 Ltd.
366. Cardinal Health Mexico 213, S.A. de C.V.
367. Cardinal Health Netherlands 238 BV
368. Cardinal Health Netherlands 526 B.V.
369. Cardinal Health Netherlands Financing C.V.
370. Cardinal Health Netherlands Holding B.V.
371. Cardinal Health New Zealand 313 Limited
372. Cardinal Health Norway 315 A/S
373. Cardinal Health P.R. 227, Inc.
374. Cardinal Health P.R. 409 B.V.
375. Cardinal Health PTS, Inc.
376. Cardinal Health PTS, LLC
377. Cardinal Health S.A. 319 (Proprietary) Limited
378. Cardinal Health Singapore 304
379. Cardinal Health Singapore 423 Pte. Ltd.
380. Cardinal Health Spain 219 S.L.U.
381. Cardinal Health Spain 239 SA
382. Cardinal Health Specialty Pharmacy, LLC
383. Cardinal Health Sweden 220 AB
384. Cardinal Health Sweden 314 AB
385. Cardinal Health Switzerland 221 Sarl
386. Cardinal Health Switzerland 317 Sarl
387. Cardinal Health Trading (Shanghai) Co., Ltd.
388. Cardinal Health U.K. 100 Limited
389. Cardinal Health U.K. 101 Limited
390. Cardinal Health U.K. 102 Limited
391. Cardinal Health U.K. 103 Limited
392. Cardinal Health U.K. 104 Limited
393. Cardinal Health U.K. 105 Limited
394. Cardinal Health U.K. 106 Limited
395. Cardinal Health U.K. 223 Limited
396. Cardinal Health U.K. 232 Limited
397. Cardinal Health U.K. 235 Limited
398. Cardinal Health U.K. 236 Limited
399. Cardinal Health U.K. 240 Limited
400. Cardinal Health U.K. 305 Limited
401. Cardinal Health U.K. 306 Limited
402. Cardinal Health U.K. 433 Limited
403. Cardinal Health U.K. 434 Limited
404. Cardinal Syracuse, Inc.
405. Cardinal.Com Holdings, Inc.
406. Care Fusion Development Private Limited
407. Care Fusion Incorporated
408. CareFusion 202, Inc.
409. CareFusion 203, Inc.
410. CareFusion 205, Inc.
411. CareFusion 206, Inc.
412. CareFusion 207, Inc.
413. CareFusion 209, Inc.
414. CareFusion 210, Inc.
415. CareFusion 211, Inc.
416. CareFusion 212, LLC
417. CareFusion 213, LLC
418. CareFusion 214, LLC
419. CareFusion 2200, Inc.
420. CareFusion 2201, Inc.
421. CareFusion 302, LLC
422. CareFusion 303, Inc.
423. CareFusion 304, LLC
424. CareFusion Australia 200 Pty Ltd.
425. CareFusion Australia 316 Pty Limited
426. CareFusion Australia 500 Pty Ltd
427. CareFusion Belgium 202 BVBA
428. CareFusion Brasil 231 Servico e Comercia de Productos Medicos Ltda
429. CareFusion Corporation
430. CareFusion EIT, LLC
431. CareFusion Iberia 308 S.L.U.
432. CareFusion Italy 237 Srl
433. CareFusion Italy 311 Srl
434. CareFusion Japan 228 K.K.
435. CareFusion Japan 233, Inc.
436. CareFusion Luxembourg 501 Sarl
437. CareFusion Manufacturing Ireland 241 Limited
438. CareFusion Manufacturing, LLC
439. CareFusion Netherlands 214 B.V.
440. CareFusion Netherlands 238 BV
441. CareFusion Netherlands 310 B.V.
442. CareFusion Netherlands 503 B.V.
443. CareFusion New Zealand 217 Limited
444. CareFusion New Zealand 313 Limited
445. CareFusion Resources, LLC
446. CareFusion Singapore 243 Pte. Ltd.
447. CareFusion Solutions, LLC
448. CareFusion U.K. 284 Limited
449. CareFusion U.K. 286 Limited
450. CareFusion U.K. 287 Limited

451. CareFusion U.K. 288 Limited
452. Cascade Development, Inc.
453. CCB, Inc.
454. CDI Investments, Inc.
455. Centralia Pharmacy, Inc.
456. Centricity, LLC
457. Chapman Drug Company
458. Chengdu Baiji Advanced Specialty Pharmacy Company Limited
459. Cheshire Merger Sub, Inc.
460. CMI Net, Inc.
461. College Park Plaza Associates, Inc.
462. Comprehensive Medical Imaging-Anaheim Hills, Inc.
463. Comprehensive Medical Imaging-Apple Valley, Inc.
464. Comprehensive Medical Imaging-Boynton Beach, Inc.
465. Comprehensive Medical Imaging-Downey, Inc.
466. Comprehensive Medical Imaging-Encino, Inc.
467. Comprehensive Medical Imaging-Fort Lauderdale, Inc.
468. Comprehensive Medical Imaging-Fremont, Inc.
469. Comprehensive Medical Imaging-Hesperia, Inc.
470. Comprehensive Medical Imaging-Huntington Beach, Inc.
471. Comprehensive Medical Imaging-Palm Springs, Inc.
472. Comprehensive Medical Imaging-Rancho Cucamonga, Inc.
473. Comprehensive Medical Imaging-Rancho Mirage, Inc.
474. Comprehensive Medical Imaging-Salisbury, Inc.
475. Comprehensive Medical Imaging-Sherman Oaks, Inc.
476. Comprehensive Medical Imaging-Tempe, Inc.
477. Comprehensive Medical Imaging-Van Nuys, Inc.
478. Comprehensive Medical Imaging-Victorville, Inc.
479. Comprehensive Medical Imaging-Westlake Village, Inc.
480. Comprehensive Open MRI-Carmichael, Inc.
481. Comprehensive Open MRI-Folsom, Inc.
482. Comprehensive Open MRI-Fullerton, Inc.
483. Comprehensive Open MRI-Laguna Hills, Inc.
484. Comprehensive Open MRI-Sacramento, Inc.
485. Comprehensive Reimbursement Consultants, Inc.
486. Consumer2patient, LLC
487. CR Medicap, Inc.
488. Curaspan Health Group, Inc.
489. Cytokine Pharmasciences, Inc.
490. Dalian Zhongda Pharmaceutical Company Limited
491. Daniels Pharmaceuticals Limited
492. DC Merger Corp
493. Denver Biomedical, Inc.
494. Desert PET, LLC
495. Dik Drug Company, LLC
496. Dik Medical Supplies, LLC
497. Discor Limited
498. Dismed Inc.
499. Dohmen Distribution Partners Southeast, L.L.C.
500. Dover Communications, LLC
501. Duquoin Pharmacy, Inc.
502. Dutch American Manufacturers (D.A.M.) B.V.
503. East Iowa Pharmacies, Inc.
504. EGIS Holdings, Inc.
505. Eldon Laboratories Limited
506. Ellicott Drug Company
507. EME Medical, Inc.
508. Enturia Canada ULC
509. Enturia de Mexico S. de R.L. de C.V.
510. Enturia Limited
511. Enturican, Inc.
512. EON Media Inc.
513. Eureka Merger Sub, Inc.
514. European Pharmaceuticals Group Ltd.
515. First Choice, Inc. Of Maine
516. Flower Merger Corp.
517. Futuremed Health Care Products Limited Partnership
518. Futuremed Healthcare Products Corporation
519. Futuremed Holdings General Partner Inc.
520. Fuzhou Baiji Pharmacy Company Limited
521. Gala Design, Inc.
522. Gelatin Products International, Inc.
523. Geodax Technology, Inc.
524. Glacier Corporation
525. Grand Avenue Pharmacy, Inc.
526. Graphic Holdings, Inc.
527. Griffin Group Document Management Services, Inc.

- 528. Guangzhou Baiji Advanced Specialty Pharmaceutical Chain Stores Company Limited
- 529. Guangzhou Baiji Drug Store Company Limited
- 530. Guangzhou City Kangwei Information Technology Company Limited
- 531. Guangzhou Ruixun Pharmaceutical Company Limited
- 532. Guizhou Yibai Medical Co., Ltd.
- 533. Hangzhou Baiji Advanced Specialty Drug Store Company Limited
- 534. Heartland Diagnostic Services, Inc.
- 535. HLS Advantage, LLC
- 536. Homecare (North-West) Limited
- 537. Humiston-Keeling, Inc.
- 538. IMI Of Boca Raton, Inc.
- 539. IMI Of Miami, Inc.
- 540. IMI Of North Miami Beach, Inc.
- 541. Inland Empire Regional Pet Center, LLC
- 542. InnerDyne, Inc.
- 543. Inpharm Nationwide Limited
- 544. InteCardia-Tennessee East Diagnostic, LLC
- 545. Intercare Holdings Limited
- 546. Intercare Investments Limited
- 547. Intercare Properties Plc
- 548. Iowa Falls Pharmacy, Inc.
- 549. IVAC Overseas Holdings LP
- 550. JakaMed AB AB
- 551. Jinan Baiji Drug Store Company Limited
- 552. JRG, Ltd.
- 553. Kendall Patient Recovery BVBA
- 554. Kinetic Surgical, LLC
- 555. Kinray, Inc.
- 556. Kinray, LLC
- 557. KPR Italia S.r.l.
- 558. KPR U.S., Inc.
- 559. Kunming Baiji Advanced Specialty Pharmacy Company Limited
- 560. Lake Charles Pharmaceutical Supply Company, LLC
- 561. Liaoning Longda Pharmaceutical Co., Ltd.
- 562. Liberty Communications Network, LLC
- 563. Ludlow Technical Products Corporation
- 564. Macarthy Group Trustees Limited
- 565. Macarthys Laboratories Limited
- 566. Macarthy's Limited
- 567. Marmac Distributors, Inc.
- 568. Martindale Pharma GmbH
- 569. Martindale Pharmaceuticals Limited
- 570. Medcon S.A.
- 571. MedEd Resources, LLC
- 572. Medesta Associates, LLC
- 573. Medical Concepts Development, Inc.
- 574. Medical Diagnostic Leasing, Inc
- 575. Medical Education Systems, LLC
- 576. Medical Media Communications, LLC
- 577. Medical Strategies, Inc.
- 578. MediQual Systems, Inc.
- 579. Meditrol Automation Systems, Inc.
- 580. Meditrol, Inc.
- 581. MedMined, Inc.
- 582. Mercury Merger Sub, LLC
- 583. Mesa Merger Corp.
- 584. MicroGas Limited
- 585. MicroMedical Deutschland GmbH
- 586. Microport Healthcare, LLC
- 587. Midland Pharmacies, Inc
- 588. Mississippi Medical Supply Cooperative, L.L.C.
- 589. MRI Equipment Partners, Ltd.
- 590. Mudhen Merger Corp.
- 591. Multi-Medica S.A.
- 592. Multipharm Limited
- 593. Nanjing Baiji Advanced Specialty Drug Store Company Limited
- 594. Nanning Baiji Advanced Specialty Pharmacy Company Limited
- 595. Nationwide Ostomy Supplies Limited
- 596. Navigator Health, Inc.
- 597. NaviHealth Holdings, LLC
- 598. NaviHealth SM Holdings, Inc.
- 599. NaviHealth, Inc.
- 600. Nexus Healthcare, Inc.
- 601. Nitric Bio Therapeutics, Inc.
- 602. Northern Michigan Supply Alliance, L.L.C.
- 603. Ohio Valley-Clarksburg, Inc.
- 604. Oncology Holdings, Inc.
- 605. Onpointe Medical Communications, LLC
- 606. Oval (Shanghai) Technologies, Inc.
- 607. Oval Technologies (H.K.) Pty Limited
- 608. Owen Healthcare Building, Inc.
- 609. Pacific Surgical Innovations, Inc.
- 610. Panther Merger Sub II, Inc.
- 611. Panther Merger Sub, Inc.
- 612. Parch, L.L.C.
- 613. Parch, L.L.C. State File
- 614. ParMed Pharmaceuticals, LLC
- 615. PatientScribe Inc.
- 616. PCI Acquisition I, Inc.
- 617. PCI Acquisition II, Inc.
- 618. PCI Services Holdings, Inc.

619. PCI Services III, Inc.
620. PCI/Acquisition III, Inc.
621. PCI/All Pack Holdings, Inc.
622. PCI/Delvco, Inc. State File
623. PCI/Tri-Line (Usa), Inc.
624. Pharmaceutical & Diagnostic Services, LLC
625. Pharmacy Service Corporation
626. Phillipi Holdings, Inc.
627. PHR Staffing, Inc.
628. Post-Acute Care Center For Research, LLC
629. Practicome Solutions, LLC
630. Princeton Diagnostic Isotopes, Inc.
631. Priority Healthcare Services Corporation
632. Procedure-Based Instrument Services, L.L.C.
633. Productos Urologos de Mexico S.A. de C.V.
634. Professional Health-Care Resources, Inc.
635. Pyxis Capital Corporation
636. Pyxis Funding II, LLC
637. Pyxis Funding, LLC
638. R Cubed, Inc.
639. R. P. Scherer Hardcapsule (West)
640. R.P. Scherer Inc.
641. R.P. Scherer Technologies, Inc.
642. Radiopharmacy Of Boise, Inc.
643. Radiopharmacy Of Northern California, Inc.
644. Renlar Systems, Inc.
645. RightCare Solutions, Inc.
646. Royal Merger Sub, Inc.
647. Scela, Inc.
648. Scriptline, Inc.
649. SensorMedics (Deutschland) GmbH
650. SensorMedics Corporation
651. Shanghai Baiwei Drug Store Company Limited
652. Shanghai Cardinal Baiwei Drug Store Co., Ltd.
653. Shanghai Jinyi Health Management Consultation Co., Ltd.
654. Shanghai Luoda Pharmaceutical Company Limited
655. Shenzhen Zhengdan Investment Company Limited
656. Simolo (GL) Limited
657. Sistemas Medicos ALARIS S.A. de C.V.
658. Snowden Pencer Holdings, Inc.
659. Snowden Pencer, Inc.
660. Solomons Company
661. Source Medical Corporation
662. SRX, Inc.
663. Strategic Implications International, LLC
664. Supplyline Technologies Limited
665. Surgical Carepair, L.L.C.
666. Surgical Instrument Repair Service, L.L.C.
667. Syncor Belgium SPRL
668. Syncor Diagnostics Bakersfield, LLC
669. Syncor Diagnostics Dallas, LLC
670. Syncor Diagnostics Encino, LLC
671. Syncor Diagnostics Fullerton, LLC
672. Syncor Diagnostics Laguna Hills, LLC
673. Syncor Diagnostics Plano, LLC
674. Syncor Diagnostics Sacramento, LLC
675. Syncor Financing Corporation
676. Syncor Italy srl
677. The Enright Group, Inc.
678. The Heron Corporation
679. The LVC Corporation
680. Tianjin Cardinal Pharmacy Co., Ltd.
681. Toledo Pharmacy Company
682. Tropic Merger Sub, Inc.
683. UroMed, Inc.
684. VIASYS Healthcare Ireland Limited
685. VIASYS Healthcare Island EHF
686. VIASYS Healthcare S.A.R.L.
687. VIASYS Holdings Inc.
688. VIASYS NeuroCare France SAS
689. VIASYS Polymer Products LLC
690. Virginia Imaging Center, LLC
691. Virginia Merger Corporation
692. Vistant Corporation
693. Vistant Holdings, Inc.
694. Vubiq Inc.
695. Wenzhou Xinte Pharmaceutical Co., Ltd.
696. West Hudson, Inc.
697. West Texas Nuclear Pharmacy Partners
698. Wholesale (PI) Limited
699. Williams Drug Distributors, Inc.
700. Wolf Merger Corp.
701. Wrangler Acquisition Sub, Inc.
702. Wuhan Baiji New & Special Drug Store Company Limited
703. Xiamen Cardinal Baiwei Drug Store Co., Ltd.
704. Xi'an Baiji Advanced Specialty Pharmacy Company Limited
705. Yorkshire Pharmacy, Inc.

McKesson

1. "Aewige" ärztliche
Wirtschaftsgesellschaft m.b.H., HG Wien
2. "die apoteeke in teesdorf" Mag. pharm.
Gerda Kohlhauser KG, LG Wiener
Neustadt
3. "Esplanade-Apotheke" Mag. pharm.
Anna-Maria Köck KG, Landesgericht
Wels
4. "Panther Apotheke" Mag. pharm. Sandra
Krokos KG, Landesgericht Graz
5. 10101 Woodloch Forest LLC
6. 2012 DREAM LIMITED, England
7. 28CVR LIMITED, England
8. 3068312 Nova Scotia ULC
9. 3069163 Nova Scotia Limited
10. 3069164 Nova Scotia Limited
11. 30MC LIMITED, England
12. 701985 N.B. INC.
13. A C FERGUSON (CHEMIST) LIMITED,
England
14. A. SUTHRELL (HAULAGE) LIMITED,
England
15. A.F.M. Bergamo S.p.A., Italy
16. A.L.I. Holdings LLC
17. A.L.I. Imaging Systems Corp.
18. A.L.I. Technologies (International) LLC
19. AAH BUILDERS SUPPLIES LIMITED,
England
20. AAH FURB PENSION TRUSTEE
LIMITED, England
21. AAH Glass & Windows Limited, England
22. AAH Ireland, Dublin
23. AAH LIMITED, England
24. AAH Lloyds Insurance (IoM) Limited,
Isle Of Man
25. AAH LLOYDS PENSION TRUSTEES
LIMITED, England
26. AAH NOMINEES LIMITED, England
27. AAH ONE LIMITED, Scotland
28. AAH PHARMACEUTICALS LIMITED,
England
29. AAH TWENTY FOUR LIMITED,
Scotland
30. AAH TWENTY LIMITED, England
31. AAH TWENTY SIX LIMITED, England
32. ABG Apotheken-Beratungsgesellschaft
mbH, Stuttgart
33. Access Health NZ Limited
34. AccessMed Holdings, Inc.
35. AccessMed, Inc. (AccessMed, LLC)
36. AccessMed, LLC
37. ACME DRUG CO. LIMITED, Scotland
38. ADDED MARKETING LIMITED,
England
39. Adler Apotheke Krems Mag. Gabriele
Denk KG, LG Krems an der Donau
40. Adler-Apotheke Mag.pharm. Ingrid
Chvatal KG, LG Leoben
41. Admenta Beteiligungs GmbH, HG Wien
42. Admenta Denmark ApS, Copenhagen
43. Admenta Deutschland GmbH, Stuttgart
44. ADMENTA HOLDINGS LIMITED,
England
45. ADMENTA ITALIA S.P.A., CCIAA di
Bologna
46. ADMENTA PENSION TRUSTEES
LIMITED, England
47. Admenta Sweden AB
48. ADMENTA UK LIMITED, England
49. Admenta Verwaltungs GmbH, HG Wien
50. AFM S.p.A., CCIAA di Bologna
51. AHLPHARMACY LIMITED, England
52. ALCHEM (SOUTHERN) LIMITED,
England
53. ALPE-ADRIA PHARMA farmacevtsko
podjetje d.o.o., Ljubljana
54. Alphar Ayeneux, Belgium
55. Alphar Gilly DL, Belgium
56. Alphar Monceau sur Sambre, Belgium
57. Alphar Partners SA, Belgium
58. Alte Löwen-Apotheke Mag. pharm.
Kristina Taubald KG, HG Wien
59. Alte Spora Apotheke Mag.pharm. Stephan
Öhlzelt KG, LG St. Pölten
60. Amethyst Acquisition Corp.
61. Ancavion GmbH, AG Darmstadt
62. Ancillary Management Solutions, Inc.
63. Anton-Bruckner-Apotheke Mag.pharm.
Christian Schwarzenbrunner KG, LG Linz
64. AOR Holding Company of Indiana, Inc.
(AOR Holding Company of Indiana, LLC)
65. AOR Holding Company of Indiana, LLC
66. AOR Management Company of Alabama,
Inc.
67. AOR Management Company of Arizona,
Inc. (AOR Management Company of
Arizona, LLC)

- | | |
|--|--|
| 68. AOR Management Company of Arizona, LLC | 92. AOR Real Estate, Inc. (AOR Real Estate, LLC) |
| 69. AOR Management Company of Central Florida, Inc. | 93. AOR Real Estate, LLC |
| 70. AOR Management Company of Florida, Inc. | 94. AOR Synthetic Real Estate, Inc. (AOR Synthetic Real Estate, LLC) |
| 71. AOR Management Company of Indiana, Inc. (AOR Management Company of Indiana, LLC) | 95. AOR Synthetic Real Estate, LLC |
| 72. AOR Management Company of Indiana, LLC | 96. AORIP, Inc. |
| 73. AOR Management Company of Kansas, Inc. | 97. AORT Holding Company, Inc. (AORT Holding Company, LLC) |
| 74. AOR Management Company of Missouri, Inc. (AOR Management Company of Missouri, LLC) | 98. AORT Holding Company, LLC |
| 75. AOR Management Company of Missouri, LLC | 99. AORT LP, LLC |
| 76. AOR Management Company of Nevada, Inc. | 100. Aporana AS |
| 77. AOR Management Company of New York, Inc. | 101. Apotheke "Zum Bergmann" Mag.pharm. Sabine Tuttner KG, LG Leoben |
| 78. AOR Management Company of North Carolina, Inc. | 102. Apotheke "Zur heiligen Dreifaltigkeit" Mag. pharm. Edith Schuller-Grundnig KG, Landesgericht Korneuburg |
| 79. AOR Management Company of Ohio, Inc. | 103. Apotheke "Zur Mutter Gottes" Mag. pharm. Karin Nozicka KG, HG Wien |
| 80. AOR Management Company of Oklahoma, Inc. (AOR Management Company of Oklahoma, LLC) | 104. Apotheke Atzgersdorf Mr. Hermann Latzin KG, Wien |
| 81. AOR Management Company of Oklahoma, LLC | 105. Apotheke im Messepark Mag. pharm. Dietmar Purin KG, LG Feldkirch |
| 82. AOR Management Company of Oregon, Inc. | 106. Apotheke Niklasdorf Mag. pharm. Matthias Schögggl KG, LG Leoben |
| 83. AOR Management Company of Pennsylvania, Inc. (AOR Management Company of Pennsylvania, LLC) | 107. APOTHEKE U1 TROSTSTRASSE, Mag. pharm. Max Wellan KG, HG Wien |
| 84. AOR Management Company of Pennsylvania, LLC | 108. Apotheke Zum heiligen Antonius Mag. pharm. Walter Staschek KG, LG Wiener Neustadt |
| 85. AOR Management Company of South Carolina, Inc. | 109. Apotheke zum heiligen Schutzengel Mag.pharm. Barbara Penz-Arzberger KG, Landesgericht Graz |
| 86. AOR Management Company of Texas, Inc. | 110. Apotheke zum Patriarchen Mag. pharm. Brigitte Kölbl KG, HG Wien |
| 87. AOR Management Company of Virginia, Inc. (AOR Management Company of Virginia, LLC) | 111. Apotheke Zur hl. Dreifaltigkeit Mag. pharm. Doris Richter KG, LG Wiener Neustadt |
| 88. AOR Management Company of Virginia, LLC | 112. Apotheke Zur Hütte Mag. pharm. Mrak KG, LG Leoben |
| 89. AOR of Indiana Management Partnership | 113. Apovest AS |
| 90. AOR of Texas Management Limited Partnership | 114. Apovest Drift AS |
| 91. AOR of Texas Management, LLC | 115. Art Acquisition Subsidiary, Inc. |
| | 116. Ascalon International, Inc. |
| | 117. ATLAS Travel Clinic Limited, England |
| | 118. Attentus Medical Sales, Incorporated (Attentus Medical Sales, LLC) |
| | 119. Attentus Medical Sales, LLC |
| | 120. Awarix, Inc. |
| | 121. Axis Medical Management, Inc. |

122. AYRSHIRE PHARMACEUTICALS LIMITED, Scotland
123. AZIENDA FARMACEUTICA MUNICIPALE di Cremona S.p.A., CCIAA di Cremona
124. Azienda Farmacie Milanesi S.p.A., CCIAA di Milano
125. Babbingore Limited, Dublin
126. BAILLIESTON HEALTH CENTRE PHARMACY LIMITED, Scotland
127. Ballycane Pharmacy Limited, Ireland
128. BANNISTER & THATCHER LIMITED, England
129. BARCLAY PHARMACEUTICALS (ATHERSTONE) LIMITED, England
130. BARCLAY PHARMACEUTICALS LIMITED, England
131. BARLEY CHEMISTS HOLDINGS LIMITED, England
132. BARRY SHOOTER (ROMFORD) LIMITED, England
133. BDI Pharma, Inc. (BDI Pharma, LLC)
134. BDI Pharma, LLC
135. Beausejour Drugs Limited
136. BEAUTY CARE DRUGSTORES LIMITED, England
137. Beldere Corporation
138. BeneVi Health LLC (Biologics, Inc.)
139. BENU Apotheken B.V., Chamber of commerce Amsterdam
140. BENU Nederland BV, Kamer van Koophandel Amsterdam
141. BERKSHIRE MEDICAL SUPPLIES LIMITED, England
142. BETTERLIFEHEALTHCARE LIMITED, England
143. BIG PHARMA LIMITED, Scotland
144. Biologics, Inc.
145. Blackhall Pharmaceutical Distributors Limited
146. Blackhawk Development LLC
147. Blackstaff Pharmaceuticals Limited, England
148. Blomsterdalen Apotek AS
149. Blue Medical Supply, Inc. (McKesson Medical-Surgical Inc.)
150. Boad Seven, Inc.
151. BOFH Holdings Unlimited Company, Ireland
152. Bottomline Medical Solutions, LLC (Linear Holdings, LLC)
153. Breamor Pharmacy Limited, Ireland
154. Brevard Radiation Oncology, LLC
155. Brickyard Acquisition Inc. (Biologics, Inc.)
156. BRIDPORT MEDICAL CENTRE SERVICES LIMITED, England
157. Brocacef Groep N.V., Maarssen
158. Brockton Radiation Oncology, LLC
159. Brooklyn Radiation Oncology, LLC
160. Brukar Enterprises, Inc.
161. Bullet Acquisition Corporation
162. CAHILL MAY ROBERTS GROUP LIMITED, Dublin
163. California Golden State Finance Company
164. Camic Pharmacies Limited, Ireland
165. Canada Distribution Holdings Limited Partnership
166. Canada Retail Holdings Limited Partnership Societe en Commandite Gestion Detail Canada
167. Cancer Treatment Associates of Northeast Missouri, Ltd.
168. CARONET TRADING LIMITED, England
169. Carrollton Radiation Therapy Center, LLC
170. Cascade Medical Supply, Inc. (McKesson Medical-Surgical Minnesota Supply Inc.)
171. Cavalier Acquisition Company LLC
172. CCCN NW Building JV, LLC
173. Celesio Business Services Ltd., Ireland
174. CENTRALE D`ADMINISTRATION DE BIENS IMMOBILIERES, Bobigny
175. CGSF Funding Corporation (CGSF Funding LLC)
176. CGSF Funding LLC
177. Chem Labs Limited, Dublin
178. CHNG Newco LLC
179. CHNG NewSub Inc.
180. City Properties, S.A.
181. Civiche Farmacie Desio S.p.A., Italy
182. Claimone, LLC (Linear Holdings, LLC)
183. ClaimSecure Inc. (SUCCESSOR)
184. CLARK CARE GROUP LIMITED, England
185. CLARK MUNRO LIMITED, Scotland
186. ClarusONE Sourcing Services LLP
187. Clinicians Database, L.L.C.
188. CMR Holdings Ltd, Dublin
189. Coleham, Dublin
190. Colorado Cancer Centers, LLC
191. Combined Enterprises Corporation

192. COMPANY CHEMISTS ASSOCIATION LIMITED, England
193. COMPTOIR MONEGASQUE DE BIOCHIMIE, Monaco
194. COMPTOIR PHARMACEUTIQUE MEDITERRANEEN, Monaco
195. CONSORZIO SERVIZI SALUTARI S.C.A. R.L., Italy
196. CookCo, Inc.
197. Cophana SA, Belgium
198. Corporation Groupe Pharmessor/Pharmessor Group Corporation (SUCCESSOR 10/01/2017)
199. Corporation of America
200. CoverMyMeds LLC
201. CoverMYMeds Specialty Pharmacy Holdings LLC
202. CoverMYMeds Specialty Pharmacy LLC
203. CPG Industries, Inc.
204. Crocker Plaza Company (Crocker Plaza LLC)
205. Crocker Plaza LLC
206. CROSS AND HERBERT (DEVON) LIMITED, England
207. CROSS AND HERBERT (HOLDINGS) LIMITED, England
208. CROSS AND HERBERT LIMITED, England
209. Crowley`s Blackrock Limited, Dublin
210. Cypress Import Brokerage LLC
211. Cypress Medical Products LLC
212. D & K Healthcare Resources LLC
213. D & K Healthcare Resources, Inc. (D & K Healthcare Resources LLC)
214. D & K Pharmacy Solutions, Inc.
215. D & K Receivables Corporation
216. D.F. O'Neill (Chemists) Ltd, Dublin
217. Dale Apotek AS
218. Danubia-Apotheke Mag. pharm. Barbara Sedelies KG, HG Wien
219. Dargle Pharmacies Holdings Limited, Ireland
220. DATACARE Datenpflege des Pharmagroßhandels Ges.m.b.H., HG Wien
221. DATAPHARM, Paris
222. Daytona Beach Radiation Oncology, LLC
223. DC Land Company
224. DCAZ Land Company
225. Delta Clinical Research, LLC
226. DEPOTRADE, Bobigny
227. Derm Vantage, LLC
228. Diana-Apotheke Dr. et Mag. pharm. Michaela Stipsits KG, LG Eisenstadt
229. Die Apotheke Ebenfurth, Mag.pharm. Beate Haage-Löwe KG, LG Wiener Neustadt
230. Dispensing Solutions Acquisition Corporation (DS Holdings, Inc.)
231. Dispensing Solutions, Inc. (Dispensing Solutions, LLC)
232. Dispensing Solutions, LLC (DS Holdings, Inc.)
233. Ditt Apotek Amfi Os AS
234. Ditt Apotek Rodberg AS
235. Ditt Apotek Sorumsand AS
236. Diversified Healthcare, LLC
237. Dix Bulles Pharma, Belgium
238. DLI Market Intelligence ApS, Denmark
239. DOL Pharmacy Limited, Ireland
240. Donnybrook Pharmacy Limited, Ireland
241. Downtown Los Angeles Radiation Oncology, LLC
242. DS Holdings, Inc. (DS Holdings, LLC)
243. DS Holdings, LLC (McKesson Medical-Surgical Top Holdings Inc.)
244. DSRX, Inc. (DS Holdings, Inc.)
245. Dublin 2016 Acquisition, LLC
246. Dublin Holdings Acquisitions, LLC (Vantage Oncology Holdings, LLC)
247. Dublin POS I Acquisition Corp. (POS I Corp.)
248. East Indy CC, LLC
249. ECLIPSE HEALTHCARE LIMITED, England
250. Edwards Medical Supply, Inc.
251. EM Acquisition Corporation
252. Emploi AS
253. Engel-Apotheke Mag. pharm. Susanne Zauner KG, LG Wiener Neustadt
254. Ephrata Diamond Spring Water Co.
255. ESCON (ST NEOTS) LIMITED, England
256. Espafarmed S.L., Belgium
257. EUROSANTE (Société en liquidation), Luxembourg
258. Evesland Limited, Dublin
259. EVOLUTION HOMECARE SERVICES LIMITED, England
260. EXPERT HEALTH LIMITED, England
261. Family Pharmacy @ Las Colinas LLC
262. Fana Apotek AS
263. FAR.CO.SAN S.p.A., CCIAA di Arezzo
264. FARILLON LIMITED, England

265. Farmacia Garbatella I S.r.l., Italy
 266. Farmacie Comunali di Modena S.p.A., Italy
 267. Farmacie Comunali di Padova S.p.A., Italy
 268. Farmacie di Sassuolo S.p.A., Italy
 269. Farmacie Pratesi Pratoфарма S.p.A., CCIAA di Prato
 270. FARMALVARION S.R.L. SOCIO UNICO, Italy
 271. FASTPRO International, Inc.
 272. Federal Medical Supplies, Inc. (McKesson Medical-Surgical Minnesota Supply Inc.)
 273. Felview Limited, Dublin
 274. First Aid Service, Inc.
 275. First Choice Medical Supply Holding, Inc. (First Choice Medical Supply Holding, LLC)
 276. First Choice Medical Supply Holding, LLC
 277. First Choice Medical Supply, LLC
 278. FIRTH & PILLING LIMITED, England
 279. Flex-Master Technology Holdings, Inc.
 280. Floriani-Apotheke Mag.pharm. Doris Leykauf KG, LG Graz
 281. Foremost de Venezuela, S.A. (Forvensa)
 282. Foremost Homes Hawaii, Ltd.
 283. Foremost Iran Corporation
 284. Foremost Shir, Inc.
 285. Foremost Tehran, Inc.
 286. FOSTER & PLUMPTON GROUP LIMITED, England
 287. FOSTER & PLUMPTON LIMITED, England
 288. Foundation For Opioid Response Efforts
 289. G J MALEY LIMITED, Isle Of Man
 290. G K CHEMISTS (GLOS) LIMITED, England
 291. G K CHEMISTS LIMITED, England
 292. GEHE Immobilien GmbH & Co. KG, Stuttgart
 293. GEHE Immobilien Verwaltungs-GmbH, Stuttgart
 294. GEHE Pharma Handel GmbH, Stuttgart
 295. General Medical Inc.
 296. GEORGE STAPLES (STOKE) LIMITED, England
 297. Gerard Ryan Pharmacy (Clonmel) Limited, Dublin
 298. GERSTHOFER-APOTHEKE Mag.pharm. Elisabeth Reissegger KG, HG Wien
 299. Giardina Enterprises, Inc.
 300. Glendale Radiation Oncology, LLC (Vantage Oncology Treatment Centers, LLC)
 301. Golden State Company, Ltd.
 302. Golden State Corporate Services LLC
 303. Golden State Insurance Company Limited
 304. Golden State Milk Products Company
 305. Goodman Manufacturing Company
 306. Gorrays Pharmacy Limited, Ireland
 307. Goviltown Limited, Westmeath
 308. GPL 2007 LIMITED, England
 309. GRAEME PHARMACY (STIRLING) LIMITED, Scotland
 310. GREENS PHARMACEUTICAL (HOLDINGS) LIMITED, England
 311. Greenville Radiation Care, Inc.
 312. Greystones Pharmacy Limited, Dublin
 313. GROUPE PHR, France
 314. Gulf South Medical Supply, Inc. (Gulf South Medical Supply, LLC)
 315. Gulf South Medical Supply, LLC
 316. Gwinnett Radiation Oncology, LLC
 317. H THATCHER LIMITED, England
 318. Haleston Enterprises Limited, Dublin
 319. HBO & Company (VI), Inc.
 320. HBO & Company of Georgia
 321. HBOC Ventures, Inc.
 322. HC Beteiligungsgesellschaft mbH, HG Wien
 323. HDSC Acquisition Corp.
 324. Health Data Sciences Corporation
 325. Health Mart Atlas, LLC
 326. Health Mart Systems, Inc.
 327. HEALTH NEEDS LIMITED, England
 328. HEALTHCLASS LIMITED, England
 329. Heinz Management Co.
 330. Helmarc Holdings Limited, Dublin
 331. HEP HealthQx Holdings, Inc. (McKesson Technologies Inc.)
 332. Herba Chemosan Apotheker-AG, HG Wien
 333. HERBERT FERRYMAN LIMITED, England
 334. Hercules Parent LLC
 335. Herz - Jesu Apotheke Mag. pharm. Marianne Keller KG, HG Wien

336. Herz Jesu Apotheke & Parfümerie Mag. pharm. Ingrid Heller KG, LG Feldkirch
337. HF Land Company
338. HFN of Northwest Florida, Inc.
339. HIGGINS & SON (CHEMISTS) LIMITED, England
340. HILL-SMITH (WARRINGTON) LIMITED, England
341. HisComp Co., Zee Medical Service Co.
342. HMS Acquisition Corp.
343. HOLLYFAR - Marcas e Comunicação, Unipessoal, Lda., Portugal
344. HOLMSCROFT HC LIMITED, Scotland
345. HOLON, S.A., Portugal
346. Honeybee Bridge LLC
347. HTP Inc. (HTP LLC)
348. HTP LLC
349. Hubertus-Apotheke Mag.pharm. E. Klettenhofer KG, HG Wien
350. HUSKY AQUISITION INC.
351. Hygeia Bottled Water, Inc.
352. HYWEL DAVIES (CAERPHILLY) LIMITED, England
353. IHA Corp.
354. Imagine Health, Inc.
355. INDEPENDENT PHARMACY CARE CENTRES (2008) LIMITED, England
356. Indian River Radiation Oncology, LLC
357. Infolab, LLC
358. Innovent Oncology, LLC
359. INSPIRON DISTRIBUTION LIMITED, England
360. Integrated Cancer Care, LLC
361. Integrated Pathology Services
362. IntelliClaim, Inc.
363. Inten GmbH, Stuttgart
364. Intercal, Inc.
365. International Dairy Engineering Co. of Asia, Inc.
366. InterQual Inc.
367. intraFUSION GP, LLC
368. Intrafusion Holding Corp.
369. intraFUSION Purchasing Network, LLC
370. intraFUSION Research Network, LLC
371. Inviva, McKesson Pharma Care Network Corporation / La Corporation Inviva, Reseau de soins pharmacologiques McKesson (SUCCESSOR)
372. Iowa Pharmaceutical Services, LLC
373. IPCC LIMITED, England
374. IPD Holdings, Inc.
375. J S DENT LIMITED, England
376. Bradbury (Surgical) Limited, Northern Ireland
377. J.G. Crowley Pharmacy Limited, Dublin
378. JACS, Inc.
379. Jaron, Inc.
380. Jeffersonville Radiation Technology, LLC
381. Jessheim Apotek AS
382. Jewett Drug Co.
383. Jewett Drug LLC
384. Johannes Apotheke Mag. pharm. Deutsch KG, LG Graz
385. JOHN BELL & CROYDEN LIMITED, England
386. JOHN HAMILTON (PHARMACEUTICALS) LIMITED, Scotland
387. Jupiter Acquisition Ltd.
388. Kairnburry, Dublin
389. Kathleen Properties Subdivision Association, Inc.
390. Keling Limited
391. Keltman Pharmaceuticals, Inc. (Linear Holdings, LLC)
392. Kemofarmacija, veletrgovina za oskrbo zdravstva, d.d., Ljubljana
393. Keystone/Ozone Pure Water Company
394. Kilshallow Limited, Dublin
395. KINGSWOOD CHEMISTS LIMITED, England
396. KINGSWOOD GK LIMITED, England
397. Kitco, Inc.
398. Knowledgeable Healthcare Solutions, Inc.
399. Kreuz-Apotheke KG, HG Wien
400. KWS & P, Inc
401. KWS & P/SFA, Inc.
402. KYLE & CARRICK HOLDINGS LIMITED, Scotland
403. Laboratoria Flandria NV, Belgium
404. Laboratory Supply Company
405. Labsco Holdings, Inc. (McKesson Medical-Surgical Inc.)
406. Leesburg Radiation Oncology, LLC
407. LEVELCROWN LIMITED, England
408. Liberty Real Estate NJ LLC
409. Lind-Apotheke Mag. pharm. Alexander Telesko KG, LG Klagenfurt
410. Linear Holdings, Inc. (McKesson Medical-Surgical Top Holdings Inc.)
411. Linear Holdings, LLC (Linear Holdings, Inc.)

412. Linear Medical Solutions, LLC
413. LINFORD PHARMACIES LIMITED,
England
414. LISEAPOTEKENE AS
415. Lissone Farmacie S.p.A., CCIAA di
Monza e Brianza
416. LIVINGSTON HEALTH CENTRE (P.D)
CO. LIMITED, Scotland
417. LKW, Inc.
418. LLOYDS CHEMISTS LIMITED,
England
419. LLOYDS CHEMISTS RETAIL
(NORTHERN) LIMITED, England
420. LLOYDS CHEMISTS RETAIL
LIMITED, England
421. LLOYDS GROUP PROPERTIES
LIMITED, England
422. Lloyds Pharmacy Clinical Homecare
Limited, England
423. LLOYDS PHARMACY LIMITED,
England
424. LLOYDS PROPERTIES LIMITED,
England
425. LLOYDS Property Management
Company Belgium S.A., Belgium
426. LLOYDS RETAIL CHEMISTS
LIMITED, England
427. Lloyds Retail S.r.l., Socio Unico, Italy
428. LLOYDSFARMACIA ROMA 4 S.R.L.,
Italy
429. Lloydspharma Group S.A., Belgium
430. Lloydspharma S.A., Belgium
431. Lloydspharmacy Ireland Limited, Dublin
432. Lory Apotheke Mag. pharm. Karin
Eichinger KG, HG Wien
433. LP Clinical Homecare Group Limited,
England
434. LPL ONE LIMITED, England
435. M H GILL LIMITED, England
436. M PAYNE & CO LIMITED, England
437. Macfor International Finance Company
438. MACON Acquisition Corp.
439. Macro Helix LLC
440. Madison Acquisition Inc.
441. Marathon Acquisition Subsidiary, Inc.
442. Mariahilf-Apotheke Mag. pharm.
Christoph Rücklinger KG, LG St. Pölten
443. Mariahilf-Apotheke Mag. pharm. Helga
Mann KG, Landesgericht Graz
444. Marien-Apotheke Mag. pharm. Thomas
Job KG, LG Eisenstadt
445. Marien-Apotheke, Mag.pharm. Eva
Grabner KG, Landesgericht Korneuburg
446. Maryland First Aid Co., Inc.
447. MASTA Limited, England
448. Masters Drug Company, Inc.
449. MATIS Immobilien OHG, Stuttgart
450. Maurice F. Dougan Limited, Dublin
451. May Roberts Ltd, Dublin
452. MCK Acquisition Corp.
453. McK International Financial Holdings
(Barbados) SRL
454. McKesson (Cayman Islands) Inc.
455. McKesson (Shanghai) Trading Company
Limited
456. McKesson + Strategic Solutions ULC /
Solutions Strategiques McKesson + ULC
457. McKesson Automation Systems Inc.
458. McKesson Belgium Holdings SPRL,
Belgium
459. McKesson Canada Corporation/La
Corporation McKesson Canada
(SUCCESSOR)
460. McKesson Canada Finance IA ULC
461. McKesson Canada Finance IB ULC
462. McKesson Capital Funding Corp.
463. McKesson Capital Funding Corporation
464. McKesson Capital LLC
465. McKesson Central Fill LLC (McKesson
Distribution Holdings LLC)
466. McKesson Contract Research
Organization LLC
467. McKesson Cork Business Solutions
Unlimited Company
468. McKesson Corporate Properties, Inc.
469. McKesson Corporation
470. McKesson Development Corp.
471. McKesson Distribution Holdings LLC
472. McKesson Drug Company LLC
473. McKesson Europe AG
474. McKesson Europe Holdings GmbH & Co.
KGaA
475. McKesson Europe Holdings Verwaltungs
GmbH
476. McKesson Financial Holdings II
Unlimited Company
477. McKesson Financial Holdings Unlimited
Company
478. McKesson Financing Trust III
479. McKesson Financing Trust IV
480. McKesson Foundation Inc.

- | | |
|--|--|
| 481. McKESSON FRANCE HOLDINGS, Bobigny | 510. McKesson International Bermuda IP5B Unlimited (McKesson International Bermuda IP5A Limited) |
| 482. McKesson France Retail, Bobigny B | 511. McKesson International Bermuda Opco1A Limited |
| 483. McKesson Funding Company of Canada | 512. McKesson International Bermuda Opco1B Unlimited (McKesson International Bermuda Opco1A Limited) |
| 484. McKesson Global Procurement & Sourcing Limited | 513. McKesson International Bermuda Opco3A Limited |
| 485. McKesson Global Sourcing Limited | 514. McKesson International Bermuda Opco3B Unlimited (McKesson International Bermuda Opco3A Limited) |
| 486. McKesson Global Sourcing Limited [Irish Branch] | 515. McKesson International Bermuda Opco4A Limited |
| 487. McKesson Health Solutions Holdings LLC | 516. McKesson International Bermuda Opco4B Unlimited |
| 488. McKesson Health Solutions LLC | 517. McKesson International Finance III Limited (McKesson US Finance Corporation) |
| 489. McKesson Health Solutions Puerto Rico Inc. | 518. McKesson International Finance S.a.r.l. |
| 490. McKesson Health Solutions Texas Inc. | 519. McKesson International Holdings III S.a.r.l. |
| 491. McKesson High Volume Solutions Inc. | 520. McKesson International Holdings IV S.a.r.l. |
| 492. McKesson Information Solutions Finance S.a.r.l. | 521. McKesson International Holdings S.a.r.l. |
| 493. McKesson Information Solutions Holdings II S.a.r.l. | 522. McKesson International Holdings Unlimited Company |
| 494. McKesson Information Solutions Holdings III S.a.r.l. | 523. McKesson International Holdings VI S.a.r.l. |
| 495. McKesson Information Solutions Holdings IV S.a.r.l. | 524. McKesson International Holdings VII S.a.r.l. |
| 496. McKesson Information Solutions Holdings V S.a.r.l. | 525. McKesson International Investment Corp. |
| 497. McKesson Information Solutions III LLC | 526. McKesson International Ireland I Limited |
| 498. McKesson Information Solutions Inc. (McKesson Information Solutions LLC) | 527. McKesson International LLC |
| 499. McKesson Information Solutions IV LLC | 528. McKesson International Malaysia Sdn Bhd |
| 500. McKesson Information Solutions LLC | 529. McKesson International S.a.r.l. |
| 501. McKesson Information Solutions Topholdings S.a.r.l. | 530. McKesson International Topholdings S.a.r.l. |
| 502. McKesson Information Solutions UK Limited | 531. McKesson Ireland Limited |
| 503. McKesson International Bermuda IP2A Limited | 532. McKesson Logistics Solutions |
| 504. McKesson International Bermuda IP2B Unlimited | 533. McKesson Medical Imaging Company Ltd. (predecessor) |
| 505. McKesson International Bermuda IP3A Limited | 534. McKesson Medical-Surgical FDT Inc. |
| 506. McKesson International Bermuda IP3B Unlimited (McKesson International Bermuda IP3A Limited) | 535. McKesson Medical-Surgical Government Solutions LLC |
| 507. McKesson International Bermuda IP4A Limited | 536. McKesson Medical-Surgical Holdings Inc. |
| 508. McKesson International Bermuda IP4B Unlimited (McKesson International Bermuda IP4A Limited) | 537. McKesson Medical-Surgical Inc. |
| 509. McKesson International Bermuda IP5A Limited | 538. McKesson Medical-Surgical Iowa Inc. |

539. McKesson Medical-Surgical Iowa Supply Inc.
540. McKesson Medical-Surgical Maine Inc.
541. McKesson Medical-Surgical Manufacturing Inc.
542. McKesson Medical-Surgical MediMart Inc.
543. McKesson Medical-Surgical MediNet Inc.
544. McKesson Medical-Surgical Minnesota Inc. (McKesson Medical-Surgical Holdings Inc.)
545. McKesson Medical-Surgical Minnesota Supply Inc.
546. McKesson Medical-Surgical Supply Chain Services LLC
547. McKesson Medical-Surgical Top Holdings Inc.
548. McKesson Medication Management Holdings Inc.
549. McKesson Medication Management Virgin Islands Inc.
550. McKesson Norway Holdings AS
551. McKesson Pharmacy Optimization LLC
552. McKesson Pharmacy Systems Canada ULC
553. McKesson Pharmacy Systems LLC
554. McKesson Plasma and Biologics LLC
555. McKesson Prescription Drug Plan LLC
556. McKesson Property Company, Inc.
557. McKesson Purchasing Company LLC
558. McKesson Services Inc. (McKesson Services LLC)
559. McKesson Services LLC
560. McKesson Sourcing Services Inc.
561. McKesson Specialized Distribution Inc. / McKesson Distribution Specialisee Inc. (Successor)
562. McKesson Specialty Arizona Inc.
563. McKesson Specialty Care Distribution Corporation (McKesson Specialty Care Distribution LLC)
564. McKesson Specialty Care Distribution JV LLC
565. McKesson Specialty Care Distribution LLC
566. McKesson Specialty Corporation
567. McKesson Specialty Distribution LLC
568. McKesson Specialty Health Innovative Practice Services, LLC
569. McKesson Specialty Health Management Services LLC
570. McKesson Specialty Health Pharmaceutical & Biotech Solutions, LLC
571. McKesson Specialty Health Pharmaceutical & Biotech Solutions, LP (McKesson Specialty Health Pharmaceutical & Biotech Solutions, LLC)
572. McKesson Specialty Health Technology Products LLC
573. McKesson Specialty Pharmacy, LP (RxC Acquisition Company)
574. McKesson Specialty Prescription Services (Atlantic) Corporation/Corporation McKesson Services de Prescription Spécialisée (Atlantique)
575. McKesson Specialty Prescription Services (B.C.) Corporation
576. McKesson Specialty Prescription Services Corporation
577. McKesson SPS (Manitoba) Corporation
578. McKesson Strategic Services Limited
579. McKesson Technologies Inc.
580. McKesson Trading Company
581. McKesson Transportation Systems, Inc.
582. McKesson UK Finance I Limited
583. McKesson UK Finance II Limited
584. McKesson UK Finance V Limited
585. McKesson UK Holdings Limited
586. McKesson US Finance Corporation
587. McKesson US Holdings GP
588. McKesson Ventures LLC
589. McKesson Ventures Unlimited Company
590. McQueary Bros. Drug Company
591. McQueary Bros. Drug Company, LLC
592. McSweeney Dispensers 10 Limited, Ireland
593. McSweeney Dispensers 23 Limited, Ireland
594. MDD pharma N.V., Belgium
595. MED3000 Health Solutions Southeast
596. MED3000 RPG
597. Medaid Supply, Inc.
598. Medcon Telemedicine Technology, Inc.
599. Median Healthcare Services Unlimited Company, Ireland
600. Medical & Vaccine Products, Inc.
601. Medical Advisory Services for Travellers Abroad Limited, England
602. Medical Specialties Distributors Holdings, Inc. (MSD Parent Corporation)
603. Medical Specialties Distributors, LLC

- 604. Medical Specialties Holdings Corp.
(Medical Specialties Holdings II Corp.)
- 605. Medical Specialties Holdings II Corp.
- 606. Medicentres Canada Inc. (SUCCESSOR)
- 607. Medicine Shoppe Atlantic Corporation
- 608. Medicine Shoppe Canada Corporation
- 609. Medicine Shoppe Canada Real Estate Corporation
- 610. MEDIMART LIMITED, England
- 611. MediVation, Inc.
- 612. MedVentive Inc.
- 613. MeMed CZ s.r.o., Praha
- 614. Menges Medizintechnik Schweiz AG,
Sankt Gallen
- 615. Merlin Subsidiary Inc.
- 616. Merrick Healthcare Limited
- 617. Metabolic Healthcare Holdings Limited,
England
- 618. Metabolic Healthcare Limited, England
- 619. Metropolitan Integrated Cancer Center,
L.L.C.
- 620. MH/USON Radiation Management
Company, LLC
- 621. MHD-USO General, LLC
- 622. MHD-USO Management Company, LP
- 623. MHS Connecticut LLC
- 624. Michigan Pharmaceutical Services, LLC
- 625. Mid-Atlantic Radiation Oncology LLC
- 626. Millennium Merger Corporation
- 627. Mohawk Liqueur Corporation
- 628. Mohren-Apotheke Mag. Christian Müller
KG, LG Graz
- 629. Moore Medical LLC (McKesson Medical-
Surgical Government Solutions LLC)
- 630. Mosaic Acquisition Corporation
- 631. MOUNT PHARMACY LIMITED,
England
- 632. MSA Products LLC
- 633. MSD Acquisition Corp. (Medical
Specialties Holdings Corp.)
- 634. MSD Parent Corporation (MSD
Acquisition Corp.)
- 635. Multum Information Services, Inc.
- 636. MUNRO PHARMACY LIMITED,
Scotland
- 637. MWPC Acquisition Corp.
- 638. MWPC Acquisition Corp. (PA)
- 639. My MHealth Limited, England & Wales
- 640. myhca, inc.
- 641. NARO, LLC
- 642. National Oncology Alliance, Inc.
- 643. Natureline, Dublin
- 644. NDC of Canada, Inc.
- 645. NDCHealth Corporation
- 646. NDCHealth Pharmacy Systems and
Services, Inc.
- 647. Nebraska Pharmaceutical Services, LLC
- 648. Negatron, Inc.
- 649. Nensi d.o.o., Ljubljana
- 650. NERO GP, LLC
- 651. New Experimental Therapeutics of San
Antonio, LLC
- 652. NEW KIRK PHARMACY LIMITED,
Scotland
- 653. New Mexico Pharmaceutical Services,
LLC
- 654. NewHealthCo, LLC
- 655. NexCura, LLC (McKesson Specialty
Health Technology Products LLC)
- 656. Nibelungen-Apotheke Mag. pharm.
Michaela Wachter KG, LG St. Pölten
- 657. Norsk Medisinaldepot AS
- 658. North Carolina Pharmaceutical Services,
LLC
- 659. Northeast Pennsylvania Radiation
Oncology, LP
- 660. Northern Arizona Oncology Centers, LLC
- 661. Northern Boulevard Radiation Oncology
Management, LLC
- 662. Northern San Fernando Valley Radiation
Oncology, LLC
- 663. Northstar Healthcare Holdings Limited
- 664. Northstar Healthcare Holdings Unlimited
Company
- 665. Northstar Healthcare Limited
- 666. Northstar Healthcare Unlimited Company
- 667. Northstar International Holdings Limited
- 668. Northstar Rx LLC
- 669. Norvern Enterprises, Inc.
- 670. NR Direct, Inc. (McKesson Patient Care
Solutions Inc.)
- 671. O'Leary Pharmacy (Lucan) Limited,
Dublin
- 672. OCP FORMATION, Bobigny
- 673. OCP PORTUGAL, PRODUTOS
FARMACÊUTICOS, S.A., Maia
- 674. OCP REPARTITION, Bobigny B
- 675. OCP, Bobigny
- 676. Oncology Holdings II, Inc.
- 677. Oncology Holdings, Inc.
- 678. Oncology Rehab Partners, LLC

679. Oncology Therapeutics Network Corporation
680. Oncology Today, LP
681. OnMark, Inc.
682. Optimed Health Limited, England & Wales
683. Orca Acquisition Corp.
684. Ørebekk Apotek AS
685. Oswald-Apotheke Mag. pharm. Ilse Pedevilla KG, LG Feldkirch
686. OTN Generics, Inc.
687. OTN Participant, Inc.
688. Outpatient Infusion Systems, Inc
689. Øygarden Apotek AS
690. P C Cahill & Company Limited, Dublin
691. P.L.C.E., Inc.
692. Packet Merger Sub Inc.
693. PALEMODA LIMITED, England
694. Palm Merger Sub, Inc.
695. Panther Acquisition Corporation
696. Panther-Apotheke Mag. pharm. Margarete Breyha KG., LG St. Pölten
697. Paracelsus-Apotheke Mag. pharm. Dr. Birgit Müller KG, Austria
698. Pathology Service Associates, LLC
699. Pathway Purchasing Network, LLC
700. Patient Account Management Services, Inc.
701. PAUL WHEELER LIMITED, England
702. PCB SA, Belgium
703. PEEL STREET PHARMACY LIMITED, England
704. peerVue, Inc. (DE)
705. peerVue, Inc. (NH)
706. Pemberton Marketing International Limited
707. Penn-Chem Corporation
708. PERILLA Grundstücks-Verwaltungsgesellschaft mbH & Co. KG, AG München
709. Per-Se Transaction Services, Inc.
710. PF2 McKesson Technologies Inc.
711. PF2 SpinCo Inc.
712. Pharma Belgium Belmedis SA, Belgium
713. PHARMA PARTNERS, Belgium
714. Pharma Services (NI) Limited, Northern Ireland
715. Pharmaceutical Distributors Federation Ireland Company Limited By Guarantee
716. Pharmaceutical Support Services, Inc.
717. Pharmacie Ananga-Talom, Belgium
718. Pharmacie de la Bascule, Belgium
719. PHARMACTIV DISTRIBUTION, Bobigny B
720. Pharmacy O`Riada Holdings Limited, Dublin
721. PHARMAGEN LIMITED, England
722. PHILIP GOODMAN LIMITED, England
723. PHR ANTILLES, FORT DE FRANCE
724. PhyServ Solutions, Inc.
725. Physician Micro Systems, Inc.
726. Physician Oncology Services Management Company, LLC
727. Physician Reliance Holdings, LLC
728. Physician Reliance Maryland, LP
729. Physician Reliance Network, Inc. (Physician Reliance Network, LLC)
730. Physician Reliance Network, LLC
731. Physician Reliance, L.P.
732. Physician Reliance, LLC
733. Physician Sales & Service Limited Partnership
734. Physician Sales & Service, Inc. (McKesson Medical-Surgical Top Holdings Inc.)
735. Pindsle Apotek AS
736. PMLX Limited
737. POC Management Group, LLC (Dispensing Solutions, Inc.)
738. Podiatry Online, Inc.
739. Portico Systems of Delaware, Inc.
740. POS I Corp. (Dublin 2016 Acquisition, LLC)
741. Presbyterian Cancer Center-Dallas, LLC
742. Prescribing Support Services Limited, England & Wales
743. Prima Brands Limited, Northern Ireland
744. PRIMELIGHT LIMITED, England
745. Prisma S.A.S.
746. PRN Physician Reliance, LLC
747. Pro-AvO GmbH, Deutschland
748. Proclaim, Inc. (McKesson Medical-Surgical MediMart Inc.)
749. PRODILAB, France
750. Providence Radiation Oncology Partners LLC
751. PSS China Sourcing Limited
752. PSS Global Holdings
753. PSS Global Sourcing China Business Trust
754. PSS Global Sourcing Hong Kong Limited

- | | |
|---|--|
| 755. PSS Global Sourcing Limited [Hong Kong] | 791. Rexall/Pharma Plus Pharmacies Ltd. |
| 756. PSS HK 1 Limited | 792. Riel, Inc. |
| 757. PSS Holding, Inc. (McKesson Medical-Surgical Inc.) | 793. Riverside Radiation Oncology, LLC (Vantage Oncology Treatment Centers, LLC) |
| 758. PSS Service, Inc. (McKesson Medical-Surgical Top Holdings Inc.) | 794. R-jet, Incorporated |
| 759. PSS Southeast Asia Limited | 795. RMCC Cancer Center, Inc. (RMCC Cancer Center, LLC) |
| 760. PSS World Medical, Inc. | 796. RMCC Cancer Center, LLC |
| 761. PST Products, LLC | 797. ROSA of Eastern Shore, LLC |
| 762. PST Services, Inc. (PST Products, LLC) | 798. ROSA of Georgia, LLC |
| 763. Purchasing Alliance for Clinical Therapeutics, LLC | 799. ROSA of South Alabama, LLC |
| 764. R F FOSKETT & SON LIMITED, England | 800. ROSA of Southern New Jersey, LLC |
| 765. R GORDON DRUMMOND LIMITED, England | 801. Roth Medical Services, Inc. |
| 766. R/X Automation Solutions, LLC | 802. RPRS, LLC |
| 767. Raabtal-Apotheke Mag.pharm. Karin Drawetz KG, Landesgericht Graz | 803. RX Information Technology LLC |
| 768. Radiation Oncology Services of America, Inc. | 804. RxC Acquisition Company |
| 769. Radiotherapy Clinic Holdings, LLC | 805. RxCrossroads 3PL LLC |
| 770. Radiotherapy Clinics of Kentuckiana, LLC | 806. Ryle and De Lacy Pharmacies Limited, Ireland |
| 771. Radiotherapy Clinics of Kentuckiana-2, LLC | 807. S.K.U., Inc. |
| 772. Radius Data Solutions, LLC | 808. Salus-Apotheke Mag. pharm. Simone Gaigg KG, Salzburg |
| 773. Radius Reimbursement Services, LLC | 809. Salvator - Apotheke Mag. pharm. Gertrude Pölzl KG, LG Leoben |
| 774. Radunnco, Inc. | 810. San Bruno Mountain Ltd., A California Limited Partnership |
| 775. Rancare, Inc. | 811. Sandviken Apotek AS |
| 776. Randolph Home Care Inc. | 812. Sangers (Northern Ireland) Limited, Northern Ireland |
| 777. Randolph Medical Inc. | 813. SANOVA Pharma GesmbH, HG Wien |
| 778. RCOG Cancer Centers, LLC | 814. SAVORY & MOORE (JERSEY) LIMITED, Jersey |
| 779. Rebel Distributors Corp. (McKesson Medical-Surgical Top Holdings Inc.) | 815. SAVORY & MOORE LIMITED, Scotland |
| 780. recucare GmbH, Stuttgart | 816. SCHOLES (CHEMISTS) LIMITED, England |
| 781. recusana GmbH, Stuttgart | 817. Schutzenselapotheker Neufeld Mag. Schweifer KG, LG Eisenstadt |
| 782. Regenbogenapotheke "Am Leberberg" Mag. pharm. Andreas Portisch KG, HG Wien | 818. Scrip Pak, LLC (Linear Holdings, LLC) |
| 783. RelayHealth Corporation (McKesson Information Solutions LLC) | 819. Script2U Holdings LLC |
| 784. Renoir Acquisition Corporation | 820. Script2U LLC |
| 785. Renoir Acquisition Corporation (DE) | 821. ScriptHero LLC |
| 786. RESEAU SANTE, BREST | 822. ScriptHero Pharmacy Holdings LLC |
| 787. RetraceHealth, Inc. | 823. ScriptHero Pharmacy LLC |
| 788. Rexall Pharmacy Group Ltd. | 824. Select RX, LLC (Linear Holdings, LLC) |
| 789. Rexall/Pharma Plus Pharmacies (BC) Ltd. | 825. SelectPlus Oncology, LLC |
| 790. Rexall/Pharma Plus Pharmacies (Sask) Ltd. | 826. Sens Arbeidsinkluderer AS |
| | 827. Sens Eiendom AS |
| | 828. Sens Gruppen AS |
| | 829. Sens Utvikling AS |

830. SERVICE DE LA REPARTITION PHARMACEUTIQUE, Paris
831. SF Valley Derm Equipment I, LLC
832. Sherman Oaks Radiation Oncology, LLC (Vantage Oncology Treatment Centers, LLC)
833. Sherman Oaks Radiation Technology, LLC (Vantage Oncology Treatment Centers, LLC)
834. Shoup Properties, Inc.
835. SHS V Medtech Investments GmbH & Co. KG
836. Simply Medical LLC
837. SIVEM Pharmaceuticals ULC/SIVEM Produits Pharmaceutiques ULC
838. Six R Investments, Inc.
839. SOCIETE COOPERATIVE OUEST PARTAGE, BREST
840. SOCIETE D'ETUDES ET DE REALISATIONS INFORMATIQUES, Monaco
841. Sofarmex BVBA, Belgium
842. Sofiadis SCRL, Belgium
843. Soldier Acquisition Corporation
844. SOPI The Lough Limited, Ireland
845. SOPI Youghal Limited, Ireland
846. SourceTenn LLC
847. South Alabama Cancer Centers, LLC
848. South Bay Radiation Oncology, LLC
849. South Pacific Medical Inc.
850. Southeast Merger Corp.
851. Southeast Texas Cancer Centers, L.P.
852. Southern California Radiation Oncology, LLC
853. Spider Acquisition Corporation
854. Spirit Acquisition Corporation
855. Spring Valley Industries, LLC
856. St. Louis Pharmaceutical Services, LLC
857. St. Lucas-Apotheke Mag.pharm. Ilona Elisabeth Leitner KG, HG Wien
858. St. Markus Apotheke Dr. Elke Kramberger-Kaplan KG, LG Linz
859. St. Richard Apotheke Mag.pharm. Ursula Kohl KG, Landesgericht Korneuburg
860. Stadion-Apotheke Mag. pharm. Ulrike Grosser-Schmidt KG, LG St. Pölten
861. Stadt-Apotheke "Zur heiligen Barbara" Mag. pharm. Igor Mauritsch KG, Austria
862. Stadtapotheke Fürstenfeld Mag. pharm. Waltraud Maier KG, Landesgericht Graz
863. Stat RX USA, LLC (Linear Holdings, LLC)
864. STATIM FINANCE LIMITED, England
865. STEPHEN SMITH LIMITED, Guernsey
866. Sterling Medical Services, LLC (McKesson Patient Care Solutions Inc.)
867. STQ LLC
868. Strategic Health Alliance II, Inc.
869. Strategic Health Alliance Management Corp.
870. Strategic Sourcing Services LLC
871. Streator Radiation Oncology, LLC
872. Stubaital-Apotheke Mag.pharm. Christian Kernstock KG, LG Innsbruck
873. Summa Script LLC
874. Sund Apotek AS
875. SUPERFIELD LIMITED, England
876. Supplylogix LLC
877. T AND I WHITE LIMITED, England
878. T. Sheridan Sales & Marketing, Dublin
879. Tabor Apotheke Mag. pharm. Wolfram Schaden KG, LG Steyr
880. Targa Parent Holdings, LLC
881. TBC Products, Inc.
882. Temperature Controlled Pharmaceuticals Limited
883. Test Corporation changed 2 GM 3 AG
884. Test Entity - Corporation
885. Test Entity - Corporation (Glenette)
886. Test Entity - LLC (Anne)
887. Test Entity - LLC (Glenette)
888. Test Entity - LLC (Karen)
889. Test Entity - LLC (Melissa)
890. Test Entity - LP
891. Test Entity - Manager LLC
892. Test Entity - Member LLC
893. Test Entity - Parent Corporation
894. Texas Pharmaceutical Services, LLC
895. Texas Proton Therapy Center, LLC
896. The Oregon Cancer Centers, Ltd.
897. Theratech, Inc. (McKesson Medical-Surgical Top Holdings Inc.)
898. ThriftyMed, Inc. (McKesson Medical-Surgical Top Holdings Inc.)
899. THURNBY ROSE LIMITED, England
900. Titus Home Health Care LLC
901. Tjellesen Max Jenne A/S, Rodovre
902. Todin A/S, Denmark
903. TOPS Pharmacy Services, Inc.
904. Tower Radiation Technology, LLC
905. Tracer Enterprises LLC

- 906. Tri-State Radiation Oncology Centers, LLC
- 907. Tuna Acquisition Corp.
- 908. Tyler Radiation Equipment Leasing, LLC
- 909. Unicare Dispensers 16 Limited, Ireland
- 910. Unicare Dispensers 27 Limited, Ireland
- 911. Unicare Dispensers 5 Limited, Ireland
- 912. Unicare Pharmacy Group Limited, Dublin
- 913. United Drug (Wholesale) Limited
- 914. United Drug Distributors Ireland Limited
- 915. Unity Oncology, LLC
- 916. Urbani-Apotheke Mag. pharm. Bernhard Prattes KG, LG Graz
- 917. US Oncology Corporate, Inc.
- 918. US Oncology Holdings, Inc.
- 919. US Oncology Lab Services, LLC
- 920. US Oncology Pharmaceutical Services, LLC
- 921. US Oncology Pharmacy GPO, L.P.
- 922. US Oncology Reimbursement Solutions, LLC
- 923. US Oncology Research, Inc. (US Oncology Research, LLC)
- 924. US Oncology Research, LLC
- 925. US Oncology Specialty, LP
- 926. US Oncology, Inc.
- 927. USCITA LIMITED, England
- 928. USON Insurance Company
- 929. USON Risk Retention Group, Inc.
- 930. Utah Acquisition Corporation
- 931. Valley Equipment Company
- 932. Vantage Acquisition Company, LLC (Vantage Oncology, LLC)
- 933. Vantage Acquisition Finance, LLC (Vantage Oncology, LLC)
- 934. Vantage Cancer Care - Alabama, LLC (Vantage Cancer Care Networks, LLC)
- 935. Vantage Cancer Care - Indiana, LLC (Vantage Cancer Care Networks, LLC)
- 936. Vantage Cancer Care - New Mexico, LLC (Vantage Cancer Care Networks, LLC)
- 937. Vantage Cancer Care Network of Alabama, LLC (Vantage Cancer Care Networks, LLC)
- 938. Vantage Cancer Care Network of Indiana, LLC (Vantage Cancer Care Networks, LLC)
- 939. Vantage Cancer Care Network of New Mexico, LLC (Vantage Cancer Care Networks, LLC)
- 940. Vantage Cancer Care Networks, LLC
- 941. Vantage Cancer Centers of Georgia, LLC
- 942. Vantage Central Ohio Radiation Therapy, LLC
- 943. Vantage Equipment Acquisition, LLC
- 944. Vantage Exton Radiation Oncology, LLC
- 945. Vantage Medical Management Services, LLC
- 946. Vantage Mokena Radiation Oncology, LLC
- 947. Vantage Oncology - Brooklyn, LLC
- 948. Vantage Oncology Centers - Beverly Hills, LLC
- 949. Vantage Oncology Finance Co. (Vantage Oncology, LLC)
- 950. Vantage Oncology Holdings, LLC
- 951. Vantage Oncology LLC PAC Corporation
- 952. Vantage Oncology Physics, LLC
- 953. Vantage Oncology Treatment Centers - Brevard, LLC
- 954. Vantage Oncology Treatment Centers - Brockton, LLC
- 955. Vantage Oncology Treatment Centers - Central Florida, LLC (Vantage Oncology Treatment Centers, LLC)
- 956. Vantage Oncology Treatment Centers - Northern Arizona, LLC
- 957. Vantage Oncology Treatment Centers - Ohio, LLC (Vantage Oncology Treatment Centers, LLC)
- 958. Vantage Oncology Treatment Centers - San Antonio, LLC (Vantage Oncology Treatment Centers, LLC)
- 959. Vantage Oncology Treatment Centers - Tri-State, LLC
- 960. Vantage Oncology Treatment Centers, LLC
- 961. Vantage Oncology, LLC
- 962. Vantage Operational Support Services, LLC
- 963. Vantage Radiation Oncology Associates, LLC
- 964. Vantage San Antonio Radiation Oncology, LLC (Vantage Oncology Treatment Centers - San Antonio, LLC)
- 965. Vantage South Suburban Radiation Oncology, LLC
- 966. VC Services, Inc.
- 967. VEC GP, LLC
- 968. VerbalCare, LLC
- 969. Verdal Apotek AS
- 970. Very Important Products, Inc.

- 971. Visitacion Associates
- 972. Vitapharm, proizvodnja in trgovina
farmacevtskih izdelkov d.o.o., Murska
Sobota
- 973. Vitusapotek Jessheim Storsenter AS
- 974. Vitus-Apteket Torvbyen Fredrikstad AS
- 975. VOTC-Queens, LLC
- 976. Vulcan Acquisition Subsidiary, Inc.
- 977. W H CHANTER LIMITED, England
- 978. W H GREEN (CHEMISTS) LIMITED,
England
- 979. W JAMIESON (CHEMISTS) LIMITED,
England
- 980. W.H.C.P. (DUNDEE) LIMITED,
Scotland
- 981. Walsh Distribution, L.L.C.
- 982. Walsh Healthcare Solutions LLC
- 983. Walsh Healthcare Solutions, Inc.
- 984. Walsh Heartland, L.L.C.
- 985. Walsh Southwest L.L.C.
- 986. Well.ca ULC
- 987. West Florida Radiation Therapy, LLC
- 988. West Wholesale Drug Co.
- 989. WESTCLOSE LIMITED, England
- 990. Western Tumor Radiation Oncology, LLC
(Vantage Oncology Treatment Centers,
LLC)
- 991. Westside LA Derm Equipment I, LLC
- 992. WFCC Radiation Management Company,
LLC
- 993. Wickham Radiation Oncology, LLC
(Vantage Oncology Treatment Centers,
LLC)
- 994. Wiley Industries, LLC
- 995. Wilkes Barre Radiation Technology, LLC
(Vantage Oncology Treatment Centers,
LLC)
- 996. Wilkes-Barre Radiation Oncology, LLC
- 997. Windmill Realty, LLC
- 998. WOODSIDE PHARMACY (GLASGOW)
LIMITED, Scotland
- 999. World Medical Government Solutions,
LLC
- 1000. WorldMed Shared Services, Inc.
- 1001. WZ-WundZentren GmbH, AG Düsseldorf
- 1002. Ybbstal-Apotheke Mag.pharm. Adelheid
Tazreiter KG, LG St. Pölten
- 1003. Zeepro, Inc.

EXHIBIT K

Subdivision Settlement Participation Form

Governmental Entity:	State:
Authorized Official:	
Address 1:	
Address 2:	
City, State, Zip:	
Phone:	
Email:	

The governmental entity identified above (“*Governmental Entity*”), in order to obtain and in consideration for the benefits provided to the Governmental Entity pursuant to the Settlement Agreement dated July 21, 2021 (“*Distributor Settlement*”), and acting through the undersigned authorized official, hereby elects to participate in the Distributor Settlement, release all Released Claims against all Released Entities, and agrees as follows.

1. The Governmental Entity is aware of and has reviewed the Distributor Settlement, understands that all terms in this Participation Form have the meanings defined therein, and agrees that by signing this Participation Form, the Governmental Entity elects to participate in the Distributor Settlement and become a Participating Subdivision as provided therein.
2. The Governmental Entity shall, within 14 days of the Reference Date and prior to the filing of the Consent Judgment, secure the dismissal with prejudice of any Released Claims that it has filed.
3. The Governmental Entity agrees to the terms of the Distributor Settlement pertaining to Subdivisions as defined therein.
4. By agreeing to the terms of the Distributor Settlement and becoming a Releasor, the Governmental Entity is entitled to the benefits provided therein, including, if applicable, monetary payments beginning after the Effective Date.
5. The Governmental Entity agrees to use any monies it receives through the Distributor Settlement solely for the purposes provided therein.
6. The Governmental Entity submits to the jurisdiction of the court in the Governmental Entity’s state where the Consent Judgment is filed for purposes limited to that court’s role as provided in, and for resolving disputes to the extent provided in, the Distributor Settlement. The Governmental Entity likewise agrees to arbitrate before the National Arbitration Panel as provided in, and for resolving disputes to the extent otherwise provided in, the Distributor Settlement.

7. The Governmental Entity has the right to enforce the Distributor Settlement as provided therein.
8. The Governmental Entity, as a Participating Subdivision, hereby becomes a Releasor for all purposes in the Distributor Settlement, including, but not limited to, all provisions of Part XI, and along with all departments, agencies, divisions, boards, commissions, districts, instrumentalities of any kind and attorneys, and any person in their official capacity elected or appointed to serve any of the foregoing and any agency, person, or other entity claiming by or through any of the foregoing, and any other entity identified in the definition of Releasor, provides for a release to the fullest extent of its authority. As a Releasor, the Governmental Entity hereby absolutely, unconditionally, and irrevocably covenants not to bring, file, or claim, or to cause, assist or permit to be brought, filed, or claimed, or to otherwise seek to establish liability for any Released Claims against any Released Entity in any forum whatsoever. The releases provided for in the Distributor Settlement are intended by the Parties to be broad and shall be interpreted so as to give the Released Entities the broadest possible bar against any liability relating in any way to Released Claims and extend to the full extent of the power of the Governmental Entity to release claims. The Distributor Settlement shall be a complete bar to any Released Claim.
9. The Governmental Entity hereby takes on all rights and obligations of a Participating Subdivision as set forth in the Distributor Settlement.
10. In connection with the releases provided for in the Distributor Settlement, each Governmental Entity expressly waives, releases, and forever discharges any and all provisions, rights, and benefits conferred by any law of any state or territory of the United States or other jurisdiction, or principle of common law, which is similar, comparable, or equivalent to § 1542 of the California Civil Code, which reads:

General Release; extent. A general release does not extend to claims that the creditor or releasing party does not know or suspect to exist in his or her favor at the time of executing the release, and that if known by him or her would have materially affected his or her settlement with the debtor or released party.

A Releasor may hereafter discover facts other than or different from those which it knows, believes, or assumes to be true with respect to the Released Claims, but each Governmental Entity hereby expressly waives and fully, finally, and forever settles, releases and discharges, upon the Effective Date, any and all Released Claims that may exist as of such date but which Releasors do not know or suspect to exist, whether through ignorance, oversight, error, negligence or through no fault whatsoever, and which, if known, would materially affect the Governmental Entities' decision to participate in the Distributor Settlement.

11. Nothing herein is intended to modify in any way the terms of the Distributor Settlement, to which Governmental Entity hereby agrees. To the extent this Participation Form is interpreted differently from the Distributor Settlement in any respect, the Distributor Settlement controls.

I have all necessary power and authorization to execute this Participation Form on behalf of the Governmental Entity.

Signature: _____

Name: _____

Title: _____

Date: _____

EXHIBIT L

Settlement Fund Administrator

This Exhibit L will be appended to the Agreement prior to the Initial Participation Date pursuant to Section I.MMM.

EXHIBIT M

Settlement Payment Schedule

The below reflects the maximum payment if all States become Settling States and no offsets or reductions pursuant to this Agreement apply.

The text of this Agreement explains the terms, conditions, and underlying calculations for each of these Payments.

	Payment 1	Payment 2	Payment 3	Payment 4	Payment 5	Payment 6	Payment 7	Payment 8	Payment 9	Payment 10	Payment 11	Payment 12	Payment 13	Payment 14	Payment 15	Payment 16	Payment 17	Payment 18	Total			
Resitution/Abatement	\$792,612,857.89	\$832,997,473.28	\$832,997,473.28	\$1,042,614,337.16	\$1,042,614,337.15	\$1,042,614,337.15	\$1,042,614,337.15	\$1,226,240,076.84	\$1,226,240,076.84	\$1,226,240,076.84	\$1,030,778,538.44	\$1,030,778,538.44	\$1,030,778,538.44	\$1,030,778,538.44	\$1,030,778,538.44	\$1,030,778,538.44	\$1,030,778,538.44	\$1,030,778,538.44	\$1,030,778,538.44	\$18,554,013,691.11		
Base	\$458,881,128.25	\$482,261,695.06	\$482,261,695.06	\$603,618,826.78	\$603,618,826.77	\$562,304,221.38	\$562,304,221.38	\$668,613,860.15	\$668,613,860.15	\$668,613,860.15	\$555,451,916.87	\$555,451,916.87	\$555,451,916.87	\$555,451,916.87	\$555,451,916.87	\$555,451,916.87	\$555,451,916.87	\$555,451,916.87	\$555,451,916.87	\$555,451,916.87	\$10,204,707,530.09	
Bonus A	\$333,731,729.64	\$350,735,778.22	\$350,735,778.22	\$438,995,510.38	\$438,995,510.38	\$408,948,524.64	\$408,948,524.64	\$486,264,625.57	\$486,264,625.57	\$486,264,625.57	\$403,965,030.45	\$403,965,030.45	\$403,965,030.45	\$403,965,030.45	\$403,965,030.45	\$403,965,030.45	\$403,965,030.45	\$403,965,030.45	\$403,965,030.45	\$403,965,030.45	\$7,421,605,476.43	
Bonus B	\$208,582,331.02	\$219,209,861.39	\$219,209,861.39	\$274,372,193.99	\$274,372,193.99	\$255,592,827.90	\$255,592,827.90	\$303,915,390.98	\$303,915,390.98	\$303,915,390.98	\$252,478,144.03	\$252,478,144.03	\$252,478,144.03	\$252,478,144.03	\$252,478,144.03	\$252,478,144.03	\$252,478,144.03	\$252,478,144.03	\$252,478,144.03	\$252,478,144.03	\$4,638,503,422.77	
Bonus C	\$125,149,398.61	\$131,525,916.83	\$131,525,916.83	\$164,623,316.39	\$164,623,316.39	\$153,355,696.74	\$153,355,696.74	\$182,349,234.59	\$182,349,234.59	\$182,349,234.59	\$151,486,886.42	\$151,486,886.42	\$151,486,886.42	\$151,486,886.42	\$151,486,886.42	\$151,486,886.42	\$151,486,886.42	\$151,486,886.42	\$151,486,886.42	\$151,486,886.42	\$2,783,102,053.66	
Bonus D						\$71,361,591.12	\$71,361,591.12	\$71,361,591.12	\$71,361,591.12	\$71,361,591.12	\$71,361,591.12	\$71,361,591.12	\$71,361,591.12	\$71,361,591.12	\$71,361,591.12	\$71,361,591.12	\$71,361,591.12	\$71,361,591.12	\$71,361,591.12	\$71,361,591.12	\$927,700,684.60	
Additional Restitution Amount	\$64,615,384.62	\$113,076,923.08	\$105,000,000.00	\$0.00	\$0.00	\$0.00	\$0.00	\$0.00	\$0.00	\$0.00	\$0.00	\$0.00	\$0.00	\$0.00	\$0.00	\$0.00	\$0.00	\$0.00	\$0.00	\$0.00	\$282,692,307.70	
State Cost Fund	\$56,538,461.54	\$0.00	\$0.00	\$0.00	\$0.00	\$0.00	\$0.00	\$0.00	\$0.00	\$0.00	\$0.00	\$0.00	\$0.00	\$0.00	\$0.00	\$0.00	\$0.00	\$0.00	\$0.00	\$0.00	\$56,538,461.54	
State Outside Counsel Fee Fund	\$136,044,378.70	\$129,230,769.23	\$17,417,159.76	\$0.00	\$0.00	\$0.00	\$0.00	\$0.00	\$0.00	\$0.00	\$0.00	\$0.00	\$0.00	\$0.00	\$0.00	\$0.00	\$0.00	\$0.00	\$0.00	\$0.00	\$282,692,307.70	
Attorney Fee Fund	\$136,044,378.70	\$150,934,911.25	\$270,825,443.80	\$183,625,739.68	\$183,625,739.69	\$183,625,739.69	\$183,625,739.69	\$0.00	\$0.00	\$0.00	\$0.00	\$0.00	\$0.00	\$0.00	\$0.00	\$0.00	\$0.00	\$0.00	\$0.00	\$0.00	\$1,292,307,692.51	
MDL Expense Fund	\$40,384,615.39	\$0.00	\$0.00	\$0.00	\$0.00	\$0.00	\$0.00	\$0.00	\$0.00	\$0.00	\$0.00	\$0.00	\$0.00	\$0.00	\$0.00	\$0.00	\$0.00	\$0.00	\$0.00	\$0.00	\$40,384,615.39	
Litigating Subdivision Cost Fund	\$40,000,000.00	\$40,000,000.00	\$40,000,000.00	\$0.00	\$0.00	\$0.00	\$0.00	\$0.00	\$0.00	\$0.00	\$0.00	\$0.00	\$0.00	\$0.00	\$0.00	\$0.00	\$0.00	\$0.00	\$0.00	\$0.00	\$120,000,000.00	
Total Payment	\$1,266,240,076.84	\$1,266,240,076.84	\$1,266,240,076.84	\$1,226,240,076.84	\$1,226,240,076.84	\$1,226,240,076.84	\$1,226,240,076.84	\$1,226,240,076.84	\$1,226,240,076.84	\$1,226,240,076.84	\$1,030,778,538.44	\$1,030,778,538.44	\$1,030,778,538.44	\$1,030,778,538.44	\$1,030,778,538.44	\$1,030,778,538.44	\$1,030,778,538.44	\$1,030,778,538.44	\$1,030,778,538.44	\$20,628,629,075.93	Max After Credit	
																				\$491,370,923.07	Tribal/W. Va. Credit	
																					\$21,119,999,999.00	Global Settlement Amount

EXHIBIT N

Additional Restitution Amount Allocation

American Samoa	0.0269444247%
Arizona	3.6430210329%
California	16.2669545320%
Colorado	2.7085512198%
Connecticut	2.1096636070%
District of Columbia	0.3322525916%
Guam	0.0804074609%
Illinois	5.4255643065%
Iowa	1.2999070108%
Kansas	1.3410510698%
Louisiana	2.3525361878%
Maine	0.9038789471%
Maryland	3.2974316916%
Massachusetts	3.6093694218%
Minnesota	2.1790874099%
Missouri	3.1849331362%
N. Mariana Islands	0.0285222675%
Nebraska	0.7246475605%
New Jersey	4.3741379541%
New York	9.7303039729%
North Carolina	5.1803544928%
North Dakota	0.3171626484%
Oregon	2.2051475878%
Pennsylvania	7.0279415168%
Tennessee	4.2216179010%
Texas	10.4894528864%
Virgin Islands	0.0544915651%
Virginia	3.7333854452%
Wisconsin	2.8360231633%
Wyoming	0.3152569876%

EXHIBIT O

Adoption of a State-Subdivision Agreement

A State-Subdivision Agreement shall be applied if it meets the requirements of Section V and is approved by the State and by the State's Subdivisions as follows:

1. *Requirements for Approval.* A State-Subdivision Agreement shall be agreed when it has been approved by the State and either (a) Subdivisions whose aggregate "*Population Percentages,*" determined as set forth below, total more than sixty percent (60%), or (b) Subdivisions whose aggregate Population Percentages total more than fifty percent (50%) provided that these Subdivisions also represent fifteen percent (15%) or more of the State's counties or parishes (or, in the case of Settling States whose counties and parishes that do not function as local governments, fifteen percent (15%) of or more of the Settling State's General Purpose Governments that qualify as Subdivisions), by number.

2. *Approval Authority.* Approval by the State shall be by the Attorney General. Approval by a Subdivision shall be by the appropriate official or legislative body pursuant to the required procedures for that Subdivision to agree to a legally binding settlement.

3. *Population Percentage Calculation.* For purposes of this Exhibit O only, Population Percentages shall be determined as follows: For States with functional counties or parishes¹⁷, the Population Percentage of each county or parish shall be deemed to be equal to (a) (1) two hundred percent (200%) of the population of such county or parish, minus (2) the aggregate population of all Primary Incorporated Municipalities located in such county or parish, divided by (b) two hundred percent (200%) of the State's population. A "*Primary Incorporated Municipality*" means a city, town, village or other municipality incorporated under applicable state law with a population of at least 25,000 that is not located within another incorporated municipality. The Population Percentage of each Primary Incorporated Municipality shall be equal to its population (including the population of any incorporated or unincorporated municipality located therein) divided by two hundred percent (200%) of the State's population; *provided* that the Population Percentage of a Primary Incorporated Municipality that is not located within a county shall be equal to two hundred percent (200%) of its population (including the population of any incorporated or unincorporated municipality located therein) divided by two hundred percent (200%) of the State's population. For all States that do not have functional counties or parishes, the Population Percentage of each General Purpose Government (including any incorporated or unincorporated municipality located therein), shall be equal to its population divided by the State's population.

4. *Preexisting Agreements and Statutory Provisions.* A State may include with the notice to its Subdivisions an existing agreement, a proposed agreement, or statutory provisions regarding the distribution and use of settlement funds and have the acceptance of such an agreement or statutory provision be part of the requirements to be an Initial Participating Subdivision.

¹⁷ Certain states do not have counties or parishes that have functional governments, including: Alaska, Connecticut, Massachusetts, Rhode Island, and Vermont.

5. *Revised Agreements.* A State-Subdivision Agreement that has been revised, supplemented, or refined shall be applied if it meets the requirements of Section V and is approved by the State and by the State's Subdivisions pursuant to the terms above.

EXHIBIT P

Injunctive Relief

I. INTRODUCTION

- A. Within ninety (90) days of the Effective Date unless otherwise set forth herein, each Injunctive Relief Distributor shall implement the injunctive relief terms set forth in Sections II through XIX (the "*Injunctive Relief Terms*") in its Controlled Substance Monitoring Program ("*CSMP*").
- B. The Effective Date of these Injunctive Relief Terms shall be defined by Section I.P of the Settlement Agreement, dated as of July 21, 2021, which incorporates these Injunctive Relief Terms as Exhibit P.

II. TERM AND SCOPE

- A. The duration of the Injunctive Relief Terms contained in Sections IV through XVI shall be ten (10) years from the Effective Date.
- B. McKesson Corporation, Cardinal Health, Inc., and AmerisourceBergen Corporation are referred to collectively throughout these Injunctive Relief Terms as the "*Injunctive Relief Distributors*" or individually as an "*Injunctive Relief Distributor*." Each Injunctive Relief Distributor is bound by the terms herein.
- C. The requirements contained in Sections VIII through XV shall apply to the distribution of Controlled Substances to Customers by each Injunctive Relief Distributor's Full-Line Wholesale Pharmaceutical Distribution Business, including by any entities acquired by the Injunctive Relief Distributors that are engaged in the Full-Line Wholesale Pharmaceutical Distribution Business. The prior sentence is not limited to activity physically performed at each Injunctive Relief Distributor's distribution centers and includes activity covered by the prior sentence performed by each Injunctive Relief Distributor at any physical location, including at its corporate offices or at the site of a Customer with respect to Sections III through XV.

III. DEFINITIONS

- A. "*Audit Report*." As defined in Section XVIII.H.3.
- B. "*Chain Customers*." Chain retail pharmacies that have centralized corporate headquarters and have multiple specific retail pharmacy locations from which Controlled Substances are dispensed to individual patients.
- C. "*Chief Diversion Control Officer*." As defined in Section IV.A.
- D. "*Clearinghouse*." The system established by Section XVII.

- E. “*Clearinghouse Advisory Panel.*” As defined in Section XVII.B.4.
- F. “*Controlled Substances.*” Those substances designated under schedules II-V pursuant to the federal Controlled Substances Act and the laws and regulations of the Settling States that incorporate federal schedules II-V. For purposes of the requirements of the Injunctive Relief Terms, Gabapentin shall be treated as a Controlled Substance, except for purposes of Section XII for Customers located in States that do not regulate it as a controlled substance or similar designation (e.g., drug of concern).
- G. “*Corrective Action Plan.*” As defined in Section XIX.B.7.b.
- H. “*CSMP.*” As defined in Section I.A.
- I. “*CSMP Committee.*” As defined in Section VI.A.
- J. “*Customers.*” Refers collectively to current, or where applicable potential, Chain Customers and Independent Retail Pharmacy Customers. “Customers” do not include long-term care facilities, hospital pharmacies, and pharmacies that serve exclusively inpatient facilities.
- K. “*Data Security Event.*” Refers to any compromise, or threat that gives rise to a reasonable likelihood of compromise, by unauthorized access or inadvertent disclosure impacting the confidentiality, integrity, or availability of Dispensing Data.
- L. “*Dispensing Data.*” Includes, unless altered by the Clearinghouse Advisory Panel: (i) unique patient IDs; (ii) patient zip codes; (iii) the dates prescriptions were dispensed; (iv) the NDC numbers of the drugs dispensed; (v) the quantities of drugs dispensed; (vi) the day’s supply of the drugs dispensed; (vii) the methods of payment for the drugs dispensed; (viii) the prescribers’ names; (ix) the prescribers’ NPI or DEA numbers; and (x) the prescribers’ zip codes or addresses. The Clearinghouse will be solely responsible for collecting Dispensing Data.
- M. “*Draft Report.*” As defined in Section XVIII.H.1.
- N. “*Effective Date.*” As defined in Section I.B.
- O. “*Full-Line Wholesale Pharmaceutical Distribution Business.*” Activity engaged in by distribution centers with a primary business of supplying a wide range of branded, generic, over-the-counter and specialty pharmaceutical products to Customers.
- P. “*Highly Diverted Controlled Substances.*” Includes: (i) oxycodone; (ii) hydrocodone; (iii) hydromorphone; (iv) tramadol; (v) oxymorphone; (vi) morphine; (vii) methadone; (viii) carisoprodol; (ix) alprazolam; and (x) fentanyl. The Injunctive Relief Distributors shall confer annually and review this list to determine whether changes are appropriate and shall add Controlled Substances to

the list of Highly Diverted Controlled Substances as needed based on information provided by the DEA and/or other sources related to drug diversion trends. The Injunctive Relief Distributors shall notify the State Compliance Review Committee and the Monitor of any additions to the list of Highly Diverted Controlled Substances. Access to Controlled Substances predominately used for Medication-Assisted Treatment shall be considered when making such additions.

- Q. “*Independent Retail Pharmacy Customers.*” Retail pharmacy locations that do not have centralized corporate headquarters and dispense Controlled Substances to individual patients.
- R. “*Injunctive Relief Distributors.*” As defined in Section II.B.
- S. “*Injunctive Relief Terms.*” As defined in Section I.A.
- T. “*Monitor.*” As defined in Section XVIII.A.
- U. “*National Arbitration Panel.*” As defined by Section I.GG of the Settlement Agreement, dated as of July 21, 2021, which incorporates these Injunctive Relief Terms as Exhibit P.
- V. “*NDC.*” National Drug Code.
- W. “*non-Controlled Substance.*” Prescription medications that are not Controlled Substances.
- X. “*Notice of Potential Violation.*” As defined in Section XIX.B.2.
- Y. “*Order.*” A unique Customer request on a specific date for (i) a certain amount of a specific dosage form or strength of a Controlled Substance or (ii) multiple dosage forms and/or strengths of a Controlled Substance. For the purposes of this definition, each line item on a purchasing document or DEA Form 222 is a separate order, except that a group of line items either in the same drug family or DEA base code (based upon the structure of a Injunctive Relief Distributor’s CSMP) may be considered to be a single order.
- Z. “*Pharmacy Customer Data.*” Aggregated and/or non-aggregated data provided by the Customer for a 90-day period.
1. To the extent feasible based on the functionality of a Customer’s pharmacy management system, Pharmacy Customer Data shall contain (or, in the case of non-aggregated data, shall be sufficient to determine) the following:
 - a) A list of the total number of prescriptions and dosage units for each NDC for all Controlled Substances and non-Controlled Substances;

- b) A list of the top five prescribers of each Highly Diverted Controlled Substance by dosage volume and the top ten prescribers of all Highly Diverted Controlled Substances combined by dosage volume. For each prescriber, the data shall include the following information:
 - (1) Number of prescriptions and doses prescribed for each Highly Diverted Controlled Substance NDC;
 - (2) Number of prescriptions for each unique dosage amount (number of pills per prescription) for each Highly Diverted Controlled Substance NDC;
 - (3) Prescriber name, DEA registration number, and address; and
 - (4) Medical practice/specialties, if available;
 - c) Information on whether the method of payment was cash for (a) Controlled Substances, and (b) non-Controlled Substances; and
 - d) Information on top ten patient residential areas by five-digit ZIP code prefix for filled Highly Diverted Controlled Substances by dosage volume, including number of prescriptions and doses for each Highly Diverted Controlled Substance NDC.
2. Injunctive Relief Distributors are not required to obtain Pharmacy Customer Data for all Customers. Pharmacy Customer Data only needs to be obtained under circumstances required by the Injunctive Relief Terms and the applicable CSMP policies and procedures. Each Injunctive Relief Distributor's CSMP policies and procedures shall describe the appropriate circumstances under which and methods to be used to obtain and analyze Pharmacy Customer Data.
3. Injunctive Relief Distributors shall only collect, use, disclose or retain Pharmacy Customer Data consistent with applicable federal and state privacy and consumer protections laws. Injunctive Relief Distributors shall not be required to collect, use, disclose or retain any data element that is prohibited by law or any element that would require notice to or consent from the party who is the subject of the data element, including, but not limited to, a third party (such as a prescriber) to permit collection, use, disclosure and/or retention of the data.
- AA. "*Potential Violation.*" As defined in Section XIX.B.1.
- BB. "*Reporting Periods.*" As defined in Section XVIII.C.1.

- CC. “*Settling State.*” As defined by Section I.OOO of the Settlement Agreement, dated as of July 21, 2021, which incorporates these Injunctive Relief Terms as Exhibit P.
- DD. “*State Compliance Review Committee.*” The initial State Compliance Review Committee members are representatives from the Attorneys General Offices of Connecticut, Florida, New York, North Carolina, Tennessee, and Texas. The membership of the State Compliance Review Committee may be amended at the discretion of the Settling States.
- EE. “*Suspicious Orders.*” As defined under federal law and regulation and the laws and regulations of the Settling States that incorporate the federal Controlled Substances Act. Suspicious Orders currently include, but are not limited to, orders of unusual size, orders deviating substantially from a normal pattern, and orders of unusual frequency.
- FF. “*Threshold.*” The total volume of a particular drug family, DEA base code, or a particular formulation of a Controlled Substance that an Injunctive Relief Distributor shall allow a Customer to purchase in any particular period. This term may be reassessed during Phase 2-B of the Clearinghouse.
- GG. “*Third Party Request.*” A request from an entity other than an Injunctive Relief Distributor, a Settling State, or the Monitor pursuant to a subpoena, court order, data practices act, freedom of information act, public information act, public records act, or similar law.
- HH. “*Top Prescriber.*” A prescriber who, for a Customer, is either (i) among the top five (5) prescribers of each Highly Diverted Controlled Substance or (ii) among the top ten (10) prescribers of Highly Diverted Controlled Substances combined, as determined from the most recent Pharmacy Customer Data for that Customer.

IV. CSMP PERSONNEL

- A. Each Injunctive Relief Distributor shall establish or maintain the position of Chief Diversion Control Officer, or other appropriately titled position, to oversee the Injunctive Relief Distributor’s CSMP. The Chief Diversion Control Officer shall have appropriate experience regarding compliance with the laws and regulations concerning Controlled Substances, in particular laws and regulations requiring effective controls against the potential diversion of Controlled Substances. The Chief Diversion Control Officer shall report directly to either the senior executive responsible for U.S. pharmaceutical distribution or the most senior legal officer at the Injunctive Relief Distributor.
- B. The Chief Diversion Control Officer shall be responsible for the approval of material revisions to the CSMP.
- C. The Chief Diversion Control Officer shall provide at least quarterly reports to the CSMP Committee regarding the Injunctive Relief Distributor’s operation of the

CSMP, including the implementation of any changes to the CSMP required by these Injunctive Relief Terms.

- D. An Injunctive Relief Distributor's CSMP functions, including, but not limited to, the onboarding and approval of new Customers for the sale of Controlled Substances, setting and adjusting Customer Thresholds for Controlled Substances, terminating or suspending Customers, and submitting Suspicious Orders and other reports to Settling States (or the Clearinghouse, when operational), but excluding support necessary to perform these functions, shall be conducted exclusively by the Injunctive Relief Distributor's CSMP personnel or qualified third-party consultants.
- E. Staffing levels of each Injunctive Relief Distributor's CSMP department shall be reviewed periodically, but at least on an annual basis, by the Injunctive Relief Distributor's CSMP Committee. This review shall include consideration of relevant developments in technology, law, and regulations to ensure the necessary resources are in place to carry out the program in an effective manner.
- F. Personnel in an Injunctive Relief Distributor's CSMP department shall not report to individuals in an Injunctive Relief Distributor's sales department, and sales personnel shall not be authorized to make decisions regarding the promotion, compensation, demotion, admonition, discipline, commendation, periodic performance reviews, hiring, or firing of CSMP personnel.
- G. The CSMP policies and procedures shall be published in a form and location readily accessible to all CSMP personnel at each Injunctive Relief Distributor.

V. INDEPENDENCE

- A. For each Injunctive Relief Distributor, sales personnel compensated with commissions shall not be compensated based on revenue or profitability targets or expectations for sales of Controlled Substances. However, each Injunctive Relief Distributor's personnel may, as applicable, be compensated (including incentive compensation) based on formulas that include total sales for all of the Injunctive Relief Distributor's products, including Controlled Substances. The compensation of sales personnel shall not include incentive compensation tied solely to sales of Controlled Substances.
- B. For any Injunctive Relief Distributor personnel who are compensated at least in part based on Customer sales, the Injunctive Relief Distributor shall ensure the compensation of such personnel is not decreased by a CSMP-related suspension or termination of a Customer or as a direct result of the reduction of sales of Controlled Substances to a Customer pursuant to the CSMP.
- C. The Injunctive Relief Distributors' sales personnel shall not be authorized to make decisions regarding the implementation of CSMP policies and procedures, the design of the CSMP, the setting or adjustment of Thresholds, or other actions

taken pursuant to the CSMP, except sales personnel must provide information regarding compliance issues to CSMP personnel promptly. The Injunctive Relief Distributors' sales personnel are prohibited from interfering with, obstructing, or otherwise exerting control over any CSMP department decision-making.

- D. Each Injunctive Relief Distributor shall review its compensation and non-retaliation policies and, if necessary, modify and implement changes to those policies to effectuate the goals of, and incentivize compliance with, the CSMP.
- E. Each Injunctive Relief Distributor shall maintain a telephone, email, and/or web-based "hotline" to permit employees and/or Customers to anonymously report suspected diversion of Controlled Substances or violations of the CSMP, Injunctive Relief Distributor company policy related to the distribution of Controlled Substances, or applicable law. Each Injunctive Relief Distributor shall share the hotline contact information with their employees and Customers. Each Injunctive Relief Distributor shall maintain all complaints made to the hotline, and document the determinations and bases for those determinations made in response to all complaints.

VI. OVERSIGHT

- A. To the extent not already established, each Injunctive Relief Distributor shall establish a committee that includes senior executives with responsibility for legal, compliance, distribution and finance to provide oversight over its CSMP (the "*CSMP Committee*"). The Chief Diversion Control Officer shall be a member of the CSMP Committee. The CSMP Committee shall not include any employee(s) or person(s) performing any sales functions on behalf of the Injunctive Relief Distributor; provided that service on the CSMP Committee by any senior executives listed in this paragraph whose responsibilities may include, but are not limited to, management of sales functions shall not constitute a breach of the Injunctive Relief Terms.
- B. Each Injunctive Relief Distributor's CSMP Committee shall have regular meetings during which the Chief Diversion Control Officer shall present to the CSMP Committee with respect to, and the CSMP Committee shall evaluate, among other things: (1) any material modifications and potential enhancements to the CSMP including, but not limited to, those relating to Customer due diligence and Suspicious Order monitoring and reporting; (2) any significant new national and regional diversion trends involving Controlled Substances; (3) the Injunctive Relief Distributor's adherence to the CSMP policies and procedures, the Injunctive Relief Terms, and applicable laws and regulations governing the distribution of Controlled Substances; and (4) any technology, staffing, or other resource needs for the CSMP. The CSMP Committee shall have access to all CSMP reports. The CSMP Committee will review and approve the specific metrics used to identify the Red Flags set forth in Section VIII.

- C. On a quarterly basis, each Injunctive Relief Distributor's CSMP Committee shall send a written report to the Injunctive Relief Distributor's Chief Executive, Chief Financial, and Chief Legal Officer, as well as its Board of Directors, addressing: (1) the Injunctive Relief Distributor's substantial adherence to the CSMP policies and procedures, the Injunctive Relief Terms, and applicable laws and regulations governing the distribution of Controlled Substances; (2) recommendations as appropriate about the allocation of resources to ensure the proper functioning of the Injunctive Relief Distributor's CSMP; and (3) significant revisions to the CSMP. The Board of Directors or a committee thereof at each Injunctive Relief Distributor shall document in its minutes its review of the quarterly CSMP Committee reports.
- D. To the extent not already established, the Board of Directors of each Injunctive Relief Distributor shall establish its own compliance committee (the "*Board Compliance Committee*") to evaluate, at a minimum, and on a quarterly basis: (1) the CSMP Committee's written reports; (2) the Injunctive Relief Distributor's substantial adherence to the CSMP policies and procedures, the Injunctive Relief Terms, and applicable laws and regulations governing the distribution of Controlled Substances; (3) the Injunctive Relief Distributor's code of conduct and any whistleblower reporting policies, including those prescribed by Section V.E; and (4) any significant regulatory and/or government enforcement matters within the review period relating to the distribution of Controlled Substances. An Injunctive Relief Distributor meets this requirement if it established, prior to the Effective Date, multiple committees of its Board of Directors that together have responsibilities outlined in this paragraph.
- E. The Board Compliance Committee shall have the authority to: (1) require management of the Injunctive Relief Distributor to conduct audits on any CSMP or legal and regulatory concern pertaining to Controlled Substances distribution, and to update its full Board of Directors on those audits; (2) to commission studies, reviews, reports, or surveys to evaluate the Injunctive Relief Distributor's CSMP performance; (3) request meetings with the Injunctive Relief Distributor's management and CSMP staff; and (4) review the appointment, compensation, performance, and replacement of the Injunctive Relief Distributor's Chief Diversion Control Officer.

VII. MANDATORY TRAINING

- A. Each Injunctive Relief Distributor shall require all new CSMP personnel to attend trainings on its CSMP, its obligations under the Injunctive Relief Terms, and its duties with respect to maintaining effective controls against potential diversion of Controlled Substances and reporting Suspicious Orders pursuant to state and federal laws and regulations prior to conducting any compliance activities for the Injunctive Relief Distributor without supervision.
- B. Each Injunctive Relief Distributor shall provide annual trainings to CSMP personnel on its CSMP, its obligations under the Injunctive Relief Terms, and its

duties to maintain effective controls against potential diversion of Controlled Substances and report Suspicious Orders pursuant to state and federal laws and regulations.

- C. On an annual basis, each Injunctive Relief Distributor shall test its CSMP personnel on their knowledge regarding its CSMP, its obligations under the Injunctive Relief Terms, and its duties to maintain effective controls against potential diversion of Controlled Substances and to report Suspicious Orders pursuant to state and federal laws and regulations.
- D. Each Injunctive Relief Distributor shall train all third-party compliance consultants (defined as non-employees who are expected to devote fifty percent (50%) or more of their time to performing work related to the Injunctive Relief Distributor's CSMP, excluding information technology consultants not engaged in substantive functions related to an Injunctive Relief Distributor's CSMP) performing compliance functions for the Injunctive Relief Distributor in the same manner as the Injunctive Relief Distributor's CSMP personnel.
- E. At least every three (3) years in the case of existing employees, and within the first six months of hiring new employees, each Injunctive Relief Distributor shall require operations, sales, and senior executive employees to attend trainings on its CSMP, its obligations under the Injunctive Relief Terms, the hotline established in Section V.E, and its duties to maintain effective controls against potential diversion of Controlled Substances and report Suspicious Orders pursuant to state and federal laws and regulations.

VIII. RED FLAGS

- A. Within one hundred and twenty days (120) of the Effective Date, each Injunctive Relief Distributor shall, at a minimum, apply specific metrics to identify the potential Red Flags described in Section VIII.D with respect to Independent Retail Pharmacy Customers. For Chain Customers, the metrics used to identify the Red Flags described in Section VIII.D may be adjusted based on the specific business model and supplier relationships of the Chain Customer.
- B. Each Injunctive Relief Distributor shall evaluate and, if necessary, enhance or otherwise adjust the specific metrics it uses to identify Red Flags set forth in Section VIII.D.
- C. Each Injunctive Relief Distributor shall provide annually to the Monitor the specific metrics it uses to identify Red Flags as set forth in Section VIII.D. The Monitor shall review the metrics used to identify Red Flags as set forth in Section VIII.D to assess whether the metrics are reasonable. The Monitor may, at its discretion, suggest revisions to the metrics in the annual Audit Report as part of the Red Flags Review set forth in Section XVIII.F.3.f. Each Injunctive Relief Distributor may rely on its specific metrics to comply with the requirements of

Section VIII unless and until the Monitor proposes a revised metric in connection with Section XVIII.H.

D. For purposes of the Injunctive Relief Terms, “*Red Flags*” are defined as follows:

1. **Ordering ratio of Highly Diverted Controlled Substances to non-Controlled Substances:** Analyze the ratio of the order volume of all Highly Diverted Controlled Substances to the order volume of all non-Controlled Substances to identify Customers with significant rates of ordering Highly Diverted Controlled Substances.
2. **Ordering ratio of Highly Diverted Controlled Substance base codes or drug families to non-Controlled Substances:** Analyze the ratio of the order volume of each Highly Diverted Controlled Substance base code or drug family to the total order volume of all non-Controlled Substances to identify Customers with significant rates of ordering each Highly Diverted Controlled Substance base code or drug family.
3. **Excessive ordering growth of Controlled Substances:** Analyze significant increases in the ordering volume of Controlled Substances using criteria to identify customers that exhibit percentage growth of Controlled Substances substantially in excess of the percentage growth of non-Controlled Substances.
4. **Unusual formulation ordering:** Analyze ordering of Highly Diverted Controlled Substances to identify customers with significant ordering of high-risk formulations. High-risk formulations include, but are not limited to, 10mg hydrocodone, 8mg hydromorphone, 2mg alprazolam, single-ingredient buprenorphine (*i.e.*, buprenorphine without naloxone), and highly-abused formulations of oxycodone. On an annual basis (or as otherwise necessary), high-risk formulations of Highly Diverted Controlled Substances may be added, removed, or revised based on the Injunctive Relief Distributors’ assessment and regulatory guidance.
5. **Out-of-area patients:** Analyze Pharmacy Customer Data or Dispensing Data to assess volume of prescriptions for Highly Diverted Controlled Substances for out-of-area patients (based on number of miles traveled between a patient’s zip code and the pharmacy location, depending on the geographic area of interest) taking into consideration the percentage of out-of-area patients for non-Controlled Substances.
6. **Cash prescriptions:** Analyze Pharmacy Customer Data or Dispensing Data to assess percentage of cash payments for purchases of Controlled Substances taking into consideration the percentage of cash payments for purchases of non-Controlled Substances.

7. **Prescriber activity of Customers:** Analyze Pharmacy Customer Data or Dispensing Data to identify Customers that are dispensing Highly Diverted Controlled Substance prescriptions for Top Prescribers as follows:
 - a) Top Prescribers representing a significant volume of dispensing where the prescriber's practice location is in excess of 50 miles from the pharmacy ("out-of-area"), relative to the percentage of out-of-area prescriptions for non-Controlled Substances.
 - b) Top Prescribers representing prescriptions for the same Highly Diverted Controlled Substances in the same quantities and dosage forms indicative of pattern prescribing (e.g., a prescriber providing many patients with the same high-dose, high-quantity supply of 30mg oxycodone HCL prescription without attention to the varying medical needs of the prescriber's patient population).
 - c) Top Prescribers where the top five (5) or fewer prescribers represent more than fifty percent (50%) of total prescriptions for Highly Diverted Controlled Substances during a specified period.
 8. **Public regulatory actions against Customers:** Review information retrieved from companies that provide licensing and disciplinary history records (e.g., LexisNexis), and/or other public sources, including governmental entities, showing that the Customer, pharmacists working for that Customer, or the Customer's Top Prescribers have been subject, in the last five (5) years, to professional disciplinary sanctions regarding the dispensing or handling of Controlled Substances or law enforcement action related to Controlled Substances diversion. Continued licensing by a relevant state agency may be considered, but shall not be dispositive, in resolving the Red Flag. For Chain Customer locations, representations from each Chain Customer that it reviews its pharmacists' licensing statuses annually and for the regulatory actions described in this paragraph has either (i) taken appropriate employment action, or (ii) disclosed the regulatory action to the Injunctive Relief Distributor, may be considered in resolving the Red Flag.
 9. **Customer termination data:** Review information from the Injunctive Relief Distributor's due diligence files and, when operable, from the Clearinghouse, subject to Section VIII.F, regarding Customers that have been terminated from ordering Controlled Substances by another distributor due to concerns regarding Controlled Substances.
- E. For any Red Flag evaluation in Section VIII.D that may be performed using Pharmacy Customer Data or Dispensing Data, an Injunctive Relief Distributor will analyze the Red Flag using Pharmacy Customer Data, to the extent feasible based on the functionality of a Customer's pharmacy management system, until

Dispensing Data is collected and analyzed by the Clearinghouse as described in Section XVII. Until Dispensing Data is collected and analyzed by the Clearinghouse, an Injunctive Relief Distributor may satisfy the Red Flag evaluations in Sections VIII.D.5 through VIII.D.7 by engaging in considerations of out-of-area patients, cash payments for prescriptions and Top Prescribers without satisfying the specific requirements of Sections VIII.D.5 through VIII.D.7. In the event that the Clearinghouse is not collecting and analyzing Dispensing Data within two years of the Effective Date, the Injunctive Relief Distributors and the State Compliance Review Committee shall meet and confer to consider alternatives for the performance of the analysis required by Sections VIII.D.5 through VIII.D.7 using Pharmacy Customer Data.

- F. As provided for in Section XVII.C.4, the foregoing Red Flag evaluations may be performed by the Clearinghouse and reported to the relevant Injunctive Relief Distributors.
- G. The Injunctive Relief Distributors and the State Compliance Review Committee shall work in good faith to identify additional potential Red Flags that can be derived from the data analytics to be performed by the Clearinghouse.

IX. ONBOARDING

- A. For each Injunctive Relief Distributor, prior to initiating the sale of Controlled Substances to a potential Customer, a member of the Injunctive Relief Distributor's CSMP department (or a qualified third-party compliance consultant trained on the Injunctive Relief Distributor's CSMP) shall perform the following due diligence:
 - 1. Interview the pharmacist-in-charge, either over the telephone, via videoconference, or in person. The interview shall include questions regarding the manner in which the potential Customer maintains effective controls against the potential diversion of Controlled Substances.
 - 2. Obtain a "Pharmacy Questionnaire" completed by the owner and/or pharmacist-in-charge of the potential Customer. The Pharmacy Questionnaire shall require going-concern potential Customers to list their top ten (10) prescribers for Highly Diverted Controlled Substances combined, along with the prescriber's specialty, unless the Injunctive Relief Distributor is able to obtain this data otherwise. The Pharmacy Questionnaire shall also require disclosure of the identity of all other distributors that serve the potential Customer, and whether the potential Customer has been terminated or suspended from ordering Controlled Substances by another distributor and the reason for any termination or suspension. The Pharmacy Questionnaire shall request information that would allow the Injunctive Relief Distributor to identify Red Flags, including questions regarding the manner in which the potential Customer maintains effective controls against the potential diversion of Controlled

Substances. A potential Customer's responses to the Pharmacy Questionnaire shall be verified, to the extent applicable and practicable, against external sources (for example, the Clearinghouse, once operational, and Automation of Reports and Consolidated Orders System ("ARCOS") data made available to the Injunctive Relief Distributor by the DEA). The Pharmacy Questionnaire shall be maintained by the Injunctive Relief Distributor in a database accessible to its CSMP personnel.

3. Complete a written onboarding report to be maintained in a database accessible to the Injunctive Relief Distributor's CSMP personnel reflecting the findings of the interview and any site visit, the findings regarding the identification of and, if applicable, conclusion concerning any Red Flag associated with the pharmacy, as well as an analysis of the Pharmacy Questionnaire referenced in the preceding paragraph.
 4. For going-concern potential Customers, review Pharmacy Customer Data to assist with the identification of any Red Flags.
 5. Document whether the potential Customer or the pharmacist-in-charge has been subject to any professional disciplinary sanctions or law enforcement activity related to Controlled Substances dispensing, and, if so, the basis for that action. For Chain Customers, this provision shall apply to the potential specific pharmacies in question.
- B. For Chain Customers, each Injunctive Relief Distributor may obtain the information in Section IX.A from a corporate representative of the Chain Customer.
- C. In the event that an Injunctive Relief Distributor identifies one or more unresolved Red Flags or other information indicative of potential diversion of Controlled Substances through the onboarding process or otherwise, the Injunctive Relief Distributor shall refrain from selling Controlled Substances to the potential Customer pending additional due diligence. If following additional due diligence, the Injunctive Relief Distributor is unable to resolve the Red Flags or other information indicative of diversion, the Injunctive Relief Distributor shall not initiate the sale of Controlled Substances to the potential Customer and shall report the potential Customer consistent with Section XIV. If the Injunctive Relief Distributor determines that the potential Customer may be onboarded for the sale of Controlled Substances, the Injunctive Relief Distributor shall document the decision and the bases for its decision. Such a good faith determination, if documented, shall not serve, without more, as the basis of a future claim of non-compliance with the Injunctive Relief Terms. For Chain Customers, these provisions shall apply to the potential specific pharmacies in question.

X. ONGOING DUE DILIGENCE

- A. Each Injunctive Relief Distributor shall periodically review its procedures and systems for detecting patterns or trends in Customer order data or other information used to evaluate whether a Customer is maintaining effective controls against diversion.
- B. Each Injunctive Relief Distributor shall conduct periodic proactive compliance reviews of its Customers' performance in satisfying their corresponding responsibilities to maintain effective controls against the diversion of Controlled Substances.
- C. Each Injunctive Relief Distributor shall review ARCOS data made available to it by the DEA and, once operational, by the Clearinghouse, to assist with Customer specific due diligence. For Chain Customers, this provision shall apply to the potential specific pharmacies in question.
- D. Each Injunctive Relief Distributor shall conduct due diligence as set forth in its CSMP policies and procedures in response to concerns of potential diversion of Controlled Substances at its Customers. For Chain Customers, these provisions shall apply to the specific pharmacies in question. The due diligence required by an Injunctive Relief Distributor's CSMP policies and procedures may depend on the information or events at issue. The information or events raising concerns of potential diversion of Controlled Substances at a Customer include but are not limited to:
 - 1. The discovery of one or more unresolved Red Flags;
 - 2. The receipt of information directly from law enforcement or regulators concerning potential diversion of Controlled Substances at or by a Customer;
 - 3. The receipt of information concerning the suspension or revocation of pharmacist's DEA registration or state license related to potential diversion of Controlled Substances;
 - 4. The receipt of reliable information through the hotline established in Section V.E concerning suspected diversion of Controlled Substances at the Customer;
 - 5. The receipt of reliable information from another distributor concerning suspected diversion of Controlled Substances at the Customer; or
 - 6. Receipt of other reliable information that the Customer is engaged in conduct indicative of diversion or is failing to adhere to its corresponding responsibility to prevent the diversion of Highly Diverted Controlled Substances.

- E. On an annual basis, each Injunctive Relief Distributor shall obtain updated pharmacy questionnaires from five hundred (500) Customers to include the following:
1. The top 250 Customers by combined volume of Highly Diverted Controlled Substances purchased from the Injunctive Relief Distributor measured as of the end of the relevant calendar year; and
 2. Additional Customers selected as a representative sample of various geographic regions, customer types (Independent Retail Pharmacy Customers and Chain Customers), and distribution centers. Each Injunctive Relief Distributor's Chief Diversion Control Officer shall develop risk-based criteria for the sample selection.
- F. Scope of Review
1. For reviews triggered by Section X.D, an Injunctive Relief Distributor shall conduct due diligence and obtain updated Pharmacy Customer Data or equivalent, or more comprehensive data from the Clearinghouse if needed, as set forth in its CSMP policies and procedures.
 2. For questionnaires collected pursuant to Section X.E, Injunctive Relief Distributors shall conduct a due diligence review consistent with the Injunctive Relief Distributors' CSMP policies and procedures. These annual diligence reviews shall be performed in addition to any of the diligence reviews performed under Section X.D, but may reasonably rely on reviews performed under Section X.D.
 3. If the Injunctive Relief Distributor decides to terminate the Customer due to concerns regarding potential diversion of Controlled Substances, the Injunctive Relief Distributor shall promptly cease the sale of Controlled Substances to the Customer and report the Customer consistent with Section XIV. If the Injunctive Relief Distributor decides not to terminate the Customer, the Injunctive Relief Distributor shall document that determination and the basis therefor. Such a good faith determination, if documented, shall not, without more, serve as the basis of a future claim of non-compliance with the Injunctive Relief Terms.

XI. SITE VISITS

- A. Each Injunctive Relief Distributor shall conduct site visits, including unannounced site visits, where appropriate, of Customers, as necessary, as part of Customer due diligence.
- B. During site visits, an Injunctive Relief Distributor's CSMP personnel or qualified third-party compliance consultants shall interview the pharmacist-in-charge or other relevant Customer employees, if appropriate, about any potential Red Flags

and the Customer's maintenance of effective controls against the potential diversion of Controlled Substances.

- C. An Injunctive Relief Distributor's CSMP personnel or qualified third-party compliance consultants who conduct site visits shall document the findings of any site visit.
- D. Site visit and all other compliance reports shall be maintained by each Injunctive Relief Distributor in a database accessible to all CSMP personnel.

XII. THRESHOLDS

- A. Each Injunctive Relief Distributor shall use Thresholds to identify potentially Suspicious Orders of Controlled Substances from Customers.
- B. Each Injunctive Relief Distributor's CSMP department shall be responsible for the oversight of the process for establishing and modifying Thresholds. The sales departments of the Injunctive Relief Distributors shall not have the authority to establish or adjust Thresholds for any Customer or participate in any decisions regarding establishment or adjustment of Thresholds.
- C. Injunctive Relief Distributors shall not provide Customers specific information about their Thresholds or how their Thresholds are calculated.
 - 1. Threshold Setting
 - a) Injunctive Relief Distributors shall primarily use model-based thresholds. For certain circumstances, Injunctive Relief Distributors may apply a non-model threshold based on documented customer diligence and analysis.
 - b) Each Injunctive Relief Distributor shall include in its Annual Threshold Analysis and Assessment Report (as required by Section XVIII.F.3.c) to the Monitor summary statistics regarding the use of non-model thresholds and such information shall be considered by the Monitor as part of its Threshold Setting Process Review in the annual Audit Report.
 - c) For the purposes of establishing and maintaining Thresholds, each Injunctive Relief Distributor shall take into account the Controlled Substances diversion risk of each drug base code. The diversion risk of each base code should be defined and reassessed annually by the Injunctive Relief Distributor's CSMP Committee and reviewed by the Monitor.
 - d) Each Injunctive Relief Distributor shall establish Thresholds for new Customers prior to supplying those Customers with Controlled Substances and shall continue to have Thresholds in

place at all times for each Customer to which it supplies Controlled Substances.

- e) When ordering volume from other distributors becomes readily available from the Clearinghouse, an Injunctive Relief Distributor shall consider including such information as soon as reasonably practicable in establishing and maintaining Thresholds.
- f) Each Injunctive Relief Distributor shall incorporate the following guiding principles in establishing and maintaining Customer Thresholds, except when inapplicable to non-model Thresholds:
 - (1) Thresholds shall take into account the number of non-Controlled Substance dosage units distributed to, dispensed and/or number of prescriptions dispensed by the Customer to assist with the determination of Customer size. As a general matter, smaller customers should have lower Thresholds than larger customers.
 - (2) For the purposes of establishing and maintaining Thresholds, Injunctive Relief Distributors shall use statistical models that are appropriate to the underlying data.
 - (3) For the purposes of establishing and maintaining Thresholds, Injunctive Relief Distributors shall take into account a Customer's ordering and/or dispensing history for a specified period of time.
 - (4) For the purposes of establishing and maintaining Thresholds, Injunctive Relief Distributors shall take into account the ordering history of Customers within similar geographic regions, or, where appropriate for Chain Customers, ordering history within the chain.
 - (5) If appropriate, Thresholds may take into account the characteristics of Customers with similar business models.
 - (a) A Customer's statement that it employs a particular business model must be verified, to the extent practicable, before that business model is taken into account in establishing and maintaining a Customer's Threshold.

2. Threshold Auditing

- a) The Injunctive Relief Distributors shall review their respective Customer Thresholds at least on an annual basis and modify them where appropriate.
- b) Each Injunctive Relief Distributor's CSMP department shall annually evaluate its Threshold setting methodology and processes and its CSMP personnel's performance in adhering to those policies.

3. Threshold Changes

- a) An Injunctive Relief Distributor may increase or decrease a Customer Threshold as set forth in its CSMP policies and procedures, subject to Sections XII.C.3.b through XII.C.3.e.
- b) Prior to approving any Threshold change request by a Customer, each Injunctive Relief Distributor shall conduct due diligence to determine whether an increase to the Threshold is warranted. This due diligence shall include obtaining from the Customer the basis for the Threshold change request, obtaining and reviewing Dispensing Data and/or Pharmacy Customer Data for the previous three (3) months for due diligence purposes, and, as needed, conducting an on-site visit to the Customer. This Threshold change request diligence shall be conducted by the Injunctive Relief Distributor's CSMP personnel.
- c) No Injunctive Relief Distributor shall proactively contact a Customer to suggest that the Customer request an increase to any of its Thresholds, to inform the Customer that its Orders-to-date are approaching its Thresholds or to recommend to the Customer the amount of a requested Threshold increase. It shall not be a violation of this paragraph to provide Chain Customer headquarters reporting on one or more individual Chain Customer pharmacy location(s) to support the anti-diversion efforts of the Chain Customer's headquarters staff, and it shall not be a violation of this paragraph for the Injunctive Relief Distributor's CSMP personnel to contact Customers to seek to understand a Customer's ordering patterns.
- d) An Injunctive Relief Distributor's Chief Diversion Control Officer may approve criteria for potential adjustments to Customer Thresholds to account for circumstances where the Thresholds produced by the ordinary operation of the statistical models require modification. Such circumstances include adjustments to account for seasonal ordering of certain Controlled Substances that are

based on documented diligence and analysis, adjustments made to permit ordering of certain Controlled Substances during a declared national or state emergency (e.g., COVID-19 pandemic), IT errors, and data anomalies causing results that are inconsistent with the design of the statistical models. Each Injunctive Relief Distributor shall include in its Annual Threshold Analysis and Assessment Report (as required by Section XVIII.F.3.c) to the Monitor information regarding the use of this paragraph and such information shall be considered by the Monitor as part of its Threshold Setting Process Review in the annual Audit Report.

- e) Any decision to raise a Customer's Threshold in response to a request by a Customer to adjust its Threshold must be documented in a writing and state the reason(s) for the change. The decision must be consistent with the Injunctive Relief Distributor's CSMP and documented appropriately.

XIII. SUSPICIOUS ORDER REPORTING AND NON-SHIPMENT

- A. Each Injunctive Relief Distributor shall report Suspicious Orders to the Settling States ("*Suspicious Order Reports*" or "*SORs*"), including those Settling States that do not currently require such SORs, at the election of the Settling State.
- B. For the SORs required by the Injunctive Relief Terms, each Injunctive Relief Distributor shall report Orders that exceed a Threshold for Controlled Substances set pursuant to the processes in Section XII that are blocked and not shipped.
- C. No Injunctive Relief Distributor shall ship any Order that it (i) reports pursuant to Sections XIII.A or XIII.B, or (ii) would have been required to report pursuant to Sections XIII.A or XIII.B had the Settling State elected to receive SORs.
- D. In reporting Suspicious Orders to the Settling States, the Injunctive Relief Distributors shall file SORs in a standardized electronic format that is uniform among the Settling States and contains the following information fields:
 - 1. Customer name;
 - 2. Customer address;
 - 3. DEA registration number;
 - 4. State pharmacy license number;
 - 5. Date of order;
 - 6. NDC number;
 - 7. Quantity;

8. Explanation for why the order is suspicious (up to 250 characters): Details that are order-specific regarding why an order was flagged as a Suspicious Order, including specific criteria used by an Injunctive Relief Distributor's Threshold system (except phrases such as "order is of unusual size" without any additional detail are not acceptable); and
 9. Name and contact information for a knowledgeable designee within the Injunctive Relief Distributor's CSMP department to be a point of contact for the SORs.
- E. On a quarterly basis, each Injunctive Relief Distributor shall provide a summary report to the Settling States that elect to receive it that provides the following information for the relevant quarter with respect to the top ten (10) Customers by volume for each Highly Diverted Controlled Substance base code that have placed a Suspicious Order for that base code, in that quarter (for Chain Customers, only individual pharmacies in the chain will be considered for evaluation as a top ten (10) Customer):
1. The number of SORs submitted for that Customer by base code;
 2. The Customer's order volume by base code for the quarter for all Highly Diverted Controlled Substances;
 3. The Customer's order frequency by base code for the quarter for all Highly Diverted Controlled Substances;
 4. For each Highly Diverted Controlled Substance base code, the ratio of the Customer's order volume for that base code to the volume of all pharmaceutical orders for the quarter; and
 5. The ratio of the Customer's order volume of all Controlled Substances to the volume of all pharmaceutical orders for the quarter.
- F. The Injunctive Relief Distributors shall only be required to file a single, uniform, electronic form of SOR with any Settling State that receives SORs pursuant to these Injunctive Relief Terms. A Settling State retains the authority pursuant to applicable state law or relevant state agency authority to request additional information about a particular SOR.
- G. It is the objective of the Settling States and the Injunctive Relief Distributors for the Injunctive Relief Distributors to provide SORs to Settling States that identify the same Suspicious Orders as reported to the DEA pursuant to the definition and requirements of the federal Controlled Substances Act and its regulations, although the fields of the SORs submitted to the Settling States as required by Section XIII may differ from the content required by the DEA. To the extent federal definitions and requirements materially change during the term of the Injunctive Relief Terms, the Injunctive Relief Distributors may be required to adjust the format and content of the SORs to meet these federal requirements. The

Injunctive Relief Distributors and the State Compliance Review Committee will engage in good faith discussions regarding such adjustments.

- H. It shall not be a violation of the Injunctive Relief Terms if an Injunctive Relief Distributor ships a Suspicious Order or fails to submit or transmit a SOR if:
1. The shipment of the Suspicious Order or failed SOR transmission was due to a computer error (data entry mistakes, coding errors, computer logic issues, software malfunctions, and other computer errors or IT failures); and
 2. The Injunctive Relief Distributor reports the error, including a description of measures that will be taken to prevent recurrence of the error, to any affected Settling State, the State Compliance Review Committee, and the Monitor within five (5) business days of its discovery.

XIV. TERMINATED CUSTOMERS

- A. Each Injunctive Relief Distributor shall report to the Clearinghouse, once operational, within five (5) business days (or as otherwise required by state statute or regulation), Customers it has terminated from eligibility to receive Controlled Substances or refused to onboard for the sale of Controlled Substances due to concerns regarding the Customer's ability to provide effective controls against the potential diversion of Controlled Substances following the Effective Date.
- B. The Injunctive Relief Distributors shall report to the relevant Settling State(s), within five (5) business days (or as otherwise required by state statute or regulation) Customers located in such Settling States that it has terminated from eligibility to receive Controlled Substances or refused to onboard for the sale of Controlled Substances due to concerns regarding the Customer's ability to provide effective controls against the potential diversion of Controlled Substances following the Effective Date. Such reports will be made in a uniform format. The Injunctive Relief Distributors and the State Compliance Review Committee shall use best efforts to agree on such uniform format for inclusion prior to the requirement taking effect.
- C. In determining whether a Customer should be terminated from eligibility to receive Controlled Substances, Injunctive Relief Distributors shall apply factors set out in their CSMP policies and procedures, which shall include the following conduct by a Customer:
1. Has generated an excessive number of Suspicious Orders, which cannot otherwise be explained;
 2. Has routinely demonstrated unresolved Red Flag activity;

3. Has continued to fill prescriptions for Highly Diverted Controlled Substances that raise Red Flags following an Injunctive Relief Distributor's warning or communication about such practices;
 4. Has failed to provide Pharmacy Customer Data or Dispensing Data in response to a request from an Injunctive Relief Distributor or otherwise refuses to cooperate with the Injunctive Relief Distributor's CSMP after providing the Customer with a reasonable amount of time to respond to the Injunctive Relief Distributor's requests;
 5. Has been found to have made material omissions or false statements on a Pharmacy Questionnaire (the requirements for the contents of a Pharmacy Questionnaire are described in Section IX); or
 6. Has been the subject of discipline by a State Board of Pharmacy within the past three (3) years or has had its owner(s) or pharmacist-in-charge subject to license probation or termination within the past five (5) years by a State Board of Pharmacy for matters related to Controlled Substances dispensing or a federal or state felony conviction.
- D. Once the Clearinghouse has made Customer termination data available to each Injunctive Relief Distributor, each Injunctive Relief Distributor shall consider terminating Customers that have been terminated from eligibility to receive Controlled Substances by another distributor as a result of suspected diversion of Controlled Substances if the Customer is ordering only Controlled Substances from the Injunctive Relief Distributor. If the Injunctive Relief Distributor determines not to terminate Customers to which this paragraph applies, the Injunctive Relief Distributor shall document its decision-making. A good-faith decision to continue shipping Controlled Substances to Customers to which this paragraph applies, shall not serve, without more, as the basis of a future claim of non-compliance with the Injunctive Relief Terms.
- E. For Chain Customers, the provisions in Section XIV.A-D shall apply to the specific pharmacies in question.

XV. EMERGENCIES

- A. In the circumstances of declared national or state emergencies in which the healthcare community relies on the Injunctive Relief Distributors for critical medicines, medical supplies, products, and services, the Injunctive Relief Distributors may be required to temporarily modify their respective CSMP processes to meet the critical needs of the supply chain. These modifications may conflict with the requirements of the Injunctive Relief Terms.
- B. In the case of a declared national or state emergency, the Injunctive Relief Distributors shall be required to give notice to the State Compliance Review Committee of any temporary material changes to their CSMP processes which

may conflict with the requirements of the Injunctive Relief Terms and specify the sections of the Injunctive Relief Terms which will be affected by the temporary change.

- C. The Injunctive Relief Distributors shall document all temporary changes to their CSMP processes and appropriately document all customer-specific actions taken as a result of the declared national or state emergency.
- D. The Injunctive Relief Distributors shall provide notice to the State Compliance Review Committee at the conclusion of the declared national or state emergency, or sooner, stating that the temporary CSMP processes put into place have been suspended.
- E. Provided the Injunctive Relief Distributors comply with the provisions of Sections XV.A through XV.D, the Injunctive Relief Distributors will not face liability for any deviations from the requirements of the Injunctive Relief Terms taken in good faith to meet the critical needs of the supply chain in response to the declared national or state emergency. Nothing herein shall limit Settling States from pursuing claims against the Injunctive Relief Distributors based on deviations from the requirements of the Injunctive Relief Terms not taken in good faith to meet the critical needs of the supply chain in response to a declared national or state emergency.

XVI. COMPLIANCE WITH LAWS AND RECORDKEEPING

- A. The Injunctive Relief Distributors acknowledge and agree that they must comply with applicable state and federal laws governing the distribution of Controlled Substances.
- B. Good faith compliance with the Injunctive Relief Terms creates a presumption that the Injunctive Relief Distributors are acting reasonably and in the public interest with respect to Settling States' existing laws requiring effective controls against diversion of Controlled Substances and with respect to the identification, reporting, and blocking of Suspicious Orders of Controlled Substances.
- C. The requirements of the Injunctive Relief Terms are in addition to, and not in lieu of, any other requirements of state or federal law applicable to Controlled Substances distribution. Except as provided in Section XVI.D, nothing in the Injunctive Relief Terms shall be construed as relieving Injunctive Relief Distributors of the obligation to comply with such laws, regulations, or rules. No provision of the Injunctive Relief Terms shall be deemed as permission for Injunctive Relief Distributors to engage in any acts or practices prohibited by such laws, regulations, or rules.
- D. In the event of a conflict between the requirements of the Injunctive Relief Terms and any other law, regulation, or requirement such that an Injunctive Relief Distributor cannot comply with the law without violating the Injunctive Relief

Terms or being subject to adverse action, including fines and penalties, the Injunctive Relief Distributor shall document such conflicts and notify the State Compliance Review Committee and any affected Settling State the extent to which it will comply with the Injunctive Relief Terms in order to eliminate the conflict within thirty (30) days of the Injunctive Relief Distributor's discovery of the conflict. The Injunctive Relief Distributor shall comply with the Injunctive Relief Terms to the fullest extent possible without violating the law.

- E. In the event of a change or modification of federal or state law governing the distribution of Controlled Substances that creates an actual or potential conflict with the Injunctive Relief Terms, any Injunctive Relief Distributor, any affected Settling State, or the State Compliance Review Committee may request that the Injunctive Relief Distributors, State Compliance Review Committee, and any affected Settling State meet and confer regarding the law change. During the meet and confer, the Injunctive Relief Distributors, the State Compliance Review Committee, and any affected Settling State will address whether the change or modification in federal or state law requires an amendment to the Injunctive Relief Terms. In the event the Injunctive Relief Distributors, the State Compliance Review Committee, and any affected Settling State cannot agree on a resolution, and the dispute relates to whether the generally applicable Injunctive Relief Terms herein should be changed, an Injunctive Relief Distributor, the State Compliance Review Committee, or any affected Settling State may submit the question to the National Arbitration Panel. If the dispute relates to whether a change in an individual State's law requires a modification of the Injunctive Relief Terms only with respect to that State, an Injunctive Relief Distributor, the State Compliance Review Committee, or any affected Settling State may seek resolution of the dispute pursuant to Section XIX. Maintenance of competition in the industry and the potential burden of inconsistent obligations by Injunctive Relief Distributors shall be a relevant consideration in such resolution.
- F. Recordkeeping: Each Injunctive Relief Distributor shall retain records it is required to create pursuant to its obligations hereunder in an electronic or otherwise readily accessible format. The Settling States shall have the right to review records provided to the Monitor pursuant to Section XVIII. Nothing in the Injunctive Relief Terms prohibits a Settling State from issuing a lawful subpoena for records pursuant to an applicable law.

XVII. CLEARINGHOUSE

- A. Creation of the Clearinghouse
1. The Clearinghouse functions shall be undertaken by a third-party vendor or vendors.
 2. The vendor(s) will be chosen through a process developed and jointly agreed upon by the Injunctive Relief Distributors and the State Compliance Review Committee.

3. Consistent with the process developed by the Injunctive Relief Distributors and the State Compliance Review Committee, within two (2) months of the Effective Date, the Injunctive Relief Distributors shall issue a Request for Proposal to develop the systems and capabilities for a Clearinghouse to perform the services of a data aggregator.
4. Within five (5) months of the Effective Date, the Clearinghouse Advisory Panel shall select one or more entities to develop the systems for the Clearinghouse and perform data aggregator services. The Clearinghouse Advisory Panel shall select a vendor or vendors that employ or retain personnel who have adequate expertise and experience related to the pharmaceutical industry, the distribution of Controlled Substances, and the applicable requirements of the Controlled Substances Act and the DEA's implementing regulations.
5. Within sixty (60) days of the selection of a vendor(s) to serve as the Clearinghouse, the Injunctive Relief Distributors shall negotiate and finalize a contract with the vendor(s). The date that the contract is signed by the Injunctive Relief Distributors and the vendor(s) shall be referred to as the "*Clearinghouse Retention Date*."
6. The development of the Clearinghouse shall proceed on a phased approach as discussed in Sections XVII.C and XVII.D.

B. Governance and Staffing of the Clearinghouse

1. *Capabilities.* The selected vendor or vendors shall staff the Clearinghouse in a manner that ensures the development of robust data collection, analytics and reporting capabilities for the Settling States and Injunctive Relief Distributors. To the extent additional expertise is required for the engagement, the vendor(s) may retain the services of third-party consultants.
2. *Independence.* While performing services for the Clearinghouse, all vendors and consultants, and their staff working on the Clearinghouse, shall be independent (*i.e.*, not perform services of any kind, including as a consultant or an employee on behalf of any Injunctive Relief Distributor outside of the ordinary business operations of the Clearinghouse). Independence may be achieved by implementing appropriate ethical walls with employees who are currently performing or who have previously performed work for an Injunctive Relief Distributor within two years of the Clearinghouse Retention Date.
3. *Liability.* The Injunctive Relief Distributors are entitled to rely upon information or data received from the Clearinghouse, whether in oral, written, or other form. No Injunctive Relief Distributor, and no individual serving on the Clearinghouse Advisory Panel, shall have any liability

(whether direct or indirect, in contract or tort or otherwise) to any Party for or in connection with any action taken or not taken by the Clearinghouse. In addition, no Injunctive Relief Distributor, and no individual serving on the Clearinghouse Advisory Panel, shall have any liability (whether direct or indirect, in contract or tort or otherwise) to any Party for or in connection with any action taken or not taken by an Injunctive Relief Distributor based on incorrect, inaccurate, incomplete or otherwise erroneous information or data provided by the Clearinghouse, unless the information or data was incorrect, inaccurate, incomplete or otherwise erroneous because the Injunctive Relief Distributor itself provided incorrect, inaccurate, incomplete or otherwise erroneous data or information to the Clearinghouse. For any legal requirements that are assumed by the Clearinghouse during Phase 2-B pursuant to Section XVII.D.3, liability shall be addressed pursuant to Section XVII.D.3.c.

4. *Clearinghouse Advisory Panel.* The State Compliance Review Committee and Injunctive Relief Distributors shall create a Clearinghouse Advisory Panel no later than sixty (60) days after the Effective Date to oversee the Clearinghouse.
 - a) The Clearinghouse Advisory Panel shall have an equal number of members chosen by the State Compliance Review Committee on the one hand, and the Injunctive Relief Distributors on the other. The size of the Clearinghouse Advisory Panel will be decided by the State Compliance Review Committee and the Injunctive Relief Distributors, and the State Compliance Review Committee and the Injunctive Relief Distributors may select as members third-party experts, but no more than one half of each side's representatives may be such third-party experts. At least one member chosen by the State Compliance Review Committee will be based on consultation with the National Association of State Controlled Substances Authorities.
 - b) During the first two years of the operation of the Clearinghouse, the Clearinghouse Advisory Panel shall meet (in-person or remotely) at least once per month. After the first two years of operation, the Clearinghouse Advisory Panel shall meet at least quarterly. The Monitor may attend Clearinghouse Advisory Panel meetings and may provide recommendations to the Clearinghouse Advisory Panel.
 - c) The Clearinghouse Advisory Panel shall establish a subcommittee to advise on issues related to privacy, the Health Insurance Portability and Accountability Act of 1996 ("*HIPAA*"), and data security and a subcommittee to advise on issues related to Dispensing Data. It may establish additional subcommittees. Subcommittees may include individuals who are not members of

the Clearinghouse Advisory Panel. The Clearinghouse Advisory Panel may invite one or more prescribers, dispensers, and representatives from state Prescription Drug Monitoring Programs (“*PDMP*”) to serve on the Dispensing Data subcommittee. Each Injunctive Relief Distributor shall have a representative on each subcommittee created by the Clearinghouse Advisory Panel.

d) The Clearinghouse Advisory Panel may delegate tasks assigned to it by the Injunctive Relief Terms to the Executive Director.

5. *Executive Director.* One employee of the vendor, or one representative from the vendor group in the event that there are multiple vendors, shall be an Executive Director who shall manage day-to-day operations and report periodically to the Clearinghouse Advisory Panel.

C. Phase 1 of the Clearinghouse: Data Collection, Initial Analytics and Reporting

1. System Development

a) Within one (1) year of the Clearinghouse Retention Date, the Clearinghouse shall develop systems to receive and analyze data obtained from the Injunctive Relief Distributors pursuant to electronic transmission formats to be agreed upon by the Clearinghouse Advisory Panel.

b) In developing such systems, the Clearinghouse shall ensure that:

(1) The systems provide robust reporting and analytic capabilities.

(2) Data obtained from Injunctive Relief Distributors shall be automatically pulled from the existing order management data platforms (e.g., SAP).

(3) The systems shall be designed to receive data from sources other than the Injunctive Relief Distributors, including pharmacies, non-Injunctive Relief Distributors, the DEA, State Boards of Pharmacy, and other relevant sources, pursuant to standardized electronic transmission formats.

(4) The systems shall be designed to protect personally identifiable information (“*PII*”) and protected health information (“*PHI*”) from disclosure and shall comply with HIPAA and any federal and state laws relating to the protection of PII and PHI.

- (5) The Clearinghouse will establish a HIPAA-compliant database that can be accessed by state authorities, the Injunctive Relief Distributors, and any entities that subsequently participate in the Clearinghouse. The database that will be made available to the Injunctive Relief Distributors and any non-governmental entities that subsequently participate in the Clearinghouse will also blind commercially sensitive information.
- (6) State authorities shall have access to the HIPAA-compliant database via web-based tools and no additional or specialized equipment or software shall be required. This access shall allow state authorities to query the HIPAA-compliant database without limitation.
- (7) The Injunctive Relief Distributors shall be permitted to use data obtained from the Clearinghouse for anti-diversion purposes, including the uses expressly contemplated by the Injunctive Relief Terms. The Injunctive Relief Distributors shall not sell (or obtain license fees for) data obtained from Clearinghouse to any third-parties. Nothing in the Injunctive Relief Terms shall prohibit an Injunctive Relief Distributor from using its own data, including data provided to the Injunctive Relief Distributor by third-parties other than the Clearinghouse, for any commercial purposes, including selling or licensing its data to third-parties.

2. Aggregation of Data

- a) It is the goal of the Settling States and the Injunctive Relief Distributors for the Clearinghouse to obtain comprehensive data from all distributors, pharmacies, and other relevant data sources to provide maximum permissible transparency into the distribution and dispensing of Controlled Substances. During Phase 1, the Clearinghouse Advisory Panel shall develop recommendations for ways to achieve this goal.
- b) In Phase 1, the Injunctive Relief Distributors shall provide and/or facilitate the collection of, and the Clearinghouse shall collect and maintain, the following:
 - (1) Injunctive Relief Distributor transaction data for Controlled Substances and non-Controlled Substances, specified at the NDC, date, quantity, and customer level.

- (2) Injunctive Relief Distributor information on Customers that have been terminated and/or declined onboarding due to concerns regarding Controlled Substance dispensing following the Effective Date.
 - c) The Clearinghouse shall make available to the Injunctive Relief Distributors, in a format to be determined by the Clearinghouse Advisory Panel, blinded data for their CSMP due diligence functions. The data will include all Controlled Substances and non-Controlled Substances and be refreshed on a regular basis. The Clearinghouse will also seek to provide non-identifying information regarding whether a single distributor is associated with multiple warehouses with unique DEA registrations (e.g., multiple distribution centers operated by a single distributor), in the data it makes available.
 - d) During Phase 1, the Clearinghouse Advisory Panel (with input from its Dispensing Data subcommittee) will develop an operational plan to obtain Dispensing Data directly from pharmacies, unless the Clearinghouse Advisory Panel determines it is inadvisable to do so. The operational plan developed by the Clearinghouse Advisory Panel shall address compliance with HIPAA and shall include recommendations to facilitate the collection of Dispensing Data in compliance with HIPAA and relevant state privacy laws. To the extent possible, the Clearinghouse will begin collecting Dispensing Data during Phase 1.
 - e) Nothing in the Injunctive Relief Terms shall require the Injunctive Relief Distributors to indemnify or otherwise be responsible to pharmacy customers for any claims resulting from the provision of Dispensing Data to the Clearinghouse, including, but not limited to, claims related to any data breaches occurring with the data transmitted to or maintained by the Clearinghouse.
3. State and Federal Reporting Requirements
- a) The Injunctive Relief Distributors shall comply with state and federal transactional and Suspicious Order reporting requirements related to Controlled Substances as follows:
 - (1) Until such time as the Clearinghouse is able to provide transactional and Suspicious Order regulatory reporting to the states on behalf of the Injunctive Relief Distributors, the Injunctive Relief Distributors shall continue to file all required reports under state law and those reports required by these Injunctive Relief Terms.

- (2) Once the Clearinghouse is able to process and submit such reports, the Clearinghouse may process and submit those reports on behalf of each Injunctive Relief Distributor to the states. At all times during Phase 1, each Injunctive Relief Distributor shall remain responsible for the identification of Suspicious Orders and will remain liable for a failure to submit transactional data or Suspicious Order reports required under state law or these Injunctive Relief Terms.
- (3) An Injunctive Relief Distributor may elect to fulfill its reporting obligations directly, rather than have the Clearinghouse assume the responsibility for the transmission of the various reports.

4. Additional Reports and Analytics

- a) In consultation with the Clearinghouse Advisory Panel, the Clearinghouse shall work to develop additional reports and analyses to assist the Settling States and the Injunctive Relief Distributors in addressing Controlled Substance diversion, including, but not limited to, identifying Red Flags consistent with Section VIII.
- b) The Clearinghouse will generate analyses and reports to be used by the Settling States and the Injunctive Relief Distributors based on format and content recommended by the Clearinghouse Advisory Panel. In order to refine the format and reach final recommendations, the Clearinghouse shall prepare sample analytical reports for a sample geographic region to review with the Clearinghouse Advisory Panel. The sample reports will also be shared with the DEA in an effort to receive additional feedback.
- c) After the content and format of the sample reports have been approved by the Clearinghouse Advisory Panel, the Clearinghouse will begin producing reports on a periodic basis.
- d) The Clearinghouse will develop capabilities to provide Settling States customized reports upon reasonable request to assist in their efforts to combat the diversion of Controlled Substances and for other public health and regulatory purposes.
- e) After the Clearinghouse has obtained sufficient Dispensing Data from Customers, the Clearinghouse shall commence providing standard reports to the Settling States and Injunctive Relief Distributors that will include summaries and analysis of Dispensing Data. The reports and analytics of Dispensing Data

shall be developed in consultation with the Clearinghouse Advisory Panel (including its Dispensing Data subcommittee) and shall include, but not be limited to:

- (1) Identification of Customers whose dispensing may indicate Red Flags consistent with Section VIII, as determined by the Clearinghouse from aggregate data; and
 - (2) Identification of Customers whose aggregate dispensing volumes for Highly Diverted Controlled Substances are disproportionately high relative to the population of the relevant geographic area.
- f) The Clearinghouse shall also prepare reports and analyses for the Settling States and Injunctive Relief Distributors identifying prescribers whose prescribing behavior suggests they may not be engaged in the legitimate practice of medicine. Such reports and analysis shall be developed in consultation with the Clearinghouse Advisory Panel (including its Dispensing Data subcommittee) and shall seek to identify and evaluate:
- (1) Prescribers who routinely prescribe large volumes of Highly Diverted Controlled Substances relative to other prescribers with similar specialties, including health care professionals who prescribe a large number of prescriptions for high dosage amounts of Highly Diverted Controlled Substances;
 - (2) Prescribers whose prescriptions for Highly Diverted Controlled Substances are routinely and disproportionately filled in a geographic area that is unusual based on the prescriber's location; and
 - (3) Prescribers who routinely prescribe out-of-specialty or out-of-practice area without legitimate reason.
- g) Reports or analysis generated by the Clearinghouse may not be based on complete data due to a lack of participation by non-Injunctive Relief Distributors and pharmacies. As such, Injunctive Relief Distributors shall not be held responsible for actions or inactions related to reports and analysis prepared by the Clearinghouse which may be based on incomplete data due to a lack of participation by non-Injunctive Relief Distributors and pharmacies.

D. Phase 2 of the Clearinghouse: Additional Data Collection and Analytics and Assumption of CSMP Functions

Within one (1) year of Phase 1 of the Clearinghouse being operational, the Clearinghouse and the Clearinghouse Advisory Panel shall develop a detailed strategic and implementation plan for Phase 2 of the Clearinghouse (“*Phase 2 Planning Report*”). Phase 2 will consist of two parts. Phase 2-A will focus on increasing data collection from non-Injunctive Relief Distributors, pharmacies and other data sources and developing enhanced analytics based on the experiences gained from Phase 1. Phase 2-A will also include recommendations for the development of uniform federal and state reporting. Phase 2-B will involve the potential assumption of various CSMP activities, including Threshold setting and order management by the Clearinghouse. The Phase 2 Planning Report will address both Phase 2-A and Phase 2-B. After the completion of the Phase 2 Planning Report, individual Injunctive Relief Distributors, in their sole discretion, may elect not to proceed with Phase 2-B as provided by Section XVII.E. If one or more Injunctive Relief Distributors elect to proceed with Phase 2-B, the goal will be to have Phase 2-B fully operational within two (2) years of the Clearinghouse Retention Date and no later than three (3) years of the Clearinghouse Retention Date.

1. Phase 2-A: Additional Data Collection and Analytics

- a) During Phase 2-A, the Clearinghouse will continue the functions defined in Phase 1 and work to expand the scope of its data collection and enhance its analytics and reporting capabilities including the following:
 - (1) Integration of data from additional sources, including:
 - (a) Transaction data from other distributors, including manufacturers that distribute directly to retail pharmacies and pharmacies that self-warehouse; and
 - (b) Where possible, state PDMP data and other data, including, but not limited to, State Board of Medicine and Board of Pharmacy sanctions, and agreed-upon industry data. If state PDMP data is effectively duplicative of Dispensing Data already obtained in Phase 1, it will not be necessary for the Clearinghouse to obtain state PDMP data.
 - (2) Development of additional metrics analyzing the data available from the additional data sources (PDMP, other pharmacy data, sanction authorities, and third-party volume projections).

- (3) Development of real-time or near real-time access to distribution data, dispensing data and other data sources.
- (4) Refinement of methodologies for analyzing Dispensing Data to identify suspicious prescribers.
- (5) Development of additional capabilities to provide Settling States, the Injunctive Relief Distributors and potentially the DEA customized reporting from the Clearinghouse upon reasonable request.

2. Phase 2-A: Uniform Required Reporting

- a) The Clearinghouse and the Clearinghouse Advisory Panel shall develop uniform reporting recommendations for potential implementation by state regulators in order to allow the Injunctive Relief Distributors to satisfy their obligations under the Injunctive Relief Terms and state and federal laws in a uniform and consistent manner.
- b) It is a goal of the Settling States and the Injunctive Relief Distributors to:
 - (1) Streamline and simplify required reporting which will benefit the Injunctive Relief Distributors and the Settling States, as well as the DEA;
 - (2) Develop uniform transactional and Suspicious Order reporting requirements; and
 - (3) Provide for the submission of uniform Suspicious Order reports.

3. Phase 2-B: Clearinghouse Assumption of CSMP Functions

- a) With respect to Phase 2-B, the Phase 2 Planning Report shall address:
 - (1) Engagement with stakeholders, including the DEA, to develop the system of Threshold setting and Suspicious Order reporting to potentially be provided by the Clearinghouse;
 - (2) Development of technology and rules, including any proposed changes to federal law or regulations;
 - (3) Development of models for the identification of Suspicious Orders and setting universal Thresholds in a manner

consistent with Section XII. These models shall include active order management and order fulfillment protocols to ensure that orders are compared to relevant Thresholds by the Clearinghouse before shipment instructions are provided by the Clearinghouse to the Injunctive Relief Distributors. The models shall also include the identification of Suspicious Orders when they are placed by Customers, which will be held before shipment or blocked based on instructions provided by the Clearinghouse to the Injunctive Relief Distributors.

- (4) Development of criteria governing distribution to Customers that have placed one or more Orders that exceed a Threshold;
 - (5) Development of rules for allocating Orders placed by Customers that have more than one Distributor if one or more Orders exceed a Threshold;
 - (6) Development of a pilot project for a sample geographic region to perform data analysis to test the models for Threshold setting and the identification of Suspicious Orders.
- b) Following implementation of Phase 2-B, the Injunctive Relief Distributors participating in Phase 2-B and the State Compliance Review Committee shall meet and confer with respect to whether to expand the scope of the Clearinghouse to cover additional anti-diversion functions, such as the performance of due diligence.
- c) CSMP functions that have been assumed by the Clearinghouse during Phase 2-B will no longer be performed by participating Injunctive Relief Distributors individually through their CSMPs. CSMP functions performed by the Clearinghouse will assist participating Injunctive Relief Distributors to satisfy the applicable legal obligations of those Injunctive Relief Distributors. The Clearinghouse's performance of CSMP functions will not relieve participating Injunctive Relief Distributors from their legal obligations unless (i) the Injunctive Relief Distributors and the State Compliance Review Committee jointly enter into a written agreement for the Clearinghouse to assume legal requirements during Phase 2-B; and (ii) all vendors and consultants working on the Clearinghouse agree in writing to assume such obligations. Nothing in this paragraph shall apply to any Injunctive Relief Distributor that does not participate in Phase 2-B pursuant to Section XVII.E.

E. Option to Opt Out of Phase 2-B

1. Each Injunctive Relief Distributor shall have the option, in its sole discretion, to elect not to participate in Phase 2-B at any point. In the event that an Injunctive Relief Distributor elects not to participate in Phase 2-B, that Injunctive Relief Distributor shall cease to have any obligation to fund future costs directly related to Phase 2-B of the Clearinghouse or to implement the Clearinghouse's determinations as to identification of Suspicious Orders and Suspicious Order reporting. If an Injunctive Relief Distributor elects not to participate in Phase 2-B, that Injunctive Relief Distributor shall remain responsible for the requirements specified for Phase 1 and Phase 2-A of the Clearinghouse and shall be responsible for contributing to the costs associated with Phase 1 and Phase 2-A.
2. In the event that an Injunctive Relief Distributor elects not to participate in Phase 2-B, the Clearinghouse Advisory Panel shall discuss and make recommendations for any necessary adjustments to the Phase 2-B capabilities described in Section XVII.D.3.

F. Funding

1. The establishment and ongoing operations of the Clearinghouse shall be funded by the Injunctive Relief Distributors for a period of ten (10) years commencing on the Clearinghouse Retention Date.
2. For each of the first two (2) years of the operation of the Clearinghouse, the Injunctive Relief Distributors will make total payments of \$7.5 million per year combined. For years three (3) through ten (10), the Injunctive Relief Distributors will make total payments of \$3 million per year combined. Additional costs associated with Phase 2-B shall be billed to the Injunctive Relief Distributors participating in Phase 2-B.
3. Payments by the Injunctive Relief Distributors for the Clearinghouse shall be allocated among the Injunctive Relief Distributors as set forth in Section IV.H of the Settlement Agreement, dated as of July 21, 2021, which incorporates these Injunctive Relief Terms as Exhibit P.
4. In the event that the cost of the Clearinghouse exceeds the amounts provided by the Injunctive Relief Distributors, the Injunctive Relief Distributors and State Compliance Review Committee shall meet-and-confer on alternatives, which may include:
 - a) Limiting the operations of the Clearinghouse consistent with a revised budget;
 - b) Seeking additional sources of funding for the Clearinghouse; and/or

- c) Allocating, in a manner consistent with the allocation of payments between the Injunctive Relief Distributors as set forth in Section XVII.F.3, additional amounts that are the responsibility of the Injunctive Relief Distributors to be used for the operation of the Clearinghouse.
5. The Injunctive Relief Distributors and the State Compliance Review Committee agree to engage in good faith discussions regarding potential continued operation and funding of the Clearinghouse following the initial ten (10) year period of Clearinghouse operations.
6. The Injunctive Relief Distributors and the State Compliance Review Committee shall develop a means to obtain payments from other parties that may use or benefit from the Clearinghouse, including, but not limited to, other settling defendants, non-Injunctive Relief Distributors, or other parties and the Clearinghouse Advisory Panel shall consider other funding sources for the Clearinghouse. This may include consideration of a user fee or other model by which non-Injunctive Relief Distributors that use the Clearinghouse will contribute to funding the Clearinghouse.
7. In the event that ten (10) or more Settling States reach agreements with any national retail chain pharmacies to resolve claims related to the distribution of Controlled Substances, the Settling States' Attorneys' General agree to make participation in the Clearinghouse, including providing data to the Clearinghouse and contribution to the cost of the operation of the Clearinghouse, a condition of any settlement. The Settling States' Attorneys' General agree to make best efforts to ensure that any other settling distributors and/or pharmacies participate in the Clearinghouse. To the extent that the Attorneys General are able to secure participation by additional distributors and/or pharmacies, it is anticipated that, to the extent practicable based on the financial and relative size of the settling distributor and/or pharmacy, those entities will contribute to the cost of the operation of the Clearinghouse. The Injunctive Relief Distributors' obligation to fund the Clearinghouse shall be partially reduced by contributions obtained from other distributors and/or pharmacies pursuant to a formula to be determined by the Clearinghouse Advisory Panel.

G. Confidentiality

1. All data provided to the Clearinghouse shall be confidential.
2. Information provided by distributors participating in the Clearinghouse may not be provided to any other entity or individual outside those expressly contemplated by the Injunctive Relief Terms.

3. The Clearinghouse may not provide to any distributor information specific to another distributor. Notwithstanding the prior sentence, the Clearinghouse may provide blinded data to a distributor reflecting total Orders (across all distributors) for a particular Customer, region, and/or state at the base code and NDC number level and all transactional data information. Such information may only be used by receiving distributors for purposes of identifying, minimizing, or otherwise addressing the risk of Controlled Substances diversion. No distributor or pharmacy, including the Injunctive Relief Distributors, shall attempt to obtain revenue from this information. Such information provided by the Clearinghouse shall be compliant with all applicable laws and regulations.
4. If the Clearinghouse receives a request for disclosure of any data, material or other information created or shared under the Injunctive Relief Terms, pursuant to a Third Party Request, the Clearinghouse shall notify the Injunctive Relief Distributors and the Clearinghouse Advisory Panel of the Third Party Request and any confidential information to be disclosed so that the Injunctive Relief Distributors may seek a protective order or otherwise challenge or object to the disclosure. The Clearinghouse shall provide the Injunctive Relief Distributors and the Clearinghouse Advisory Panel with at least ten (10) days' advance notice before complying with any Third Party Request for confidential information, except where state law requires a lesser period of advance notice.

H. Data Integrity

1. The Clearinghouse shall use best-in-class technology to preserve the integrity of the data.
2. The Clearinghouse shall report any data breaches under HIPAA and state law that occur as a result of any of its data collection and reporting activities to the Settling States and other authorities as required by law.
3. The Injunctive Relief Distributors and the Settling States shall not be liable for any breaches of any databases maintained by the Clearinghouse. This does not excuse the Clearinghouse or its vendor(s) from compliance with all state and federal laws and regulations governing (1) the protection of personal information and protected health information, or (2) notifications relating to Data Security Events.

I. Credit for Investment in the Clearinghouse

1. The Injunctive Relief Distributors and the State Compliance Review Committee shall negotiate in good faith regarding a potential credit against Injunctive Relief Distributors' overall settlement obligations if costs exceed the amounts specified in Section XVII.F.

XVIII. MONITOR

A. Monitor Selection and Engagement

1. The Injunctive Relief Distributors shall engage a Monitor to perform the reviews described in Section XVIII.F. The Monitor shall employ or retain personnel who have appropriate qualifications related to the pharmaceutical industry and the laws governing the distribution of pharmaceuticals, the distribution of Controlled Substances, and the applicable requirements of federal and state law. The Monitor may also employ or retain personnel who have appropriate qualifications in the audit and review of sample documents in order to conduct the reviews described in Section XVIII.F. To the extent additional expertise is required for the engagement, the Monitor may retain the services of third-party consultants.
2. The Monitor must perform each review described in Section XVIII.F in a professionally independent and objective fashion, as defined in the most recent Government Auditing Standards issued by the United States Government Accountability Office. A Monitor shall not be engaged in active litigation involving one or more of the Injunctive Relief Distributors or Settling States or present a potential conflict of interest involving matters concerning an Injunctive Relief Distributor, except by agreement of the affected parties. If the Monitor is employed by an entity that performed work for any Injunctive Relief Distributor or any of the Settling States prior to the Effective Date, the Monitor will cause to be implemented appropriate ethical walls between the Monitor team and the employees of the firm who have previously performed work for an Injunctive Relief Distributor or any of the Settling States.
3. The process for selecting the Monitor shall be as follows:
 - a) Within sixty (60) calendar days of the Effective Date, the Injunctive Relief Distributors and the State Compliance Review Committee shall exchange pools of recommended candidates to serve as the Monitor. The pools shall each contain the names of three (3) individuals, groups of individuals, or firms.
 - b) After receiving the pools of Monitor candidates, the Injunctive Relief Distributors and the State Compliance Review Committee shall have the right to meet with the candidates and conduct appropriate interviews of the personnel who are expected to work on the project. The Injunctive Relief Distributors (individually or in combination) and the State Compliance Review Committee may veto any of the candidates, and must do so in writing within thirty (30) days of receiving the pool of candidates. If all three (3) candidates within a pool are rejected by either the Injunctive Relief

Distributors or the State Compliance Review Committee, the party who rejected the three (3) candidates may direct the other party to provide up to three (3) additional qualified candidates within thirty (30) calendar days of receipt of said notice.

- c) If the Injunctive Relief Distributors or the State Compliance Review Committee do not object to a proposed candidate, the Injunctive Relief Distributors or the State Compliance Review Committee shall so notify the other in writing within thirty (30) days of receiving the pool of candidates. If more than one candidate remains, the State Compliance Review Committee shall select the Monitor from the remaining candidates. Within thirty (30) calendar days of the selection of the Monitor, the Injunctive Relief Distributors shall retain the Monitor, and finalize all terms of engagement, supplying a copy of an engagement letter to the State Compliance Review Committee. The terms of engagement shall include a process by which Injunctive Relief Distributors may challenge Monitor costs as excessive, duplicative or unnecessary, which process must be approved by the State Compliance Review Committee.
4. The Injunctive Relief Distributors shall be responsible for the Monitor's fees and costs directly related to its performance of the work specified by the Injunctive Relief Terms up to a limit of \$1,000,000 per year per Injunctive Relief Distributor (*i.e.*, a total of \$3,000,000 per year).
5. Prior to each year, the Monitor shall submit a combined annual budget to the Injunctive Relief Distributors and State Compliance Review Committee that shall not exceed a total of \$3,000,000. The Monitor shall submit quarterly reports to the Injunctive Relief Distributors and the State Compliance Review Committee tracking actual spend to the annual budget.
6. In the event that any of the Injunctive Relief Distributors or State Compliance Review Committee believe that the Monitor is not performing its duties and responsibilities under the Injunctive Relief Terms in a reasonably cost effective manner, an Injunctive Relief Distributor or the State Compliance Review Committee shall recommend in writing changes to the Monitor's practices to reduce cost. The Monitor, Injunctive Relief Distributors, and the State Compliance Review Committee shall meet and confer in good faith in response to such a recommendation.
7. In the event that the Injunctive Relief Distributor and the State Compliance Review Committee cannot agree on whether the recommended cost reductions are warranted, either the State Compliance Review Committee or the Injunctive Relief Distributors may submit the question to the National Arbitration Panel, who shall determine whether

the Monitor is performing its duties and responsibilities under the Injunctive Relief Terms in a reasonably cost effective manner, and, if not, the necessary changes to the Monitor's practices to reduce cost.

8. If the National Arbitration Panel determines that the Monitor cannot complete the reviews described in Section XVIII.F within the combined annual budget of \$3,000,000, the National Arbitration Panel shall require the Monitor to provide the Injunctive Relief Distributors and the State Compliance Review Committee with a written report explaining why it is not possible to complete the reviews within budget and all steps the Monitor has taken to perform its duties and responsibilities under the Injunctive Relief Terms in a reasonably cost effective manner. After receiving the Monitor's report, the Injunctive Relief Distributors, and the State Compliance Review Committee shall meet and confer in good faith to determine whether an increase in the combined budget is appropriate. If the Injunctive Relief Distributors and the State Compliance Review Committee cannot reach an agreement on the amount of the reasonable costs in excess of \$3,000,000 for the relevant year, the issue will be submitted to the National Arbitration Panel for resolution. The National Arbitration Panel may award additional costs up to total cap of \$5,000,000 for the relevant year (\$3,000,000 plus an additional \$2,000,000).
9. Unless the Injunctive Relief Distributors and the State Compliance Review Committee agree otherwise as part of the meet and confer process in the prior paragraph (such as by agreeing to limit the Monitor's duties and responsibilities for the remainder of the year), the amount above \$3,000,000 and up to the total cap of \$5,000,000 in a given year necessary for the Monitor to complete the reviews described in Section XVIII.F shall be divided evenly among the Injunctive Relief Distributors without reducing any other amounts that are the responsibility of the Injunctive Relief Distributors.

B. Early Termination of the Monitor

1. In the event any of the Injunctive Relief Distributors or State Compliance Review Committee believe that the Monitor is not performing its duties and responsibilities under the Injunctive Relief Terms in a reasonably professional, competent and independent manner, an Injunctive Relief Distributor or the State Compliance Review Committee shall recommend replacement of the Monitor in writing. The Injunctive Relief Distributors and the State Compliance Review Committee shall meet and confer in good faith in response to a recommendation to replace the Monitor. If the State Compliance Review Committee and the Injunctive Relief Distributors agree that the Monitor should be replaced, a replacement Monitor will be selected in the manner set forth in Section XVIII.A.3.

2. In the event the Injunctive Relief Distributor and the State Compliance Review Committee cannot agree on whether the Monitor should be replaced, either the State Compliance Review Committee or the Injunctive Relief Distributors may submit the question of the Monitor's dismissal to the National Arbitration Panel, and the Monitor shall only be dismissed if that panel finds that there is Good Cause for dismissal. Good Cause for dismissal shall mean (a) a material and substantial breach of the terms of the Monitor's obligations under the Injunctive Relief Terms; (b) any act of dishonesty, misappropriation, embezzlement, intentional fraud, or similar conduct by the Monitor; (c) any clear pattern of bias or prejudice in favor or against any party by the Monitor; (d) conduct by the Monitor that demonstrates unfitness to fulfill the functions of the Monitor reasonably and competently; or (e) conflicts of interest described in Section XVIII.A.2. If the panel finds that the Monitor should be dismissed, a replacement Monitor will be selected in the manner set forth in Section XVIII.A.3.
3. In addition, if the Monitor resigns for any reason, a replacement Monitor will be selected in the manner set forth in Section XVIII.A.3.

C. Term and Reporting Periods

1. The term of the Monitor will be five (5) years from the date the Monitor is appointed, divided into one-year periods for purposes of the reviews and reporting described in Section XVIII ("*Reporting Periods*").

D. Monitor Access to Information

1. In connection with its reviews set forth in Section XVIII.F, the Monitor may request to interview employees with appropriate authority and responsibilities as necessary. In the event that an Injunctive Relief Distributor believes that the Monitor is requesting an unreasonable number of interviews or requesting interviews of employees who do not have relevant information to the reviews required by Section XVIII.F, the Injunctive Relief Distributor and State Compliance Review Committee shall meet and confer in good faith to resolve this issue.
2. The Chief Diversion Control Officer of each Injunctive Relief Distributor or a direct report of the Chief Diversion Control Officer shall serve as the primary point of contact for the Monitor to facilitate the Monitor's access to documents, materials, or staff necessary to conduct the reviews specified in Section XVIII.F. The Monitor shall communicate any request for documents, materials, or access to staff to the Chief Diversion Control Officers or their designees.
3. If at any time the Monitor believes there is undue delay, resistance, interference, limitation, or denial of access to any records or to any

employee or former employee deemed necessary by the Monitor to conduct the reviews specified in Section XVIII.F, the Monitor shall notify the Chief Diversion Control Officer of the Injunctive Relief Distributor and they shall meet and confer to resolve such issue. If the Monitor believes that the matter was not resolved, the Monitor shall immediately report the issue to the State Compliance Review Committee.

4. To the extent any of the documents requested by the Monitor contain material protected from disclosure by any legal privilege, including the attorney-client privilege or attorney work product protections, an Injunctive Relief Distributor may redact such material before providing the documents to the Monitor, but must provide the Monitor with a privilege log describing the redacted information and identifying the basis for redaction.
5. Notwithstanding any other information referenced and produced pursuant to Section XVIII, the Monitor shall have access to, and each Injunctive Relief Distributor's Chief Diversion Control Officer shall produce to the Monitor, any settlement agreements with government entities entered into after the Effective Date specifically concerning the requirements contained in the Injunctive Relief Terms and an Injunctive Relief Distributor's distribution of Controlled Substances (as opposed to distribution of pharmaceutical products in general).

E. Settling States' Access to Monitor

1. Other than in connection with the initiation of a Notice of Potential Violation set forth in Section XIX.B.2, should the Monitor believe it needs to initiate communication with the State Compliance Review Committee regarding an Injunctive Relief Distributor's compliance with the Injunctive Relief Terms, the Monitor's communications should include the Chief Diversion Control Officer or counsel of the affected Injunctive Relief Distributor, regardless of the form of communication.
2. The State Compliance Review Committee shall have access to any settlement agreements produced to the Monitor pursuant to Section XVIII.D.5.

F. Reviews to be Conducted by the Monitor

1. There shall be two (2) types of reviews to be conducted by the Monitor:
 - a) Customer-specific reviews, as set forth in Section XVIII.F.2; and
 - b) System reviews, as set forth in Section XVIII.F.3.

2. Customer-Specific Reviews

- a) The following Customer-specific reviews will be conducted by the Monitor for each Injunctive Relief Distributor for each of the Reporting Periods:
- (1) Threshold Change Request Review (“*TCR Review*”);
 - (2) Onboarding New Customer Review (“*Onboarding Review*”);
 - (3) Ongoing Due Diligence Review (“*Ongoing Diligence Review*”);
 - (4) Customer Termination Review (“*Termination Review*”); and
 - (5) Orders that Exceed Thresholds but are Shipped Review (“*Exceeded Threshold Review*”).
- b) Sample selection and audit periods for TCR Reviews, Onboarding Reviews, Ongoing Diligence Reviews, Termination Reviews, and Exceeded Threshold Reviews:
- (1) For each Reporting Period, the Monitor will review a representative sample of files for the performance of the TCR Reviews, Onboarding Reviews, and Ongoing Diligence Reviews. The Monitor shall select a sample representative of various geographic regions, customer types (Independent Retail Pharmacy Customers or Chain Customer), and distribution centers.
 - (2) The Monitor will meet and confer with each of the Injunctive Relief Distributors to determine the appropriate audit period within each Reporting Period from which the samples will be selected (e.g. samples will be selected from the first six (6) months of a reporting period to allow the Monitor time to perform its review during the remainder of the reporting period).
 - (3) Within thirty (30) calendar days following the close of the agreed-upon audit period, the Injunctive Relief Distributors (or the Clearinghouse once operational, if able to do so) will provide the Monitor with the following lists of relevant Customers for each type of review:
 - (a) A list of all Customers that requested at least one Threshold increase for a Highly Diverted Controlled

Substance during the relevant audit period, including the number of such requests by each Customer;

- (b) A list of all Customers that were onboarded during the relevant audit period and, during that period, ordered and received Highly Diverted Controlled Substances;
 - (c) A list of all Customers that were the subject of an Ongoing Diligence Review during the relevant audit period;
 - (d) A list of all Customers that, for reasons related to Controlled Substance regulatory compliance, were terminated during the relevant audit period; and
 - (e) A list of all Orders for Highly Diverted Controlled Substances where a decision was made to ship the Order even though the order exceeded the otherwise applicable Threshold, with number of such shipped orders.
- (4) Within fifteen (15) calendar days of compiling this Customer information for sample selection, each Injunctive Relief Distributor shall propose a reasonable number of customer files for each review to the Monitor.
 - (5) Within fifteen (15) calendar days of receiving the lists specified above from the Injunctive Relief Distributors, the Monitor shall choose representative files to be reviewed from these lists. Each list will include the Customers' zip code, geographic region, distribution center, and customer type (Independent Retail Pharmacy Customer or Chain Customer).
- c) TCR Reviews
 - (1) For each Reporting Period, the Monitor shall conduct a TCR Review for a sample review of Customers who requested at least one Threshold increase for Highly Diverted Controlled Substances for each Injunctive Relief Distributor. For the TCR Reviews, the Monitor shall review the information contained in the files of the sample Customers and determine whether the information reflects substantial compliance with the requirements of Section XII.C.3.

- d) Onboarding Reviews
 - (1) For each Reporting Period, the Monitor shall conduct an Onboarding Review of a sample of Customers that were onboarded during the applicable audit period and, during that period, ordered and received Highly Diverted Controlled Substances from the Injunctive Relief Distributor. For the Onboarding Reviews, the Monitor shall review the information contained in the files of the sample Customers and determine whether the information reflects substantial compliance with the requirements of Section IX.
- e) Ongoing Diligence Reviews
 - (1) For each Reporting Period, the Monitor shall conduct an Ongoing Diligence Review of a sample of Customers for each Injunctive Relief Distributor that was the subject of an Ongoing Diligence Review during the relevant audit period. For the Ongoing Diligence Reviews, the Monitor shall review the information contained in the files of the sample of Customers and determine whether the information reflects substantial compliance with the requirements of Section X.
- f) Termination Reviews
 - (1) For each Reporting Period, the Monitor shall conduct a review of a sample of Customers that were terminated by each Injunctive Relief Distributor during the audit period. For the Termination Reviews, the Monitor shall review the information contained in the files of the sample of Customers and determine whether the information reflects substantial compliance with the requirements of Section XIV.
- g) Exceeded Threshold Review
 - (1) For each Reporting Period, the Monitor shall conduct a review of a sample of Orders for Highly Diverted Controlled Substances where a decision was made by the Injunctive Relief Distributor to ship the Order even though the Order exceeded the applicable Threshold. For the Exceeded Threshold Reviews, the Monitor shall review the information contained in the Customer files related to the Orders and determine whether the information reflects substantial compliance with the requirements of Section XIII.B.

3. Annual System Reviews:
 - a) The following system reviews will be conducted by the Monitor for each Injunctive Relief Distributor for each of the Reporting Periods:
 - (1) CSMP Review;
 - (2) Threshold Setting Process Review;
 - (3) Suspicious Orders and Suspicious Order Report Review;
 - (4) Compensation Review;
 - (5) Red Flag Review; and
 - (6) Review of CSMP Integration with Clearinghouse.
 - b) CSMP Review
 - (1) For each Reporting Period, the Monitor shall conduct a review of the following materials from each Injunctive Relief Distributor:
 - (a) Current CSMP policies and procedures;
 - (b) Organizational charts for the departments that are relevant to the CSMP organization;
 - (c) Logs and/or summaries of any reports received on the "hot line" required by Section V.E and the action or response of an Injunctive Relief Distributor to any such reports;
 - (d) Copies of the quarterly reports provided by the Chief Diversion Control Officer to the CSMP Committee as required by Section IV.C;
 - (e) Copies of the quarterly reports provided by the CSMP Committee to senior management and the Board of Directors as required by Section VI.C; and
 - (f) Copies of the materials used for the training required by Section VII and lists of the attendees of the training.

- c) Threshold Setting Process Review:
 - (1) For each Reporting Period, each Injunctive Relief Distributor or its outside consultants shall prepare a summary report describing how its Threshold-setting methodology for Independent Retail Pharmacy Customers and Chain Customers complies with Section XII (the "*Annual Threshold Analysis and Assessment Report*").
 - (2) For each Reporting Period, the Monitor shall review the Annual Threshold Analysis and Assessment Report, determine whether the information reflects substantial compliance with the requirements of Section XII, and include any Observations and Recommendations, as defined in Section XVIII.G, in its annual Audit Report.

- d) Suspicious Orders and Suspicious Order Reporting Review:
 - (1) For each Reporting Period, each Injunctive Relief Distributors will provide the Monitor with a report containing summary metrics for the Suspicious Orders that were reported to the DEA and the Settling States (the "*Suspicious Order Metrics Report*"). In the Suspicious Order Metrics Report, the Injunctive Relief Distributors will also provide summary metrics for Orders of Highly Diverted Controlled Substances that exceeded a Threshold but were still shipped.
 - (2) For each Reporting Period, the Monitor shall review the Suspicious Order Metrics Report, determine whether the information reflects substantial compliance with the requirements of Section XIII, and include any Observations and Recommendations in its annual Audit Report.

- e) Compensation Reviews:
 - (1) For each Reporting Period, the Monitor will review compensation-related policy documents for each Injunctive Relief Distributor for sales personnel. The Monitor shall analyze those documents and determine whether the compensation policies of each Injunctive Relief Distributor comply with the requirements contained in Section V.

- f) Red Flags Review:
 - (1) For each Reporting Period, the Monitor shall review the Red Flags defined in Section VIII and their incorporation into each Injunctive Relief Distributor's policies and

procedures. The Monitor shall determine whether the information reflects substantial compliance with the requirements of Section VIII and include any Observations and Recommendations, as called for by Section VIII.C, about those definitions in its annual Audit Report.

g) Review of CSMP Integration with the Clearinghouse:

- (1) For each Reporting Period, each Injunctive Relief Distributor shall prepare a report summarizing the status of the Injunctive Relief Distributor's CSMP integration with the operation of the Clearinghouse ("*Clearinghouse Integration Report*"). The Monitor shall review each Injunctive Relief Distributor's Clearinghouse Integration Report, determine whether the information reflects substantial compliance with the requirements of Section XVII, and include any Observations and Recommendations in its annual Audit Report.

G. Observations and Recommendations:

1. If the Monitor notes any areas for potential improvement during the course of the reviews conducted pursuant to the Injunctive Relief Terms, the Monitor shall include any such recommendations in the Audit Report. Collectively, any such questions, concerns or recommendations will be referred to as "*Observations and Recommendations.*"

H. Audit Reports:

1. No later than one hundred and twenty (120) calendar days prior to the end of a Reporting Period and/or at any other time deemed reasonably necessary by the Monitor, the Monitor shall provide each Injunctive Relief Distributor with a draft report detailing any instances of substantial non-compliance with the applicable provisions of the Injunctive Relief Terms from the reviews in Section XVIII.F (the "*Draft Report*"). The Draft Report will also describe any Observations and Recommendations.
2. Within thirty (30) calendar days of its receipt of the Draft Report, the Injunctive Relief Distributor will provide comments and responses to the Draft Report. The Injunctive Relief Distributor will, among other things:
 - a) Respond to each instance of substantial non-compliance, including, where appropriate, describing any corrective action taken (or to be taken).
 - b) Respond to each Observation and Recommendation.

3. Within thirty (30) calendar days of its receipt of the Injunctive Relief Distributors' responses to the Draft Report, the Monitor shall provide a final report (the "*Audit Report*") to each Injunctive Relief Distributor and the State Compliance Review Committee. The Monitor shall provide the State Compliance Review Committee with a copy of an Injunctive Relief Distributor's response to the Draft Report.
4. No action or lack of action by the Settling States regarding information received from the Monitor concerning an Injunctive Relief Distributor's conduct shall be considered affirmation, acceptance, or ratification of that conduct by the Settling States.

I. Confidentiality:

1. Materials and information provided by the Injunctive Relief Distributors to the Monitor that are designated "*Confidential*" (and any parts, portions, or derivations thereof) (the "*Confidential Information*") will be kept confidential and not be shown, disclosed, or distributed to any other party, including any other Injunctive Relief Distributor.
2. The Monitor will not use materials or information received from one Injunctive Relief Distributor, or information or analysis developed using the Confidential Information of an Injunctive Relief Distributor, in its assessment of any other Injunctive Relief Distributor. Because each Injunctive Relief Distributor operates pursuant to its own unique policies and procedures intended to comply with legal and other requirements of the Injunctive Relief Terms, the Monitor shall apply the standards of each Injunctive Relief Distributor to its reviews without preference to the practices or standards applied by any other Injunctive Relief Distributor.
3. If any of the Settling States or the Monitor receive a request for disclosure of any material or information created or shared under the Injunctive Relief Terms, pursuant to a Third Party Request, the Settling State or the Monitor, respectively, shall notify the Injunctive Relief Distributors of the Third Party Request and the Confidential Information to be disclosed so that the Injunctive Relief Distributors may seek a protective order or otherwise challenge or object to the disclosure. The Settling State or the Monitor will provide the Injunctive Relief Distributors with at least ten (10) days' advance notice before complying with any Third Party Request for Confidential Information, except where state law requires a lesser period of advance notice.
4. Nothing herein will be deemed to prevent any party from claiming any applicable exemption to the public information act, freedom of information act, public records act, or similar law.

XIX. ENFORCEMENT OF INJUNCTIVE RELIEF TERMS

- A. State Compliance Review Committee:
1. Any Settling State may initiate a review of a Potential Violation consistent with the process set forth in Section XIX.
 2. The State Compliance Review Committee shall assign the Monitor the responsibilities set forth in Sections XIX.B.3 through XIX.B.7, regarding review of a Potential Violation and an opportunity to cure, except with respect to matters requiring interpretation of the Injunctive Relief Terms subject to Section XIX.C.2. The objective of the Monitor shall be to facilitate a resolution among the parties, providing an opportunity to cure, as applicable, for the party against whom a Potential Violation has been alleged.
 3. No less than six (6) months before the Monitor's term expires pursuant to Section XVIII, the State Compliance Review Committee and Injunctive Relief Distributors shall meet and confer in good faith to determine the parameters and processes for continued enforcement, consistent to the maximum extent possible with the provisions set forth in Section XIX, for the period after the Monitor's term has ended. Absent agreement between the State Compliance Review Committee and Injunctive Relief Distributors, all provisions set forth in Section XIX involving the Monitor are excused after the Monitor's term has ended.
 4. Should an Injunctive Relief Distributor allege in good faith that a Settling State or the Monitor has impaired the ability of the Injunctive Relief Distributor to meet the Injunctive Relief Terms, the Injunctive Relief Distributor may request the State Compliance Review Committee to mediate any dispute in an effort to avoid the time and expense of litigation regarding interpretation and enforcement of the Injunctive Relief Terms.
- B. Process for Review of Potential Violations and Opportunity to Cure:
1. Definition of "Potential Violation": A Potential Violation occurs when an Injunctive Relief Distributor is alleged to not be in substantial compliance with (i) the Injunctive Relief Terms or (ii) a Corrective Action Plan adopted consistent with the process set forth in Section XIX.B.7.
 2. Submission of Notice of Potential Violation. An allegation of a Potential Violation shall be submitted to the State Compliance Review Committee in writing by one or more Settling States ("*Notice of Potential Violation*" or "*Notice*") and shall include the following to the extent practicable:
 - a) Specification of the particular Injunctive Relief Term(s) and/or Corrective Action Plan(s) implicated by the Potential Violation;

- b) Description of the Potential Violation with specificity;
 - c) The reasoning for and, if available, any documentation supporting the allegation that a Potential Violation has occurred, including whether the Potential Violation is a matter identified by the Monitor in an Audit Report; and
 - d) Description of the time-sensitivity of the Potential Violation, if relevant.
3. Assignment to Monitor. The State Compliance Review Committee shall review every Notice. If the State Compliance Review Committee reasonably believes that further review is warranted, the State Compliance Review Committee shall forward the Notice to the Monitor. The Monitor shall ensure that the Injunctive Relief Distributor that is the subject of the Notice receives a copy of the Notice and a proposed schedule consistent with the process set forth in Sections XIX.B.4 and XIX.B.5.
4. Response to Notice of Potential Violation. Within thirty (30) days of receipt of the Notice of Potential Violation, the Injunctive Relief Distributor that is the subject of the Notice shall provide a written response to the referring Settling State(s), the Monitor, and the State Compliance Review Committee. The response (a) shall set forth the reasons the Injunctive Relief Distributor that is the subject of the Notice believes that it is in substantial compliance with the relevant Injunctive Relief Term(s) and/or Corrective Action Plan(s), and (b) as applicable, shall explain efforts undertaken to cure the Potential Violation and a schedule for completing the efforts to cure.
5. Conference for Parties re Notice of Potential Violation. The parties to the Notice shall meet or otherwise confer regarding the Potential Violation. The parties and the Monitor shall make themselves available for such a meeting (which may at any party's election be a virtual or technology-based meeting), provided, however, that the meeting is not required to take place sooner than fifteen (15) days after a written response to the Notice of Potential Violation.
6. Process for Previously-Submitted Notices of Potential Violation. At the request of the parties to a Notice, the Monitor shall determine whether the Notice implicates the same or similar issues as a previously submitted Notice or is a matter previously identified by the Monitor in an Audit Report involving the same party alleged to have engaged in a Potential Violation, and make an initial determination as to whether the issues needs to be addressed anew. The Monitor shall inform the Settling State and Injunctive Relief Distributor involved in the previous Notice or the subject of a matter previously identified by the Monitor in an Audit Report of its determination within five (5) business days of receipt of the Notice. The

Settling State and Injunctive Relief Distributor shall have five (5) business days to object to the determination. If an objection is made, the Monitor shall respond to the objection within five (5) business days. If no objection is made, the party involved in the prior Notice may rely on the response to the previously submitted Notice or matter previously identified by the Monitor in an Audit Report and no further action shall be required.

7. Monitor Resolution of Potential Violation and Opportunity to Cure. Within thirty (30) days of the meeting pursuant to Section XIX.B.5, the Monitor, taking into consideration the submissions of the parties involved in the Notice and other information available to the Monitor, shall resolve the Notice as follows:
- a) If the Monitor reasonably believes that a Potential Violation is not ongoing or has been substantially resolved as of thirty (30) days from the meeting pursuant to Section XIX.B.5, the Monitor shall provide written notice to the State Compliance Review Committee and the Settling State(s) and Injunctive Relief Distributor involved in the Notice.
 - b) If the Monitor reasonably believes that a Potential Violation is ongoing and has not been substantially resolved as of thirty (30) days from the meeting pursuant to Section XIX.B.5, the Monitor shall provide written notice to the State Compliance Review Committee and the Settling State(s) and Injunctive Relief Distributor involved in the Notice and request that the Injunctive Relief Distributor prepare, within thirty (30) days of the receipt of such written notice, a Corrective Action Plan to remedy such Potential Violation, including a reasonable period for implementation of such plan. The Monitor may extend the period of time to submit a Corrective Action Plan up to ninety (90) days based on a reasonable request by the affected party.
 - c) A Corrective Action Plan may address multiple Potential Violations, and an existing Corrective Action Plan may be amended to address additional Potential Violations.
 - d) Within ten (10) business days of submission of a Corrective Action Plan regarding a Potential Violation, the Monitor shall confer with the State Compliance Review Committee and the Settling State(s) and Injunctive Relief Distributor involved in the Notice regarding the proposed Corrective Action Plan. The Monitor may recommend revisions in its discretion. The conference required by this paragraph may at any party's election be a virtual or technology-based meeting.

- e) Within thirty (30) days of the conference in Section XIX.B.7.d, the Monitor shall advise the State Compliance Review Committee and the Settling State(s) and Injunctive Relief Distributor involved in the Notice whether the Monitor has adopted the proposed Corrective Action Plan or whether the Monitor has adopted it after making modifications. The Monitor shall also set forth a reasonable period for implementation of any such plan that has been adopted. The Injunctive Relief Distributor that is subject to a Corrective Action Plan adopted by the Monitor must begin to comply with the Corrective Action Plan within five (5) business days of receiving notice of the Corrective Action Plan has been adopted, unless it seeks review by the State Compliance Review Committee pursuant to Section XIX.C.1.

C. Enforcement Responsibilities of State Compliance Review Committee:

1. The Settling State(s) or Injunctive Relief Distributor involved in a Notice may request the State Compliance Review Committee to review the resolution (including a resolution pursuant to Section XIX.B.7.a) and/or Corrective Action Plan adopted by the Monitor regarding that Notice. Any such request must be made within five (5) business days of a resolution or adoption of a Corrective Action Plan by the Monitor. The State Compliance Review Committee, taking into consideration the resolution by the Monitor, submissions of the Settling State(s) or Injunctive Relief Distributor, and other information available to the Committee, shall within thirty (30) days of receipt of the request resolve the matter by written notice to the affected parties, which shall include the State Compliance Review Committee's reasoning in reaching its resolution. The State Compliance Review Committee may agree, disagree, or modify any resolution or Corrective Action Plan that it reviews. An Injunctive Relief Distributor that is subject to a Corrective Action Plan that is affirmed or affirmed as amended by the State Compliance Review Committee must within five (5) business days begin to comply with the Corrective Action Plan.
2. The State Compliance Review Committee shall review any issues raised by a Notice regarding the interpretation of the Injunctive Relief Terms at the request of the Settling State(s), Injunctive Relief Distributor involved in a Notice, or the Monitor. Such a request may be made at any time after the Notice's submission, and the request will not extend the timelines set forth in Sections XIX.B and XIX.C.1. The State Compliance Review Committee shall notify the Monitor, Settling State(s) and Injunctive Relief Distributor involved in the Notice of its determination. Settling States and Injunctive Relief Distributors do not waive their rights to challenge the interpretation of the Injunctive Relief Terms by the State Compliance Review Committee in any subsequent proceeding pursuant to Section XIX.E.2.

3. The State Compliance Review Committee may, independent of a Notice of Potential Violation, review requests by a Monitor, Settling State, or Injunctive Relief Distributor regarding the interpretation of the Injunctive Relief Terms. The State Compliance Review Committee shall notify the Monitor and requesting party of its interpretation, including the State Compliance Review Committee's reasoning in reaching its conclusion. Settling States and Injunctive Relief Distributors do not waive their rights to challenge the interpretation of the Injunctive Relief Terms by the State Compliance Review Committee in any subsequent proceeding pursuant to Section XIX.E.2.
4. The State Compliance Review Committee shall make available to all Settling States and Injunctive Relief Distributors any interpretation it issues pursuant to Sections XIX.C.2 and XIX.C.3.

D. Composition of State Compliance Review Committee:

1. A Settling State on the State Compliance Review Committee that is in active litigation with one or more of the Injunctive Relief Distributors, or in another potential conflict of interest involving compliance with Controlled Substances laws and regulations, may not serve on the State Compliance Review Committee for matters involving the affected Injunctive Relief Distributor, and the remaining Settling States on the State Compliance Review Committee shall within five (5) business days select an alternate Settling State as a replacement.
2. If the affected state on the State Compliance Review Committee disputes that it has a disqualifying active litigation or other conflict of interest, the determination of whether that state has a conflict disqualifying it from serving on the State Compliance Review Committee shall be made by the remaining states on the State Compliance Review Committee.

E. Enforcement Actions:

1. Any written notice or resolution by the State Compliance Review Committee regarding the matters set forth in Sections XIX.B and XIX.C shall provide the State Compliance Review Committee's assessment of the matter but will not be an official opinion of any individual Settling State.
2. Following the issuance of a written notice or resolution of the State Compliance Review Committee pursuant to Section XIX.C, a Settling State or Injunctive Relief Distributor may take whatever action it deems necessary related to the written notice or resolution issued by the State Compliance Review Committee, provided that the Settling State or Injunctive Relief Distributor is either (a) the Settling State that sought review by the State Compliance Review Committee, or (b) the Injunctive Relief Distributor that is the subject of the Potential Violation at issue.

Such action may include but is not limited to bringing an action to enforce the settlement agreement, filing a new original action, or, the parties to a Notice attempting to negotiate a Corrective Action Plan directly with each other.

3. The Settling States agree that prior to taking any court or administrative action, other than an action that is necessary to address an immediate threat to the health, safety, or welfare of the citizens of the Settling State, or that a public emergency requiring immediate action exists, it will follow the process outlined in Sections XIX.B and XIX.C.
4. A Settling State or Injunctive Relief Distributor must bring a court or administrative action within six (6) months of any resolution of the State Compliance Review Committee, unless the alleged violation is also an independent violation of state or federal law, or an action that a Settling State concludes is necessary to address an immediate threat to the health, safety, or welfare of the citizens of the State, or that a public emergency requiring immediate action exists, in which cases, the applicable statute of limitations (if any) for sovereign actions shall apply.

EXHIBIT Q

Illustrative Examples of Prepayments

Example 1

Gross Settlement Prepayment: \$3,000,000

Settlement Prepayment Reduction Schedule: Reduce amounts paid for each of Payment Years 8, 13, and 18 by \$1,000,000

Net Settlement Prepayment Amount (assumes discount rate of five percent (5%)): \$2,591,513
(\$863,838 for each of Payment Years 5, 10, and 15)

Payment Year	Initial Settlement Payment Schedule	Settlement Prepayment Reduction (-)	Net Settlement Prepayment (+)	Revised Settlement Payment Schedule
1	\$1,000,000			\$1,000,000
2	\$1,000,000			\$1,000,000
3	\$1,000,000			\$1,000,000
4	\$1,000,000			\$1,000,000
5	\$1,000,000		\$863,838	\$1,863,838
6	\$1,000,000			\$1,000,000
7	\$1,000,000			\$1,000,000
8	\$1,000,000	\$1,000,000		\$0
9	\$1,000,000			\$1,000,000
10	\$1,000,000		\$863,838	\$1,863,838
11	\$1,000,000			\$1,000,000
12	\$1,000,000			\$1,000,000
13	\$1,000,000	\$1,000,000		\$0
14	\$1,000,000			\$1,000,000
15	\$1,000,000		\$863,838	\$1,863,838
16	\$1,000,000			\$1,000,000
17	\$1,000,000			\$1,000,000
18	\$1,000,000	\$1,000,000		\$0
Total	\$18,000,000	\$3,000,000	\$2,591,513	\$17,591,513

Example 2

Gross Settlement Prepayment: \$3,000,000

Settlement Prepayment Reduction Schedule: Reduce amounts paid for each of Payment Years 4, 9, and 14 by \$1,000,000

Net Settlement Prepayment Amount (assumes discount rate of five percent (5%)): \$2,857,143
(\$952,381 for each of Payment Years 3, 8, and 13)

Payment Year	Initial Settlement Payment Schedule	Settlement Prepayment Reduction (-)	Net Settlement Prepayment (+)	Revised Settlement Payment Schedule
1	\$1,000,000			\$1,000,000
2	\$1,000,000			\$1,000,000
3	\$1,000,000		\$952,381	\$1,952,381
4	\$1,000,000	\$1,000,000		\$0
5	\$1,000,000			\$1,000,000
6	\$1,000,000			\$1,000,000
7	\$1,000,000			\$1,000,000
8	\$1,000,000		\$952,381	\$1,952,381
9	\$1,000,000	\$1,000,000		\$0
10	\$1,000,000			\$1,000,000
11	\$1,000,000			\$1,000,000
12	\$1,000,000			\$1,000,000
13	\$1,000,000		\$952,381	\$1,952,381
14	\$1,000,000	\$1,000,000		\$0
15	\$1,000,000			\$1,000,000
16	\$1,000,000			\$1,000,000
17	\$1,000,000			\$1,000,000
18	\$1,000,000			\$1,000,000
Total	\$18,000,000	\$3,000,000	\$2,857,143	\$17,857,143

EXHIBIT R

Agreement on Attorneys' Fees, Expenses and Costs

This Agreement on Attorneys' Fees, Expenses and Costs ("*Fee Agreement*") is entered between McKesson Corporation, Cardinal Health, Inc., and AmerisourceBergen Corporation (collectively, the "*Settling Distributors*"), and the Plaintiffs' Executive Committee appointed in the multidistrict litigation in the Northern District of Ohio, National Prescription Opiate Litigation, No. 1:17-MD-2804 ("*MDL PEC*"), in connection with the Distributor Settlement Agreement ("*Distributor Agreement*"). This Fee Agreement becomes effective on the Effective Date of the Distributor Agreement or the date that the Consent Judgments anticipated under the Distributor Agreement become final in 25 Settling States (whichever is later). However, costs specified in Sections II.I and II.I.4 of this Fee Agreement that are to be funded pre-Effective Date by the Settling Distributors are effective upon agreement in writing with the Settling Distributors.

I. Definitions.

A. This Fee Agreement incorporates all defined terms in the Distributor Agreement, unless otherwise defined herein, and shall be interpreted in a manner consistent with the Distributor Agreement.

B. "*Attorney.*" Any of the following retained through a legal contract: a solo practitioner, a multi-attorney law firm, or other legal representative of a Participating Subdivision.

C. "*Attorney Fee Fund.*" An account consisting of funds allocated to pay attorneys' fees approved pursuant to Section II of this Fee Agreement established by Order of, and under the ongoing jurisdiction of, the MDL Court, as provided below.

D. "*Common Benefit Fund.*" The sub fund of the Attorney Fee Fund described in Section II.C.

E. "*Contingency Fee Fund.*" The sub fund of the Attorney Fee Fund described in Section II.D.

F. "*Cost and Expense Fund Administrator.*" The administrator appointed by the MDL Court to administer the MDL Expense Fund and Subdivision Cost Fund as provided in the Fee Agreement.

G. "*Cost Funds.*" Collectively, the MDL Expense Fund and Subdivision Cost Fund.

H. "*Fee Entitlement.*" Any right, entitlement or expectation, including but not limited to a fee contract, contingent fee contract, agreement, referral arrangement, co-counsel arrangement, State Back-Stop Agreement, or any other arrangement by which counsel could receive compensation or other consideration.

I. “*Fee Panel.*” The three-person panel appointed by the MDL Court to administer the Attorney Fee Fund and its sub funds as provided in the Fee Agreement.

J. “*Litigating Subdivision Cost Fund.*” The cost fund described in Section II.E herein.

K. “*MDL Court.*” United States District Court for the Northern District of Ohio Eastern Division, Case No. 1:17-md-2804, Judge Dan Aaron Polster.

L. “*MDL Expense Fund.*” The cost fund described in Section II.F below.

M. “*MDL PEC.*” The Plaintiffs’ Executive Committee appointed by the MDL Court.

N. “*Non-Participating Litigating Subdivision.*” A Litigating Subdivision that is not a Participating Subdivision.

O. “*Participating Litigating Subdivision.*” A Litigating Subdivision that is also a Participating Subdivision.

P. “*Participation Agreement.*” An agreement executed by an Attorney that acknowledges the obligation to pay an appropriate MDL Common Benefit Assessment.

Q. “*Qualifying Representation.*” Legal services provided for representation of a Participating Litigating Subdivision regarding Released Claims against Released Entities.

R. “*State Back-Stop Agreement.*” Any agreement by a Settling State and private counsel for Participating Subdivisions in that State (or legislation enacted in that State) to provide, adjust, or guarantee attorneys’ fees and costs, whether from the Attorney Fee Fund or any other source recognized in the agreement or legislation.

II. Fees and Costs.

A. *Total Attorneys’ Fees and Costs.*

1. Total attorneys’ fees and costs to be paid by Settling Distributors to Attorneys in each of the relevant Payment Years under this Fee Agreement shall be up to the following amounts, subject to the provisions set forth below, including with respect to the division of the Attorney Fee Fund into its sub funds:

	Attorney Fee Fund <i>(Contingency Fee Fund and Common Benefit Fund)</i>	MDL Expense Fund	Litigating Subdivision Cost Fund
Payment Year 1	\$136,044,378.70	\$40,384,615.39	\$40,000,000
Payment Year 2	\$150,934,911.25		\$40,000,000
Payment Year 3	\$270,825,443.80		\$40,000,000
Payment Year 4	\$183,625,739.68		

Payment Year 5	\$183,625,739.69		
Payment Year 6	\$183,625,739.69		
Payment Year 7	\$183,625,739.69		

2. The sub funds within the Attorney Fee Fund shall include the Common Benefit Fund and the Contingency Fee Fund. The Cost Funds shall include the MDL Expense Fund, and the Litigating Subdivision Cost Fund. The State Counsel Fee Fund and the State Cost Fund shall be separate funds under the control of the Settling States.

3. The Contingency Fee Fund and the Common Benefit Fund shall be administered by a Fee Panel to be appointed by the MDL Court that will be governed by the provisions of this Fee Agreement and shall design the process and procedures for the allocation of fees pursuant to this Fee Agreement and the MDL Court's Order. The Cost Funds shall be administered by the Cost and Expense Fund Administrator to be appointed by the MDL Court who will be governed by the provisions of this Fee Agreement and shall design the process and procedures for the allocation of costs pursuant to this Fee Agreement and the MDL Court's Order.

4. The fees and costs to be paid under this Fee Agreement are available for Attorneys engaged in Qualifying Representations only. Fees and costs to be paid under this Fee Agreement are not available prior to the Effective Date of the Distributor Agreement or if the Distributor Agreement does not proceed past the Settling Distributors' determination in Section VIII.A of the Distributor Agreement. Fees and costs to be paid under this Fee Agreement are not available for representation of Non-Participating Subdivisions or Non-Litigating Subdivisions and are not available for representation of private hospitals, third-party payors, NAS claimants, personal injury/wrongful death claimants, or any entity other than Participating Litigating Subdivisions. In addition, fees and costs under this Fee Agreement are not available for representation of any individual or entity in matters other than those claims against Released Entities, but may include a reasonable share of representations that involve development of facts for pursuit of opioid-related claims against multiple defendants in the pharmacy, manufacturing, and distribution chain.

5. Payments due to the Attorney Fee Fund and the Cost Funds from the Settling Distributors under this Section II will be allocated among the Settling Distributors as follows: McKesson — 38.1%; Amerisource — 31.0%; Cardinal — 30.9%. A Settling Distributor's sole responsibility for payments under this Fee Agreement shall be to make its share of each payment. The obligations of the Settling Distributors in this Fee Agreement are several and not joint. No Settling Distributor shall be responsible for any portion of another Settling Distributor's share.

B. Attorney Fee Fund and Sub Funds.

1. There shall be a split of the Attorney Fee Fund into the Contingency Fee Fund and the Common Benefit Fund. The split shall be 40% to the Contingency Fee Fund and 60% to the Common Benefit Fund.

2. In no event shall Settling Distributors be required to pay more into the Attorney Fee Fund in any Payment Year than the maximum amount specified for that Payment Year in Section II.A.1, which amounts are reflected in Exhibit M to the Distributor Agreement. The amounts allocated to the Contingency Fee Fund and the Common Benefit Fund set by the Fee Panel shall be subject to the reductions and offsets set forth below.

3. Awards of fees from the Contingency Fee Fund shall be available to Attorneys with Qualifying Representations of Participating Litigating Subdivisions eligible to receive an allocation under the Distributor Agreement, as set forth in Exhibit G to the Distributor Agreement, and shall be made applying the Mathematical Model attached as Exhibit A to this Fee Agreement (“*Mathematical Model*”). The collection of the data and calculations for the Mathematical Model has been a cooperative effort among private counsel for a large number of Litigating Subdivisions. The analysis has been spearheaded by Joseph Tann and Andrew Arnold. The Fee Panel is encouraged to continue working with those counsel in application of the Model. The Fee Panel shall oversee the application of the Model and resolve any questions or disputes concerning the eligibility of an Attorney to participate as required in Section II.G. The Panel is empowered to hear disputes concerning and ensure the accuracy of the mathematical calculation.

4. As to awards from the Contingency Fee Fund, there shall be no right of appeal.

5. Any appeal of an award of the Fee Panel from the Common Benefit Fund will be made to the MDL Court and be reviewed under an abuse of discretion standard.

C. *Common Benefit Fund.* (60% of the Attorney Fee Fund.)

1. Funds in the Attorney Fee Fund shall be allocated to the Common Benefit Fund according to the schedule set forth below, subject to the adjustments described in Section II.C.5. The payments are to be made on the following yearly schedule, subject to the adjustments set forth below:

Payment Year 1	\$81,626,627.22
Payment Year 2	\$90,560,946.75
Payment Year 3	\$162,495,266.28
Payment Year 4	\$110,175,443.79
Payment Year 5	\$110,175,443.79
Payment Year 6	\$110,175,443.79
Payment Year 7	\$110,175,443.79
Total:	\$775,384,615.41

2. The Common Benefit Fund shall be available to compensate Attorneys engaged in Qualifying Representations of Participating Litigating Subdivisions who:

- a. have performed work for the common benefit of all subdivisions pursuant to the guidelines established by Judge Polster set forth in MDL 2804 and the Order dated June 19, 2018, under docket number 636, which is included herein by reference; and
- b. satisfy the eligibility criteria set forth in Section II.G.

For purposes of Common Benefit Fund distribution, notwithstanding Section II.A.4 above, Attorneys representing Tribal Nations litigating against the Settling Distributors that have reached a settlement for Released Claims with Settling Distributors and/or Released Entities and meet the eligibility criteria in Section II.G shall be eligible.

3. The Common Benefit Fund shall be overseen by the Fee Panel, which shall determine the allocation of funds to eligible Attorneys consistent with this Fee Agreement and the June 19, 2018 Order.

4. In assessing the benefits that an Attorney has conferred to Participating Subdivisions (including non-Litigating Subdivisions) and/or Tribal Nations for purposes of any compensation decision, the Fee Panel shall give significant weight to the extent to which (i) the Attorney and his or her clients have contributed to increasing (or reducing) the Initial Participation Tier achieved through participation in the Distributor Agreement; (ii) the Attorney and his or her clients have contributed to increasing (or reducing) the amounts achieved under Incentive Payments A-D through participation in the Distributor Agreement; and (iii) the Attorney and his or her clients have contributed to the potential triggering of any suspension, reduction, or offset of Payment amounts under the Distributor Agreement. The Fee Panel may also consider additional fee recoveries the Attorney may potentially obtain, including, but not limited to, from State Back-Stop Agreements, representations of States or Tribal Nations, representations of other clients in opioids-related matters, or through the representation of Subdivision clients, whether they participated in the Distributor Agreement or not. It is the intent of this provision to recognize that the goal of the Distributor Agreement is to provide for maximum participation by the Subdivisions, maximum abatement funding for all Subdivisions nationally, and the maximum peace for Released Entities. Therefore, representing a Non-Participating Subdivision does not further the goal of the Distributor Agreement and should not be considered Common Benefit because it does not increase funds available to Participating Subdivisions' abatement programs. Representing Later Litigating Subdivisions is antithetical to the Distributor Agreement, detracts from Common Benefit, and is addressed by the ethics opinion discussed in Section II.I.4. The Fee Panel shall consider this concept of "*common detriment*" set forth in this Section II.C.4 in all of its decisionmaking with respect to the allocation of the Attorney Fee Fund among Attorneys, as well as, in its discretion, any offsets provided to Settling Distributors as set forth in Section II.C.6. The Fee Panel shall consider the totality of the Attorney's Participating Litigating Subdivisions as compared to the Attorney's Non-Participating Litigating

Subdivisions; the Parties recognize that, although the goal is for 100% participation, Attorneys with a higher number of clients have a higher probability of having one or more Non-Participating Litigating Subdivision client. As used in this Section II.C.4, “*client*” or “*representing*” a Subdivision shall include any Litigating Subdivision as to which the Attorney has a Fee Entitlement.

5. As set forth in Section II.C.6, the Fee Panel must consider the factors described in Section II.C.4 to determine how and whether to reduce the amounts to be paid by Settling Distributors under this Fee Agreement and to determine how to allocate funds among Attorneys. They may also, at their discretion, consider other factors. Any reduction in payment obligation or credit to be given a Settling Distributor in this Fee Agreement shall be applied against Payment Year 7 and working backwards. Any reduction to an Attorney not credited to Settling Distributors shall be allocated to attorneys whose Litigating Subdivision clients participated in the settlement by the Initial Participation Date.

6. The amounts to be provided as a credit or offset to Settling Distributors from the Common Benefit Fund shall depend on the relevant Participation Tier achieved, set forth in Exhibit H of the Distributor Agreement, as follows:

a. At Participation Tier 1 or below, the Common Benefit Fund payments to be paid by Settling Distributors shall be reduced as follows:

(i) With respect to any Attorney seeking payment from the Common Benefit Fund, the Fee Panel shall compare the aggregate allocation that Participating Litigating Subdivisions with which the Attorney has a Fee Entitlement would receive using the negotiating class allocation metrics with the aggregate amount that all Litigating Subdivisions (Participating and Non-Participating) with which the Attorney has a Fee Entitlement would receive using the negotiating class allocation metrics, provided that only Litigating Subdivisions in Settling States shall be considered for this ratio. The Fee Panel will multiply the amount to be paid to that Attorney from the Common Benefit Fund by that ratio, reduce the Attorney’s award by a maximum reduction of 15%, and the dollar amount of such reduction shall be deducted, dollar-for-dollar, from the amount owed by Settling Distributors to the Common Benefit Fund of the Attorney Fee Fund.

(ii) In the event that any Non-Participating Subdivision that is (a) under the jurisdiction of the MDL Court or (b) represented by an Attorney that is obligated to pay into the MDL Common Benefit Fund pursuant to a Participation Agreement, an order of the MDL Court, or any other arrangement settles with or wins a judgment against a Released Entity separate from the Distributor Agreement, and such settlement or judgment results in a common benefit fee assessment or fee payment into the MDL Common Benefit Fund during the time of Settling Distributors’ obligation to pay fees under this Fee Agreement, Settling Distributors’

obligation to pay into the Common Benefit Fund shall be reduced dollar-for-dollar for any amount of such fee assessments or payments (in the aggregate based on all reductions in this Section II.C.6.a.ii that exceed the reductions in Section II.C.6.a.i).

(iii) For the avoidance of doubt, in Tier 1 for each settlement or judgment with the Settling Distributors that results in an assessment or payment to the MDL Common Benefit Fund, that payment shall result in an offset for the Settling Distributors, unless the assessment or payment occurs after the Payment Date for Year 7.

b. At Participation Tier 2, the Common Benefit Fund payments to be made by Settling Distributors shall be reduced only as follows:

(i) Reduction by the Fee Panel. With respect to all Attorneys making an application that seeks payment from the Common Benefit Fund, the Fee Panel shall, following a determination that an Attorney is eligible under Section II.G, apply the criteria specified in Section II.C.4 in determining whether the lack of participation by Subdivisions with which an Attorney has a Fee Entitlement has resulted in a reduction in the Participation Tier achieved, reduction in benefit to Participating Subdivisions as a result of reductions in Incentive Payments A-D, and/or potential triggering of a suspension, reduction or offset under the Distributor Agreement. If the Fee Panel concludes that such a reduction has occurred, it must consider (1) the relative size of the Non-Participating Subdivision, as adjusted by the severity measures reflected in Exhibit H (governing the Participation Tiers) of the Distributor Agreement, and the impact of its non-participation on the Distributor Agreement as a whole (including amounts of Incentive Payments and triggering of suspensions, reductions or offsets); (2) whether and by how much the payment to the Attorney from the Common Benefit Fund should be reduced as a result of the impact of such non-participation on Participating Subdivisions; and (3) whether some or all of said reduction should revert to Settling Distributors due to the reduction in peace obtained from the Distributor Agreement. Consideration of the factors discussed in this Section II.C.6.b.i and Section II.C.4 is mandatory. The decision whether to (and by how much to) reduce payments by Settling Distributors or to reduce the payment to any Attorney based on the factors in Section II.C.4 shall be in the sole discretion of the Fee Panel.

(ii) Offsets.

(1) In the event that any Non-Participating Subdivision that is (a) under the jurisdiction of the MDL Court or (b) represented by an Attorney that is obligated to pay into the MDL Common Benefit Fund pursuant to a Participation Agreement, an order of the MDL Court, or any other arrangement

settles with or wins a judgment against a Released Entity separate from the Distributor Agreement, and such settlement or judgment results in a common benefit fee assessment or fee payment into the MDL Common Benefit Fund during the time of Settling Distributors' obligation to pay Common Benefit Fees under this Fee Agreement, Settling Distributors' obligation to pay into the Common Benefit Fund shall be reduced dollar-for-dollar up to the amount of the fee assessment or payment, except that such amount shall be capped at 7.5% of the amount of the settlement or judgment. Such reduction shall be taken first from Payment Year 7 of Settling Distributors' payments to the Common Benefit Fund of the Attorney Fee Fund up to the full amount of Settling Distributors' payment obligation in Payment Year 7, then from Payment Year 6, and so on.

(2) For the avoidance of doubt, for each settlement or judgment with the Settling Distributors that results in an assessment or payment to the MDL Common Benefit Fund, that payment shall result in an offset for the Settling Distributors, unless the assessment or payment occurs after the Payment Date for Payment Year 7.

c. At Participation Tier 3, the reductions to the Attorney Fee Fund shall be the same as set forth in Section II.C.6.b, except that the cap on each offset shall be 5% of the amount of such settlement or judgment.

d. At Participation Tier 4, there shall be no reductions to the Settling Distributors' obligations to make payment into the Common Benefit Fund, but the principles set forth in Section II.C.4 shall continue to apply.

D. *Contingency Fee Fund.* (40% of the Attorney Fee Fund.)

1. Funds from the Attorney Fee Fund shall be allocated to the Contingency Fee Fund on the following yearly schedule, subject to the adjustments set forth below:

Payment Year 1	\$54,417,751.48
Payment Year 2	\$60,373,964.50
Payment Year 3	\$108,330,177.52
Payment Year 4	\$73,450,295.88
Payment Year 5	\$73,450,295.88
Payment Year 6	\$73,450,295.88
Payment Year 7	\$73,450,295.88
Total:	\$516,923,077.32

2. The Contingency Fee Fund shall be available to compensate Attorneys engaged in Qualifying Representations of Participating Litigating Subdivisions that meet the criteria set forth in Section II.G.

3. The Contingency Fee Fund shall be available to Attorneys who:

a. represent Litigating Subdivisions that are Participating Subdivisions, whether their actions are filed in state or federal court; and

b. meet the eligibility criteria of Section II.G.

c. Participation in the Contingency Fee Fund by counsel that have a case that is not subject to the jurisdiction of the MDL Court shall not create, provide, or waive jurisdiction of the MDL Court over that Litigating Subdivision, that case or Attorneys, other than to oversee the fairness of the distribution process, and enforcement of this Fee Agreement.

4. The amounts owed by Settling Distributors to the Contingency Fee Fund shall depend on the relevant Participation Tier set forth in Exhibit H of the Distributor Agreement as follows:

a. At Participation Tiers 1, 2 and 3, the Contingency Fee Fund payments shall be reduced as follows:

(i) For Non-Settling States, the Contingency Fee Fund payments shall first be reduced by the amounts identified by the Fee Panel, pursuant to Section II.H.6, that would have been owed to counsel for Litigating Subdivisions in Non-Settling States, had those States and those Litigating Subdivisions been Settling States and Participating Subdivisions.

(ii) Following the calculation in Section II.D.4.a.i, the Contingency Fee Fund payments shall be reduced to reflect the non-joinder of Litigating Subdivisions in Settling States by subtracting the amounts identified by the Fee Panel, pursuant to Section II.H.6, that would have been owed to counsel for Non-Participating Litigating Subdivisions in Settling States had such Litigating Subdivisions been Participating Subdivisions.

b. At Participation Tier 4, there shall be no reductions in the Contingency Fee Fund.

c. In the event that the Settling Distributors, prior to the Effective Date of the Distributor Agreement, settle with any Litigating Subdivision and, under such settlement agreement pay attorneys' fees, the Fee Panel shall treat those Litigating Subdivisions as Participating Litigating Subdivisions and, applying the same criteria applicable to all Attorneys for Participating Litigating

Subdivisions, determine what amount they would have been paid from the Contingency Fee Fund if they had become Participating Subdivisions under the Distributor Agreement without such prior settlement. That sum, rather than being paid to the Attorney for the previously settled Litigating Subdivision, shall be credited and/or returned to the Settling Defendants as if determined under Section II.D.4.a.ii above, except that such credit shall not be greater than the amount to the Attorneys paid under the Litigating Subdivision's prior settlement agreement.

E. *Litigating Subdivision Cost Fund.*

1. The Settling Distributors shall pay \$120,000,000 into the Subdivision Cost Fund, according to the schedule set forth below:

Payment Year 1	\$40,000,000
Payment Year 2	\$40,000,000
Payment Year 3	\$40,000,000

2. The Litigating Subdivision Cost Fund shall be available to compensate Attorneys for costs and expenses arising out of representation of Participating Litigating Subdivisions or to compensate Participating Litigating Subdivisions for direct in-house costs for expenditures related to their litigation against the Settling Distributors, including the cost of in-house employees. No funds in the Litigating Subdivision Cost Fund may be used to compensate the costs incurred by Non-Participating Subdivisions or Non-Litigating Subdivisions or costs and expenses arising out of representation of any such Subdivision. In allocating the Litigating Subdivision Cost Fund, the Administrator shall not allocate any funds for costs incurred after July 21, 2021.

3. During the period between July 21, 2021, and the Effective Date, the MDL PEC, as well as Litigating Subdivisions eligible to claim costs from the Litigating Subdivision Cost Fund shall make best efforts to cease litigation activity against Settling Distributors, including by jointly seeking stays or severance of claims against the Settling Distributors, where feasible, or postponements if a motion to stay or sever is not feasible or is denied, so long as such actions are not otherwise detrimental to the Litigating Subdivision.

4. In the event that the Settling Distributors, prior to the Effective Date of the Distributor Agreement, settle with any Litigating Subdivision and, under such settlement agreement pay costs to the Litigating Subdivision or its Attorney, the MDL Cost and Expense Fund Administrator shall treat those Litigating Subdivisions as Participating Litigating Subdivisions and, using the same criteria applicable to all applicants to the Subdivision Cost Fund, determine what amount in costs the Litigating Subdivision or its Attorney would have been paid from the Litigating Subdivision Cost Fund if it had settled under the Distributor Agreement. That sum, rather than being paid to the Attorney or the previously settling Litigating Subdivision, shall be credited and/or returned to the Settling Defendants, except that such sum shall not be greater than the amount paid under the previously settled Litigating Subdivision's settlement agreement.

5. The MDL Court shall appoint a Cost and Expense Fund Administrator, who shall develop a process and criteria, with input from participating counsel, by which to (a) determine the distribution of amounts from the MDL Expense Fund in pursuit of the claims against Settling Distributors; and (b) receive and evaluate applications from Participating Litigating Subdivisions, whether filed in Federal Court or State Court, to seek reimbursement from the Litigating Subdivision Cost Fund for eligible costs under Section II.E.2 in pursuit of the claims against the Settling Distributors. The Cost and Expense Fund Administrator shall require transparency from all applicants as to any other sources for compensating Attorneys for Litigating Subdivisions for costs incurred. The Cost and Expense Fund Administrator shall be compensated from the Fund.

6. In the event that the total amount of reimbursements from the Litigating Subdivision Cost Fund approved as reasonable by the Cost and Expense Administrator is less than the \$120,000,000, any remaining funds shall revert to the Settling Distributors.

F. *MDL Expense Fund.*

1. In Payment Year 1 of the Distributor Agreement, the Settling Distributors shall pay the following amount into the MDL Expense Fund:

MDL Expense Fund	\$40,384,615
------------------	--------------

2. The MDL Expense Fund shall be released following the Effective Date of this Fee Agreement without any delay to reimburse the MDL Counsel for an agreed-to portion of the expenses incurred, as approved by the Cost and Expense Fund Administrator. The MDL Expense Fund will be paid directly to the MDL Cost Account, set up by MDL Order and will be administered under the ongoing jurisdiction of the MDL Court, as provided below. No funds may be used to compensate the costs incurred by Non-Participating Subdivisions or to compensate any Attorney for costs incurred in representing one or more Non-Participating Subdivisions.

3. In allocating the MDL Expense Fund, the Administrator shall not allocate any funds for costs incurred after July 21, 2021, unless the Administrator determines that there are sufficient funds to cover all subdivision costs incurred prior to July 21, 2021 and that special circumstances exist to justify costs incurred following the public announcement of the Distributor Agreement.

G. *Eligibility.*

1. It is the intention of all parties participating in the Fee Panel process that there should be total transparency to the Fee Panel and to all fund participants. In connection with the process to be developed by the Fee Panel, any and all monies in attorney's fees, including referral fees, expenses paid, promises for payment, or any other Fee Entitlement, to any applicant in any opioid litigation shall be disclosed to the Fee Panel as a condition of participating in the Attorney Fee Fund and prior to an award from the Fee Panel. Any payment, expectation of payment or perceived entitlement to participate in a State Back-Stop Agreement or any other agreement reached with a

Settling State or any Subdivision or any other source regarding payment of fees must be disclosed to the Fee Panel. Similarly, any right to payment from any other fund, for example a fund for payment to lawyers representing Settling States or Tribal Nations or Subdivisions shall be disclosed to the Fee Panel. Because it is anticipated that there will be multiple firms listed on contingent fee agreements with Litigating Subdivisions, the Fee Panel shall establish procedures, with input from Attorneys for Participating Litigating Subdivisions, for who should petition for fees from such groups and to whom the fee shall be paid and thereafter distributed to co-counsel in accordance with applicable agreements. For the avoidance of doubt, all Attorneys that are part of such groups must meet the eligibility criteria in Section II.G, must be subject to the criteria set forth in Section II.C.4, and must be disclosed to the Fee Panel.

2. An Attorney may apply for and recover attorneys' fees from the Common Benefit Fund, the Contingency Fee Fund, and the Litigating Subdivision Cost Fund and any fund created by a past or future State Back-Stop Agreement, provided the Attorney satisfies the requirements relevant to each such fund and requirements for disclosure to the Fee Panel.

3. An Attorney may not receive any payment from the Attorney Fee Fund (which includes both the Contingency Fee Fund and the Common Benefit Fund) unless the following eligibility criteria are met and annually certified by the Attorney:

a. The Attorney must expressly waive the enforcement against the Litigating Subdivision client of all Fee Entitlements (other than under State Back-Stop Agreements) arising out of or related to any or all Qualifying Representations of any Participating Litigating Subdivision prior to applying for attorneys' fees from the Attorney Fee Fund or costs from the Cost Funds. All applications for attorneys' fees or costs under this Fee Agreement shall include an affirmation by the Attorney of such waiver and notice to the client(s) of such waiver. Such waiver shall not preclude the Attorney from submitting such Fee Entitlements to the Fee Panel as a factor for consideration in allocating payments from the Attorney Fee Fund or in connection with a State Back-Stop Agreement. For the avoidance of doubt, no Attorney may recover fees under this Fee Agreement unless the Attorney expressly agrees not to enforce Fee Entitlements as to each and every Participating Litigating Subdivision represented by that Attorney, but such Attorneys may participate in and receive funds from a State Back-Stop Agreement.

b. The Attorney must represent that s/he has no present intent to represent or participate in the representation of any Later Litigating Subdivision or any Releasor with respect to Released Claims against Released Entities.

c. The Attorney must represent that s/he has not and will not engage in any advertising or solicitation related to Released Claims against Released Entities where such advertising or solicitation relates to a representation that the Attorney could not undertake consistent with the ethics opinion referenced in Section II.I.4.

d. The Attorney must represent s/he will not charge or accept any referral fees for any Released Claims brought against Released Entities by Later Litigating Subdivisions. For the avoidance of doubt, this representation shall not prohibit Attorneys from receiving allocated shares of any future common benefit assessments arising out of settlements or judgments with Later Litigating Subdivisions represented by other Attorneys that are the result of the MDL Court's Common Benefit order.

e. The Attorney may not have and must represent that s/he does not have a Fee Entitlement related to a Later Litigating Subdivision.

f. The Attorney must certify that s/he has reviewed the ethics opinion referenced in Section II.I.4 and will act in conformity with such opinion.

g. The Attorney must fully disclose the participation, or the anticipation of participation, in any agreement with a Settling State or Participating Subdivision concerning fees arising out of or related to the Distributor Agreement, including any fees paid or anticipated to be paid or any State Back-Stop Agreement.

h. The Attorney must identify for the Fee Panel whether s/he utilized state litigation work product or MDL work product, including but not limited to ARCOS data, document repositories, experts developed in the MDL, and deposition transcripts. The Attorney must identify whether s/he signed the MDL Participation Agreement, and for which case(s) it was signed.

i. Any Attorney who applies for fees from one or both Funds must represent that, having exercised his/her independent judgment, s/he believes the Distributor Agreement to be fair and will make or has made best efforts to recommend the Distributor Agreement to his or her Subdivision clients in Settling States. For the avoidance of doubt, each Attorney is expected to exercise his or her independent judgment in the best interest of each client individually before determining whether to recommend joining the settlement. All applications for attorneys' fees or costs under this Section II shall include an affirmation by the Attorney in compliance with this Section II.G.

4. No Attorney receiving fees under this Fee Agreement may apply for or recover from the Attorney Fee Fund fees arising from representing a Non-Settling State or a Non-Participating Subdivision. All applications for attorneys' fees under this Section II shall include an affirmation by the Attorney of compliance with this Section II.

5. An Attorney who has filed an application under this Section II and received an award of attorneys' fees shall provide a certification of compliance this Fee Agreement annually during the years upon which they are still entitled to receive attorneys' fee payments.

6. If, at any time, the Attorney is unable to make the representations set forth in this Section II.G.3, such representations become untrue, or the Attorney falsely represents compliance with the eligibility criteria, the Attorney shall cease to be eligible to receive funds from the Attorney Fee Fund until further review by the Fee Panel of the Attorney's eligibility under and compliance with this Section II.

7. If an Attorney has a Fee Entitlement from a Later Litigating Subdivision or otherwise becomes unable to reaffirm compliance with the eligibility criteria set forth above, the Attorney shall notify Settling Distributors and the Fee Panel. For the avoidance of doubt, any Attorney who undertakes any new representation of, or has a Fee Entitlement to, a Later Litigating Subdivision shall be prohibited from receiving any future funds from the Attorney Fee Fund. If an Attorney fails to notify Settling Distributors and the Fee Panel of such Fee Entitlement to a Later Litigating Subdivision, the Attorney shall be required to refund amounts previously paid.

8. In the event that an Attorney is deemed ineligible by the Fee Panel (whether based on its initial application or subsequent recertification), the Fee Panel shall provide notice to the Attorney and give the Attorney 30 days to provide additional information such that the Fee Panel could reconsider the Attorney's eligibility.

9. To the extent that an Attorney has a Fee Entitlement with a Participating Subdivision and is authorized to bring Released Claims against Released Entities, but such authorization is, in scope, less broad than the category of Released Claims set forth in the Distributor Agreement, such Attorney may participate fully in both the Contingency Fee Fund and the Common Benefit Fund, without any reduction imposed by the Fee Panel due to the scope of the authorization, so long as the Participating Subdivision fully releases all Released Claims against Released Entities.

10. Attorneys applying to the Attorney Fee Fund knowingly and expressly agree to be bound by the decisions of the Fee Panel, subject to the limited appeal rights set forth in this Fee Agreement, and waive the ability to assert the lack of enforceability of the allocation reached through the arbitration procedures outlined herein.

H. *Calculation of Amounts Due.*

1. The Fee Panel shall be solely responsible for determining the amount of fees to be paid to each Attorney and each Participating Subdivision that applies under this Section II. None of the Released Entities shall have any responsibility, obligation, or liability of any kind whatsoever with respect to how attorneys' fees are calculated under this Section II, except that the Fee Panel may receive information from the Settling Distributors (a) as to the identity of Participating, Non-Participating, Litigating, Later Litigating, and Non-Litigating Subdivisions; (b) the impact of non-participation by a Litigating Subdivision as is relevant to the Fee Panel's determination in Section II.C.4; and (c) such other information as Settling Distributors may voluntarily elect to provide.

2. The Fee Panel shall establish procedures for the arbitration process consistent with this Fee Agreement and orders of the MDL Court. Such procedures may

include submission of documentary and/or other evidence, interviews with applicants and/or other counsel (including counsel for Settling Distributors) that the Fee Panel deems appropriate, and/or other means of creating a record upon which fee awards will be based.

3. In making determinations under this Fee Agreement, the Fee Panel must apply the eligibility criteria set forth in Section II.G of this Fee Agreement and the criteria set forth in Section II. In addition, the Fee Panel will give consideration in regard to Common Benefit awards to the *Johnson* factors, as well as the following factors (which factors may be applied and given relative weight in the Fee Panel's discretion):

- a. The Attorney's contemporaneously recorded time and labor dedicated to Qualifying Representations along with the Attorney's financial commitment to such Qualifying Representations. Claimed "*time*" will not be automatically accepted by the Fee Panel but will be critically reviewed and given substantially more weight and consideration if such time was subject to the audit process described in any Pretrial Order(s) governing the collection of common benefit time;
- b. The novelty, time, and complexity of the Qualifying Representations;
- c. The skill requisite to perform legal services properly and undesirability of the case;
- d. The preclusion of other employment by the Attorney due to time dedicated to Qualifying Representations;
- e. The "*common benefit*," if any alleged to have been conferred by the Attorney and whether such common benefit work product by that Attorney was used by others in parallel litigations against Released Entities whether within or outside the MDL, provided that for any Attorney claiming that s/he substantially benefited cases other than those in which s/he entered an appearance as counsel must substantiate such claims by proffering factual support, such as proper supporting affidavits or other documents as determined by the Fee Panel with input from Attorneys for Participating Litigating Subdivisions;
- f. Any "*common detriment*," as set forth in Section II.C.4.
- g. Any contingent fee agreements or other Fee Entitlement with Participating Subdivisions, enforcement of which, except for State Back-Stop Agreements, are waived in conjunction with the application, the nature and extent of any work for those Participating Subdivisions, whether such Participating Subdivisions actively litigated and, if so, the nature and procedural history of such case(s);
- h. The experience, reputation, and ability of the Attorney;

- i. Whether the Attorney's clients brought Released Claims against Released Entities;
- j. The status of discovery in cases primarily handled by the Attorney;
- k. The nature of any work by the Attorney on "bellwether" cases or cases that were similarly active in litigation;
- l. Any pressure points successfully asserted by the Attorney in cases against Settling Distributors or any risk for Settling Distributors created by the Attorney in cases against them;
- m. Any risk for defendants created by applicants in cases against the Settling Distributors;
- n. Successful and unsuccessful motion practice in cases worked on by the Attorney;
- o. The date of filing of any cases filed by the Attorney;
- p. Obtaining consolidation of the litigation in the Attorney's jurisdiction;
- q. The number and population of entities represented by the Attorney and the fees that would have been awarded under extinguished contingent fee arrangements;
- r. Whether the Attorney's clients brought claims against the Settling Distributors;
- s. Whether the Attorney has had a leadership role in the litigation, whether in state or federal court;
- t. Whether the Attorney has had a leadership role in any negotiations aimed at resolving the litigation;
- u. Whether the Attorney's cases have survived motions to dismiss;
- v. The extent to which the Attorney contributed to the work product user for the common benefits of opioids litigants, including, without limitation, work on ARCOS data, Prescription Data Monitoring Programs, IQVIA data, depositions, document production and analysis experts, motions, briefs and pleadings, trial preparations, and trials;
- w. The extent to which litigation was done prior to and contributed to completion of settlement negotiations, as distinct from litigation that was done litigating after the announcement of the Distributor Agreement, such latter

litigation both being of less value and potentially resulting a common detriment to the settlement process; and

x. Any other factors that the Fee Panel finds to be appropriate to consider after input from applicants to the Attorney Fee Fund.

4. The Fee Panel shall develop procedures for receiving a single application, which may be updated or amended based on new information (such as participation by additional Litigating Subdivisions) from each Attorney seeking compensation from the Attorney Fee Fund, procedures shall not be inconsistent with this Fee Agreement. Any request for attorneys' fees not included on the single application or through the updating/amendment process designed by the Fee Panel shall be deemed waived. For purposes of transparency and to permit the Fee Panel to conduct its work, the application from each Attorney shall, at a minimum, require each Attorney to:

a. Identify all Litigating Subdivisions for which s/he is seeking payment from the Attorney Fee Fund;

b. Identify all Subdivisions in both Settling and Non-Settling States with respect to which s/he has a Fee Entitlement with respect to Relevant Claims against Released Entities, and identify all co-counsel in such cases;

c. Identify which of those Subdivisions are Participating Subdivisions and which are not;

d. Specify the specific fund or funds within the Attorney Fee Fund from which the Attorney is seeking compensation;

e. Demonstrate his or her eligibility for compensation from the relevant sub funds within the Attorney Fee Fund pursuant to the criteria set forth for the relevant sub fund; and

f. Identify any and all Fee Entitlements from representations of States, Tribal Nations, or other plaintiffs related to Released Claims against Released Entities or in opioids-related matters.

Notwithstanding Sections II.H.4.a-f above, the Panel may consider a supplemental application if the Attorney shows good cause why circumstances exist that will lead to consideration for additional Common Benefit award. Examples would include, but are not limited to, an Attorney having Non-Participating Litigating Subdivision clients that subsequently become Participating Subdivisions, a Bar Date passes that increases participation or the Participation Tier or an Allocation Agreement is reached.

5. With respect to the Common Benefit Fund, the Fee Panel shall (subject to any applicable MDL Court Order):

a. Review the applications of all Attorneys seeking compensation from the Common Benefit Fund, including determining eligibility for each Attorney as set forth in Section II.G.

b. Reduce, on an annual basis, the Distributor's payment obligations, as set forth in Section II.C.6. The Panel shall inform the Settling Distributors and the MDL PEC of all such amounts and adjust the Settling Distributors' payment obligations accordingly.

c. Using criteria set forth in Sections II.C and II.G, allocate amounts from the Common Benefit Fund to eligible Attorneys, including payment amounts for each Payment Year. In making such allocations (regardless of the Participation Tier achieved), the Panel shall apply the principles set forth in Section II.C.4 and shall allocate any reduction in the payments of Settling Distributors specified in Section II.C.6 to the amounts paid to Attorneys with a Fee Entitlement to Litigating Subdivisions that are not Participating Subdivisions.

6. With respect to the Contingency Fee Fund, the Fee Panel shall:

a. Review the applications of all Attorneys seeking compensation from the Litigating Subdivision Fee Fund, including determining eligibility for each Attorney as set forth in Section II.G.

b. Apply the Mathematical Model in Exhibit A.

c. Use such allocations to reduce payments, on an annual basis, the payment obligations of the Settling Distributors to the Attorney Fee Fund as set forth in Section II.D.4, and distributions therefrom, and inform the Settling Distributors and MDL PEC of all such adjustments.

7. To the extent that there is a dispute about the calculations of the Fee Panel related to the amounts that Settling Distributors are required to pay (including application of any reductions or offsets under this Fee Agreement), such disputes shall be presented to the Fee Panel and any disputed funds be paid into/held in escrow. The Fee Panel shall resolve such disputes expeditiously, with either Party having the right to seek review from the MDL Court.

8. For purposes of determination of fee or cost awards, allocations, reductions and possible reversions under this Fee Agreement, unless specified otherwise a Subdivision will be considered a Non-Participating Subdivision if it is not a Participating Subdivision as of the deadline for the application for the fee or cost award at issue (or, if the determination does not involve a specific application, the date on which the record for such determination closes).

9. In the event that the Fee Panel, through the use of the Mathematical Model set forth in Exhibit A, allocates funds from the Contingency Fee Fund for an Attorney based on a Qualifying Representation of a Participating Litigating Subdivision or allocates cost to such Participating Litigating Subdivision and that Subdivision is in a

Settling State in which the Consent Judgment has not been approved, such funds shall be placed into escrow until the Consent Judgment is approved, after which time they shall be released.

I. *Miscellaneous.*

1. The costs associated with the Fee Panel prior to the Effective Date of this Fee Agreement shall be funded by Settling Distributors. The Fee Panel shall charge an hourly rate that has been previously approved by a federal or state court and shall provide a budget and a cap for such work prior to the Effective Date, which shall be approved by Settling Distributors and such approval shall not be unreasonably withheld. Settling Distributors shall receive a refund for any such payment of pre-Effective Date costs from interest that accrues on the monies in the Attorney Fee Fund (including interest that accrues during such time as the Attorney Fee Fund monies are in escrow prior to the Effective Date of the Distributor Agreement), up to the amount of such costs. Post-Effective Date, the cost of the Fee Panel shall be charged against the applicable Fee Fund based on allocation by the Fee Panel and shall not be otherwise funded by Settling Distributors. The costs associated with the Cost and Expense Fund Administrator shall be paid from funds in the MDL Expense Fund and the Litigating Subdivision Cost Fund and shall not be otherwise funded by Settling Distributors.

2. The MDL PEC will seek, and the Attorneys General for Settling States and the Settling Distributors will not oppose, a Common Benefit Fee Order requiring an assessment of 7.5% on the gross recovery (by judgment or settlement) of any Non-Participating Subdivision that is subject to the federal court jurisdiction, represented by a MDL PEC firm, represented by any Attorney receiving fees from the Common Benefit Fund, represented by any Attorney that signed a Participation Agreement or paid in a case otherwise under the jurisdiction of the MDL Court.

3. The MDL PEC shall provide to Settling Distributors information they have that identifies Attorneys who represent Litigating Subdivisions who are not Participating Subdivisions and who have an obligation to pay a common benefit assessment, either due to the MDL Court's orders or to having signed a Participation Agreement.

4. The MDL PEC shall retain ethics counsel of its choice to provide an opinion that addresses the compliance of its ethical obligations, as it relates to the Distributor Agreement. Such opinion shall address the issue of the potential conflict of interest for an Attorney that had represented a Participating Subdivision also representing a Later Litigating Subdivision as defined in the Distributor Agreement. This Section II.I shall be enforceable to the extent permitted by the equivalent to Rules 1.16 and 5.6 of the ABA Model Rules of Professional Conduct in the relevant jurisdictions. The opinion shall be provided to the Settling Distributors as soon as it is completed and, in any event, prior to July 31, 2021 and shall be disseminated to counsel eligible to apply to the Attorney Fee Fund within 30 days of the announcement of the Distributor Agreement. The MDL PEC represents that it will comply with this opinion until the Reference Date and thereafter if the Distributor Agreement proceeds. The cost of such expert work done

prior to the Effective Date of the Distributor Agreement shall be funded by Settling Distributors.

5. Participating Subdivisions agree to instruct their counsel to treat information, work product and expert materials as secret under Rule 1.6 of the ABA Model Rules of Professional Conduct. Accordingly, an Attorney shall not share information or work product with, or experts or materials to, non-participants (other than the Attorney's own current clients or their lawyers, consultants, experts or other representatives or agents). However, nothing herein shall prevent MDL Leadership or PEC Counsel from fulfilling their obligations in any MDL and the MDL Court Order.

III. Miscellaneous.

A. *Termination.* If the Distributor Agreement does not proceed past the Reference Date, whether because the Settling Distributors do not determine to proceed or for any other reason, this Fee Agreement shall be null and void, Settling Distributors shall have no obligation to make any payments under this Fee Agreement, and the Settling Distributors and the MDL PEC shall take such steps as are necessary to restore the status quo ante.

B. *MDL Court Consideration.* This Fee Agreement shall be attached as an exhibit to the Distributor Agreement. This Fee Agreement shall also be submitted jointly by the Settling Distributors and the MDL PEC to the MDL Court for approval pursuant to the motion that shall be attached, prior to the Preliminary Agreement Date of the Distributor Agreement, to this Fee Agreement as Exhibit B.

1. In the event that the MDL Court, through an order, makes any change to the amounts potentially to be paid by Settling Distributors under this Fee Agreement, makes any change to the Fee Panel's consideration of the factors set forth in Section II.C.4, or any other material change to the draft Order attached as part of Exhibit B or the terms of this Fee Agreement, the Settling Distributors and the MDL PEC shall meet and confer concerning such changes.

2. If the Settling Distributors and the MDL PEC are unable to reach agreement and revisions to this Fee Agreement in the event discussed in Section III.B.1, this Fee Agreement shall be null and void, Settling Distributors shall have no obligation to make any payments under this Fee Agreement, and the Settling Distributors and the MDL PEC shall take such steps as are necessary to restore the *status quo ante*.

C. *Amendment.* Once the MDL Court has entered an order implementing this Fee Agreement, this Fee Agreement can only be amended by (1) written agreement of the Settling Distributors and the MDL PEC and (2) approval by the MDL Court.

D. *Jurisdiction and Enforcement.* The MDL Court shall have exclusive and ongoing jurisdiction over the enforcement and implementation of this Fee Agreement as set forth herein. The MDL PEC shall be the Authorized Party to enforce this Fee Agreement, as to the payment obligations of the Settling Distributors as set forth in this Fee Agreement, and as to Attorneys making application to the Funds under this Fee Agreement. Solely for purposes of assessing or

allocating common benefit fees, the MDL Court will continue to have jurisdiction over the work product developed in the MDL Court by and under the direction of the MDL PEC with respect to claims against the Settling Defendants, including data and documents, depositions, expert reports, briefs and pleadings; and the MDL Court's protective orders, management orders, and other decisions regarding such discovery and other work product, including but not limited to, conditions on its use, will continue in full force and effect. Nothing in this Section III.D authorizes the MDL Court to act contrary to this Fee Agreement or to share any of the work product, or provides the MDL Court with jurisdiction over the Distributor Agreement.

Description of Mathematical Model for the Allocation of the Contingency Fee Funds

Distributor Settlement Agreement and Janssen Settlement Agreement

This document describes the Mathematical Model for allocation of the Contingency Fee Fund described in Exhibit R (Agreement of Attorney's Fees, Expenses and Costs) to the Distributor Settlement Agreement and the Janssen Settlement Agreement, respectively.¹⁸ Awards of fees from the Contingency Fee Funds shall be available to Attorneys with Qualifying Representations of Participating Litigating Subdivisions eligible to receive an allocation under the corresponding agreements.¹⁹ A Fee Panel shall oversee the application of the Model and resolve any questions or disputes concerning the eligibility of a counsel to participate. The Panel is empowered to hear disputes concerning and ensure the accuracy of the mathematical calculations.

In general terms, allocation of the Contingency Fee Fund shall be made by (1) determining the amount of the Settlement Fund that is attributable to each Litigating Subdivision; (2) making certain adjustments to these amounts based on when the Subdivision filed suit and the terms of the applicable fee contract; and (3) dividing the Contingency Fee Fund proportionately among counsel for each Participating Litigating Subdivision based on the amounts calculated in subpart 2.

Each Settling Defendant is responsible only for its own share of payments.²⁰ In other words, to collect a fee award from the Contingency Fee Fund against a Settling Defendant, the Participating Litigating Subdivision must have named the Settling Defendant in its lawsuit. The total amount of the Contingency Fee Fund in the Distributor Settlement Agreement is \$516,923,077.²¹ Amerisource's share is \$160,246,153.97 (31.0%), Cardinal's share is \$159,729,230.89 (30.9%), and McKesson's share is \$196,947,692.46 (38.1%). The total amount of the Contingency Fee Fund in the Janssen Settlement Agreement is \$123,076,923.²²

More specifically, allocation of each Settling Defendant's share of the corresponding Contingency Fee Fund shall be made according to the following steps. These steps must be performed separately for each Settlement Agreement, and each Defendant is responsible for paying only its share of the Contingency Fee Fund. These calculations are made only for purpose of determining the percentage share of the Contingency Fee Fund that Attorneys for each Participating Litigating Subdivision should receive, *not* for determining the dollar amount each Subdivision will receive.

¹⁸ See Distributor Settlement Agreement, Exhibit R § II.B.3; Janssen Settlement Agreement, Exhibit R § II.B.3.

¹⁹ Distributor Settlement Agreement, Exhibit R § II.B.3; Janssen Settlement Agreement, Exhibit R § II.B.3

²⁰ Distributor Settlement Agreement, Exhibit R § II.A.5.

²¹ Distributor Settlement Agreement, Exhibit R § II.D.1.

²² Janssen Settlement Agreement, Exhibit R § II.D.1.

- (1) For each Settling State, attribute 50% of the settlement funds for that State to its Subdivisions according to the Subdivision Allocation Percentage in Exhibit G to the Distributor Settlement Agreement or Janssen Settlement Agreement, as appropriate.

Illustrative example for the Distributor Agreement:

- Assume that State A is allocated 1.00000% of the \$18,554,013,691.11 Restitution/Abatement amount [see Exhibit M of the Agreement].
- 50% of the 1% share allocated to State A is \$92,770,068.46.
- Assume that, per Exhibit G of the Agreement, the Subdivision Allocation Percentage for City B in State A is 1.00000000%.
- For purposes of determining its counsel's share of the Contingency Fee Fund, City B is attributed 1.00000000% of \$92,770,068.46, or \$927,700.68.

- (2) Adjust the amounts in paragraph 1 as follows:

- a. *Upward Adjustment for Early Filers.* Increase the amount calculated in paragraph 1 above by 10% for any Litigating Subdivision that named the defendant(s) in a suit before December 5, 2017, the date the National Prescription Opiate Litigation MDL was formed. This adjustment must be done individually for each defendant. If the Litigating Subdivision did not name a Settling Defendant in a suit before January 1, 2021, then fees from the Contingency Fee Fund for that defendant will not be awarded to Attorneys with otherwise Qualifying Representations of that Participating Litigating Subdivision.

Illustrative Example:

- Assume City C is attributed \$1,000,000 under paragraph 1 above.
 - If City C named the defendant(s) before 12/5/2017, the attributed amount would be adjusted to \$1,100,000.
- b. *Determine Amount Due under Contingency Fee Contract.* Determine the amount that would be due to Attorneys with Qualifying Representations of each Participating Litigating Subdivision under the terms of the applicable fee contract if the Participating Litigating Subdivision were to receive the amount calculated in paragraph 2.a. This amount can be referred to as the Contingency Fee Assumption.

Illustrative Example:

Continuing the example given in paragraph 2.a, if Attorneys have a 20% contingency fee contract with City C for the relevant litigation, the amount calculated in this step would be 20% of \$1,100,000, or \$220,000.

In the next step, the Contingency Fee Assumption is used to determine the percentage share of the Contingency Fee Fund due to Attorneys for each Participating Litigating Subdivision.

(3) Divide the Contingency Fee Fund proportionately among Attorneys for each Participating Litigating Subdivision in two ways:

- a. *National Fee Pool Calculation.* Determine each Litigating Subdivision's percentage share of all amounts due under contingency fee contracts nationwide by dividing the Contingency Fee Assumption calculated for each Subdivision in paragraph 2.b by the sum of all Contingency Fee Assumptions. Then multiply that percentage by the Contingency Fee Fund to figure each Subdivision's dollar share of the Contingency Fee Fund (but only for Settling Defendants the Subdivision timely named in a lawsuit).²³

Illustrative example for Distributor Settlement Agreement:

- $\$220,000$ [from para. 2.b] \div $\$1,800,000,000$ [total amount owed under contingency fee contracts nationwide] = 0.012222% ²⁴
- $0.012222\% * \$516,923,077.32$ [Contingency Fee Fund] = $\$63,179.49$

- b. *Separate State Fee Pools Calculation.* Determine each Litigating Subdivision's percentage share of all amounts due under contingency fee contracts statewide by dividing the Contingency Fee Assumption calculated for each Subdivision in paragraph 2.b by the sum of all Contingency Fee Assumptions in the same State. Then multiply that percentage by the portion of the Contingency Fee Fund that corresponds to that State's Overall Allocation Percentage, shown in Exhibit F of the relevant Settlement Agreement, to figure each Subdivision's dollar share of the Contingency Fee Fund (but only for Settling Defendants the Subdivision timely named in a lawsuit).

Illustrative example for Distributor Settlement Agreement:

- $1\% * \$516,923,077.32 = \$5,169,230.77$ [amount of the Contingency Fee Fund corresponding to State A]

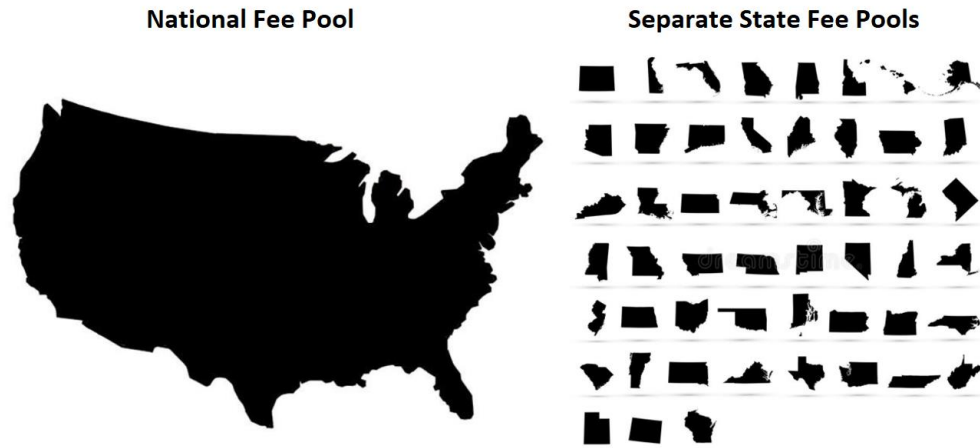
²³ Because a few Litigating Subdivisions named only one or two of the Distributors in a lawsuit before January 1, 2021, each Subdivision's share of the Contingency Fee Fund is slightly different for each distributor. Therefore, under the Distributor Settlement Agreement, the calculations described in this step need to be made separately for each Settling Defendant. It is shown in a single calculation here for ease of illustration only.

²⁴ In this example, \$1.8 billion is the amount theoretically owed under all contingency fee contracts for litigation against distributors as calculated in paragraph 2.b. This amount is illustrative only; the actual amount will not be known until all litigating subdivisions are identified and the terms of all of their contingency fee contracts are collected.

- Assume a total of \$17,600,000 is owed under contingency fee contracts for State A.
- $\$220,000$ [from para. 2.b] \div $\$17,600,000 = 1.25\%$
- $1.25\% * \$5,169,230.77 = \$64,615.38$

The award of fees to Attorneys with Qualifying Representations of Participating Litigating Subdivisions will be the average of the final amounts calculated in paragraphs 3.a and 3.b above.²⁵

Paragraph 3.a represents allocation based on a proportional share of a National Fee Pool, while paragraph 3.b represents allocation based on a proportional share of the Separate State Fee Pools. In other words, for the National Fee Pool described above in paragraph 3.a, the contingency fee contract rate is compared to all other contingency fee contract rates in the nation. For the Separate State Fee Pools described above in paragraph 3.b, the contingency fee contract terms are compared to the other contingency fee contract terms in that same State. The National Fee Pool and the Separate State Fee Pools are given equal weighting. This is illustrated below.



Using the first methodology, Attorneys for two Subdivisions in different States with the same amount calculated under paragraph 2.b would be assigned the same amount under paragraph 3.a. Using the second methodology, Attorneys for the same two Subdivisions would be assigned different amounts under paragraph 3.b because they are in different States. Specifically, the Subdivision in the State with a smaller proportion of Participating

²⁵ The model also enforces a maximum fee award of 20% of the amount calculated in 2.b. This rule is designed to prevent windfalls by addressing over-allocation in a small number of states with relatively few Litigating Subdivisions. An estimated 97% of Qualifying Representations are not impacted this rule. The description in this document of the Mathematical Model is by necessity an abstraction; the precise contours of the calculations are defined in the model itself.

Litigating Subdivisions would be allocated more than the Subdivision in the State with a greater proportion of Participating Litigating Subdivisions.

EXHIBIT S

Agreement on the State Outside Counsel Fee Fund

1. **Creation of a State Outside Counsel Fee Fund.** The Settling Distributors and the Settling States agree to the creation of a state outside counsel fee fund to pay reasonable attorneys' fees of Settling States which have retained outside counsel in connection with litigation against the Settling Distributors (such fund, the "*State Outside Counsel Fee Fund*").

2. **State Outside Counsel Fee Fund Administration.** The State Outside Counsel Fee Fund shall be administered separately from the Common Benefit Fund, the Contingency Fee Fund, the State Cost Fund, and the MDL Expense Fund. A committee of Attorneys General shall oversee the State Outside Counsel Fee Fund (the "*Fee Fund Committee*"). The Fee Fund Committee shall initially consist of the following States: (a) Delaware; (b) Florida; (c) Georgia; (d) Indiana; (e) Michigan; (f) Ohio; and (g) Rhode Island. The Fee Fund Committee shall select a settlement fund administrator, who may or may not be different from the Settlement Fund Administrator (the "*Fee Fund Administrator*") and who shall administer the State Outside Counsel Fee Fund according to the guidelines and directives of the Fee Fund Committee.

3. **State Outside Counsel Fee Eligibility.** To receive any amount from the State Outside Counsel Fee Fund, an outside counsel to a Settling State must have filed and maintained an action in the name of a Settling State or its Attorney General against a Settling Distributor in a state or federal court as of June 1, 2021. No Settling State shall receive funds from both the State Outside Counsel Fee Fund and the Additional Restitution Amount as set forth in Section IX.

4. **State Outside Counsel Fee Fund Amount.** The Settling Distributors shall pay funds into the State Outside Counsel Fee Fund according to the schedule set forth below, subject to any suspensions, offsets, reductions, or adjustments provided for in the Agreement or described below:

Payment Year 1 Payment Date	\$136,044,379
Payment Year 2 Payment Date	\$129,230,769
Payment Year 3 Payment Date	\$17,417,160

5. **State Outside Counsel Fee Fund Availability and Calculation of Amount.**
- The State Outside Counsel Fee Fund shall be available to compensate private outside counsel for Settling State Attorneys General for approved fees arising out of representation of the Settling State pursuant to the schedule developed by the Fee Fund Committee and provided to the Settling Distributors.
 - Fees shall be calculated by adding two components: (a) a fixed amount consisting of fifty percent (50%) of the amount allocated to a Settling State pursuant to Exhibit F multiplied by 4.5%; and (b) a proportional percentage of the remaining fee due under that Settling State's contract assuming that fifty

percent (50%) of the Settling State's recovery is allocable to a Settling State (rather than allocable to the Settling State's Participating Subdivisions) so that the fees of all Settling States (minus the fixed amount that would have been allocated to any Non-Settling States had they become Settling States) exhausts the State Outside Counsel Fee Fund. The proportional share percentage will be the same for each Settling State included in the State Outside Counsel Fee Fund. All amounts paid will be less any costs or fees of the Fee Fund Administrator.

6. **Payment by the Fee Fund Administrator.**

- a. If a Settling State's outside counsel agrees that the amount calculated in Paragraph 5 above either satisfies in full or exceeds the amounts owed to all such Settling State's outside counsel, then upon written notice waiving all entitlement to any additional fee, the Fee Fund Administrator shall pay that Settling State's outside counsel the amount that satisfies the Settling State's obligation in full and, in no event more than (i) such obligation or (ii) the amount pursuant to the calculation and any schedule created by the Fee Fund Committee.
- b. If a Settling State's outside counsel does not agree that the amount calculated in Paragraph 5 above either satisfies in full or exceeds the amounts owed by the Settling State, then the Settling State's share shall be placed in an interest-bearing escrow account (less reasonable expenses of the Fee Fund Administrator) and held unless and until the Settling State and its outside counsel agree in a signed writing to a resolution of the amount outstanding or there is a final judgment entered that is no longer appealable.
- c. Upon being provided a signed, written agreement or the final non-appealable judgment, the Fee Fund Administrator shall release monies from the State Outside Counsel Fee Fund in either the amount held by the Fee Fund Administrator, if the amount of the agreement or judgment is equal to or more than the amount held, or the amount indicated in the agreement or in the final judgment, if the amount in the agreement or judgment is less than the amount held.
- d. Nothing herein, including the amounts listed in paragraph 5 above, shall prevent a Settling State from arguing in any proceeding with its outside counsel that (i) its recovery was less than fifty percent (50%) of the recovery in the Settlement Agreement down to and including fifteen percent (15%) of the total recovery; (ii) any payment should be discounted by an appropriate discount rate commensurate to the risk of the Settlement Agreement and the timeline that the Settling State is receiving its payments; (iii) the settlement amount should be lower because the amount a Settling State receives was reduced because such Settling State's outside counsel failed to obtain joinder from a Settling State's Subdivision(s) that the outside counsel also

represented; or (iv) any limitation placed by the Settling Distributors bars payment of a higher fee to outside counsel.

- e. In the event the amount due to the Settling State's outside counsel from an escrow account is less than the total amount of funds escrowed on the account of the Settling State, the balance shall be paid to the Settling State. In no event, other than a State becoming a Non-Settling State, shall funds revert to a Settling Distributor.
- f. Amounts owed by Settling Distributors to the State Outside Counsel Fee Fund shall be reduced and/or credited to Settling Distributors by amounts allocated on the above-mentioned schedule for outside counsel in Non-Settling States.

7. **Reversion or Reduction of Amounts owed to Non-Settling States.** Amounts owed by Settling Distributors to the State Outside Counsel Fee Fund shall be reduced proportionally across payments owed by the Settling Distributors by amounts allocated to the fixed amount on the below schedule for outside counsel in the event that a listed State becomes a Non-Settling State. In the event the Fee Fund Administrator receives part or all of the fixed amount due to a Non-Settling State from a Settling Distributor, the Fee Fund Administrator shall return the amount allocable to that Non-Settling State's fixed amount to the Settling Distributor.

State	Distributor Allocation %	Distributor Payment Amount	State Share	Contract Rate	Full Contract Amount	Fixed Amount
Alabama	1.6419%	\$312,711,699.09	\$156,355,849.55	TIPAC	\$18,201,265.32	\$7,036,013.23
Alaska	0.2585%	\$49,223,759.07	\$23,611,879.53	20%	\$4,922,375.91	\$1,107,534.58
Arkansas	0.9663%	\$184,044,819.65	\$92,022,409.82	TIPAC	\$8,101,120.49	\$4,141,008.44
Delaware	0.49%	\$93,322,747.66	\$46,661,373.83	21%	\$9,798,888.50	\$2,099,761.82
Florida	7.0259%	\$1,338,112,237.57	\$669,056,118.79	TIPAC	\$36,952,805.94	\$30,107,525.35
Georgia	2.7882%	\$531,024,939.66	\$265,512,469.83	8%	\$21,240,997.59	\$11,948,061.14
Hawaii	0.3418%	\$65,103,946.38	\$32,551,973.19	17%	\$5,533,835.44	\$1,464,838.79
Idaho	0.5254%	\$100,070,766.60	\$50,035,383.30	10%	\$5,003,538.33	\$2,251,592.25
Indiana	2.2169%	\$422,215,856.62	\$211,107,928.31	TIPAC	\$14,055,396.42	\$9,499,856.77
Kentucky	2.093%	\$398,614,767.86	\$199,307,383.93	TIPAC	\$12,215,369.20	\$8,968,832.28
Michigan	3.402%	\$647,928,460.07	\$323,964,230.04	12%	\$38,875,707.60	\$14,578,390.35
Mississippi	0.8899%	\$169,482,650.39	\$84,741,325.19	TIPAC	\$7,737,066.26	\$3,813,359.63
Montana	0.3422%	\$65,166,981.56	\$32,583,490.78	20, 18, and 15% by amount	\$5,916,934.37	\$1,466,257.09
Nevada	1.2487%	\$237,815,036.99	\$118,907,518.50	19%	\$22,592,428.52	\$5,350,838.33
New Hampshire	0.6259%	\$119,200,348.62	\$59,600,174.31	27%	16,092,047.06	\$2,682,007.84
New Mexico	0.8557%	\$162,975,902.53	\$81,487,951.27	24%	\$19,557,108.30	\$3,666,957.81
Ohio	4.3567%	\$829,751,250.63	\$414,875,625.32	TIPAC	\$24,243,781.27	\$18,669,403.14
Oklahoma	1.5832%	\$301,519,407.96	\$150,759,703.98	25%	\$37,689,926.00	\$6,784,186.68
Puerto Rico	0.7263%	\$138,330,459.13	\$69,165,229.57	25%	\$17,291,307.39	\$3,112,435.33
Rhode Island	0.4896%	\$93,239,095.60	\$46,619,547.80	17%	\$7,925,323.13	\$2,097,879.65
South Carolina	1.5835%	\$301,577,078.44	\$150,788,539.22	TIPAC	\$21,781,541.57	\$6,785,484.26
South Dakota	0.217%	\$41,327,454.40	\$20,663,727.20	12%	\$2,479,647.26	\$929,867.72

DISTRIBUTORS' 9.18.21
EXHIBIT UPDATES

Utah	1.1889%	\$226,438,902.67	\$113,219,451.34	TIPAC Modified by K	\$2,714,389.03	\$2,714,389.03
Vermont	0.2844%	\$54,169,670.90	\$27,084,835.45	TIPAC	\$4,958,483.55	\$1,218,817.60
Washington	2.3189%	\$441,644,189.13	\$220,822,094.57	Statute	\$10,900,000	\$9,936,994.26

EXHIBIT T

Agreement on the State Cost Fund Administration

1. **Creation of a State Cost Fund.** The Settling Distributors and the Settling States agree to the creation of a state cost fund to pay litigation costs and expenses associated with litigation and investigation related to the opioid litigation (such fund, the “*State Cost Fund*”). The State Cost Fund shall be administered separately from the Common Benefit Fund, the Contingency Fee Fund, the State Counsel Fee Fund, and the MDL Expense Fund.
2. **State Cost Fund Amount and to Whom Owed.** On the Payment Date of Payment Year 1, the Settling Distributors shall pay into the State Cost Fund \$56,538,461.00 (the “*State Cost Fund Amount*”). No funds may be released from the State Cost Fund to Non-Settling States.
3. **State Cost Fund Committee.** A committee of Attorneys General or their designated representatives (such committee, the “*State Cost Fund Committee*”) shall oversee the State Cost Fund. The committee shall initially consist of the following States: (a) Delaware; (b) Florida; (c) Georgia; (d) New York; (e) North Carolina; (f) Ohio; (g) Tennessee; and (h) Texas. The Attorneys General may by majority vote add or change the composition of the State Cost Fund Committee, including replacing any above State, if that State is not a Settling State.
4. **State Cost Fund Administrator.** The State Cost Fund Committee shall select an administrator (the “*State Cost Fund Administrator*”). The State Cost Fund Administrator may or may not be different from the Settlement Fund Administrator. The State Cost Fund Administrator shall administer the State Cost Fund and direct payments to Settling States.
5. **State Cost Fund Guidelines.** Monies in the State Cost Fund shall be released without any delay to reimburse Settling States for documented costs incurred or paid in connection with litigation and investigation related to the opioid litigation. In allocating the State Cost Fund, no funds shall be allocated for costs incurred after July 21, 2021. The State Cost Fund Committee shall establish guidelines for the submission and approval of expenses eligible for reimbursement from the State Cost Fund. The State Cost Fund Administrator shall, in accordance with such guidelines, receive from Settling States records sufficient to demonstrate the incurrence and payment of each expense attributable to litigation or investigation related to the opioid litigation, including any outstanding National Association of Attorneys General grant.
6. **State Cost Fund Payment Priorities and Residual.** To the extent the aggregate eligible submissions of costs and expenses from Settling States exceed the State Cost Fund Amount, payments to Settling States shall be paid in the order described in this section until the State Cost Fund is exhausted. If the State Cost Fund is unable to fully pay costs at any of the following levels, then Settling States with costs at that level shall be paid on a proportional basis. All expenses with a lesser priority from the level where the State Cost Fund is exhausted will not be reimbursed from the State Cost Fund. Costs shall be paid in the following order of priority:

(a) the reasonable costs of the State Cost Fund Administrator, if any; (b) repayment of the National Association of Attorneys General grants connected to opioid litigation; (c) costs incurred or paid by outside counsel for a Settling State litigating against the Settling Distributors apart from any fee owed; (d) litigation-related costs attributable to the Settling Distributors incurred or paid by a Settling State litigating against the Settling Distributors; and (e) pre-suit investigation-related costs attributable to the Settling Distributors incurred or paid by either a Settling State outside counsel (not including any amount of fees or any costs which have already been reimbursed pursuant to clause (c), above) or a Settling State investigating the Settling Distributors. If the State Cost Fund has additional monies after payment of the State Cost Fund Administrator's and all Settling States' submitted costs, then the remaining funds will be provided to the National Association of Attorneys General to be placed in the Financial Services Fund for the purpose of funding grants for consumer protection- or healthcare-related enforcement or training activities. In determining what costs are attributable to the Settling Distributors, the State Fund Committee shall develop a guideline that ensures that all Settling States are treated equitably.

EXHIBIT U

ABC IRS Form 1098-F

0303 VOID CORRECTED

FILER'S name, street address, city or town, state or province, country, ZIP or foreign postal code, and telephone no. [APPROPRIATE OFFICIAL] [DESIGNATED STATE] [ADDRESS]		1 Total amount required to be paid \$ 6,379,375,013.53	OMB No. 1545-2284 Form 1098-F (Rev. December 2019) For calendar year 2021	Fines, Penalties, and Other Amounts
		2 Restitution/remediation amount \$ 5,839,378,859.97		
FILER'S TIN XX-XXXXXXX	PAYER'S TIN 23-3079390	3 Compliance amount \$	4 Date of order/agreement XX/XX/2021	Copy A For Internal Revenue Service Center File with Form 1096. For Privacy Act and Paperwork Reduction Act Notice, see the current General Instructions for Certain Information Returns.
PAYER'S name AmerisourceBergen Corporation		5 Jurisdiction U.S. District Court for the Northern District of Ohio and jurisdictions of other cases settled under the Settlement Agreement entered into by the Settling Distributors and Settling States (each as defined in such agreement), dated as of [].		
Street address (including apt. no.) 1 West First Avenue		6 Case number No. 1:17-MD-2804 and other cases settled under the Settlement Agreement entered into by the Settling Distributors and Settling States (each as defined in such agreement), dated as of [].		
City or town, state or province, country, and ZIP or foreign postal code Conshohocken, PA 19428		7 Name or description of matter/suit/agreement National Prescription Opiate Litigation		
		8 Code A, B, I		

Form **1098-F** (Rev. 12-2019) Cat. No. 71382B www.irs.gov/Form1098F Department of the Treasury - Internal Revenue Service
Do Not Cut or Separate Forms on This Page — Do Not Cut or Separate Forms on This Page

EXHIBIT V

Cardinal IRS Form 1098-F

0303 VOID CORRECTED

FILER'S name, street address, city or town, state or province, country, ZIP or foreign postal code, and telephone no. [APPROPRIATE OFFICIAL] [DESIGNATED STATE] [ADDRESS]		1 Total amount required to be paid \$ 6,358,796,384.46	OMB No. 1545-2284 Form 1098-F (Rev. December 2019) For calendar year 20 <u>21</u>	Fines, Penalties, and Other Amounts
		2 Restitution/remediation amount \$ 5,820,542,153.63		
FILER'S TIN XX-XXXXXXX	PAYER'S TIN 31-0958666	3 Compliance amount \$	4 Date of order/agreement XX/XX/2021	Copy A For Internal Revenue Service Center File with Form 1096. For Privacy Act and Paperwork Reduction Act Notice, see the current General Instructions for Certain Information Returns.
PAYER'S name Cardinal Health, Inc. and consolidated subsidiaries		5 Jurisdiction U.S. District Court for the Northern District of Ohio and jurisdictions of other cases settled under the Settlement Agreement entered into by the Settling Distributors and Settling States (each as defined in such agreement), dated as of [].		
Street address (including apt. no.) 7000 Cardinal Place		6 Case number No. 1:17-MD-2804 and other cases settled under the Settlement Agreement entered into by the Settling Distributors and Settling States (each as defined in such agreement), dated as of [].		
City or town, state or province, country, and ZIP or foreign postal code Dublin, Ohio 43017		7 Name or description of matter/suit/agreement National Prescription Opiate Litigation		
		8 Code A, B, I		

Form **1098-F** (Rev. 12-2019) Cat. No. 71382B www.irs.gov/Form1098F Department of the Treasury - Internal Revenue Service
Do Not Cut or Separate Forms on This Page — Do Not Cut or Separate Forms on This Page

EXHIBIT W

McKesson IRS Form 1098-F

0303 VOID CORRECTED

FILER'S name, street address, city or town, state or province, country, ZIP or foreign postal code, and telephone no. [APPROPRIATE OFFICIAL] [DESIGNATED STATE] [ADDRESS]		1 Total amount required to be paid \$ 7,840,457,678.30	OMB No. 1545-2284 Form 1098-F (Rev. December 2019) For calendar year 20 21	Fines, Penalties, and Other Amounts
		2 Restitution/remediation amount \$ 7,176,784,986.23		
FILER'S TIN XX-XXXXXXX	PAYER'S TIN XX-XXXXXXX	3 Compliance amount \$	4 Date of order/agreement XX/XX/2021	Copy A For Internal Revenue Service Center File with Form 1096. For Privacy Act and Paperwork Reduction Act Notice, see the current General Instructions for Certain Information Returns.
PAYER'S name McKesson Corporation		5 Jurisdiction U.S. District Court for the Northern District of Ohio and jurisdictions of other cases settled under the Settlement Agreement entered into by the Settling Distributors and Settling States (each as defined in such agreement), dated as of [].		
Street address (including apt. no.) 6535 N. State Highway 161		6 Case number No. 1:17-MD-2804 and other cases settled under the Settlement Agreement entered into by the Settling Distributors and Settling States (each as defined in such agreement), dated as of [].		
City or town, state or province, country, and ZIP or foreign postal code Irving, TX 75039		7 Name or description of matter/suit/agreement National Prescription Opiate Litigation,		
		8 Code A, B, I		

Form **1098-F** (Rev. 12-2019) Cat. No. 71382B www.irs.gov/Form1098F Department of the Treasury - Internal Revenue Service
Do Not Cut or Separate Forms on This Page — Do Not Cut or Separate Forms on This Page

EXHIBIT X

Severity Factors

State	Severity Factor
Alabama	108.5243%
Alaska	107.8614%
American Samoa	102.7639%
Arizona	107.7129%
Arkansas	103.2818%
California	82.8688%
Colorado	95.2263%
Connecticut	121.0971%
Delaware	155.5946%
District of Columbia	88.3270%
Florida	107.9604%
Georgia	86.6675%
Guam	96.8019%
Hawaii	77.1051%
Idaho	93.0570%
Illinois	86.6318%
Indiana	108.6768%
Iowa	78.2056%
Kansas	89.6374%
Kentucky	150.0126%
Louisiana	105.2878%
Maine	132.7534%
Maryland	115.2160%
Massachusetts	110.3001%
Michigan	112.4239%
Minnesota	75.9148%
Mississippi	96.7243%
Missouri	107.8496%
Montana	99.7815%
N. Mariana Islands	100.2421%
Nebraska	71.9045%
Nevada	130.5519%
New Hampshire	144.4997%
New Jersey	102.3701%
New Mexico	128.9295%

DISTRIBUTORS' 9.18.21
EXHIBIT UPDATES

New York	91.4472%
North Carolina	102.2754%
North Dakota	76.0864%
Ohio	123.0063%
Oklahoma	129.3047%
Oregon	108.9094%
Pennsylvania	118.2821%
Puerto Rico	73.9803%
Rhode Island	143.8802%
South Carolina	99.6801%
South Dakota	76.4482%
Tennessee	129.9078%
Texas	71.6286%
Utah	119.5878%
Vermont	140.2239%
Virgin Islands	100.4396%
Virginia	88.1611%
Washington	100.5007%
Wisconsin	99.6616%
Wyoming	100.9659%

JANSSEN SETTLEMENT AGREEMENT

This settlement agreement dated as of July 21, 2021 (the “*Agreement*”) sets forth the terms of settlement between and among the Settling States, Participating Subdivisions, and Janssen (as those terms are defined below). Upon satisfaction of the conditions set forth in Sections II and VIII, this Agreement will be binding on the Settling States, Janssen, and Participating Subdivisions. This Agreement will then be filed as part of Consent Judgments in the respective courts of each of the Settling States, pursuant to the terms set forth in Section VIII.

I. Definitions

Unless otherwise specified, the following definitions apply:

1. “*Abatement Accounts Fund*” means a component of the Settlement Fund described in subsection VI.E.
2. “*Additional Restitution Amount*” means the amount available to Settling States listed in Exhibit N of \$67,307,692.
3. “*Agreement*” means this agreement as set forth above, inclusive of all exhibits.
4. “*Alleged Harms*” means the alleged past, present, and future financial, societal, and related expenditures arising out of the alleged misuse and abuse of opioid products, non-exclusive examples of which are described in the documents listed on Exhibit A, that have allegedly arisen as a result of the physical and bodily injuries sustained by individuals suffering from opioid-related addiction, abuse, death, and other related diseases and disorders, and that have allegedly been caused by Janssen.
5. “*Allocation Statute*” means a state law that governs allocation, distribution, and/or use of some or all of the Settlement Fund amounts allocated to that State and/or its Subdivisions. In addition to modifying the allocation, as set forth in subsection VI.D.2, an Allocation Statute may, without limitation, contain a Statutory Trust, further restrict expenditure of funds, form an advisory committee, establish oversight and reporting requirements, or address other default provisions and other matters related to the funds. An Allocation Statute is not required to address all three (3) types of funds comprising the Settlement Fund or all default provisions.
6. “*Annual Payment*” means the total amount payable to the Settlement Fund by Janssen on the Payment Date each year in 2023 and onward, as calculated by the Settlement Fund Administrator pursuant to Section V. For the avoidance of doubt, this term does not include the Additional Restitution Amount or amounts paid pursuant to Section XI.
7. “*Appropriate Official*” means the official defined in subsection XIII.E.

8. “*Attorney Fee Fund*” means an account consisting of funds allocated to pay attorneys’ fees and costs pursuant to the agreement on attorneys’ fees and costs attached as Exhibit R.
9. “*Bar*” means either (1) a ruling by the highest court of the State or the intermediate court of appeals when not subject to further review by the highest court of the State in a State with a single intermediate court of appeals setting forth the general principle that no Subdivisions or Special Districts in the State may maintain Released Claims against Released Entities, whether on the ground of the Agreement (or the release in it) or otherwise; (2) a law barring Subdivisions and Special Districts in the State from maintaining or asserting Released Claims against Released Entities (either through a direct bar or through a grant of authority to release claims and that authority is exercised in full); or (3) a Settlement Class Resolution in the State with full force and effect. For the avoidance of doubt, a law or ruling that is conditioned or predicated upon payment by a Released Entity (apart from payments by Janssen incurred under the Agreement) shall not constitute a Bar.
10. “*Case-Specific Resolution*” means either (1) a law barring specified Subdivisions or Special Districts from maintaining Released Claims against Released Entities (either through a direct bar or through a grant of authority to release claims and that authority is exercised in full); (2) a ruling by a court of competent jurisdiction over a particular Subdivision or Special District that has the legal effect of barring the Subdivision or Special District from maintaining any Released Claims at issue against Released Entities, whether on the ground of the Agreement (or the release in it) or otherwise; or (3) in the case of a Special District, a release consistent with Section IV below. For the avoidance of doubt, a law, ruling, or release that is conditioned or predicated upon a post-Effective Date payment by a Released Entity (apart from payments by Janssen incurred under the Agreement or injunctive relief obligations incurred by it) shall not constitute a Case-Specific Resolution.
11. “*Claim*” means any past, present or future cause of action, claim for relief, cross-claim or counterclaim, theory of liability, demand, derivative claim, request, assessment, charge, covenant, damage, debt, lien, loss, penalty, judgment, right, obligation, dispute, suit, contract, controversy, agreement, parens patriae claim, promise, performance, warranty, omission, or grievance of any nature whatsoever, whether legal, equitable, statutory, regulatory or administrative, whether arising under federal, state or local common law, statute, regulation, guidance, ordinance or principles of equity, whether filed or unfiled, whether asserted or unasserted, whether known or unknown, whether accrued or unaccrued, whether foreseen, unforeseen or unforeseeable, whether discovered or undiscovered, whether suspected or unsuspected, whether fixed or contingent, and whether existing or hereafter arising, in all such cases, including but not limited to any request for declaratory, injunctive, or equitable relief, compensatory, punitive, or statutory damages, absolute liability, strict liability, restitution, subrogation, contribution, indemnity, apportionment, disgorgement, reimbursement, attorney fees, expert

fees, consultant fees, fines, penalties, expenses, costs or any other legal, equitable, civil, administrative, or regulatory remedy whatsoever.

12. “*Claim Over*” means a Claim asserted by a Non-Released Entity against a Released Entity on the basis of contribution, indemnity, or other claim-over on any theory relating to a Non-Party Covered Conduct Claim asserted by a Releasor.
13. “*Compensatory Restitution Amount*” means the aggregate amount of payments by Janssen hereunder other than amounts paid as attorneys’ fees and costs or identified pursuant to subsection VI.B.2 as being used to pay attorneys’ fees and investigation costs or litigation costs.
14. “*Consent Judgment*” means a state-specific consent judgment in a form to be agreed upon by the Settling States, Participating Subdivisions, and Janssen prior to the Initial Participation Date that, among other things, (1) approves this Agreement and (2) provides for the release set forth in Section IV, including the dismissal with prejudice of any Released Claims that the Settling State has brought against Released Entities.
15. “*Court*” means the respective court for each Settling State to which the Agreement and the Consent Judgment are presented for approval and/or entry as to that Settling State, or the Northern District of Ohio for purposes of administering the Attorney Fee Fund and any related fee and cost agreements.
16. “*Covered Conduct*” means any actual or alleged act, failure to act, negligence, statement, error, omission, breach of any duty, conduct, event, transaction, agreement, misstatement, misleading statement or other activity of any kind whatsoever from the beginning of time through the Reference Date (and any past, present, or future consequence of any such act, failure to act, negligence, statement, error, omission, breach of duty, conduct, event, transaction, agreement, misstatement, misleading statement or other activity) relating in any way to (a) the discovery, development, manufacture, packaging, repackaging, marketing, promotion, advertising, labeling, recall, withdrawal, distribution, delivery, monitoring, reporting, supply, sale, prescribing, dispensing, physical security, warehousing, use or abuse of, or operating procedures relating to any Product, or any system, plan, policy, or advocacy relating to any Product or class of Products, including but not limited to any unbranded promotion, marketing, programs, or campaigns relating to any Product or class of Products; (b) the characteristics, properties, risks, or benefits of any Product; (c) the reporting, disclosure, non-reporting or non-disclosure to federal, state or other regulators of orders for any Product placed with any Released Entity; (d) the selective breeding, harvesting, extracting, purifying, exporting, importing, applying for quota for, procuring quota for, handling, promoting, manufacturing, processing, packaging, supplying, distributing, converting, or selling of, or otherwise engaging in any activity relating to, precursor or component Products, including but not limited to natural, synthetic, semi-synthetic or chemical raw materials, starting materials, finished

active pharmaceutical ingredients, drug substances, or any related intermediate Products; or (e) diversion control programs or suspicious order monitoring related to any Product.

17. “*Designated State*” means New York.
18. “*Effective Date*” means the date sixty (60) days after the Reference Date.
19. “*Enforcement Committee*” means a committee consisting of representatives of the Settling States and of the Participating Subdivisions. Exhibit B contains the organizational bylaws of the Enforcement Committee. Notice pursuant to subsection XIII.O shall be provided when there are changes in membership or contact information.
20. “*Global Settlement Abatement Amount*” means the abatement amount of \$4,534,615,385.
21. “*Global Settlement Amount*” means \$5 billion, which shall be divided into the Global Settlement Abatement Amount, the Additional Restitution Amount, and the Global Settlement Attorney Fee Amount.
22. “*Global Settlement Attorney Fee Amount*” means the attorney fee amount of \$398,076,923.
23. “*Incentive A*” means the incentive payment described in subsection V.E.4.
24. “*Incentive B*” means the incentive payment described in subsection V.E.5.
25. “*Incentive C*” means the incentive payment described in subsection V.E.6.
26. “*Incentive D*” means the incentive payment described in subsection V.E.7.
27. “*Incentive Payment Final Eligibility Date*” means, with respect to a Settling State, the date that is the earliest of (1) three years after the Effective Date; (2) the date of completion of opening statements in a trial of any action brought by a Subdivision in that State that includes a Released Claim against a Released Entity when such date is more than two (2) years after the Effective Date; or (3) two (2) years after the Effective Date in the event a trial of an action brought by a Subdivision in that State that includes a Released Claim against a Released Entity began after the Initial Participation Date but before two (2) years after the Effective Date.
28. “*Initial Participating Subdivision*” means a Subdivision that meets the requirements set forth in subsection VII.D.
29. “*Initial Participation Date*” means the date one hundred twenty (120) days after the Preliminary Agreement Date, unless it is extended by written agreement of Janssen and the Enforcement Committee.

30. “*Initial Year Payment*” means the total amount payable to the Settlement Fund by Janssen on each of the two Payment Dates in 2022, as calculated by the Settlement Fund Administrator pursuant to Section V. For the avoidance of doubt, this term does not include the Additional Restitution Amount or amounts paid pursuant to Section XI.
31. “*Injunctive Relief Terms*” means the terms described in Section III and set forth in Exhibit P.
32. “*Janssen*” means Johnson & Johnson, Janssen Pharmaceuticals, Inc., Ortho-McNeil-Janssen Pharmaceuticals, Inc., and Janssen Pharmaceutica, Inc.
33. “*Later Litigating Special District*” means a Special District (or Special District official asserting the right of or for the Special District to recover for alleged harms to the Special District and/or the people thereof) that is not a Litigating Special District and that files a lawsuit bringing a Released Claim against a Released Entity, or that adds such a claim to a pre-existing lawsuit, after the Preliminary Agreement Date. It may also include a Litigating Special District whose claims were resolved by a judicial Bar or Case-Specific Resolution which is later revoked following the execution date of this Agreement, when such Litigating Special District takes any affirmative step in its lawsuit other than seeking a stay or removal.
34. “*Later Litigating Subdivision*” means a Subdivision (or Subdivision official asserting the right of or for the Subdivision to recover for alleged harms to the Subdivision and/or the people thereof) that is not a Litigating Subdivision and that files a lawsuit bringing a Released Claim against a Released Entity, or that adds such a claim to a pre-existing lawsuit, after the Trigger Date. It may also include a Litigating Subdivision whose claims were resolved by a judicial Bar or Case-Specific Resolution which is later revoked following the execution date of this Agreement, when such Litigating Subdivision takes any affirmative step in its lawsuit other than seeking a stay or removal.
35. “*Later Participating Subdivision*” means a Participating Subdivision that meets the requirements of subsection VII.E but is not an Initial Participating Subdivision.
36. “*Litigating Special District*” means a Special District (or Special District official) that brought any Released Claims against any Released Entities on or before the Preliminary Agreement Date that were not separately resolved prior to that date. A list of Litigating Special Districts will be agreed to by the parties and attached hereto as of the Preliminary Agreement Date.
37. “*Litigating Subdivision*” means a Subdivision (or Subdivision official asserting the right of or for the Subdivision to recover for alleged harms to the Subdivision and/or the people thereof) that brought any Released Claim against any Released Entity prior to the Trigger Date that were not separately resolved prior to that

Trigger Date. A Prior Litigating Subdivision shall not be considered a Litigating Subdivision. Exhibit C is an agreed list of the Litigating Subdivisions. Exhibit C will be updated (including with any corrections) periodically, and a final version of Exhibit C will be attached hereto as of the Reference Date.

38. “*National Arbitration Panel*” means the panel described in subsection XII.F.
39. “*National Disputes*” means the disputes described in subsection XII.F.
40. “*Non-Litigating Special District*” means a Special District that is neither a Litigating Special District nor a Later Litigating Special District.
41. “*Non-Litigating Subdivision*” means a Subdivision that is neither a Litigating Subdivision nor a Later Litigating Subdivision.
42. “*Non-Participating Subdivision*” means a Subdivision that is not a Participating Subdivision.
43. “*Non-Party Covered Conduct Claim*” means a Claim against any Non-Released Entity involving, arising out of, or related to Covered Conduct (or conduct that would be Covered Conduct if engaged in by a Released Entity).
44. “*Non-Party Settlement*” means a settlement by any Releasor that settles any Non-Party Covered Conduct Claim and includes a release of any Non-Released Entity.
45. “*Non-Released Entity*” means an entity that is not a Released Entity.
46. “*Non-Settling State*” means a State that is not a Settling State.
47. “*Opioid Remediation*” means care, treatment, and other programs and expenditures (including reimbursement for past such programs or expenditures except where this Agreement restricts the use of funds solely to future Opioid Remediation) designed to (1) address the misuse and abuse of opioid products, (2) treat or mitigate opioid use or related disorders, or (3) mitigate other alleged effects of the opioid abuse crisis, including on those injured as a result of the opioid abuse crisis. Exhibit E provides a non-exhaustive list of expenditures that qualify as being paid for Opioid Remediation. Qualifying expenditures may include reasonable related administrative expenses.
48. “*Overall Allocation Percentage*” means a Settling State’s percentage as set forth in Exhibit F. The aggregate Overall Allocation Percentages of all States (including Settling States and Non-Settling States) shall equal 100%.
49. “*Participating Special District*” means a Special District that executes a release consistent with Section IV below and meets the requirements for becoming a Participating Special District under Section VII.

50. “*Participating Subdivision*” means a Subdivision that meets the requirements for becoming a Participating Subdivision under Section VII. Participating Subdivisions include both Initial Participating Subdivisions and Later Participating Subdivisions. Subdivisions eligible to become Participating Subdivisions are listed in Exhibit G. A Settling State may add additional Subdivisions to Exhibit G at any time prior to the Initial Participation Date.
51. “*Participation Tier*” means the level of participation in this Agreement as determined pursuant to subsection VIII.C using the criteria set forth in Exhibit H.
52. “*Parties*” means Janssen and the Settling States (each, a “*Party*”).
53. “*Payment Date*” means the date on which Janssen makes its payments pursuant to Section V and Exhibit M.
54. “*Payment Year*” means the calendar year during which the applicable Initial Year Payments or Annual Payments are due pursuant to subsection V.B. Payment Year 1 is 2022, Payment Year 2 is 2023 and so forth. References to payment “for a Payment Year” mean the Initial Year Payments or Annual Payment due during that year. References to eligibility “for a Payment Year” mean eligibility in connection with the Initial Year Payments or Annual Payment due during that year.
55. “*Preliminary Agreement Date*” means the date on which Janssen gives notice to the Settling States and MDL PEC of its determination that a sufficient number of States have agreed to be Settling States. This date shall be no more than fourteen (14) days after the end of the notice period to States, unless it is extended by written agreement of Janssen and the Enforcement Committee.
56. “*Primary Subdivision*” means a Subdivision that has a population of 30,000 or more. A list of Primary Subdivisions in each State is provided in Exhibit I.
57. “*Prior Litigating Subdivision*” means a Subdivision (or Subdivision official asserting the right of or for the Subdivision to recover for alleged harms to the Subdivision and/or the people thereof) that brought any Released Claim against any Released Entity prior to the Trigger Date and all such Released Claims were separately settled or finally adjudicated prior to the Trigger Date; *provided, however,* that if the final adjudication was pursuant to a Bar, such Subdivision shall not be considered a Prior Litigating Subdivision. Notwithstanding the prior sentence, Janssen and the State of the relevant Subdivision may agree in writing that such Subdivision shall not be considered a Prior Litigating Subdivision.
58. “*Product*” means any chemical substance, whether used for medicinal or non-medicinal purposes, and whether natural, synthetic, or semi-synthetic, or any finished pharmaceutical product made from or with such substance, that is an opioid or opiate, as well as any product containing any such substance. It also includes: 1) the following when used in combination with opioids or opiates: benzodiazepine, carisoprodol, zolpidem, or gabapentin; and 2) a combination or

“cocktail” of any stimulant or other chemical substance prescribed, sold, bought, or dispensed to be used together that includes opioids or opiates. For the avoidance of doubt, “Product” does not include benzodiazepine, carisoprodol, zolpidem, or gabapentin when not used in combination with opioids or opiates. “Product” includes but is not limited to any substance consisting of or containing buprenorphine, codeine, fentanyl, hydrocodone, hydromorphone, meperidine, methadone, morphine, naloxone, naltrexone, oxycodone, oxymorphone, tapentadol, tramadol, opium, heroin, carfentanil, any variant of these substances, or any similar substance. “Product” also includes any natural, synthetic, semi-synthetic or chemical raw materials, starting materials, finished active pharmaceutical ingredients, drug substances, and any related intermediate products used or created in the manufacturing process for any of the substances described in the preceding sentence.

59. “*Reference Date*” means the date on which Janssen is to inform the Settling States and MDL PEC of its determination whether there is sufficient resolution of claims and potential claims at the Subdivision level to go forward with the settlement. The Reference Date shall be thirty (30) days after the Initial Participation Date, unless it is extended by written agreement of Janssen and the Enforcement Committee.
60. “*Released Claims*” means any and all Claims that directly or indirectly are based on, arise out of, or in any way relate to or concern the Covered Conduct occurring prior to the Reference Date. Without limiting the foregoing, “Released Claims” include any Claims that have been asserted against the Released Entities by any Settling State or any of its Litigating Subdivisions or Litigating Special Districts in any federal, state or local action or proceeding (whether judicial, arbitral, or administrative) based on, arising out of or relating to, in whole or in part, the Covered Conduct, or any such Claims that could be or could have been asserted now or in the future in those actions or in any comparable action or proceeding brought by a State, any of its Subdivisions or Special Districts, or any Releasors (whether or not such State, Subdivision, Special District, or Releasor has brought such action or proceeding). Released Claims also include all Claims asserted in any proceeding to be dismissed pursuant to the Agreement, whether or not such claims relate to Covered Conduct. The Parties intend that “Released Claims” be interpreted broadly. This Agreement does not release Claims by private individuals. It is the intent of the Parties that Claims by private individuals be treated in accordance with applicable law. Released Claims is also used herein to describe Claims brought by a Later Litigating Subdivision or other non-party Subdivision or Special District that would have been Released Claims if they had been brought by a Releasor against a Released Entity.
61. “*Released Entities*” means Janssen and (1) all of Janssen’s past and present direct or indirect parents, subsidiaries, divisions, predecessors, successors, assigns, including Noramco, Inc. and Tasmanian Alkaloids PTY. LTD.; (2) the past and present direct or indirect subsidiaries, divisions, and joint ventures, of any of the foregoing; (3) all of Janssen’s insurers (solely in their role as insurers with respect

to the Released Claims); (4) all of Janssen's, or of any entity described in subsection (1), past and present joint ventures; and (5) the respective past and present officers, directors, members, shareholders (solely in their capacity as shareholders of the foregoing entities), partners, trustees, agents, and employees of any of the foregoing (for actions that occurred during and related to their work for, or employment with, Janssen). Any person or entity described in subsections (3)-(5) shall be a Released Entity solely in the capacity described in such clause and shall not be a Released Entity with respect to its conduct in any other capacity. For the avoidance of doubt, the entities listed in Exhibit Q are not Released Entities; *and provided further* that any joint venture partner of Janssen or Janssen's subsidiary is not a Released Entity unless it falls within subsections (1)-(5) above. A list of Janssen's present subsidiaries and affiliates can be found at <https://johnsonandjohnson.gcs-web.com/static-files/f61ae5f3-ff03-46c1-bfc9-174947884db2>. Janssen's predecessor entities include but are not limited to those entities listed on Exhibit J. For the avoidance of doubt, any entity acquired, or joint venture entered into, by Janssen after the Reference Date is not a Released Entity.

62. “*Releasers*” means (1) each Settling State; (2) each Participating Subdivision; and (3) without limitation and to the maximum extent of the power of each Settling State's Attorney General and/or Participating Subdivision to release Claims, (a) the Settling State's and Participating Subdivision's departments, agencies, divisions, boards, commissions, Subdivisions, districts, instrumentalities of any kind and attorneys, including its Attorney General, and any person in their official capacity whether elected or appointed to serve any of the foregoing and any agency, person, or other entity claiming by or through any of the foregoing, (b) any public entities, public instrumentalities, public educational institutions, unincorporated districts, fire districts, irrigation districts, water districts, law enforcement districts, emergency services districts, school districts, hospital districts and other Special Districts in a Settling State, and (c) any person or entity acting in a *parens patriae*, sovereign, quasi-sovereign, private attorney general, *qui tam*, taxpayer, or other capacity seeking relief on behalf of or generally applicable to the general public with respect to a Settling State or Subdivision in a Settling State, whether or not any of them participate in the Agreement. The inclusion of a specific reference to a type of entity in this definition shall not be construed as meaning that the entity is not a Subdivision. In addition to being a Releaser as provided herein, a Participating Subdivision shall also provide the Subdivision Settlement Participation Form or the Election and Release Form referenced in Section VII providing for a release to the fullest extent of the Participating Subdivision's authority, which shall be attached as an exhibit to the Agreement. Each Settling State's Attorney General represents that he or she has or has obtained (or will obtain no later than the Initial Participation Date) the authority set forth in the Representation and Warranty subsection of Section IV.
63. “*Revocation Event*” means with respect to a Bar, Settlement Class Resolution, or Case-Specific Resolution, a legislative amendment or a revocation, rescission, reversal, overruling, or interpretation that in any way limits the effect of such Bar,

Settlement Class Resolution, or Case-Specific Resolution on Released Claims or any other action or event that otherwise deprives the Bar, Settlement Class Resolution or Case-Specific Resolution of force or effect in any material respect.

64. “*Settlement Class Resolution*” means a class action resolution in a court of competent jurisdiction in a Settling State with respect to a class of Subdivisions and Special Districts in that State that (1) conforms with that Settling State’s statutes, case law, and/or rules of procedure regarding class actions; (2) is approved and entered as an order of a court of competent jurisdiction in that State and has become final as defined in “State-Specific Finality”; (3) is binding on all Non-Participating Subdivisions and Special Districts in that State (other than opt outs as permitted under the next sentence); (4) provides that all such Non-Participating Subdivisions or Special Districts may not bring Released Claims against Released Entities, whether on the ground of the Agreement (or the releases herein) or otherwise; and (5) does not impose any costs or obligations on Janssen other than those provided for in the Agreement, or contain any provision inconsistent with any provision of the Agreement. If applicable state law requires that opt-out rights be afforded to members of the class, a class action resolution otherwise meeting the foregoing requirements shall qualify as a Settlement Class Resolution unless Subdivisions collectively representing more than 1% of the total population of all of that State’s Subdivisions listed in Exhibit G opt out. In seeking certification of any Settlement Class, the applicable State and Participating Subdivisions shall make clear that certification is sought solely for settlement purposes and shall have no applicability beyond approval of the settlement for which certification is sought. Nothing in this Agreement constitutes an admission by any Party that class certification would be appropriate for litigation purposes in any case.
65. “*Settlement Fund*” means the interest-bearing fund established under the Agreement into which all payments by Janssen are made other than amounts paid as attorneys’ fees and costs or identified pursuant to subsection VI.B.2 as being used to pay attorneys’ fees and costs. The Settlement Fund comprises the Abatement Accounts Fund, State Fund, and Subdivision Fund.
66. “*Settlement Fund Administrator*” means the entity that determines the Annual Payments (including calculating Incentive Payments pursuant to Section V) and any amounts subject to suspension or offset pursuant to Sections V and IX), determines the Participation Tier, and administers and distributes amounts into the Settlement Fund. The duties of the Settlement Fund Administrator shall be governed by this Agreement. Prior to the Initial Participation Date, the Parties shall agree to selection and removal processes for and a detailed description of the Settlement Fund Administrator’s duties, including a detailed mechanism for paying the Settlement Fund Administrator’s fees and costs, all of which shall be appended to the Agreement as Exhibit L.

67. “*Settlement Fund Escrow*” means the interest-bearing escrow fund established pursuant to this Agreement to hold disputed or suspended payments made under this Agreement.
68. “*Settlement Payment Schedule*” means the schedule of payments attached to this Agreement as Exhibit M. A revised Settlement Payment Schedule will be substituted for Exhibit M after any offsets, reductions, or suspensions under Sections V and IX are determined.
69. “*Settling State*” means any State that has entered the Agreement.
70. “*Special District*” means a formal and legally recognized sub-entity of a State that is authorized by State law to provide one or a limited number of designated functions, including but not limited to school districts, fire districts, healthcare & hospital districts, and emergency services districts. Special Districts do not include sub-entities of a State that provide general governance for a defined area that would qualify as a Subdivision.
71. “*State*” means any state of the United States of America, the District of Columbia, American Samoa, Guam, the Northern Mariana Islands, Puerto Rico, and the U.S. Virgin Islands. Additionally, the use of non-capitalized “state” to describe something (e.g., “state court”) shall also be read to include parallel entities in commonwealths, territories, and the District of Columbia (e.g., “territorial court”).
72. “*State Fund*” means a component of the Settlement Fund described in subsection VI.C.
73. “*State-Specific Finality*” means, with respect to the Settling State in question:
- a. the Agreement and the Consent Judgment have been approved and entered by the Court as to Janssen, including the release of all Released Claims against Released Entities as provided in this Agreement;
 - b. for all lawsuits brought by the Settling State against Released Entities for Released Claims, either previously filed or filed as part of the entry of the Consent Judgment, the Court has stated in the Consent Judgment or otherwise entered an order finding that all Released Claims against Released Entities asserted in the lawsuit have been resolved by agreement; and
 - c. (1) the time for appeal or to seek review of or permission to appeal from the approval and entry as described in subsection (a) hereof and entry of such order described in subsection (b) hereof has expired; or (2) in the event of an appeal, the appeal has been dismissed or denied, or the approval and entry described in (a) hereof and the order described in subsection (b) hereof have been affirmed in all material respects (to the extent challenged in the appeal) by the court of last resort to which such appeal has been taken and such dismissal or affirmance has become no

longer subject to further appeal (including, without limitation, review by the United States Supreme Court).

74. “*State-Subdivision Agreement*” means an agreement that a Settling State reaches with the Subdivisions in that State regarding the allocation, distribution, and/or use of funds allocated to that State and to Participating Subdivisions in that State. A State-Subdivision Agreement shall be effective if approved pursuant to the provisions of Exhibit O or if adopted by statute. Preexisting agreements addressing funds other than those allocated pursuant to this Agreement shall qualify if the approval requirements of Exhibit O are met. A State and its Subdivisions may revise, supplement, or refine a State-Subdivision Agreement if approved pursuant to the provisions of Exhibit O or if adopted by statute.
75. “*Statutory Trust*” means a trust fund established by state law to receive funds allocated to a State’s Abatement Accounts Fund and restrict their expenditure to Opioid Remediation purposes subject to reasonable administrative expenses. A State may give a Statutory Trust authority to allocate one or more of the three Settlement Funds, but this is not required.
76. “*Subdivision*” means a formal and legally recognized sub-entity of a State that provides general governance for a defined area, including a county, parish, city, town, village, or similar entity. Unless otherwise specified, “Subdivision” includes all functional counties and parishes and other functional levels of sub-entities of a State that provide general governance for a defined area. Historic, non-functioning sub-entities of a State (such as Connecticut counties) are not Subdivisions, unless the entity has filed a lawsuit that includes a Released Claim against a Released Entity in a direct, parens patriae, or any other capacity. For purposes of this Agreement, the term Subdivision does not include Special Districts. A list of Subdivisions by state will be agreed to prior to any Subdivision sign-on period.
77. “*Subdivision Allocation Percentage*” means for Subdivisions in a Settling State that are eligible to receive an allocation from the Subdivision Fund pursuant to subsection VI.C or subsection VI.D, the percentage as set forth in Exhibit G. The aggregate Subdivision Allocation Percentage of all Subdivisions receiving a Subdivision Allocation Percentage in each State shall equal 100%. Immediately upon the effectiveness of any State-Subdivision Agreement, Allocation Statute, Statutory Trust, or voluntary redistribution allowed by subsection VI.D.3 (or upon the effectiveness of an amendment to any State-Subdivision Agreement, Allocation Statute, Statutory Trust, or voluntary redistribution allowed by subsection VI.D.3) that addresses allocation from the Subdivision Fund, or upon any, whether before or after the Initial Participation Date, Exhibit G will automatically be amended to reflect the allocation from the Subdivision Fund pursuant to the State-Subdivision Agreement, Allocation Statute, Statutory Trust, or voluntary redistribution allowed by Section V.D.3. The Subdivision Allocation Percentages contained in Exhibit G may not change once notice is distributed pursuant to subsection VII.A, except upon the effectiveness of any State-

Subdivision Agreement, Allocation Statute, Statutory Trust, or voluntary redistribution allowed by subsection VI.D.3 (or upon the effectiveness of an amendment to any State-Subdivision Agreement, Allocation Statute, Statutory Trust, or voluntary redistribution allowed by subsection VI.D.3) that addresses allocation from the Subdivision Fund. For the avoidance of doubt, no Subdivision not listed on Exhibit G shall receive an allocation from the Subdivision Fund and no provision of this Agreement shall be interpreted to create such an entitlement.

78. “*Subdivision Fund*” means a component of the Settlement Fund described in subsection VI.C.
79. “*Subdivision Settlement Participation Form*” means the form attached as Exhibit K that Participating Subdivisions must execute and return to the Settlement Fund Administrator, and which shall (1) make such Participating Subdivisions signatories to this Agreement, (2) include a full and complete release of any and of such Subdivision’s claims, and (3) require the prompt dismissal with prejudice of any Released Claims that have been filed by any such Participating Subdivision.
80. “*Threshold Motion*” means a motion to dismiss or equivalent dispositive motion made at the outset of litigation under applicable procedure. A Threshold Motion must include as potential grounds for dismissal, any applicable Bar or the relevant release by a Settling State or Participating Subdivision provided under this Agreement and, where appropriate under applicable law, any applicable limitations defense.
81. “*Trigger Date*” means, in the case of a Primary Subdivision, the Reference Date, or, in the case of all other Subdivisions, the Preliminary Agreement Date.

II. Participation by States and Condition to Preliminary Agreement

- A. *Notice to States.* On July 22, 2021 this Agreement shall be distributed to all States. The States’ Attorneys General shall then have a period of thirty (30) days to decide whether to become Settling States. States that determine to become Settling States shall so notify the National Association of Attorneys General and Janssen and shall further commit to obtaining any necessary additional State releases prior to the Reference Date. This notice period may be extended by written agreement of Janssen and the Enforcement Committee.
- B. *Condition to Preliminary Agreement.* Following the notice period set forth in subsection II.A above, Janssen shall determine on or before the Preliminary Agreement Date whether, in its sole discretion, enough States have agreed to become Settling States to proceed with notice to Subdivisions as set forth in Section VII below. If Janssen determines that this condition has been satisfied, and that notice to the Litigating Subdivisions should proceed, it will so notify the Settling States by providing notice to the Enforcement Committee and Settlement Fund Administrator on the Preliminary Agreement Date. If Janssen determines that this condition has not been satisfied, it will so

notify the Settling States by providing notice to the Enforcement Committee and Settlement Fund Administrator, and this Agreement will have no further effect and all releases and other commitments or obligations contained herein will be void.

- C. *Later Joinder by States.* After the Preliminary Agreement Date, a State may only become a Settling State with the consent of Janssen, in its sole discretion. If a State becomes a Settling State more than sixty (60) days after the Preliminary Agreement Date, but on or before January 1, 2022, the Subdivisions and Special Districts in that State that become Participating Subdivisions and Participating Special Districts within ninety (90) days of the State becoming a Settling State shall be considered Initial Participating Subdivisions or Initial Participating Special Districts. A State may not become a Settling State after January 1, 2022.

III. Injunctive Relief

- A. *Entry of Injunctive Relief.* As part of the Consent Judgment, the Parties agree to the injunctive relief terms attached as Exhibit P.

IV. Release

- A. *Scope.* As of the Effective Date, the Released Entities will be released and forever discharged from all of the Releasers' Released Claims. Each Settling State (for itself and its Releasers) and Participating Subdivision (for itself and its Releasers) will, on or before the Effective Date, absolutely, unconditionally, and irrevocably covenant not to bring, file, or claim, or to cause, assist in bringing, or permit to be brought, filed, or claimed, or to otherwise seek to establish liability for any Released Claims against any Released Entity in any forum whatsoever. The releases provided for in the Agreement are intended by the Parties to be broad and shall be interpreted so as to give the Released Entities the broadest possible bar against any liability relating in any way to Released Claims and extend to the full extent of the power of each Settling State and its Attorney General to release claims. The Release shall be a complete bar to any Released Claim.
- B. *Claim Over and Non-Party Settlement.*

1. *Statement of Intent.* It is the intent of the Parties that:
 - a. Released Entities should not seek contribution or indemnification (other than pursuant to an insurance contract) from other parties for their payment obligations under this Settlement Agreement;
 - b. the payments made under this Settlement Agreement shall be the sole payments made by the Released Entities to the Releasers involving, arising out of, or related to Covered Conduct (or conduct that would be Covered Conduct if engaged in by a Released Entity);
 - c. Claims by Releasers against non-Parties should not result in additional payments by Released Entities, whether through contribution, indemnification or any other means; and

- d. the Settlement meets the requirements of the Uniform Contribution Among Joint Tortfeasors Act and any similar state law or doctrine that reduces or discharges a released party's liability to any other parties.
 - e. The provisions of this subsection IV.B are intended to be implemented consistent with these principles. This Agreement and the releases and dismissals provided for herein are made in good faith.
2. *Contribution/Indemnity Prohibited.* No Released Entity shall seek to recover for amounts paid under this Agreement based on indemnification, contribution, or any other theory from a manufacturer, pharmacy, hospital, pharmacy benefit manager, health insurer, third-party vendor, trade association, distributor, or health care practitioner, provided that a Released Entity shall be relieved of this prohibition with respect to any entity that asserts a Claim-Over against it. For the avoidance of doubt, nothing herein shall prohibit a Released Entity from recovering amounts owed pursuant to insurance contracts.
3. *Non-Party Settlement.* To the extent that, on or after the Reference Date, any Releasor enters into a Non-Party Settlement, including in any bankruptcy case or through any plan of reorganization (whether individually or as a class of creditors), the Releasor will include (or in the case of a Non-Party Settlement made in connection with a bankruptcy case, will cause the debtor to include), unless prohibited from doing so under applicable law, in the Non-Party Settlement a prohibition on contribution or indemnity of any kind substantially equivalent to that required from Janssen in subsection IV.B.2, or a release from such Non-Released Entity in favor of the Released Entities (in a form equivalent to the releases contained in this Agreement) of any Claim-Over. The obligation to obtain the prohibition and/or release required by this subsection is a material term of this Agreement.
4. *Claim-Over.* In the event that any Releasor obtains a judgment with respect to Non-Party Covered Conduct against a Non-Released Entity that does not contain a prohibition like that in subsection IV.B.3, or any Releasor files a Non-Party Covered Conduct Claim against a non-Released Entity in bankruptcy or a Releasor is prevented for any reason from obtaining a prohibition/release in a Non-Party Settlement as provided in subsection IV.B.3, and such Non-Released Entity asserts a Claim-Over against a Released Entity, that Releasor and Janssen shall take the following actions to ensure that the Released Entities do not pay more with respect to Covered Conduct to Releasors or to Non-Released Entities than the amounts owed under this Settlement Agreement by Janssen:
- a. Janssen shall notify that Releasor of the Claim-Over within sixty (60) days of the assertion of the Claim-Over or sixty (60) days of the Effective Date of this Settlement Agreement, whichever is later;
 - b. Janssen and that Releasor shall meet and confer concerning the means to hold Released Entities harmless and ensure that it is not required to pay

more with respect to Covered Conduct than the amounts owed by Janssen under this Settlement Agreement;

- c. That Releasor and Janssen shall take steps sufficient and permissible under the law of the State of the Releasor to hold Released Entities harmless from the Claim-Over and ensure Released Entities are not required to pay more with respect to Covered Conduct than the amounts owed by Janssen under this Settlement Agreement. Such steps may include, where permissible:
- (1) Filing of motions to dismiss or such other appropriate motion by Janssen or Released Entities, and supported by Releasors, in response to any claim filed in litigation or arbitration;
 - (2) Reduction of that Releasor's Claim and any judgment it has obtained or may obtain against such Non-Released Entity by whatever amount or percentage is necessary to extinguish such Claim-Over under applicable law, up to the amount that Releasor has obtained, may obtain, or has authority to control from such Non-Released Entity;
 - (3) Placement into escrow of funds paid by the Non-Released Entities such that those funds are available to satisfy the Claim-Over;
 - (4) Return of monies paid by Janssen to that Releasor under this Settlement Agreement to permit satisfaction of a judgment against or settlement with the Non-Released Entity to satisfy the Claim-Over;
 - (5) Payment of monies to Janssen by that Releasor to ensure it is held harmless from such Claim-Over, up to the amount that Releasor has obtained, may obtain, or has authority to control from such Non-Released Entity;
 - (6) Credit to Janssen under this Settlement Agreement to reduce the overall amounts to be paid under the Settlement Agreement such that it is held harmless from the Claim-Over; and
 - (7) Such other actions as that Releasor and Janssen may devise to hold Janssen harmless from the Claim Over.
- d. The actions of that Releasor and Janssen taken pursuant to paragraph (c) must, in combination, ensure Janssen is not required to pay more with respect to Covered Conduct than the amounts owed by Janssen under this Settlement Agreement.
- e. In the event of any dispute over the sufficiency of the actions taken pursuant to paragraph (c), that Releasor and Janssen may seek review by

the National Arbitration Panel, provided that, if the parties agree, such dispute may be heard by the state court where the relevant Consent Judgment was filed. The National Arbitration Panel shall have authority to require Releasers to implement a remedy that includes one or more of the actions specified in paragraph (c) sufficient to hold Released Entities fully harmless. In the event that the panel's actions do not result in Released Entities being held fully harmless, Janssen shall have a claim for breach of this Settlement Agreement by Releasers, with the remedy being payment of sufficient funds to hold Janssen harmless from the Claim-Over. For the avoidance of doubt, the prior sentence does not limit or eliminate any other remedy that Janssen may have.

5. To the extent that the Claim-Over is based on a contractual indemnity, the obligations under subsection IV.B.4 shall extend solely to a Non-Party Covered Conduct Claim against a pharmacy, clinic, hospital or other purchaser or dispenser of Products, a manufacturer that sold Products, a consultant, and/or a pharmacy benefit manager or other third-party payor. Janssen shall notify the Settling States, to the extent permitted by applicable law, in the event that any of these types of Non-Released Entities asserts a Claim-Over arising out of contractual indemnity against it.

- C. *General Release.* In connection with the releases provided for in the Agreement, each Settling State (for itself and its Releasers) and Participating Subdivision expressly waives, releases, and forever discharges any and all provisions, rights, and benefits conferred by any law of any state or territory of the United States or other jurisdiction, or principle of common law, which is similar, comparable, or equivalent to § 1542 of the California Civil Code, which reads:

General Release; extent. A general release does not extend to claims that the creditor or releasing party does not know or suspect to exist in his or her favor at the time of executing the release that, if known by him or her, would have materially affected his or her settlement with the debtor or released party.

A Releaser may thereafter discover facts other than or different from those which it knows, believes, or assumes to be true with respect to the Released Claims, but each Settling State (for itself and its Releasers) and Participating Subdivision hereby expressly waives and fully, finally, and forever settles, releases, and discharges, upon the Effective Date, any and all Released Claims that may exist as of such date but which Releasers do not know or suspect to exist, whether through ignorance, oversight, error, negligence or through no fault whatsoever, and which, if known, would materially affect the Settling States' decision to enter into the Agreement or the Participating Subdivisions' decision to participate in the Agreement.

- D. *Res Judicata.* Nothing in the Agreement shall be deemed to reduce the scope of the res judicata or claim preclusive effect that the settlement memorialized in the Agreement,

and/or any Consent Judgment or other judgment entered on the Agreement, gives rise to under applicable law.

- E. *Representation and Warranty.* The signatories hereto on behalf of their respective Settling States and its Participating Subdivisions expressly represent and warrant that they will obtain on or before the Effective Date (or have obtained) the authority to settle and release, to the maximum extent of the State's power, all Released Claims of (1) their respective Settling States; (2) all past and present executive departments, state agencies, divisions, boards, commissions and instrumentalities with the regulatory authority to enforce state and federal controlled substances acts; (3) any of their respective Settling State's past and present executive departments, agencies, divisions, boards, commissions and instrumentalities that have the authority to bring Claims related to Covered Conduct seeking money (including abatement and/or remediation) or revocation of a pharmaceutical distribution license; and (4) any Participating Subdivisions. For the purposes of clause (3) above, executive departments, agencies, divisions, boards, commissions, and instrumentalities are those that are under the executive authority or direct control of the State's Governor. Also, for the purposes of clause (3), a release from a State's Governor is sufficient to demonstrate that the appropriate releases have been obtained.
- F. *Effectiveness.* The releases set forth in the Agreement shall not be impacted in any way by any dispute that exists, has existed, or may later exist between or among the Releasors. Nor shall such releases be impacted in any way by any current or future law, regulation, ordinance, or court or agency order limiting, seizing, or controlling the distribution or use of the Settlement Fund or any portion thereof, or by the enactment of future laws, or by any seizure of the Settlement Fund or any portion thereof.
- G. *Cooperation.* Releasors (i) will not encourage any person or entity to bring or maintain any Released Claim against any Released Entity and (ii) will reasonably cooperate with and not oppose any effort by a Released Entity to secure the prompt dismissal of any and all Released Claims.
- H. *Non-Released Claims.* Notwithstanding the foregoing or anything in the definition of Released Claims, the Agreement does not waive, release or limit any criminal liability, Claims for any outstanding liability under any tax or securities law, Claims against parties who are not Released Entities, Claims by private individuals and any claims arising under the Agreement for enforcement of the Agreement.

V. Monetary Relief and Payments

A. Structure of Payments

1. All payments under this Section V shall be made into the Settlement Fund, except that where specified, they shall be made into the Settlement Fund Escrow. The Settlement Fund shall be allocated and used only as specified in Section VI.
2. Janssen shall pay into the Settlement Fund the sum of Four Billion, Five Hundred Thirty-Four Million, Six Hundred Fifteen Thousand, Three Hundred Eighty-Five

Dollars (\$4,534,615,385) minus (1) the offsets and credits specified in subsection V.C below, (2) any unearned incentive payments under subsection V.E below, and (3) any adjustments under Section IX below.

3. The payments to the Settlement Fund shall be divided into base and incentive payments as provided in subsections V.D and V.E below.

B. Payment Process

1. Except as otherwise provided in this Agreement, Janssen shall make two Initial Year Payments and nine (9) Annual Payments. The Initial Year Payments will consist of base payments. The first Annual Payment shall consist of incentive payments and subsequent Annual Payments shall each consist of base and incentive payments. The amount of all Initial Year Payments and Annual Payments shall be determined by the Settlement Fund Administrator applying Section V and Exhibit M. The Payment Date for the first Initial Year Payment shall be no later than ninety (90) days after the Effective Date. The Payment Date for the second Initial Year Payment shall be no later than July 15, 2022. The Payment Date for the first Annual Payment shall be no later than one year and sixty days following the Effective Date; the Payment Date for the second Annual Payment shall be no later than two years and sixty days following the Effective Date, and so forth, until all Annual Payments are made.
2. All data relevant to the determination of each such payment shall be submitted to the Settlement Fund Administrator sixty (60) days prior to the Payment Date for each payment. Prior to the Initial Participation Date, the Parties will include an exhibit to the Agreement setting forth in detail the process for submitting such data to the Settlement Fund Administrator prior to each Payment Date. The Settlement Fund Administrator shall then determine the Initial Year Payment or Annual Payment and the amount to be paid to each Settling State and its Participating Subdivisions, consistent with the provisions in Exhibit L, by:
 - a. determining, for each Settling State, the amount of base and incentive payments to which the State is entitled by applying the criteria in this Section;
 - b. applying any reductions, suspensions, or offsets required by Sections V and IX; and
 - c. determining the total amount owed by Janssen to all Settling States and Participating Subdivisions.
3. The Settlement Fund Administrator shall then allocate the Initial Year Payment or Annual Payment pursuant to Section VI among the Settling States, among the separate types of funds for each Settling State (if applicable), and among the Participating Subdivisions.

4. As soon as possible, but no later than fifty (50) days prior to the Payment Date for each payment and following the determination described in subsection V.B.2, the Settlement Fund Administrator shall give notice to Janssen, the Settling States, and the Enforcement Committee of the amount of the Initial Year Payment or Annual Payment, the amount to be received by each Settling State, the amount to be received by the separate types of funds for each Settling State (if applicable), and the amount to be received by each Settling State's Participating Subdivisions.
5. Within twenty-one (21) days of the notice provided by the Settlement Fund Administrator, any party may dispute, in writing, the calculation of the Initial Year Payment or Annual Payment, or the amount to be received by a Settling State and/or its Participating Subdivisions. Such disputing party must provide a written notice of dispute to the Settlement Fund Administrator, the Enforcement Committee, any affected Settling State, and Janssen identifying the nature of the dispute, the amount of money that is disputed, and the Settling State(s) affected.
6. Within twenty-one (21) days of the sending of a written notice of dispute, any affected party may submit a response, in writing, to the Settlement Fund Administrator, the Enforcement Committee, any affected Settling State, and Janssen identifying the basis for disagreement with the notice of dispute.
7. If no response is filed, the Settlement Fund Administrator shall adjust the amount calculated consistent with the written notice of dispute, and Janssen shall pay the adjusted amount as the Initial Year Payment or Annual Payment on the Payment Date. If a written response to the written notice of dispute is timely sent to the Settlement Fund Administrator, the Settlement Fund Administrator shall notify Janssen of the preliminary amount to be paid, which shall be the greater of the amount originally calculated by the Settlement Fund Administrator or the amount that would be consistent with the notice of dispute, *provided, however* that in no circumstances shall the preliminary amount to be paid be higher than the maximum amount of base and incentive payments for that payment as set forth in Exhibit M. For the avoidance of doubt, a transfer of suspended payments from the Settlement Fund Escrow does not count toward determining whether the amount to be paid is higher than the maximum amount of base and incentive payments for that payment as set forth in Exhibit M.
8. The Settlement Fund Administrator shall place any disputed amount of the preliminary amount paid by Janssen into the Settlement Fund Escrow and shall disburse any undisputed amount to each Settling State and its Participating Subdivisions receiving direct allocations within fifteen (15) days of the Payment Date or at such later time as directed by each Settling State.
9. Disputes described in this subsection (other than those for which no response is filed under subsection V.B.6) shall be resolved in accordance with the terms of Section XII.

10. The process described in this subsection V.B shall also apply to accelerated payments made pursuant to Incentive A under subsection V.E.4.
11. For the avoidance of doubt, Subdivisions not listed on Exhibit G shall not receive an allocation from the Subdivision Fund.

C. Offsets for Non-Settling States and Credits

1. An offset equal to Four Billion, Five Hundred Thirty-Four Million, Six Hundred Fifteen Thousand, Three Hundred Eighty-Five Dollars (\$4,534,615,385) times the percentage allocation assigned to each Non-Settling State in Exhibit F shall be deducted from the total amount to be paid by Janssen to the Settlement Fund under subsection V.A.2 above.
2. In addition to the offset, a credit of Two Hundred and Seventy Million Dollars (\$270,000,000) shall be deducted from the maximum Settlement Fund amount to be paid by Janssen under subsection V.A.2 above and applied to the payment amounts as specified by Exhibit M. For the avoidance of doubt, the base payments and maximum incentive payment amounts shown on Exhibit M already reflect the deduction of the offset.
3. Notwithstanding any other provision of this Agreement or any other agreement, in the event that: (1) Janssen enters into an agreement with any Settling State that resolves with finality such Settling State's Claims consistent with Section IV of this Agreement and such agreement has an effective date prior to the Effective Date of this Agreement (such agreement, a "State-Specific Agreement") and (2) pursuant to the terms of the State-Specific Agreement, any payments, or any portion thereof, made by Janssen thereunder are made in lieu of any payments (for the avoidance of doubt, including the Additional Restitution Amount), or any portion thereof, to be made under this Agreement and Janssen makes such a payment pursuant to the State-Specific Agreement, then Janssen will reduce any payments allocable to such Settling State (whether made to the Settlement Fund Escrow or the Settlement Fund) made pursuant to this Agreement to the extent such amount was already paid pursuant to the terms of the State-Specific Agreement. This provision includes but is not limited to any corresponding amounts already paid to the Qualified Settlement Fund established under the Agreement between Janssen and the State of New York dated June 25, 2021.
4. Non-Settling States shall not be eligible for any payments or have any rights in connection with this Agreement. Accordingly, the stated maximum dollar amounts of the payments specified in Exhibit M are reduced by the aggregate Overall Allocation Percentage of Non-Settling States as set forth in Exhibit F.

D. Base Payments

1. Janssen shall make base payments into the Settlement Fund totaling One Billion, Nine Hundred Forty-Two Million, Three Hundred Forty-Six Thousand, One Hundred Fifty-Five Dollars (\$1,942,346,155) minus the offsets and credits

specified in subsection V.C above. The base payments will be paid in accordance with the payment schedule specified by Exhibit M, subject to potential acceleration and potential deductions as provided herein.

2. The base payments will be allocated by Settling State proportionate to each Settling State's assigned percentages in Exhibit F, adjusted for any Non-Settling States.
3. If a State qualifies for Incentive A (described below), Janssen will accelerate the base payment schedule so that the State receives its Payment Year 1-4 base payment allocations and full Payment Year 1-4 Incentive A payment amounts within ninety (90) days of notice, on or after the Effective Date, of the Bar's implementation. Payment Year 5-10 payments are made annually and cannot be accelerated.
4. The exemplar payment schedule in Exhibit M does not account for deductions for offsets or unearned incentives, which will be separately calculated for each payment.

E. Incentive Payments

1. Janssen shall make incentive payments into the Settlement Fund potentially totaling up to Two Billion, Three Hundred Twenty-Two Million, Two Hundred Sixty-Nine Thousand, Two Hundred Thirty Dollars (\$2,322,269,230), consisting of \$2,109,038,461 for Incentive A (or, alternatively up to \$2,109,038,461 for combined Incentives B and C if Incentive A is not achieved) and \$213,230,769 for Incentive D, prior to being adjusted for credits if every State is a Settling State and were to satisfy the requirements specified below to earn its maximum incentive amount. The incentive payments will be paid in accordance with the payment schedule in Exhibit M, subject to potential acceleration and potential deductions as provided herein.
2. The maximum incentive amount for any Settling State shall be \$2,322,269,230 times the percentage allocation assigned that Settling State in Exhibit F.
3. A Settling State may qualify to receive incentive payments in addition to base payments if, as of the Incentive Payment Final Eligibility Date, it meets the incentive eligibility requirements specified below. Settling States may qualify for incentive payments in four ways. If a Settling State qualifies for "Incentive A," it will become entitled to receive the maximum Incentive A payment allocable to the State as stated in subsection V.E.1. If a Settling State does not qualify for Incentive A, it can alternatively qualify for "Incentive B" and/or "Incentive C." A Settling State can qualify for "Incentive D" regardless of whether it qualifies for another incentive payment. The Incentive Payment Final Eligibility Date is not relevant to Incentive D.

4. *Incentive A: Accelerated Incentive Payment for Full Participation.*
- a. A Settling State shall receive an accelerated Incentive A payment allocable to the State for full participation as described in subsection V.E.4.b.
 - b. A State qualifies for Incentive A by: (1) complete participation in the form of releases consistent with Section IV above from all Litigating Subdivisions and Litigating Special Districts, Non-Litigating Subdivisions with population over 10,000, and Non-Litigating Covered Special Districts (as defined in subsection V.E.7.e); (2) a Bar; or (3) a combination of approaches in clauses (1)-(2) that achieves the same level of resolution of Subdivision and Special District claims (e.g., a law barring future litigation combined with full joinder by Litigating Subdivisions and Litigating Special Districts). For purposes of Incentive A, a Subdivision or Special District is considered a “Litigating Subdivision” or “Litigating Special District” if it has brought Released Claims against Released Entities on or before the Reference Date; all other Subdivisions and Special Districts are considered “Non-Litigating.” For purposes of Incentive A, Non-Litigating Special Districts shall not include a Special District with any of the following words or phrases in its name: mosquito, pest, insect, spray, vector, animal, air quality, air pollution, clean air, coastal water, tuberculosis, and sanitary.
 - c. Qualification for Incentive A entitles the qualifying Settling State to expedited payment of base payments and incentive payments for Payment Years 1-4, which Janssen shall pay into the Settlement Fund within ninety (90) days after receiving notice from the Settlement Fund Administrator that a State has qualified for Incentive A, but in no event less than ninety (90) days from the Effective Date. Base and incentive payments for Payment Years 5-10 will not be expedited.
 - d. If a Settling State qualifies for Incentive A after receiving an incentive payment under Incentives B or C, described below, the Settling State’s payments under Incentive A will equal the remainder of its total Incentive A payments less any payments previously received under Incentives B or C. A Settling State that receives all of its maximum incentive allocation under Incentive A shall not receive additional incentive payments under Incentives B or C.
 - e. A Settling State that is not eligible for Incentive A as of the Incentive Payment Final Eligibility Date shall not be eligible for Incentive A for that Payment Year or any subsequent Payment Years.

5. *Incentive B: Early Participation or Released Claims by Litigating Subdivisions and Litigating Special Districts.*
- a. If a Settling State does not qualify for Incentive A, it may still qualify to receive up to 60% of its total potential Incentive A payment allocation under Incentive B.
 - b. A Settling State can qualify for an Incentive B payment if Litigating Subdivisions and Litigating Special Districts collectively representing at least 75% of the Settling State’s litigating population are either Participating Subdivisions or have their claims resolved through Case-Specific Resolutions.
 - (1) A Settling State’s litigating population is the sum of the population of all Litigating Subdivisions and Litigating Special Districts. A Settling State’s litigating population shall include all Litigating Subdivisions and Litigating Special Districts whose populations overlap in whole or in part with other Litigating Subdivisions and Litigating Special Districts, for instance in the case of a Litigating Special District, city, or township contained within a county.
 - (2) For example, if a Litigating Special District and a city that is a Litigating Subdivision are located within a county that is a Litigating Subdivision, then each of their individual populations would be added together to determine the total litigating population. Special District populations shall be counted in the manner set forth in subsection XIII.B. If each qualifies as a Litigating Subdivision or Litigating Special District and the county has a population of 10, the City has a population of 8, and the Special District has a population of 1, the total litigating population would be 19.
 - c. The following time periods apply to Incentive B payments:
 - (1) Period 1: Zero to two hundred ten (210) days after the Effective Date.
 - (2) Period 2: Two hundred eleven (211) days to one year after the Effective Date.
 - (3) Period 3: One year and one day to two years after the Effective Date.
 - d. Within Period 1: If Litigating Subdivisions and Litigating Special Districts collectively representing at least 75% of a Settling State’s litigating population are Participating Subdivisions or have their claims resolved through Case-Specific Resolutions during Period 1, a sliding scale will determine the share of the funds available under Incentive B, with a

maximum of 60% of the Settling State’s total potential incentive payment allocation available. Under that sliding scale, if Litigating Subdivisions and Litigating Special Districts collectively representing 75% of a Settling State’s litigating population become Participating Subdivisions or achieve Case-Specific Resolution status by the end of Period 1, a Settling State will receive 50% of the total amount available to it under Incentive B. If more Litigating Subdivisions and Litigating Special Districts become Participating Subdivisions or achieve Case-Specific Resolution status, the Settling State shall receive an increased percentage of the total amount available to it under Incentive B as shown in the table below.

Participation or Case-Specific Resolution Levels (As percentage of litigating population)	Incentive B Award (As percentage of total amount available to State under Incentive B)
75%	50%
76%	52%
77%	54%
78%	56%
79%	58%
80%	60%
85%	70%
90%	80%
95%	90%
100%	100%

- e. Within Period 2: If a Settling State did not qualify for an Incentive B payment in Period 1, but Litigating Subdivisions and Litigating Special Districts collectively representing at least 75% of the Settling State’s litigating population become Participating Subdivisions or achieve Case-Specific Resolution status by the end of Period 2, then the Settling State qualifies for 75% of the Incentive B payment it would have qualified for in Period 1.
- f. Within Period 3: If a Settling State did not qualify for an Incentive B payment in Periods 1 or 2, but Litigating Subdivisions and Litigating Special Districts collectively representing at least 75% of the Settling State’s litigating population become Participating Subdivisions or achieve Case-Specific Resolution status by the end of Period 3, then the Settling State qualifies for 50% of the Incentive B payment it would have qualified for in Period 1.
- g. A Settling State that receives the Incentive B payment for Periods 1 and/or 2 can receive additional payments if it secures participation from additional Litigating Subdivisions and Litigating Special Districts (or Case-Specific Resolutions of their claims) during Periods 2 and/or 3.

Those additional payments would equal 75% (for additional participation or Case-Specific Resolutions during Period 2) and 50% (for additional participation or Case-Specific Resolutions during Period 3) of the amount by which the increased litigating population levels would have increased the Settling State's Incentive B payment if they had been achieved in Period 1.

- h. If Litigating Subdivisions and Litigating Special Districts that have become Participating Subdivisions or achieved Case-Specific Resolution status collectively represent less than 75% of a Settling State's litigating population by the end of Period 3, the Settling State shall not receive any Incentive B payment.
- i. If there are no Litigating Subdivisions or Litigating Special Districts in a Settling State, and that Settling State is otherwise eligible for Incentive B, that Settling State will receive its full allocable share of Incentive B.
- j. Incentives earned under Incentive B shall accrue after each of Periods 1, 2, and 3. After each period, the Settlement Fund Administrator shall conduct a look-back to assess which Settling States vested an Incentive B payment in the preceding period. Based on the look-back, the Settlement Fund Administrator will calculate the incentives accrued under Incentive B for the period; *provided* that the percentage of Incentive B for which a Settling State is eligible as of the Incentive Payment Final Eligibility Date shall cap its eligibility for that Payment Year and all subsequent Payment Years.

6. *Incentive C: Early Participation of Subdivisions*

- a. If a Settling State does not qualify for Incentive A, it may still qualify to receive up to 40% of its total potential Incentive A payment allocation under Incentive C, which has two parts.
 - (1) Part 1: Under Incentive C, Part 1, a Settling State can receive up to 75% of its Incentive C allocation. A Settling State can qualify for a payment under Incentive C, Part 1 only if Primary Subdivisions (whether Litigating Primary Subdivisions or Non-Litigating Primary Subdivisions as of the Reference Date) representing at least 60% of the Settling State's Primary Subdivision population become Participating Subdivisions or achieve Case-Specific Resolution status.
 - (2) A Settling State's Primary Subdivision population is the sum of the population of all Primary Subdivisions (whether Litigating Primary Subdivisions or Non-Litigating Primary Subdivisions as of the Reference Date). Because Subdivisions include Subdivisions whose populations overlap in whole or in part with other

Subdivisions, for instance in the case of a city or township contained within a county, the Settling State’s Primary Subdivision population is greater than Settling State’s total population. (Special Districts are not relevant for purposes of Incentive C calculations.)

- (3) A sliding scale will determine the share of the funds available under Incentive C, Part 1 to Settling States meeting the minimum 60% threshold. Under that sliding scale, if a Settling State secures participation or Case-Specific Resolutions from Primary Subdivisions representing 60% of its total Primary Subdivision population, it will receive 40% of the total amount potentially available to it under Incentive C, Part 1. If a Settling State secures participation or Case-Specific Resolutions from Primary Subdivisions representing more than 60% of its Primary Subdivision population, the Settling State shall be entitled to receive a higher percentage of the total amount potentially available to it under Incentive C, Part 1, on the scale shown in the table below. If there are no Primary Subdivisions, and that Settling State is otherwise eligible for Incentive C, that Settling State will receive its full allocable share of Incentive C, Part 1.

Participation or Case-Specific Resolution Levels (As percentage of total Primary Subdivision population)	Incentive C Award (As percentage of total amount available to State under Incentive C, Part 1)
60%	40%
70%	45%
80%	50%
85%	55%
90%	60%
91%	65%
92%	70%
93%	80%
94%	90%
95%	100%

- b. Part 2: If a Settling State qualifies to receive an incentive under Incentive C, Part 1, the State can also qualify to receive an additional incentive amount equal to 25% of its total potential Incentive C allocation by securing 100% participation of the ten (10) largest Subdivisions by population in the Settling State. (Special Districts are not relevant for purposes of this calculation.) If a Settling State does not qualify for any amount under Incentive C, Part 1, it cannot qualify for Incentive C, Part 2.
- c. Incentives earned under Incentive C shall accrue on an annual basis up to three years after the Effective Date. At one, two, and three years after the

Effective Date, the Settlement Fund Administrator will conduct a look-back to assess which Subdivisions had agreed to participate or had their claim resolved through a Case-Specific Resolution that year. Based on the look-back, the Settlement Fund Administrator will calculate the incentives accrued under Incentive C for the year; *provided* that the percentage of Incentive C for which a Settling State is eligible as of the Incentive Payment Final Eligibility Date shall cap its eligibility for that Payment Year and all subsequent Payment Years.

7. *Incentive D: Release of Payments if No Qualifying Special District Litigation.*
- a. \$213,230,769 shall be available for potential Incentive D payments according to the terms specified in this subsection V.E.7.
 - b. If, within five years of the Reference Date, a Covered Special District files litigation against any Released Entity, Janssen shall, within thirty (30) days of Janssen being served, provide notice of the litigation to the Settling State in which the Covered Special District sits, which shall file a motion to intervene in the litigation and use its best efforts to obtain either dismissal of the litigation in cooperation with Janssen, or a release consistent with Section IV of the Special District’s Claims.
 - c. A Settling State shall receive its allocation of the Incentive D payment if, within five years after the Effective Date (the “look-back date”), no Covered Special District within the Settling State has filed litigation which has survived a Threshold Motion and remains pending as of the look-back date, unless the dismissal after the litigation survived the Threshold Motion is conditioned or predicated upon payment by a Released Entity (apart from payments by Janssen incurred under the Agreement or injunctive relief obligations incurred by it).
 - d. Prior to the look-back date, a Released Entity shall not enter into a settlement with a Covered Special District unless the State in which the Covered Special District sits consents to such a settlement or unreasonably withholds consent of such a settlement.
 - e. “*Covered Special Districts*” are school districts, healthcare/hospital districts, and fire districts, subject to the following population thresholds:
 - (1) For school districts, the K-12 student enrollment must be 25,000 or 0.12% of a State’s population, whichever is greater;
 - (2) For fire districts, the district must cover a population of 25,000, or 0.20% of a State’s population if a State’s population is greater than 18 million. If not easily calculable from state data sources and agreed to between the State and Janssen, a fire district’s population is calculated by dividing the population of the county or counties a

fire district serves by the number of fire districts in the county or counties.

- (3) For healthcare/hospital districts, the district must have at least 125 hospital beds in one or more hospitals rendering services in that district.

VI. Allocation and Use of Settlement Funds

- A. *Components of Settlement Fund.* The Settlement Fund shall be comprised of an Abatement Accounts Fund, a State Fund, and a Subdivision Fund for each Settling State. The payments under Section V into the Settlement Fund shall be initially allocated among those three (3) sub-funds and distributed and used as provided below or as provided for by a State-Subdivision Agreement (or other State-specific allocation of funds). Unless otherwise specified herein, payments placed into the Settlement Fund do not revert back to Janssen.
- B. *Use of Settlement Payments.*
 1. It is the intent of the Parties that the payments disbursed from the Settlement Fund to Settling States and Participating Subdivisions listed in Exhibit G be for Opioid Remediation, subject to limited exceptions that must be documented in accordance with subsection VI.B.2. In no event may less than 86.5% of Janssen’s maximum amount of payments pursuant to Sections V, X, and XI over the entirety of all Payment Years (but not any single Payment Year) be spent on Opioid Remediation.
 2. While disfavored by the Parties, a Settling State or Participating Subdivision listed on Exhibit G may use monies from the Settlement Fund (that have not been restricted by this Agreement solely to future Opioid Remediation) for purposes that do not qualify as Opioid Remediation. If, at any time, a Settling State or a Participating Subdivision listed on Exhibit G uses any monies from the Settlement Fund for a purpose that does not qualify as Opioid Remediation, such Settling State or Participating Subdivision shall identify such amounts and report to the Settlement Fund Administrator and Janssen how such funds were used, including if used to pay attorneys’ fees, investigation costs, litigation costs, or costs related to the operation and enforcement of this Agreement, respectively. It is the intent of the Parties that the reporting under this subsection VI.B.2 shall be available to the public. For the avoidance of doubt, (a) any amounts not identified under this subsection VI.B.2 as used to pay attorneys’ fees, investigation costs, or litigation costs shall be included in the “Compensatory Restitution Amount” for purposes of subsection VI.F and (b) Participating Subdivisions not listed on Exhibit G or Participating Special Districts that receive monies from the Settlement Fund indirectly may only use such monies from the Settlement Fund for purposes that qualify as Opioid Remediation.

- C. *Allocation of Settlement Fund.* The allocation of the Settlement Fund allows for different approaches to be taken in different states, such as through a State-Subdivision Agreement. Given the uniqueness of States and their Subdivisions, Settling States and Participating Subdivisions are encouraged to enter into State-Subdivision Agreements in order to direct the allocation of their portion of the Settlement Fund. As set out below, the Settlement Fund Administrator will make an initial allocation to three (3) state-level sub-funds. The Settlement Fund Administrator will then, for each Settling State and its Participating Subdivisions listed on Exhibit G, apply the terms of this Agreement and any relevant State-Subdivision Agreement, Statutory Trust, Allocation Statute, or voluntary redistribution of funds as set out below before disbursing the funds.
1. Base Payments. The Settlement Fund Administrator will allocate base payments under subsection V.D among the Settling States in proportion to their respective Overall Allocation Percentages. Base payments for each Settling State will then be allocated 15% to its State Fund, 70% to its Abatement Accounts Fund, and 15% to its Subdivision Fund. Amounts may be reallocated and will be distributed as provided in subsection VI.D.
 2. Incentive Payments. The Settlement Fund Administrator will treat incentive payments under subsection V.E on a State-specific basis. Incentive payments for which a Settling State is eligible under subsection V.E will be allocated 15% to its State Fund, 70% to its Abatement Accounts Fund, and 15% to its Subdivision Fund. Amounts may be reallocated and will be distributed as provided in subsection VI.D.
 3. Application of Adjustments. If a reduction, offset, or suspension under Section IX applies with respect to a Settling State, the reduction, offset, or suspension shall be applied proportionally to all amounts that would otherwise be apportioned and distributed to the State Fund, the Abatement Accounts Fund, and the Subdivision Fund for that State.
 4. Settlement Fund Administrator. Prior to the Initial Participation Date, Janssen and the Enforcement Committee will agree to a detailed mechanism consistent with the foregoing for the Settlement Fund Administrator to follow in allocating, apportioning, and distributing payments, which shall be appended hereto as Exhibit L.
 5. Settlement Fund Administrator Costs. Any costs and fees associated with or arising out of the duties of the Settlement Fund Administrator as described in Exhibit L with regard to Janssen's payments to the Settlement Fund shall be paid out of interest accrued on the Settlement Fund and from the Settlement Fund should such interest prove insufficient.
- D. *Settlement Fund Reallocation and Distribution.* As set forth below, within a particular Settling State's account, amounts contained in the Settlement Fund sub-funds may be reallocated and distributed per a State-Subdivision Agreement or other means. If the

apportionment of amounts is not addressed and controlled under subsections VI.D.1-2, then the default provisions of subsection VI.D.4 apply. It is not necessary that a State-Subdivision Agreement or other means of allocating funds pursuant to subsections VI.D.1-2 address all of the Settlement Fund sub-funds. For example, a Statutory Trust might only address disbursements from a Settling State's Abatement Accounts Fund.

1. Distribution by State-Subdivision Agreement. If a Settling State has a State-Subdivision Agreement, amounts apportioned to that State's State Fund, Abatement Accounts Fund, and Subdivision Fund under subsection VI.C shall be reallocated and distributed as provided by that agreement. Any State-Subdivision Agreement entered into after the Preliminary Agreement Date shall be applied only if it requires: (1) that all amounts be used for Opioid Remediation, except as allowed by subsection VI.B.2, and (2) that at least 70% of amounts be used solely for future Opioid Remediation (references to "future Opioid Remediation" include amounts paid to satisfy any future demand by another governmental entity to make a required reimbursement in connection with the past care and treatment of a person related to the Alleged Harms). For a State-Subdivision Agreement to be applied to the relevant portion of an Initial Year Payment or an Annual Payment, notice must be provided to Janssen and the Settlement Fund Administrator at least sixty (60) days prior to the Payment Date.
2. Distribution by Allocation Statute. If a Settling State has an Allocation Statute and/or a Statutory Trust that addresses allocation or distribution of amounts apportioned to such State's State Fund, Abatement Accounts Fund, and/or Subdivision Fund and that, to the extent any or all such sub-funds are addressed, requires (1) all amounts to be used for Opioid Remediation, except as allowed by subsection VI.B.2, and (2) at least 70% of all amounts to be used solely for future Opioid Remediation, then, to the extent allocation or distribution is addressed, the amounts apportioned to that State's State Fund, Abatement Accounts Fund, and Subdivision Fund under subsection VI.C shall be allocated and distributed as addressed and provided by the applicable Allocation Statute or Statutory Trust. For the avoidance of doubt, an Allocation Statute or Statutory Trust need not address all three (3) sub-funds that comprise the Settlement Fund, and if the applicable Allocation Statute or Statutory Trust does not address distribution of all or some of these three (3) sub-funds, the applicable Allocation Statute or Statutory Trust does not replace the default provisions in subsection VI.D.4 of any such unaddressed fund. For example, if an Allocation Statute or Statutory Trust that meets the requirements of this subsection VI.D.2 only addresses funds restricted to abatement, then the default provisions in this Agreement concerning allocation among the three (3) sub-funds comprising the Settlement Fund and the distribution of the State Fund and Subdivision Fund for that State would still apply, while the distribution of the applicable State's Abatement Accounts Fund would be governed by the qualifying Allocation Statute or Statutory Trust.
3. Voluntary Redistribution. A Settling State may choose to reallocate all or a portion of its State Fund to its Abatement Accounts Fund. A Participating Subdivision listed on Exhibit G may choose to reallocate all or a portion of its

allocation from the Subdivision Fund to the State's Abatement Accounts Fund or to another Participating Subdivision or Participating Special District. For a voluntary redistribution to be applied to the relevant portion of an Initial Year Payment or an Annual Payment, notice must be provided to the Settling Distributors and the Settlement Fund Administrator at least sixty (60) days prior to the Payment Date.

4. Distribution in the Absence of a State-Subdivision Agreement, Allocation Statute, or Statutory Trust. If subsections VI.D.1-2 do not apply, amounts apportioned to that State's State Fund, Abatement Accounts Fund, and Subdivision Fund under subsection VI.C shall be distributed as follows:
 - a. Amounts apportioned to that State's State Fund shall be distributed to that State.
 - b. Amounts apportioned to that State's Abatement Accounts Fund shall be distributed consistent with subsection VI.E. Each Settling State shall submit to the Settlement Fund Administrator a designation of a lead state agency or other entity to serve as the single point of contact for that Settling State's funding requests from the Abatement Accounts Fund and other communications with the Settlement Fund Administrator. The designation of an individual entity is for administrative purposes only and such designation shall not limit funding to such entity or even require that such entity receive funds from this Agreement. The designated entity shall be the only entity authorized to request funds from the Settlement Fund Administrator to be disbursed from that Settling State's Abatement Accounts Fund. If a Settling State has established a Statutory Trust then that Settling State's single point of contact may direct the Settlement Fund Administrator to release the State's Abatement Accounts Fund to the Statutory Trust.
 - c. Amounts apportioned to that State's Subdivision Fund shall be distributed to Participating Subdivisions in that State listed on Exhibit G per the Subdivision Allocation Percentage listed in Exhibit G. Subsection VII.I shall govern amounts that would otherwise be distributed to Non-Participating Subdivisions listed in Exhibit G.
 - d. Special Districts shall not be allocated funds from the Subdivision Fund, except through a voluntary redistribution allowed by subsection VI.D.3. A Settling State may allocate funds from its State Fund or Abatement Accounts Fund for Special Districts.
5. Restrictions on Distribution. No amounts may be distributed from the Subdivision Fund contrary to Section VII, *i.e.*, no amounts may be distributed directly to Non-Participating Subdivisions or to Later Participating Subdivisions in excess of what is permissible under subsection VII.E. Amounts allocated to the Subdivision Fund that cannot be distributed by virtue of the preceding sentence shall be distributed

into the sub-account in the Abatement Accounts Fund for the Settling State in which the Subdivision is located, unless those payments are redirected elsewhere by a State-Subdivision Agreement described in subsection VI.D.1 or by an Allocation Statute or a Statutory Trust described in subsection VI.D.2.

E. *Provisions Regarding Abatement Accounts Fund.*

1. State-Subdivision Agreement, Allocation Statute, and Statutory Trust Fund Provisions. A State-Subdivision Agreement, Allocation Statute, or Statutory Trust may govern the operation and use of amounts in that State's Abatement Accounts Fund so long as it complies with the requirements of subsection VI.D.1 or VI.D.2 as applicable, and all direct payments to Subdivisions comply with subsections VII.E-H.
2. Absence of a State-Subdivision Agreement, Allocation Statute, or Statutory Trust. In the absence of a State-Subdivision Agreement, Allocation Statute, or Statutory Trust that addresses distribution, the Abatement Accounts Fund will be used solely for future Opioid Remediation and the following shall apply with respect to a Settling State:
 - a. *Regional Remediation.*
 - (1) At least 50% of distributions for remediation from a State's Abatement Accounts Fund shall be annually allocated and tracked to the regional level. A Settling State may allow the Advisory Committee established pursuant to subsection VI.E.2.d to define its regions and assign regional allocations percentages. Otherwise, a Settling State shall (1) define its initial regions, which shall consist of one (1) or more Subdivisions and which shall be designated by the State agency with primary responsibility for substance abuse disorder services employing, to the maximum extent practical, existing regions established in that State for opioid abuse treatment or other public health purposes; and (2) assign initial regional allocation percentages to the regions based on the Subdivision Allocation Percentages in Exhibit G and an assumption that all Subdivisions listed on Exhibit G will become Participating Subdivisions.
 - (2) This minimum regional expenditure percentage is calculated on the Settling State's initial Abatement Accounts Fund allocation and does not include any additional amounts a Settling State has directed to its Abatement Accounts Fund from its State Fund, or any other amounts directed to the fund. A Settling State may dedicate more than 50% of its Abatement Accounts Fund to the regional expenditure and may annually adjust the percentage of its Abatement Accounts Fund dedicated to regional expenditures as long as the percentage remains above the minimum amount.

- (3) The Settling State (1) has the authority to adjust the definition of the regions, and (2) may annually revise the percentages allocated to each region to reflect the number of Subdivisions in each region that are Non-Participating Subdivisions.
- b. *Subdivision Block Grants.* Certain Subdivisions listed on Exhibit G shall be eligible to receive regional allocation funds in the form of a block grant for future Opioid Remediation. A Participating Subdivision listed on Exhibit G eligible for block grants is a county or parish (or in the case of States that do not have counties or parishes that function as political subdivisions, a city) that (1) does not contain a Litigating Subdivision or a Later Litigating Subdivision for which it has the authority to end the litigation through a release, bar, or other action; (2) either (i) has a population of 400,000 or more or (ii) in the case of California has a population of 750,000 or more; and (3) has funded or otherwise managed an established health care or treatment infrastructure (e.g., health department or similar agency). Each Subdivision listed on Exhibit G eligible to receive block grants shall be assigned its own region.
- c. *Small States.* Notwithstanding the provisions of subsection VI.E.2.a, Settling States with populations under four (4) million that do not have existing regions described in subsection VI.E.2.a shall not be required to establish regions. However, such a Settling State that contains one (1) or more Subdivisions listed on Exhibit G eligible for block grants under subsection VI.E.2.b shall be divided regionally so that each block-grant eligible Subdivision listed on Exhibit G is a region and the remainder of the state is a region.
- d. *Advisory Committee.* The Settling State shall designate an Opioid Settlement Remediation Advisory Committee (the “*Advisory Committee*”) to provide input and recommendations regarding remediation spending from that Settling State’s Abatement Accounts Fund. A Settling State may elect to use an existing advisory committee or similar entity (created outside of a State-Subdivision Agreement or Allocation Statute); provided, however, the Advisory Committee or similar entity shall meet the following requirements:
 - (1) Written guidelines that establish the formation and composition of the Advisory Committee, terms of service for members, contingency for removal or resignation of members, a schedule of meetings, and any other administrative details;
 - (2) Composition that includes at least an equal number of local representatives as state representatives;
 - (3) A process for receiving input from Subdivisions and other communities regarding how the opioid crisis is affecting their

communities, their abatement needs, and proposals for abatement strategies and responses; and

- (4) A process by which Advisory Committee recommendations for expenditures for Opioid Remediation will be made to and considered by the appropriate state agencies.

3. Abatement Accounts Fund Reporting. The Settlement Fund Administrator shall track and assist in the report of remediation disbursements as agreed to among the Parties.

F. *Nature of Payment*. Janssen, the Settling States, the Participating Subdivisions, and the Participating Special Districts, acknowledge and agree that notwithstanding anything to the contrary in this Agreement, including, but not limited to, the scope of the Released Claims:

1. Janssen has entered into this Agreement to avoid the delay, expense, inconvenience, and uncertainty of further litigation;
2. The Settling States, the Participating Subdivisions, and the Participating Special Districts sought compensatory restitution (within the meaning of 26 U.S.C. § 162(f)(2)(A)) as damages for the Alleged Harms allegedly suffered by the Settling States and Participating Subdivisions;
3. By executing this Agreement the Settling States, the Participating Subdivisions, and the Participating Special Districts certify that: (a) the Compensatory Restitution Amount is no greater than the amount, in the aggregate, of the Alleged Harms allegedly suffered by the Settling States and Participating Subdivisions; and (b) the portion of the Compensatory Restitution Amount received by each Settling State or Participating Subdivision is no greater than the amount of the Alleged Harms allegedly suffered by such Settling State or Participating Subdivision;
4. The payment of the Compensatory Restitution Amount by Janssen constitutes, and is paid for, compensatory restitution (within the meaning of 26 U.S.C. § 162(f)(2)(A)) for alleged damage or harm (as compensation for alleged damage or harm arising out of alleged bodily injury) allegedly caused by Janssen;
5. The Compensatory Restitution Amount is being paid as compensatory restitution (within the meaning of 26 U.S.C. § 162(f)(2)(A)) in order to restore, in whole or in part, the Settling States and Participating Subdivisions to the same position or condition that they would be in had the Settling States and Participating Subdivisions not suffered the Alleged Harms;
6. For the avoidance of doubt: (a) no portion of the Compensatory Restitution Amount represents reimbursement to any Settling State, Participating Subdivision, Participating Special District, or other person or entity for the costs of any investigation or litigation, (b) the entire Compensatory Restitution Amount

is properly characterized as described in subsection VI.F, and (c) no portion of the Compensatory Restitution Amount constitutes disgorgement or is properly characterized as the payment of statutory or other fines, penalties, punitive damages, other punitive assessments, or attorneys' fees; and

7. New York, on behalf of all Settling States, Participating Subdivisions, and Participating Special Districts (the "Form 1098-F Filer") shall complete and file Form 1098-F with the Internal Revenue Service on or before February 28 (March 31 if filed electronically) of the year following the calendar year in which the order entering this Agreement becomes binding. On the Form 1098-F, the Form 1098-F Filer shall identify the entire Compensatory Restitution Amount received by the Form 1098-F Filer as remediation/restitution. The Form 1098-F Filer shall also, on or before January 31 of the year following the calendar year in which the order entering this Agreement becomes binding, furnish Copy B of such Form 1098-F (or an acceptable substitute statement) to Janssen.

VII. Participation by Subdivisions and Special Districts

- A. *Notice.* No later than fifteen (15) days after the Preliminary Agreement Date, the Settling States, with the cooperation of Janssen, shall send individual written notice of the opportunity to participate in this Agreement and the requirements of participation to all Subdivisions in the Settling States of this Agreement that are (1) Litigating Subdivisions or (2) Non-Litigating Subdivisions listed on Exhibit G as eligible to become Participating Subdivisions. Janssen's share of costs of the written notice to such Subdivisions shall be advanced by Janssen and deducted from its initial settlement payment. Notice shall also be provided simultaneously to counsel of record for Litigating Subdivisions and Non-Litigating Subdivisions listed on Exhibit G as eligible to become Participating Subdivisions. The Settling States, with the cooperation of Janssen, will also provide general notice reasonably calculated to alert Non-Litigating Subdivisions listed on Exhibit G in the Settling States to this Agreement, the opportunity to participate in it and the requirements for participation. Such notice may include publication and other standard forms of notification, as well as notice to national state and county organizations such as the National Association of Counties and the National League of Cities. The notice will include that the deadline for becoming an Initial Participating Subdivision is the Initial Participation Date. Nothing contained herein shall preclude a Settling State from providing further notice to or otherwise contacting any of its Subdivisions about becoming a Participating Subdivision, including beginning any of the activities described in this paragraph prior to the Preliminary Agreement Date.
- B. *Requirements for Becoming a Participating Subdivision: Non-Litigating Subdivisions.* A Non-Litigating Subdivision in a Settling State that is listed on Exhibit G may become a Participating Subdivision by returning an executed Subdivision Settlement Participation Form specifying (1) that the Subdivision agrees to the terms of this Agreement pertaining to Subdivisions, (2) that the Subdivision releases all Released Claims against all Released Entities, (3) that the Subdivision agrees to use monies it receives, if any, from the Settlement Fund pursuant to the applicable requirements of Section VI, and (4) that the Subdivision submits to the jurisdiction of the court where the Consent Judgment is filed

for purposes limited to that court's role under the Agreement. The required Subdivision Settlement Participation Form is attached as Exhibit K.

- C. *Requirements for Becoming a Participating Subdivision: Litigating Subdivisions/Later Litigating Subdivisions.* A Litigating Subdivision or Later Litigating Subdivision in a Settling State may become a Participating Subdivision by returning an executed Subdivision Settlement Participation Form to the Settlement Fund Administrator and upon prompt dismissal of its legal action. A Settling State may require each Litigating Subdivision in that State to specify on the Subdivision Settlement Participation Form whether its counsel has waived any contingency fee contract with that Participating Subdivision and intends to seek fees according to Exhibit R. The Settlement Fund Administrator shall provide quarterly reports of this information to the parties organized by Settling State. Except for trials begun before the Initial Participation Date, a Litigating Subdivision or a Later Litigating Subdivision may not become a Participating Subdivision after the completion of opening statements in a trial of a legal action it brought that includes a Released Claim against a Released Entity.
- D. *Initial Participating Subdivisions.* A Subdivision qualifies as an Initial Participating Subdivision if it meets the applicable requirements for becoming a Participating Subdivision set forth in subsections VII.B or VII.C by the Initial Participation Date. Provided however, all Subdivision Settlement Participation Forms shall be held by the Settlement Fund Administrator until Janssen provides the notice in subsection VIII.B that it intends to proceed with the settlement, at which time the obligations created by such forms become effective.
- E. *Later Participating Subdivisions.* A Subdivision that is not an Initial Participating Subdivision may become a Later Participating Subdivision by meeting the applicable requirements for becoming a Participating Subdivision after the Initial Participation Date and agreeing to be subject to the terms of a State-Subdivision Agreement (if any) or any other structure adopted or applicable pursuant to subsections VI.D or VI.E. The following provisions govern what a Later Participating Subdivision can receive (but do not apply to Initial Participating Subdivisions):
1. A Later Participating Subdivision shall not receive any share of any base or incentive payments paid to the Subdivision Fund that were due before it became a Participating Subdivision.
 2. A Later Participating Subdivision that becomes a Participating Subdivision after July 15, 2022 shall receive 75% of the share of future base or incentive payments that it would have received had it become a Later Participating Subdivision before that date (unless the Later Participating Subdivision is subject to subsections VII.E.3 or VII.E.4 below).
 3. A Later Participating Subdivision that, after the Initial Participation Date, maintains a lawsuit for a Released Claim(s) against a Released Entity and has judgment entered against it on every such Claim before it became a Participating Subdivision (other than a consensual dismissal with prejudice) shall receive 50%

of the share of future base or incentive payments that it would have received had it become a Later Participating Subdivision prior to such judgment; *provided, however,* that if the Subdivision appeals the judgment and the judgment is affirmed with finality before the Subdivision becomes a Participating Subdivision, the Subdivision shall not receive any share of any base payment or incentive payment.

4. A Later Participating Subdivision that becomes a Participating Subdivision while a Bar or Case-Specific Resolution involving a different Subdivision exists in its State shall receive 25% of the share of future base or incentive payments that it would have received had it become a Later Participating Subdivision without such Bar or Case-Specific Resolution.
- F. *No Increase in Payments.* Amounts to be received by Later Participating Subdivisions shall not increase the payments due from Janssen.
- G. *Ineligible Subdivisions.* Subdivisions in Non-Settling States and Prior Litigating Subdivisions are not eligible to be Participating Subdivisions.
- H. *Non-Participating Subdivisions.* Non-Participating Subdivisions shall not directly receive any portion of any base or incentive payments, including from the State Fund and direct distributions from the Abatement Accounts Fund; however, a Settling State may choose to fund future Opioid Remediation that indirectly benefits Non-Participating Subdivisions.
- I. *Unpaid Allocations to Later Participating and Non-Participating Subdivisions.* Any base payment and incentive payments allocated pursuant to subsection VI.D to a Later Participating or Non-Participating Subdivision that cannot be paid pursuant to this Section VII, will be allocated to the Abatement Accounts Fund for the Settling State in which the Subdivision is located, unless those payments are redirected elsewhere by a State-Subdivision Agreement or by a Statutory Trust.
- J. *Requirements for Becoming a Participating Special District: Non-Litigating Special Districts.* A Non-Litigating Special District may become a Participating Special District by either executing a release consistent with Section IV or by having its claims extinguished by operation of law or released by a Settling State.
- K. *Requirements for Becoming a Participating Special District: Litigating Special Districts/Later Litigating Special Districts.* A Litigating Special District or Later Litigating Special District in a Settling State may become a Participating Special District by either executing a release consistent with Section IV and upon prompt dismissal of its legal action or by having its claims extinguished by operation of law or released by a Settling State.
- L. *Initial Participating Special Districts.* A Special District qualifies as an Initial Participating Special District if it meets the applicable requirements for becoming a Participating Special District by the Initial Participation Date.

- M. *Later Participating Special Districts.* A Special District that is not an Initial Participating Special District may become a Later Participating Special District by meeting the applicable requirements for becoming a Participating Special District after the Initial Participation Date and agreeing to be subject to the terms of any agreement reached by the applicable Settling State with Initial Participating Special Districts. A Later Participating Special District shall not receive any share of any base or incentive payments paid to the Settlement Fund that were due before it became a Participating Special District.

VIII. Condition to Effectiveness of Agreement and Filing of Consent Judgment

- A. *Determination to Proceed With Settlement.* Janssen will determine on or before the Reference Date whether there has been a sufficient resolution of the Claims of the Litigating Subdivisions in the Settling States (through participation under Section VII, Case-Specific Resolution(s), and Bar(s)) to proceed with this Agreement. The determination shall be in the sole discretion of Janssen and may be based on any criteria or factors deemed relevant by Janssen.
- B. *Notice by Janssen.* On or before the Reference Date, Janssen shall inform the Settling States and MDL PEC of its determination pursuant to subsection VIII.A. If Janssen determines to proceed, the Parties will proceed to file the Consent Judgments. If Janssen determines not to proceed, this Agreement will have no further effect and all releases (including those given by Participating Subdivisions) and other commitments or obligations contained herein will be void.
- C. *Determination of the Participation Tier.*
1. On the Reference Date, provided that Janssen determines to proceed with this Agreement, the Settlement Fund Administrator shall determine the Participation Tier. The criteria used to determine the Participation Tier are set forth in Exhibit H. Any disputes as to the determination of the Participation Tier shall be decided by the National Arbitration Panel.
 2. The Participation Tier shall be redetermined by the Settlement Fund Administrator annually as of the Payment Date, beginning with Payment Year 1, pursuant to the criteria set forth in Exhibit H.
 3. After Payment Year 3, the Participation Tier cannot move higher, unless this restriction is waived by Janssen.
 4. In the event that a Participation Tier redetermination moves the Participation Tier higher, and that change is in whole or in part as a result of the post-Reference Date enactment of a Bar and there is later a Revocation Event with respect to that Bar, then on the next Payment Date that is at least one hundred eighty (180) days after the Revocation Event, the Participation Tier shall move down to the Participation Tier that would have applied had the Bar never been enacted, unless the Bar is reinstated or all Subdivisions affected by the Revocation Event become Participating Subdivisions within one hundred eighty (180) days of the

Revocation Event. This is the sole circumstance in which, on a nationwide basis, the Participation Tier can move down.

5. In the event that there is a post-Reference Date Revocation Event with respect to a Bar that was enacted in a Settling State prior to the Reference Date, then, on the next Payment Date that is at least one hundred eighty (180) days after the Revocation Event, unless the Bar is reinstated or all Subdivisions affected by the Revocation Event become Participating Subdivisions within one hundred eighty (180) days of the Revocation Event, the Participation Tier shall decrease – solely for the State in which the Revocation Event occurred – to the Participation Tier commensurate with the percentage of Litigating Subdivisions in that State that are Participating Subdivisions and the percentage of Non-Litigating Subdivisions that are both Primary Subdivisions and Participating Subdivisions, according to the criteria set forth in Exhibit H, except that the calculations shall be performed as to that State alone. For the avoidance of doubt and solely for the calculation in this subparagraph, the Settling States Column of Exhibit H shall play no role. This is the sole circumstance in which one Settling State will have a different Participation Tier than other Settling States.
6. The redetermination of the Participation Tier under subsection VIII.C.2 shall not affect payments already made or suspensions or offsets already applied.

IX. Potential Payment Adjustments

A. *Later Litigating Subdivisions.*

1. If a Later Litigating Subdivision in a Settling State with a population above 10,000 brings a lawsuit or other legal proceeding against Released Entities asserting Released Claims, Janssen shall, within thirty (30) days of the lawsuit or other legal proceeding being served on Janssen, provide notice of the lawsuit or other legal proceeding to the Settlement Fund Administrator and the Settling State in which the Later Litigating Subdivision sits and provide the Settling State an opportunity to intervene in the lawsuit or other legal proceeding. A Released Entity shall not enter into a settlement with a Later Litigating Subdivision unless the State in which the Later Litigating Subdivision sits consents to such a settlement or unreasonably withholds consent to such a settlement.
2. If no Participation Tier applies and the Later Litigating Subdivision’s lawsuit or other legal proceeding survives a Threshold Motion before Janssen makes its last settlement payment to the Settling State, the following shall apply:
 - a. Janssen will, from the date of the entry of the order denying the Threshold Motion and so long as the lawsuit or other legal proceeding is pending, be entitled to a suspension of the following payments it would otherwise owe the Settling State in which the Later Litigating Subdivision is located: (1) all remaining incentive payments to the relevant state; and (2) the last two scheduled base payments, if not already paid (the “Suspended Payments”).

- b. For each Payment Year that Janssen is entitled to a suspension of payments, the Settlement Fund Administrator shall calculate the Suspended Payments applicable to the next Payment due from Janssen. The Suspended Payments shall be paid into the Settlement Fund Escrow account.
 3. If a Participation Tier applies at the time the Threshold Motion is denied, Janssen will be entitled to a suspension of the following percentages of Suspended Payments depending on the applicable Tier—75% for Tier 1, 50% for Tier 2, 35% for Tier 3, and 25% for Tier 4. Otherwise, the requirements of subsection IX.A.2 apply.
 4. If the Released Claim is resolved with finality without requirement of payment by a Released Entity, the placement of any remaining balance of the Suspended Payments into the Settlement Fund Escrow shall cease and the Settlement Fund Administrator shall immediately transfer amounts in the Settlement Fund Escrow on account of the suspension to the Settling State at issue and its Participating Subdivisions listed on Exhibit G. The lawsuit will not cause further suspensions unless the Released Claim is reinstated upon further review, legislative action, or otherwise.
 5. If the Released Claim is resolved with finality on terms requiring payment by a Released Entity (*e.g.*, if the lawsuit in which the Released Claim is asserted results in a judgment against Janssen or a settlement with Janssen), the Settlement Fund Administrator will transfer the amounts in the Settlement Fund Escrow on account of the suspension to Janssen necessary to satisfy 75% of the payment obligation of the Released Entity to the relevant Later Litigating Subdivision. The Settlement Fund Administrator shall immediately transfer any remaining balance in the Settlement Fund Escrow on account of the suspension to the Settling State at issue and its Participating Subdivisions listed on Exhibit G. If the amount to be transferred to Janssen exceeds the amounts in the Settlement Fund Escrow on account of the suspension, Janssen shall receive a dollar-for-dollar offset for the excess amount against its obligation to pay any remaining payments that would be apportioned to the Settling State at issue and to its Participating Subdivisions listed on Exhibit G.
- B. *Settlement Class Resolution Opt Outs.* If a Settling State is eligible for Incentive A on the basis of a Settlement Class Resolution, and a Primary Subdivision that opted out of the Settlement Class Resolution maintains a lawsuit asserting a Released Claim against a Released Entity, the following shall apply. If the lawsuit asserting a Released Claim either survives a Threshold Motion or has an unresolved Threshold Motion fewer than sixty (60) days prior to the scheduled start of a trial involving a Released Claim, and is resolved with finality on terms requiring payment by the Released Entity, Janssen shall receive a dollar-for-dollar offset for the amount paid against its obligation to make remaining Incentive A payments that would be apportioned to that State or Participating Subdivisions listed on Exhibit G. For the avoidance of doubt, an offset shall not be

applicable under this subsection if it is applicable under subsection IX.A with respect to the Subdivision at issue.

C. *Revoked Bar, Settlement Class Resolution, or Case-Specific Resolution.*

1. If Janssen made a payment as a result of the existence of a Bar, Settlement Class Resolution, or Case-Specific Resolution in a Settling State, and that Bar, Settlement Class Resolution, or Case-Specific Resolution is subject to a Revocation Event, Janssen shall receive a dollar-for-dollar offset against its obligation to make remaining payments that would be apportioned to that State or Participating Subdivisions listed on Exhibit G. This offset will be calculated as the dollar amount difference between (1) the total amount of incentive payments paid by Janssen during the time the Bar, Settlement Class Resolution, or Case-Specific Resolution subject to the Revocation Event was in effect, and (2) the total amount of Incentive Payments that would have been due from Janssen during that time without the Bar, Settlement Class Resolution, or Case-Specific Resolution subject to the Revocation Event being in effect. The amount of incentive payments that would have been due, referenced in (2) above, will be calculated based on considering any Subdivision that provides a release within one hundred eighty (180) days after the Revocation Event as having been a Participating Subdivision (in addition to all other Participating Subdivisions) during the time that the Bar, Settlement Class Resolution, or Case-Specific Resolution subject to the Revocation Event was in effect. If a Revocation Event causes a Settling State to no longer qualify for Incentive D, the Settling State shall return to Janssen all payments made under Incentive D.
2. Notwithstanding anything to the contrary in paragraph 1 above, if a Bar or Case-Specific Resolution is reinstated by the Settling State, either through the same or different means as the initial Bar or Case-Specific Resolution, Janssen's right to an offset is extinguished and any amounts withheld to offset amounts paid on account of the revoked, rescinded, reversed, or overruled Bar or Case-Specific Resolution shall be returned to the Settling State, less and except any incentive payments that would have been paid during the period in which the Bar or Case-Specific Resolution was revoked, rescinded, reversed, or overruled.

X. Additional Restitution Amount

- A. *Additional Restitution Amount.* Pursuant to the schedule set forth below and subject to the reduction specified in subsection X.B below, Janssen shall pay an Additional Restitution Amount to the Settling States listed in Exhibit N. Such funds shall be paid on the schedule set forth on Exhibit M on the Payment Date for each relevant Payment Year to such Settling States as allocated by the Settlement Fund Administrator pursuant to Exhibit N.

Payment Year 1	\$15,384,615.38
Payment Year 2	\$26,923,076.92

Payment Year 3 \$25,000,000.00

- B. *Reduction of Additional Restitution Amount.* In the event that any Non-Settling State appears on Exhibit N, the amounts owed by Janssen pursuant to this Section X shall be reduced by the allocation set forth on Exhibit N for any such Non-Settling States.
- C. *Use of Funds.* All funds paid as an Additional Restitution Amount shall be part of the Compensatory Restitution Amount, shall be used for Opioid Remediation, except as allowed by subsection VI.B.2, and shall be governed by the same requirements as specified in subsection VI.F.

XI. Plaintiffs’ Attorneys’ Fees and Costs

- A. The Agreement on Attorneys’ Fees, Expenses and Costs is set forth in Exhibit R and incorporated herein by reference. The Agreement on the State Outside Counsel Fee Fund and Agreement on the State Cost Fund Administration are set forth in Exhibit U and Exhibit S, respectively, and are incorporated herein by reference.

XII. Enforcement and Dispute Resolution

- A. *Enforceability.* The terms of the Agreement and Consent Judgment applicable to or in a Settling State will be enforceable solely by that Settling State and Janssen. Settling States or Participating Subdivisions shall not have enforcement rights with respect either to the terms of this Agreement that apply only to or in other States or to any Consent Judgment entered into by another Settling State. Participating Subdivisions shall not have enforcement rights against Janssen with respect to the Agreement or any Consent Judgment except as to payments that would be allocated to the Subdivision Fund or Abatement Accounts Fund pursuant to Section VI; *provided, however*, that each Settling State shall allow Participating Subdivisions in that State to notify it of any perceived violations of the Agreement or Consent Judgment.
- B. *Jurisdiction.* Janssen consents to the jurisdiction of the court in which the Consent Judgment is filed, limited to resolution of disputes identified in subsection XII.F.2 for resolution in the court in which the Consent Judgment is filed.
- C. *Specific Terms Dispute Resolution.*
 - 1. Any dispute that is addressed by the provisions set forth in the Injunctive Relief terms in Exhibit P shall be resolved as provided therein.
 - 2. In the event Janssen believes the 86.5% threshold established in subsection VI.B.1 is not being satisfied, any Party may request that Janssen and the Enforcement Committee meet and confer regarding the use of funds under subsection VI.B.1. The completion of such meet-and-confer process is a precondition to further action regarding any such dispute. Further action concerning subsection VI.B.1 shall: (i) be limited to Janssen seeking to reduce its Annual Payments by no more than 5% of the difference between the actual amount of Opioid Remediation and the 86.5% threshold established in subsection VI.B.1; (ii) only reduce Annual

Payments to those Settling States and its Participating Subdivisions that are below the 86.5% threshold established in subsection VI.B.1; and (iii) not reduce Annual Payments restricted to future Opioid Remediation.

D. *State-Subdivision Enforcement.*

1. A Participating Subdivision shall not have enforcement rights against a Settling State in which it is located with respect to the Agreement or any Consent Judgment except: (1) as provided for in a State-Subdivision Agreement, Allocation Statute, or Statutory Trust with respect to intrastate allocation; or (2) in the absence of a State-Subdivision Agreement, Allocation Statute, or Statutory Trust, as to allegations that: (a) the Settling State's use of Abatement Accounts Fund monies were not used for uses similar to or in the nature of those uses contained in Exhibit E; or (b) a Settling State failed to pay funds directly from the Abatement Accounts Fund to a Participating Subdivision eligible to receive a block grant pursuant to subsection VI.E.2.b.
2. A Settling State shall have enforcement rights against a Participating Subdivision located in its territory: (1) as provided for in a State-Subdivision Agreement, Allocation Statute, or Statutory Trust; or (2) in the absence of a State-Subdivision Agreement, Allocation Statute, or Statutory Trust, as to allegations that the uses of Abatement Accounts Fund monies by Participating Subdivisions listed on Exhibit G were not for uses similar to or in the nature of those uses contained in Exhibit E.
3. As between Settling States and Participating Subdivisions, the above rights are contractual in nature and nothing herein is intended to limit, restrict, change, or alter any other existing rights under law.

E. *Subdivision Payment Enforcement.* A Participating Subdivision shall have the same right as a Settling State pursuant to subsection XII.F.4.a(4) to seek resolution of any failure by Janssen to make its required base and/or incentive payments in a Payment Year.

F. *Other Dispute Resolution Terms.*

1. Except as provided in subsection XII.C, the parties to a dispute shall promptly meet and confer in good faith to resolve any dispute. If the parties cannot resolve the dispute informally, and unless otherwise agreed in writing, they shall follow the remaining provisions of this subsection XII.F to resolve the dispute.
2. Except as provided in subsections XII.C and XII.F.4, disputes not resolved informally shall be resolved in either the court that entered the relevant Consent Judgment or, if no Consent Judgment was entered, a state or territorial court with jurisdiction located wherever the seat of state government is located. State court proceedings shall be governed by the rules and procedures of the forum. For the avoidance of doubt, disputes to be resolved in state court include, but are not limited to, the following:

- a. disputes concerning whether expenditures qualify for Opioid Remediation;
 - b. disputes between a Settling State and Participating Subdivisions located in such Settling State as provided by subsection XII.D, except to the extent the State-Subdivision Agreement provides for other dispute resolution mechanisms. For the avoidance of doubt, disputes between a Settling State and any Participating Subdivision shall not be considered National Disputes;
 - c. whether this Agreement and relevant Consent Judgment are binding under state law;
 - d. the extent of the Attorney General’s or other participating entity’s authority under state law, including the extent of the authority to release claims;
 - e. whether the requirements of a Bar, a Case-Specific Resolution, State-Specific Finality, Later Litigating Subdivision, Litigating Subdivision, or a Threshold Motion have been met; and
 - f. all other disputes not specifically identified in subsections XII.C and XII.F.4.
3. Any Party may request that the National Arbitration Panel provide an interpretation of any provision of the settlement that is relevant to the state court determination, and the National Arbitration Panel shall make reasonable best efforts to supply such interpretation within the earlier of thirty (30) days or the time period required by the state court proceedings. Any Party may submit that interpretation to the state court to the extent permitted by, and for such weight provided by, the state court’s rules and procedures. If requested by a Party, the National Arbitration Panel shall request that its interpretation be accepted in the form of an amicus curiae brief, and any attorneys’ fees and costs for preparing any such filing shall be paid for by the requesting Party.
4. National Disputes involving a Settling State, Participating Subdivision, and/or Janssen shall be resolved by a National Arbitration Panel.
- a. “*National Disputes*” are disputes that are exceptions to subsection XII.F.2’s presumption of resolution in state courts because they involve issues of interpretation of Agreement terms applicable to all Settling States without reference to a particular State’s law. Disputes between a State and any Participating Subdivisions shall not be considered National Disputes. National Disputes are limited to the following:
 - (1) the amount of offset and/or credit attributable to Non-Settling States and Tribes;
 - (2) issues involving the scope and definition of “Product”;

- (3) interpretation and application of the terms “Covered Conduct” and “Released Entities”;
- (4) disputes over a given year’s payment or the payment of the Additional Restitution Amount to all Settling States (for the avoidance of doubt, disputes between a Settling State and Janssen over the amounts owed to only that State shall not be considered National Disputes);
- (5) questions regarding the performance and/or removal of the Settlement Fund Administrator;
- (6) disputes involving liability of successor entities;
- (7) disputes that require a determination of sufficient Subdivision and Special District participation to qualify for Incentives A, B, C, or D, as well as disputes over qualification for Participation Tiers;
- (8) disputes that require interpretation of Agreement terms (i) that concretely affect four (4) or more Settling States; and (ii) do not turn on unique definitions and interpretations under State law; and
- (9) any dispute subject to resolution under subsection XII.F.2 but for which all parties to the dispute agree to arbitration before the National Arbitration Panel under the provisions of this subsection XII.F.4.

b. The “*National Arbitration Panel*” shall be comprised of three (3) neutral arbitrators. One (1) arbitrator shall be chosen by Janssen, one (1) arbitrator shall be chosen by the Enforcement Committee with due input from Participating Subdivisions, and the third arbitrator shall be agreed upon by the first two (2) arbitrators. The membership of the National Arbitration Panel is intended to remain constant throughout the term of this Agreement, but in the event that replacements are required, the retiring arbitrator shall be replaced by the party that selected him/her.

- (1) The National Arbitration Panel shall make reasonable best efforts to decide all matters within one hundred eighty (180) days of filing, and in no event shall it take longer than one (1) year.
- (2) The National Arbitration Panel shall conduct all proceedings in a reasonably streamlined process consistent with an opportunity for the parties to be heard. Issues shall be resolved without the need for live witnesses where feasible, and with a presumption in favor of remote participation to minimize the burdens on the parties.
- (3) To the extent allowed under state law, a Settling State, Participating Subdivision, and (at any party’s request) the National

Arbitration Panel may certify to an appropriate state court any question of state law. The National Arbitration Panel shall be bound by a final state court determination of such a certified question. The time period for the arbitration shall be tolled during the course of the certification process.

- (4) The arbitrators will give due deference to any authoritative interpretation of state law, including any declaratory judgment or similar relief obtained by a Settling State, Participating Subdivision, or Janssen on a state law issue.
 - (5) The decisions of the National Arbitration Panel shall be binding on Settling States, Participating Subdivisions, Janssen, and the Settlement Fund Administrator. In any proceeding before the National Arbitration Panel involving a dispute between a Settling State and Janssen whose resolution could prejudice the rights of a Participating Subdivision(s) or Participating Special District(s) in that Settling State, such Participating Subdivision(s) or Participating Special District(s) shall be allowed to file a statement of view in the proceeding.
- c. Nothing herein shall be construed so as to limit or otherwise restrict a State from seeking injunctive or other equitable relief in state court to protect the health, safety, or welfare of its citizens.
 - d. Each party shall bear its own costs in any arbitration or court proceeding arising under this subsection XII.F. The costs for the arbitrators on the National Arbitration Panel shall be divided and paid equally by the disputing sides for each individual dispute, *e.g.*, a dispute between Janssen and Settling States/Participating Subdivisions shall be split 50% by Janssen and 50% by the Settling States/Participating Subdivisions that are parties to the dispute; a dispute between a Settling State and a Participating Subdivision shall be split 50% by the Settling State and 50% by any Participating Subdivisions that are party to the dispute.
5. Prior to initiating an action to enforce pursuant to this subsection XII.F, the complaining party must:
- a. Provide written notice to the Enforcement Committee of its complaint, including the provision of the Consent Judgment and/or Agreement that the practice appears to violate, as well as the basis for its interpretation of the disputed provision. The Enforcement Committee shall establish a reasonable process and timeline for obtaining additional information from the involved parties; *provided, however*, that the date the Enforcement Committee establishes for obtaining additional information from the parties shall not be more than forty-five (45) days following the notice.

The Enforcement Committee may advise the involved parties of its views on the complaint and/or seek to resolve the complaint informally.

- b. Wait to commence any enforcement action until thirty (30) days after the date that the Enforcement Committee establishes for obtaining additional information from the involved parties.
- 6. If the parties to a dispute cannot agree on the proper forum for resolution of the dispute under the provisions of subsections XII.F.2 or XII.F.4, a committee comprising the Enforcement Committee and sufficient representatives of Janssen such that the members of the Enforcement Committee have a majority of one (1) member will determine the forum where the dispute will be initiated within twenty-eight (28) days of receiving notification of the dispute relating to the proper forum. The forum identified by such committee shall be the sole forum for determining where the dispute shall be heard, and the committee's identification of such forum shall not be entitled to deference by the forum selected.
- G. *No Effect.* Nothing in this Agreement shall be interpreted to limit the Settling State's Civil Investigative Demand ("CID") or investigative subpoena authority, to the extent such authority exists under applicable state law and the CID or investigative subpoena is issued pursuant to such authority, and Janssen reserves all of its rights in connection with a CID or investigative subpoena issued pursuant to such authority.

XIII. Miscellaneous

- A. *No Admission.* Janssen does not admit liability or wrongdoing. Neither this Agreement nor the Consent Judgments shall be considered, construed, or represented to be (1) an admission, concession, or evidence of liability or wrongdoing or (2) a waiver or any limitation of any defense otherwise available to Janssen.
- B. *Population of Subdivisions.* The population figures for Subdivisions shall be the published U.S. Census Bureau's population estimates for July 1, 2019, released May 2020. These population figures shall remain unchanged during the term of this Agreement.
- C. *Population of Special Districts.* For any purpose in this Agreement in which the population of a Special District is used, other than the use of "Covered Special District": (a) School Districts' population will be measured by the number of students enrolled who are eligible under the Individuals with Disabilities Education Act ("*IDEA*") or Section 504 of the Rehabilitation Act of 1973; (b) Health Districts' and Hospital Districts' population will be measured at 25% of discharges; and (c) all other Special Districts' (including Fire Districts' and Library Districts') population will be measured at 10% of the population served.
- D. *Population Associated with Sheriffs.* For any purpose in this Agreement in which the population associated with a lawsuit by a sheriff is used, the population will be measured at 20% of the capacity of the jail(s) operated by the sheriff.

E. *Tax Reporting and Cooperation.*

1. Upon request by Janssen, the Settling States, Participating Subdivisions, and Participating Special Districts agree to perform such further acts and to execute and deliver such further documents as may be reasonably necessary for Janssen to establish the statements set forth in subsection VI.E.3 to the satisfaction of their tax advisors, their independent financial auditors, the Internal Revenue Service, or any other governmental authority, including as contemplated by Treasury Regulations Section 1.162-21(b)(3)(ii) and any subsequently proposed or finalized relevant regulations or administrative guidance.
2. Without limiting the generality of subsection VI.C.1, each Settling State, Participating Subdivision, and Participating Special District shall cooperate in good faith with Janssen with respect to any tax claim, dispute, investigation, audit, examination, contest, litigation, or other proceeding relating to this Agreement.
3. The Designated State, on behalf of all Settling States, Participating Subdivisions, and Participating Special Districts, shall designate one of its officers or employees to act as the “appropriate official” within the meaning of Treasury Regulations Section 1.6050X-1(f)(1)(ii)(B) (the “Appropriate Official”).
4. For the avoidance of doubt, neither Janssen nor the Settling States, Participating Subdivisions, and Participating Special Districts make any warranty or representation to any Settling jurisdiction or Releasor as to the tax consequences of the payment of the Compensatory Restitution Amount (or any portion thereof).

F. *No Third-Party Beneficiaries.* Except as expressly provided in this Agreement, no portion of this Agreement shall provide any rights to, or be enforceable by, any person or entity that is not a Settling State or Released Entity. No Settling State may assign or otherwise convey any right to enforce any provision of this Agreement.

G. *Calculation.* Any figure or percentage referred to in this Agreement shall be carried to seven decimal places.

H. *Construction.* None of the Parties and no Participating Subdivision shall be considered to be the drafter of this Agreement or of any of its provisions for the purpose of any statute, case law, or rule of interpretation or construction that would or might cause any provision to be construed against the drafter of this Agreement. The headings of the provisions of this Agreement are not binding and are for reference only and do not limit, expand, or otherwise affect the contents or meaning of this Agreement.

I. *Cooperation.* Each Party and each Participating Subdivision agrees to use its best efforts and to cooperate with the other Parties and Participating Subdivisions to cause this Agreement and the Consent Judgments to become effective, to obtain all necessary approvals, consents and authorizations, if any, and to execute all documents and to take such other action as may be appropriate in connection herewith. Consistent with the foregoing, each Party and each Participating Subdivision agrees that it will not directly or indirectly assist or encourage any challenge to this Agreement or any Consent Judgment

by any other person, and will support the integrity and enforcement of the terms of this Agreement and the Consent Judgments.

- J. *Entire Agreement.* This Agreement, its exhibits and any other attachments, including the attorneys' fees and cost agreement in Exhibit R, embodies the entire agreement and understanding between and among the Parties and Participating Subdivisions relating to the subject matter hereof and supersedes (1) all prior agreements and understandings relating to such subject matter, whether written or oral and (2) all purportedly contemporaneous oral agreements and understandings relating to such subject matter.
- K. *Execution.* This Agreement may be executed in counterparts and by different signatories on separate counterparts, each of which shall be deemed an original, but all of which shall together be one and the same Agreement. One or more counterparts of this Agreement may be delivered by facsimile or electronic transmission with the intent that it or they shall constitute an original counterpart hereof. One or more counterparts of this Agreement may be signed by electronic signature.
- L. *Good Faith and Voluntary Entry.* Each Party warrants and represents that it negotiated the terms of this Agreement in good faith. Each of the Parties and signatories to this Agreement warrants and represents that it freely and voluntarily entered into this Agreement without any degree of duress or compulsion. The Parties state that no promise of any kind or nature whatsoever (other than the written terms of this Agreement) was made to them to induce them to enter into this Agreement.
- M. *No Prevailing Party.* The Parties each agree that they are not the prevailing party in this action, for purposes of any claim for fees, costs, or expenses as prevailing parties arising under common law or under the terms of any statute, because the Parties have reached a good faith settlement. The Parties each further waive any right to challenge or contest the validity of this Agreement on any ground, including, without limitation, that any term is unconstitutional or is preempted by, or in conflict with, any current or future law.
- N. *Non-Admissibility.* The settlement negotiations resulting in this Agreement have been undertaken by the Parties and by certain representatives of the Participating Subdivisions in good faith and for settlement purposes only, and no evidence of negotiations or discussions underlying this Agreement shall be offered or received in evidence in any action or proceeding for any purpose. This Agreement shall not be offered or received in evidence in any action or proceeding for any purpose other than in an action or proceeding arising under or relating to this Agreement.
- O. *Notices.* All notices or other communications under this Agreement shall be in writing (including but not limited to electronic communications) and shall be given to the recipients indicated below:

1. For the Attorney(s) General:

Ashley Moody,
Attorney General
State of Florida
The Capitol,
PL-01
Tallahassee, FL 32399

Josh Stein, Attorney General
North Carolina Department of Justice
Attn: Daniel Mosteller
PO Box 629
Raleigh, NC 27602
Dmosteller@ncdoj.gov

2. For the Plaintiffs' Executive Committee:

Paul F. Farrell
Farrell Law
P.O. Box 1180
Huntington, WV 25714-1180

Jayne Conroy
Simmons Hanly Conroy LLC
112 Madison Avenue, 7th Floor
New York, NY 10016-7416
JConroy@simmonsfirm.com

Joseph F. Rice
Motley Rice LLC
28 Bridgeside Blvd.
Mount Pleasant, SC 29464
jrice@motleyrice.com

Peter Mougey
Levin Papantonio Rafferty
316 South Baylen St.
Pensacola, FL 32502
pmougey@levinlaw.com

Paul J. Geller
Robbins Geller Rudman & Dowd LLP
120 East Palmetto Park Road
Boca Raton, FL 33432
PGeller@rgrdlaw.com

3. For Janssen:

Charles C. Lifland
O'Melveny & Myers LLP
400 South Hope Street, 18th Floor Los Angeles, CA 90071
Phone: (213) 430-6000
clifland@omm.com

Daniel R. Suvor
O'Melveny & Myers LLP
400 South Hope Street, 18th Floor Los Angeles, CA 90071
Phone: (213) 430-6000
dsuvor@omm.com

Any Party or the Plaintiffs' Executive Committee may change or add the contact information of the persons designated to receive notice on its behalf by notice given (effective upon the giving of such notice) as provided in this subsection.

- P. *No Waiver.* The waiver of any rights conferred hereunder shall be effective only if made by written instrument executed by the waiving Party or Parties. The waiver by any Party of any breach of this Agreement shall not be deemed to be or construed as a waiver of any other breach, whether prior, subsequent, or contemporaneous, nor shall such waiver be deemed to be or construed as a waiver by any other Party.
- Q. *Preservation of Privilege.* Nothing contained in this Agreement or any Consent Judgment, and no act required to be performed pursuant to this Agreement or any Consent Judgment, is intended to constitute, cause, or effect any waiver (in whole or in part) of any attorney-client privilege, work product protection, or common interest/joint defense privilege, and each Party agrees that it shall not make or cause to be made in any forum any assertion to the contrary.
- R. *Successors.* This Agreement shall be binding upon, and inure to the benefit of, Janssen and its respective successors and assigns. Janssen shall not sell the majority of its voting stock or substantially all its assets without obtaining the acquiror's agreement that it will constitute a successor with respect to Janssen's obligations under this Agreement.
- S. *Modification, Amendment, Alteration.* After the Reference Date, any modification, amendment, or alteration of this Agreement by the Parties shall be binding only if evidenced in writing signed by Janssen along with the signatures of at least thirty-seven (37) of those then-serving Attorneys General of the Settling States along with a representation from each Attorney General that either: (1) the advisory committee or similar entity established or recognized by that Settling State (either pursuant to subsection VI.E.2, by a State-Subdivision Agreement, or by statute) voted in favor of the modification, amendment, or alteration of this Agreement including at least one Participating Subdivision-appointed member; or (2) in States without any advisory committee, that 50.1% of the Participating Subdivisions by population expressed approval of the modification, amendment, or alteration of this Agreement in writing.

Provided, however, in the event the modification, amendment, or alteration relates to injunctive relief, interstate allocation between the Settling States, intrastate allocation in a particular Settling State, or fees or costs of Settling States and Participating Subdivisions, then every Settling State and each Participating Subdivision affected by that modification, amendment, or alteration must assent in writing. Provided further that, in the event the modification, amendment, or alteration relates to injunctive relief, then such amendment, modification, or alteration of injunctive relief against Janssen will not be effective unless and until any Consent Judgment is modified by a court of competent jurisdiction, except as otherwise provided by the Injunctive Terms.

T. *Termination.*

1. Unless otherwise agreed to by Janssen and the Settling State in question, this Agreement and all of its terms (except subsection XIII.N and any other non-admissibility provisions, which shall continue in full force and effect) shall be canceled and terminated with respect to the Settling State, and the Agreement and all orders issued by the courts in the Settling State pursuant to the Agreement shall become null and void and of no effect if one or more of the following conditions applies:
 - a. A Consent Judgment approving this Agreement without modification of any of the Agreement's terms has not been entered as to the Settling State by a court of competent jurisdiction on or before one hundred eighty (180) days after the Effective Date; or
 - b. This Agreement or the Consent Judgment as to that Settling State has been disapproved by a court of competent jurisdiction to which it was presented for approval and/or entry (or, in the event of an appeal from or review of a decision of such a court to approve this Agreement and the Consent Judgment, by the court hearing such appeal or conducting such review), and the time to appeal from such disapproval has expired, or, in the event of an appeal from such disapproval, the appeal has been dismissed or the disapproval has been affirmed by the court of last resort to which such appeal has been taken and such dismissal or disapproval has become no longer subject to further appeal (including, without limitation, review by the United States Supreme Court).
2. If this Agreement is terminated with respect to a Settling State and its Participating Subdivisions for whatever reason pursuant to subsection XIII.T.1, then:
 - a. An applicable statute of limitation or any similar time requirement (excluding any statute of repose) shall be tolled from the date the Settling State signed this Agreement until the later of the time permitted by applicable law or for one year from the date of such termination, with the effect that Janssen and the Settling State in question shall be in the same

position with respect to the statute of limitation as they were at the time the Settling State filed its action; and

b. Janssen and the Settling State and its Participating Subdivisions in question shall jointly move the relevant court of competent jurisdiction for an order reinstating the actions and claims dismissed pursuant to the terms of this Agreement governing dismissal, with the effect that Janssen and the Settling State and its Participating Subdivisions in question shall be in the same position with respect to those actions and claims as they were at the time the action or claim was stayed or dismissed.

3. Unless Janssen and the Enforcement Committee agree otherwise, this Agreement, with the exception of the Injunctive Relief Terms that have their own provisions on duration, shall terminate as to all Parties as of the Payment Date for Payment Year 9, *provided* that Janssen has performed its payment obligations under the Agreement as of that date. Notwithstanding any other provision in this Agreement, all releases under this Agreement will remain effective despite any termination under this paragraph.

U. *Governing Law.* Except (1) as otherwise provided in the Agreement or (2) as necessary, in the sole judgment of the National Arbitration Panel, to promote uniformity of interpretation for matters within the scope of the National Arbitration Panel's authority, this Agreement shall be governed by and interpreted in accordance with the respective laws of the Settling State, without regard to the conflict of law rules of such Settling State, that is seeking to enforce the Agreement against Janssen or against which Janssen is seeking enforcement. Notwithstanding any other provision in this subsection on governing law, any disputes relating to the Settlement Fund Escrow shall be governed by and interpreted in accordance with the law of the state where the escrow agent has its primary place of business.

EXHIBIT A

Alleged Harms

The following expert reports that were filed in connection with the case captioned *In re National Prescription Opiate Litigation*, No. 1-17-md-02804 (N.D. Ohio):

1. Expert report of Professor David Cutler, dated March 25, 2019.
2. Expert report of Dr. Jeffrey B. Liebman, dated March 25, 2019.
3. Expert report of Professor Thomas McGuire regarding damages to Bellwethers, dated March 25, 2019.
4. Report of Professor Thomas McGuire regarding public nuisance, dated March 25, 2019.

EXHIBIT B

Enforcement Committee Organization Bylaws

ARTICLE I

These bylaws constitute the code of rules adopted by the Settling States and Participating Subdivisions for the creation of an Enforcement Committee (the “Committee”) to exist and operate during the term of the Agreement in connection with Janssen and shall control the regulation and management of the Committee’s affairs.

ARTICLE II

Purpose

The Committee is organized for the sole purpose of evaluating and taking such action as deemed reasonable, necessary, and appropriate by the members of the Committee on the matters delegated to the Committee under that certain Settlement Agreement between the Settling States and Janssen dated July 21, 2021.

ARTICLE III

Members of the Committee

(1) Number of Members

The Committee will consist of seventeen (17) members (the “Members”). Upon majority resolution of the Committee, the number of Members may be increased or decreased from time to time, but in no event shall a decrease have the effect of decreasing the total number of Members to less than seven Members.

(2) Initial Members

The Committee initially will consist of eleven Settling State Members and six Participating Subdivision Members; three of the Participating Subdivisions shall be counties and three shall be municipalities. The initial Settling State Members are representatives from: Connecticut, Delaware, Florida, Georgia, Massachusetts, New York, North Carolina, Ohio, Pennsylvania, Tennessee, and Texas. The initial Participating Subdivision Members are: (a) Bexar County, Texas; (b) Broward County, Florida; (c) Chicago, Illinois; (d) Cincinnati, Ohio; (e) Nashville, Tennessee; and (f) Nassau County, New York. Until the Reference Date contained in the Settlement Agreement, the Participating Subdivisions may designate their outside counsel to serve as their representative. After the Reference Date, an employee or official of the Participating Subdivision must be the designated as the representative of the Participating Subdivision.

(3) Term of Members

The term of office for Members of the Committee will be until the end of the term of the Settlement Agreement, nine (9) years, unless and until a Member withdraws or resigns from the Committee.

(4) Resignation

Any Member may resign at any time by delivering written notice to the Chairperson of the Committee. Such resignation shall take effect upon receipt or, if later, at the time specified in the notice.

(5) Removal

(a) Any Member may be removed without cause, at any time, by a majority of the entire Committee, at a Regular or Special Meeting called for that purpose. Any Member under consideration of removal must first be notified about the consideration by written notice at least five days prior to the meeting at which the vote takes place.

(b) In the event that any Member is not a Settling State or a Participating Subdivision or the Member subsequently becomes a Later Litigating Subdivision, the Member shall be removed immediately without notice or vote of the Committee.

(6) Vacancies

In the event of a vacancy, the Members of the same type (Settling State or Participating Subdivision) shall select another Settling State or Participating Subdivision to fill that Member's position.

(7) Compensation

Members shall not receive any salaries or other compensation for their services, but, by resolution of the Committee, may be reimbursed for any actual expenses incurred in the performance of their duties for the Committee, as long as a majority of disinterested Members approve the reimbursement. Any reimbursement shall be sought from the Settlement Fund Administrator.

ARTICLE IV
Conflicts of Interest and Code of Ethics

If a Member, agent, or employee of the Committee has a conflict of interest, he or she may not participate in a vote, discussion, or decision about the matter. Each Member shall follow any applicable state or local law with respect to conflicts, gifts, and ethics.

ARTICLE V
Committee Meetings

(1) Place of Meetings

Meetings of the Committee will be held at any place that the Chairperson may designate, including by telephonic or electronic means.

(2) Regular Meetings

Regular meetings of the Committee shall be held as deemed necessary by the Chairperson or any three members.

- (3) Notice of Meetings**
Written notice of the date, time, place and subject of each meeting must be provided to the Members at least 72 hours before the scheduled time of the meeting, except when there is an emergency or urgent public necessity.
- (4) Quorum**
A majority of the incumbent Members (not counting vacancies) shall constitute a quorum for the purposes of convening a meeting or conducting business.
- (5) Voting and Proxy**
When it is necessary to vote on any matter before the Committee, Members may vote by electronic means as provided in these Bylaws. Proxy voting is permitted. In order for a matter to pass, the matter must have a majority vote of Members present and must have at least one vote from a Settling State Member and a Participating Subdivision Member. In the event that there is a Quorum, but no Settling State or Participating Subdivision Member is present, then a matter may pass with a simple majority vote.
- (6) Minutes**
The Committee shall prepare and keep minutes. The minutes must state the subject of each deliberation and indicate each vote, order, decision, or other action taken.

ARTICLE VI

Officers

- (1) Roster of Officers**
The Committee shall have a Chairperson, a Vice Chairperson, and a Secretary. The Committee may have at its discretion, such other officers as may be appointed by the Members of the Committee. One person may hold two or more offices, except those serving as Chairperson.
- (2) Election and Removal of Officers**
All officers shall serve two-year terms. The election shall be conducted at the first meeting of the fiscal year. Officers shall remain in office until their successors have been selected. Officers may serve consecutive terms without limit. The election of officers shall be by majority vote of the Members of the Committee attending the meeting.
- (3) Vacancies**
If a vacancy occurs during the term of office for any elected officer, the Members of the Committee shall elect a new officer to fill the remainder of the term as soon as practical, by majority vote of Members present.
- (4) Chairperson**
The Chairperson will supervise and control the affairs of the Committee and shall exercise such supervisory powers as may be given him/her by the Members of the Committee. The Chairperson will perform all duties incident to such office and such other duties as may be provided in these bylaws or as may be prescribed from time to time by the Committee. The

Chairperson shall preside at all meetings and shall exercise parliamentary control in accordance with Robert's Rules of Order.

(5) Vice Chairperson

The Vice Chairperson shall act in place of the Chairperson in the event of the Chairperson's absence, inability, or refusal to act, and shall exercise and discharge such other duties as may be required by the Committee. The Vice Chairperson shall serve as the parliamentarian and interpret any ambiguities of the bylaws.

(6) Secretary

The Secretary will keep and maintain all records related to the Committee and take minutes of all meetings.

(7) Records

All elected officers and committee chairpersons shall relinquish their records to the Chairperson immediately upon the completion of their term of office or completion of a project.

(8) Resignation

An officer may resign the office while not resigning membership from the Committee, by submitting a letter to the Chairperson. Vacancies occurring in any office shall be appointed for the remainder of the term.

ARTICLE VII

Duties

(1) Prior to the Reference Date

The Committee shall be responsible for any additional negotiations with Janssen, including, but not limited to, negotiating extensions of any periods created by the Settlement Agreement.

(2) After the Enforcement Date

The Committee shall establish procedures for the receipt of notices that a dispute exists concerning the Agreement and review of such disputes, pursuant to Section XII of the Agreement. Members may engage with Janssen, Settling States, and Participating Subdivisions attempting to resolve any dispute without further action by the Committee. The Committee may request additional information from Janssen, Settling States, and Participating Subdivisions to the extent the Committee believes such information is necessary to understand, resolve, or provide advice related to a dispute. The Committee shall endeavor to provide advice relative to the dispute no later than 60 days after receipt of notice.

ARTICLE VIII
Rules of Procedure

The proceedings and business of the Committee shall be governed by Robert's Rules of Order unless otherwise waived by the Committee.

ARTICLE IX
Operations

(1) Records

The Committee will keep correct and complete records and will also keep minutes of the proceedings of the Committee meetings and Committees. The Committee will keep such records at its principal place of business at a place designated by the Chairperson.

All elected officers and committee chairpersons shall relinquish their records to the Chairperson, immediately upon the completion of their term of office.

(2) Inspection of Books and Records

The minutes of a meeting are public records and shall be available for public inspection and copying on request to the Committee's Chairperson or the Chairperson's designee.

(3) Amendments

The bylaws may be amended at any time by a vote of a majority of Members present and must have at least one vote from a Settling State Member and a Participating Subdivision Member. In the event that there is a Quorum, but no Settling State or Participating Subdivision Member is present, then a matter may pass with a simple majority vote.

EXHIBIT C

Litigating Subdivision List

[Will be added by Janssen prior to Preliminary Agreement Date]

EXHIBIT D

[Intentionally Omitted]

EXHIBIT E

List of Opioid Remediation Uses

Schedule A Core Strategies

States and Qualifying Block Grantees shall choose from among the abatement strategies listed in Schedule B. However, priority shall be given to the following core abatement strategies (“*Core Strategies*”).¹

A. NALOXONE OR OTHER FDA-APPROVED DRUG TO REVERSE OPIOID OVERDOSES

1. Expand training for first responders, schools, community support groups and families; and
2. Increase distribution to individuals who are uninsured or whose insurance does not cover the needed service.

B. MEDICATION-ASSISTED TREATMENT (“MAT”) DISTRIBUTION AND OTHER OPIOID-RELATED TREATMENT

1. Increase distribution of MAT to individuals who are uninsured or whose insurance does not cover the needed service;
2. Provide education to school-based and youth-focused programs that discourage or prevent misuse;
3. Provide MAT education and awareness training to healthcare providers, EMTs, law enforcement, and other first responders; and
4. Provide treatment and recovery support services such as residential and inpatient treatment, intensive outpatient treatment, outpatient therapy or counseling, and recovery housing that allow or integrate medication and with other support services.

¹ As used in this Schedule A, words like “expand,” “fund,” “provide” or the like shall not indicate a preference for new or existing programs.

C. PREGNANT & POSTPARTUM WOMEN

1. Expand Screening, Brief Intervention, and Referral to Treatment (“*SBIRT*”) services to non-Medicaid eligible or uninsured pregnant women;
2. Expand comprehensive evidence-based treatment and recovery services, including MAT, for women with co-occurring Opioid Use Disorder (“*OUD*”) and other Substance Use Disorder (“*SUD*”)/Mental Health disorders for uninsured individuals for up to 12 months postpartum; and
3. Provide comprehensive wrap-around services to individuals with OUD, including housing, transportation, job placement/training, and childcare.

D. EXPANDING TREATMENT FOR NEONATAL ABSTINENCE SYNDROME (“*NAS*”)

1. Expand comprehensive evidence-based and recovery support for NAS babies;
2. Expand services for better continuum of care with infant-need dyad; and
3. Expand long-term treatment and services for medical monitoring of NAS babies and their families.

E. EXPANSION OF WARM HAND-OFF PROGRAMS AND RECOVERY SERVICES

1. Expand services such as navigators and on-call teams to begin MAT in hospital emergency departments;
2. Expand warm hand-off services to transition to recovery services;
3. Broaden scope of recovery services to include co-occurring SUD or mental health conditions;
4. Provide comprehensive wrap-around services to individuals in recovery, including housing, transportation, job placement/training, and childcare; and
5. Hire additional social workers or other behavioral health workers to facilitate expansions above.

F. TREATMENT FOR INCARCERATED POPULATION

1. Provide evidence-based treatment and recovery support, including MAT for persons with OUD and co-occurring SUD/MH disorders within and transitioning out of the criminal justice system; and
2. Increase funding for jails to provide treatment to inmates with OUD.

G. PREVENTION PROGRAMS

1. Funding for media campaigns to prevent opioid use (similar to the FDA's "Real Cost" campaign to prevent youth from misusing tobacco);
2. Funding for evidence-based prevention programs in schools;
3. Funding for medical provider education and outreach regarding best prescribing practices for opioids consistent with the 2016 CDC guidelines, including providers at hospitals (academic detailing);
4. Funding for community drug disposal programs; and
5. Funding and training for first responders to participate in pre-arrest diversion programs, post-overdose response teams, or similar strategies that connect at-risk individuals to behavioral health services and supports.

H. EXPANDING SYRINGE SERVICE PROGRAMS

1. Provide comprehensive syringe services programs with more wrap-around services, including linkage to OUD treatment, access to sterile syringes and linkage to care and treatment of infectious diseases.

I. EVIDENCE-BASED DATA COLLECTION AND RESEARCH ANALYZING THE EFFECTIVENESS OF THE ABATEMENT STRATEGIES WITHIN THE STATE

Schedule B Approved Uses

Support treatment of Opioid Use Disorder (OUD) and any co-occurring Substance Use Disorder or Mental Health (SUD/MH) conditions through evidence-based or evidence-informed programs or strategies that may include, but are not limited to, the following:

PART ONE: TREATMENT

A. TREAT OPIOID USE DISORDER (OUD)

Support treatment of Opioid Use Disorder (“*OUD*”) and any co-occurring Substance Use Disorder or Mental Health (“*SUD/MH*”) conditions through evidence-based or evidence-informed programs or strategies that may include, but are not limited to, those that:²

1. Expand availability of treatment for OUD and any co-occurring SUD/MH conditions, including all forms of Medication-Assisted Treatment (“*MAT*”) approved by the U.S. Food and Drug Administration.
2. Support and reimburse evidence-based services that adhere to the American Society of Addiction Medicine (“*ASAM*”) continuum of care for OUD and any co-occurring SUD/MH conditions.
3. Expand telehealth to increase access to treatment for OUD and any co-occurring SUD/MH conditions, including MAT, as well as counseling, psychiatric support, and other treatment and recovery support services.
4. Improve oversight of Opioid Treatment Programs (“*OTPs*”) to assure evidence-based or evidence-informed practices such as adequate methadone dosing and low threshold approaches to treatment.
5. Support mobile intervention, treatment, and recovery services, offered by qualified professionals and service providers, such as peer recovery coaches, for persons with OUD and any co-occurring SUD/MH conditions and for persons who have experienced an opioid overdose.
6. Provide treatment of trauma for individuals with OUD (*e.g.*, violence, sexual assault, human trafficking, or adverse childhood experiences) and family members (*e.g.*, surviving family members after an overdose or overdose fatality), and training of health care personnel to identify and address such trauma.
7. Support evidence-based withdrawal management services for people with OUD and any co-occurring mental health conditions.

² As used in this Schedule B, words like “expand,” “fund,” “provide” or the like shall not indicate a preference for new or existing programs.

8. Provide training on MAT for health care providers, first responders, students, or other supporting professionals, such as peer recovery coaches or recovery outreach specialists, including telementoring to assist community-based providers in rural or underserved areas.
9. Support workforce development for addiction professionals who work with persons with OUD and any co-occurring SUD/MH conditions.
10. Offer fellowships for addiction medicine specialists for direct patient care, instructors, and clinical research for treatments.
11. Offer scholarships and supports for behavioral health practitioners or workers involved in addressing OUD and any co-occurring SUD/MH or mental health conditions, including, but not limited to, training, scholarships, fellowships, loan repayment programs, or other incentives for providers to work in rural or underserved areas.
12. Provide funding and training for clinicians to obtain a waiver under the federal Drug Addiction Treatment Act of 2000 (“*DATA 2000*”) to prescribe MAT for OUD, and provide technical assistance and professional support to clinicians who have obtained a *DATA 2000* waiver.
13. Disseminate web-based training curricula, such as the American Academy of Addiction Psychiatry’s Provider Clinical Support Service–Opioids web-based training curriculum and motivational interviewing.
14. Develop and disseminate new curricula, such as the American Academy of Addiction Psychiatry’s Provider Clinical Support Service for Medication–Assisted Treatment.

B. SUPPORT PEOPLE IN TREATMENT AND RECOVERY

Support people in recovery from OUD and any co-occurring SUD/MH conditions through evidence-based or evidence-informed programs or strategies that may include, but are not limited to, the programs or strategies that:

1. Provide comprehensive wrap-around services to individuals with OUD and any co-occurring SUD/MH conditions, including housing, transportation, education, job placement, job training, or childcare.
2. Provide the full continuum of care of treatment and recovery services for OUD and any co-occurring SUD/MH conditions, including supportive housing, peer support services and counseling, community navigators, case management, and connections to community-based services.
3. Provide counseling, peer-support, recovery case management and residential treatment with access to medications for those who need it to persons with OUD and any co-occurring SUD/MH conditions.

4. Provide access to housing for people with OUD and any co-occurring SUD/MH conditions, including supportive housing, recovery housing, housing assistance programs, training for housing providers, or recovery housing programs that allow or integrate FDA-approved medication with other support services.
5. Provide community support services, including social and legal services, to assist in deinstitutionalizing persons with OUD and any co-occurring SUD/MH conditions.
6. Support or expand peer-recovery centers, which may include support groups, social events, computer access, or other services for persons with OUD and any co-occurring SUD/MH conditions.
7. Provide or support transportation to treatment or recovery programs or services for persons with OUD and any co-occurring SUD/MH conditions.
8. Provide employment training or educational services for persons in treatment for or recovery from OUD and any co-occurring SUD/MH conditions.
9. Identify successful recovery programs such as physician, pilot, and college recovery programs, and provide support and technical assistance to increase the number and capacity of high-quality programs to help those in recovery.
10. Engage non-profits, faith-based communities, and community coalitions to support people in treatment and recovery and to support family members in their efforts to support the person with OUD in the family.
11. Provide training and development of procedures for government staff to appropriately interact and provide social and other services to individuals with or in recovery from OUD, including reducing stigma.
12. Support stigma reduction efforts regarding treatment and support for persons with OUD, including reducing the stigma on effective treatment.
13. Create or support culturally appropriate services and programs for persons with OUD and any co-occurring SUD/MH conditions, including new Americans.
14. Create and/or support recovery high schools.
15. Hire or train behavioral health workers to provide or expand any of the services or supports listed above.

**C. CONNECT PEOPLE WHO NEED HELP TO THE HELP THEY NEED
(CONNECTIONS TO CARE)**

Provide connections to care for people who have—or are at risk of developing—OUD and any co-occurring SUD/MH conditions through evidence-based or evidence-informed programs or strategies that may include, but are not limited to, those that:

1. Ensure that health care providers are screening for OUD and other risk factors and know how to appropriately counsel and treat (or refer if necessary) a patient for OUD treatment.
2. Fund SBIRT programs to reduce the transition from use to disorders, including SBIRT services to pregnant women who are uninsured or not eligible for Medicaid.
3. Provide training and long-term implementation of SBIRT in key systems (health, schools, colleges, criminal justice, and probation), with a focus on youth and young adults when transition from misuse to opioid disorder is common.
4. Purchase automated versions of SBIRT and support ongoing costs of the technology.
5. Expand services such as navigators and on-call teams to begin MAT in hospital emergency departments.
6. Provide training for emergency room personnel treating opioid overdose patients on post-discharge planning, including community referrals for MAT, recovery case management or support services.
7. Support hospital programs that transition persons with OUD and any co-occurring SUD/MH conditions, or persons who have experienced an opioid overdose, into clinically appropriate follow-up care through a bridge clinic or similar approach.
8. Support crisis stabilization centers that serve as an alternative to hospital emergency departments for persons with OUD and any co-occurring SUD/MH conditions or persons that have experienced an opioid overdose.
9. Support the work of Emergency Medical Systems, including peer support specialists, to connect individuals to treatment or other appropriate services following an opioid overdose or other opioid-related adverse event.
10. Provide funding for peer support specialists or recovery coaches in emergency departments, detox facilities, recovery centers, recovery housing, or similar settings; offer services, supports, or connections to care to persons with OUD and any co-occurring SUD/MH conditions or to persons who have experienced an opioid overdose.
11. Expand warm hand-off services to transition to recovery services.
12. Create or support school-based contacts that parents can engage with to seek immediate treatment services for their child; and support prevention, intervention, treatment, and recovery programs focused on young people.
13. Develop and support best practices on addressing OUD in the workplace.
14. Support assistance programs for health care providers with OUD.

15. Engage non-profits and the faith community as a system to support outreach for treatment.
16. Support centralized call centers that provide information and connections to appropriate services and supports for persons with OUD and any co-occurring SUD/MH conditions.

D. ADDRESS THE NEEDS OF CRIMINAL JUSTICE-INVOLVED PERSONS

Address the needs of persons with OUD and any co-occurring SUD/MH conditions who are involved in, are at risk of becoming involved in, or are transitioning out of the criminal justice system through evidence-based or evidence-informed programs or strategies that may include, but are not limited to, those that:

1. Support pre-arrest or pre-arraignment diversion and deflection strategies for persons with OUD and any co-occurring SUD/MH conditions, including established strategies such as:
 1. Self-referral strategies such as the Angel Programs or the Police Assisted Addiction Recovery Initiative (“*PAARF*”);
 2. Active outreach strategies such as the Drug Abuse Response Team (“*DART*”) model;
 3. “Naloxone Plus” strategies, which work to ensure that individuals who have received naloxone to reverse the effects of an overdose are then linked to treatment programs or other appropriate services;
 4. Officer prevention strategies, such as the Law Enforcement Assisted Diversion (“*LEAD*”) model;
 5. Officer intervention strategies such as the Leon County, Florida Adult Civil Citation Network or the Chicago Westside Narcotics Diversion to Treatment Initiative; or
 6. Co-responder and/or alternative responder models to address OUD-related 911 calls with greater SUD expertise.
2. Support pre-trial services that connect individuals with OUD and any co-occurring SUD/MH conditions to evidence-informed treatment, including MAT, and related services.
3. Support treatment and recovery courts that provide evidence-based options for persons with OUD and any co-occurring SUD/MH conditions.
4. Provide evidence-informed treatment, including MAT, recovery support, harm reduction, or other appropriate services to individuals with OUD and any co-occurring SUD/MH conditions who are incarcerated in jail or prison.

5. Provide evidence-informed treatment, including MAT, recovery support, harm reduction, or other appropriate services to individuals with OUD and any co-occurring SUD/MH conditions who are leaving jail or prison or have recently left jail or prison, are on probation or parole, are under community corrections supervision, or are in re-entry programs or facilities.
6. Support critical time interventions (“CTP”), particularly for individuals living with dual-diagnosis OUD/serious mental illness, and services for individuals who face immediate risks and service needs and risks upon release from correctional settings.
7. Provide training on best practices for addressing the needs of criminal justice-involved persons with OUD and any co-occurring SUD/MH conditions to law enforcement, correctional, or judicial personnel or to providers of treatment, recovery, harm reduction, case management, or other services offered in connection with any of the strategies described in this section.

E. ADDRESS THE NEEDS OF PREGNANT OR PARENTING WOMEN AND THEIR FAMILIES, INCLUDING BABIES WITH NEONATAL ABSTINENCE SYNDROME

Address the needs of pregnant or parenting women with OUD and any co-occurring SUD/MH conditions, and the needs of their families, including babies with neonatal abstinence syndrome (“NAS”), through evidence-based or evidence-informed programs or strategies that may include, but are not limited to, those that:

1. Support evidence-based or evidence-informed treatment, including MAT, recovery services and supports, and prevention services for pregnant women—or women who could become pregnant—who have OUD and any co-occurring SUD/MH conditions, and other measures to educate and provide support to families affected by Neonatal Abstinence Syndrome.
2. Expand comprehensive evidence-based treatment and recovery services, including MAT, for uninsured women with OUD and any co-occurring SUD/MH conditions for up to 12 months postpartum.
3. Provide training for obstetricians or other healthcare personnel who work with pregnant women and their families regarding treatment of OUD and any co-occurring SUD/MH conditions.
4. Expand comprehensive evidence-based treatment and recovery support for NAS babies; expand services for better continuum of care with infant-need dyad; and expand long-term treatment and services for medical monitoring of NAS babies and their families.
5. Provide training to health care providers who work with pregnant or parenting women on best practices for compliance with federal requirements that children born with NAS get referred to appropriate services and receive a plan of safe care.

6. Provide child and family supports for parenting women with OUD and any co-occurring SUD/MH conditions.
7. Provide enhanced family support and child care services for parents with OUD and any co-occurring SUD/MH conditions.
8. Provide enhanced support for children and family members suffering trauma as a result of addiction in the family; and offer trauma-informed behavioral health treatment for adverse childhood events.
9. Offer home-based wrap-around services to persons with OUD and any co-occurring SUD/MH conditions, including, but not limited to, parent skills training.
10. Provide support for Children’s Services—Fund additional positions and services, including supportive housing and other residential services, relating to children being removed from the home and/or placed in foster care due to custodial opioid use.

PART TWO: PREVENTION

F. PREVENT OVER-PRESCRIBING AND ENSURE APPROPRIATE PRESCRIBING AND DISPENSING OF OPIOIDS

Support efforts to prevent over-prescribing and ensure appropriate prescribing and dispensing of opioids through evidence-based or evidence-informed programs or strategies that may include, but are not limited to, the following:

1. Funding medical provider education and outreach regarding best prescribing practices for opioids consistent with the Guidelines for Prescribing Opioids for Chronic Pain from the U.S. Centers for Disease Control and Prevention, including providers at hospitals (academic detailing).
2. Training for health care providers regarding safe and responsible opioid prescribing, dosing, and tapering patients off opioids.
3. Continuing Medical Education (CME) on appropriate prescribing of opioids.
4. Providing Support for non-opioid pain treatment alternatives, including training providers to offer or refer to multi-modal, evidence-informed treatment of pain.
5. Supporting enhancements or improvements to Prescription Drug Monitoring Programs (“PDMPs”), including, but not limited to, improvements that:
 1. Increase the number of prescribers using PDMPs;
 2. Improve point-of-care decision-making by increasing the quantity, quality, or format of data available to prescribers using PDMPs, by improving the interface that prescribers use to access PDMP data, or both; or

3. Enable states to use PDMP data in support of surveillance or intervention strategies, including MAT referrals and follow-up for individuals identified within PDMP data as likely to experience OUD in a manner that complies with all relevant privacy and security laws and rules.
6. Ensuring PDMPs incorporate available overdose/naloxone deployment data, including the United States Department of Transportation’s Emergency Medical Technician overdose database in a manner that complies with all relevant privacy and security laws and rules.
7. Increasing electronic prescribing to prevent diversion or forgery.
8. Educating dispensers on appropriate opioid dispensing.

G. PREVENT MISUSE OF OPIOIDS

Support efforts to discourage or prevent misuse of opioids through evidence-based or evidence-informed programs or strategies that may include, but are not limited to, the following:

1. Funding media campaigns to prevent opioid misuse.
2. Corrective advertising or affirmative public education campaigns based on evidence.
3. Public education relating to drug disposal.
4. Drug take-back disposal or destruction programs.
5. Funding community anti-drug coalitions that engage in drug prevention efforts.
6. Supporting community coalitions in implementing evidence-informed prevention, such as reduced social access and physical access, stigma reduction—including staffing, educational campaigns, support for people in treatment or recovery, or training of coalitions in evidence-informed implementation, including the Strategic Prevention Framework developed by the U.S. Substance Abuse and Mental Health Services Administration (“SAMHSA”).
7. Engaging non-profits and faith-based communities as systems to support prevention.
8. Funding evidence-based prevention programs in schools or evidence-informed school and community education programs and campaigns for students, families, school employees, school athletic programs, parent-teacher and student associations, and others.
9. School-based or youth-focused programs or strategies that have demonstrated effectiveness in preventing drug misuse and seem likely to be effective in preventing the uptake and use of opioids.

10. Create or support community-based education or intervention services for families, youth, and adolescents at risk for OUD and any co-occurring SUD/MH conditions.
11. Support evidence-informed programs or curricula to address mental health needs of young people who may be at risk of misusing opioids or other drugs, including emotional modulation and resilience skills.
12. Support greater access to mental health services and supports for young people, including services and supports provided by school nurses, behavioral health workers or other school staff, to address mental health needs in young people that (when not properly addressed) increase the risk of opioid or another drug misuse.

H. PREVENT OVERDOSE DEATHS AND OTHER HARMS (HARM REDUCTION)

Support efforts to prevent or reduce overdose deaths or other opioid-related harms through evidence-based or evidence-informed programs or strategies that may include, but are not limited to, the following:

1. Increased availability and distribution of naloxone and other drugs that treat overdoses for first responders, overdose patients, individuals with OUD and their friends and family members, schools, community navigators and outreach workers, persons being released from jail or prison, or other members of the general public.
2. Public health entities providing free naloxone to anyone in the community.
3. Training and education regarding naloxone and other drugs that treat overdoses for first responders, overdose patients, patients taking opioids, families, schools, community support groups, and other members of the general public.
4. Enabling school nurses and other school staff to respond to opioid overdoses, and provide them with naloxone, training, and support.
5. Expanding, improving, or developing data tracking software and applications for overdoses/naloxone revivals.
6. Public education relating to emergency responses to overdoses.
7. Public education relating to immunity and Good Samaritan laws.
8. Educating first responders regarding the existence and operation of immunity and Good Samaritan laws.
9. Syringe service programs and other evidence-informed programs to reduce harms associated with intravenous drug use, including supplies, staffing, space, peer support services, referrals to treatment, fentanyl checking, connections to care, and the full range of harm reduction and treatment services provided by these programs.

10. Expanding access to testing and treatment for infectious diseases such as HIV and Hepatitis C resulting from intravenous opioid use.
11. Supporting mobile units that offer or provide referrals to harm reduction services, treatment, recovery supports, health care, or other appropriate services to persons that use opioids or persons with OUD and any co-occurring SUD/MH conditions.
12. Providing training in harm reduction strategies to health care providers, students, peer recovery coaches, recovery outreach specialists, or other professionals that provide care to persons who use opioids or persons with OUD and any co-occurring SUD/MH conditions.
13. Supporting screening for fentanyl in routine clinical toxicology testing.

PART THREE: OTHER STRATEGIES

I. FIRST RESPONDERS

In addition to items in section C, D and H relating to first responders, support the following:

1. Education of law enforcement or other first responders regarding appropriate practices and precautions when dealing with fentanyl or other drugs.
2. Provision of wellness and support services for first responders and others who experience secondary trauma associated with opioid-related emergency events.

J. LEADERSHIP, PLANNING AND COORDINATION

Support efforts to provide leadership, planning, coordination, facilitations, training and technical assistance to abate the opioid epidemic through activities, programs, or strategies that may include, but are not limited to, the following:

1. Statewide, regional, local or community regional planning to identify root causes of addiction and overdose, goals for reducing harms related to the opioid epidemic, and areas and populations with the greatest needs for treatment intervention services, and to support training and technical assistance and other strategies to abate the opioid epidemic described in this opioid abatement strategy list.
2. A dashboard to (a) share reports, recommendations, or plans to spend opioid settlement funds; (b) to show how opioid settlement funds have been spent; (c) to report program or strategy outcomes; or (d) to track, share or visualize key opioid- or health-related indicators and supports as identified through collaborative statewide, regional, local or community processes.
3. Invest in infrastructure or staffing at government or not-for-profit agencies to support collaborative, cross-system coordination with the purpose of preventing

overprescribing, opioid misuse, or opioid overdoses, treating those with OUD and any co-occurring SUD/MH conditions, supporting them in treatment or recovery, connecting them to care, or implementing other strategies to abate the opioid epidemic described in this opioid abatement strategy list.

4. Provide resources to staff government oversight and management of opioid abatement programs.

K. TRAINING

In addition to the training referred to throughout this document, support training to abate the opioid epidemic through activities, programs, or strategies that may include, but are not limited to, those that:

1. Provide funding for staff training or networking programs and services to improve the capability of government, community, and not-for-profit entities to abate the opioid crisis.
2. Support infrastructure and staffing for collaborative cross-system coordination to prevent opioid misuse, prevent overdoses, and treat those with OUD and any co-occurring SUD/MH conditions, or implement other strategies to abate the opioid epidemic described in this opioid abatement strategy list (*e.g.*, health care, primary care, pharmacies, PDMPs, etc.).

L. RESEARCH

Support opioid abatement research that may include, but is not limited to, the following:

1. Monitoring, surveillance, data collection and evaluation of programs and strategies described in this opioid abatement strategy list.
2. Research non-opioid treatment of chronic pain.
3. Research on improved service delivery for modalities such as SBIRT that demonstrate promising but mixed results in populations vulnerable to opioid use disorders.
4. Research on novel harm reduction and prevention efforts such as the provision of fentanyl test strips.
5. Research on innovative supply-side enforcement efforts such as improved detection of mail-based delivery of synthetic opioids.
6. Expanded research on swift/certain/fair models to reduce and deter opioid misuse within criminal justice populations that build upon promising approaches used to address other substances (*e.g.*, Hawaii HOPE and Dakota 24/7).

7. Epidemiological surveillance of OUD-related behaviors in critical populations, including individuals entering the criminal justice system, including, but not limited to approaches modeled on the Arrestee Drug Abuse Monitoring (“ADAM”) system.
8. Qualitative and quantitative research regarding public health risks and harm reduction opportunities within illicit drug markets, including surveys of market participants who sell or distribute illicit opioids.
9. Geospatial analysis of access barriers to MAT and their association with treatment engagement and treatment outcomes.

EXHIBIT F

List of States and Overall Allocation Percentages

Alabama	1.6491291250%
Alaska	0.2619596435%
American Samoa	0.0174609943%
Arizona	2.3755949882%
Arkansas	0.9713856799%
California	9.9213830698%
Colorado	1.6616291219%
Connecticut	1.3399918096%
Delaware	0.4951498892%
District of Columbia	0.2078293111%
Florida	7.0259134409%
Georgia	2.7882080114%
Guam	0.0513089852%
Hawaii	0.3443244815%
Idaho	0.5297889112%
Illinois	3.3263363702%
Indiana	2.2168933059%
Iowa	0.7611448951%
Kansas	0.8077259480%
Kentucky	2.1047890943%
Louisiana	1.5229786769%
Maine	0.5651006743%
Maryland	2.1106090494%
Massachusetts	2.3035761083%
Michigan	3.4020234989%
Minnesota	1.2972597706%
Mississippi	0.8942157086%
Missouri	2.0056475170%
Montana	0.3457758645%
N. Mariana Islands	0.0188110001%
Nebraska	0.4313919963%
Nevada	1.2547155559%
New Hampshire	0.6311550689%
New Jersey	2.7551354545%
New Mexico	0.8623532836%
New York	5.3903813405%

North Carolina	3.2502525994%
North Dakota	0.1878951417%
Ohio	4.3567051408%
Oklahoma	0.3053135060%
Oregon	1.4309172888%
Pennsylvania	4.5882419559%
Puerto Rico	0.7295764154%
Rhode Island	0.4942737092%
South Carolina	1.5905629933%
South Dakota	0.2193860923%
Tennessee	2.6881474977%
Texas	6.2932157196%
Utah	1.1945774957%
Vermont	0.2876050633%
Virgin Islands	0.0343504215%
Virginia	2.2801150757%
Washington	2.3189040182%
West Virginia	1.1438786260%
Wisconsin	1.7582560561%
Wyoming	0.1987475390%

EXHIBIT G

Subdivisions Eligible to become Participating Subdivisions and Default Subdivision Fund Allocation Percentages

The Subdivisions set forth on this Exhibit G are eligible to become Participating Subdivisions. By default, the Subdivisions set forth on this Exhibit G shall include: (1) all Litigating Subdivisions; (2) all counties and parishes in States with functional counties or parishes; (3) all Subdivisions that are the highest level of general purpose government in States without functional counties or parishes; and (4) all other Subdivisions with a population of 10,000 or greater. A State may elect to add any additional Subdivisions to this Exhibit G at any time prior to the Initial Participation Date.

Immediately upon the effectiveness of any State-Subdivision Agreement, Allocation Statute, Statutory Trust, or voluntary redistribution allowed by subsection VI.D.3 (or upon the effectiveness of an amendment to any State-Subdivision Agreement, Allocation Statute, Statutory Trust, or voluntary redistribution allowed by subsection VI.D.3) that addresses allocation from the Subdivision Fund, whether before or after the Initial Participation Date, this Exhibit G will automatically be amended to reflect the allocation from the Subdivision Fund pursuant to the State-Subdivision Agreement, Allocation Statute, Statutory Trust, or voluntary redistribution allowed by subsection VI.D.3.

For the avoidance of doubt, inclusion on this Exhibit G shall not create any claim for any amount of the Settlement Fund, and no such amounts shall be allocated or distributed to any Subdivision included herein if such Subdivision does not otherwise meet all requirements to receive any such funds pursuant to the Agreement.

The Parties recognize the benefits of remediation funds reaching all communities, including through direct payments from the Subdivision Fund. However, to promote efficiency in the use of such funds and avoid administratively-burdensome disbursements that would be too small to add a meaningful abatement response, certain Subdivisions do not receive a direct allocation from the Subdivision Fund. However, such Subdivisions will benefit from Opioid Remediation in their community, and are eligible to receive direct benefits from the Abatement Accounts Fund in their State. All settlement funds, whether allocated to a Settling State, an Abatement Accounts Fund or a Subdivision listed on this Exhibit G can be used for Opioid Remediation in communities not listed herein.

As provided by subsection VI.D.4.c, the Allocation Percentages shown below apply to distribution of each Settling State's Subdivision Fund in the absence of a State-Subdivision Agreement, Allocation Statute, or Statutory Trust. The allocation that would have otherwise gone to Subdivisions not listed below as receiving a direct allocation shall be (1) directed to the county or parish in which such Subdivision is located in Settling States with functional counties or parishes if the relevant county or parish is a Participating Subdivision or (2) to the highest-level general purpose government in which such Subdivision is located in Settling States without functional counties or parishes if the relevant highest-level general purpose government is a Participating Subdivision. Where the relevant county, parish or highest-level General Purpose Government is not a Participating Subdivision, allocations of General Purpose Subdivisions not

listed below as eligible to become Participating Subdivisions shall be allocated pursuant to subsection VII.I. The redirecting of funds described in this paragraph is intended to promote the efficient use of Opioid Remediation funds while keeping, where possible, local control of the distribution of those funds.

This Exhibit G will be updated with Subdivisions eligible to become Participating Subdivisions pursuant to subsection I.77.

EXHIBIT H

Participation Tier Determination*

Participation Tier	Settling States as of the Payment Date (beginning in Payment Year 1)	Percentage of Litigating Subdivisions that Are Participating Subdivisions and/or Subdivisions Subject to a Bar, Case-Specific Resolution, or Settlement Class Resolution in effect as of the Payment Date (beginning in Payment Year 1)	Percentage of Non-Litigating Subdivisions with Populations over 10,000 that Are Participating Subdivisions and/or Subdivisions Subject to a Bar, Case-Specific Resolution, or Settlement Class resolution in effect as of the Payment Date (beginning in Payment Year 1)
1	44	95%	90%
2	45	96%	96%
3	46	97%	97%
4	48	98%	97%

* The following conditions apply to the determination of Participation Tiers:

1. For the sole purpose of the Participation Tier determination under this Exhibit, the States used to calculate each criterion (including the percentages of Litigating and Non-Litigating Subdivisions in Settling States that are Participating Subdivisions) will include each of the 50 states in the United States, excluding the District of Columbia, American Samoa, Guam, the Northern Mariana Islands, Puerto Rico, and the U.S. Virgin Islands.
2. Assessment of Subdivision participation percentage will be national in scope.
3. For purposes of determining Participation Tiers, “Litigating Subdivisions” includes Special Districts that have brought any Released Claims against any Released Entities. Special Districts shall have their population measured as set forth in subsection XIII.C.
4. The percentage of Litigating Subdivisions and percentage of Non-Litigating Subdivisions with populations over 10,000 will be calculated as follows: Each Litigating Subdivision and each Non-Litigating Subdivision with a population over 10,000 in the States used to calculate the Participation Tier will be assigned a metric reflecting both population and severity (the “Population-Severity Metric”). The Population-Severity Metric shall be the Subdivision’s population plus the Subdivision’s population multiplied by the severity factor for the State of the Subdivision (the severity factors for each State are attached as Exhibit T hereto) and then divided in two, thus giving 50% weight to each of population and population multiplied by the severity factor. The denominator for each percentage shall be the sum total of the Population-Severity Metric for all the Subdivisions in the

relevant category (Litigating Subdivisions or Non-Litigating Subdivisions with populations over 10,000) in the Settling States, notwithstanding that persons may be included within the population (and therefore the Population-Severity Metric) of more than one Subdivision. The numerator will be the sum total of the Population-Severity Metrics of all Subdivisions in the relevant category of Subdivision (*i.e.*, Litigating Subdivisions or Non-Litigating Subdivisions with populations over 10,000) in the Settling States that are either Participating Subdivisions or are subject to a Bar, Case-Specific Resolution, or Settlement Class Resolution, notwithstanding that persons may be included within the population of more than one Subdivision. For the avoidance of doubt, Subdivisions in Non-Settling States are excluded from both the denominator and numerator of the calculations for the percentage of Litigating Subdivisions and percentage of Non-Litigating Subdivisions with populations over 10,000.

5. When the Participation Tier is redetermined annually, Later Participating Subdivisions described in Section VII.E.3 or Section VII.E.4 shall not be included as Participating Subdivisions, and for Subdivisions subject to a Bar, Case-Specific Resolution, or Settlement Class Resolution to be included, the Bar, Case-Specific Resolution, or Settlement Class Resolution must have been in effect both as of the relevant Payment Date and for the entire period since the prior Payment Date.
6. Subdivisions with populations over 10,000 are listed on Exhibit I.

EXHIBIT I

Primary Subdivisions and Subdivisions over 10,000

[Distributor Agreement Exhibit I to be inserted]

EXHIBIT J

Janssen Predecessors and Former Affiliates

The following includes a non-exclusive list of Janssen's predecessors and former affiliates:

1. Janssen Pharmaceutica, Inc.
2. Janssen Pharmaceutica N.V.
3. Janssen-Cilag Manufacturing, LLC
4. Janssen Global Services, LLC
5. Janssen Ortho LLC
6. Janssen Products, LP
7. Janssen Research & Development, LLC
8. Janssen Supply Group, LLC
9. Janssen Scientific Affairs, LLC
10. JOM Pharmaceutical Services, Inc.
11. OMJ Pharmaceuticals, Inc.
12. Ortho-McNeil Finance Co.
13. Ortho-McNeil Pharmaceutical
14. Ortho-McNeil-Janssen Pharmaceuticals
15. Ortho-McNeil Pharmaceutical Services Division
16. Ortho-McNeil Neurologic
17. Patriot Pharmaceuticals, LLC
18. Pricara, Ortho-McNeil-Janssen Pharmaceuticals
19. Alza Corp.
20. Alza Development Corp.
21. Janssen Supply Chain, Alza Corp.
22. Noramco, Inc.
23. Tasmanian Alkaloids PTY LTD.

EXHIBIT K

Settlement Participation Form

Governmental Entity:	State:
Authorized Official:	
Address 1:	
Address 2:	
City, State, Zip:	
Phone:	
Email:	

The governmental entity identified above (“Governmental Entity”), in order to obtain and in consideration for the benefits provided to the Governmental Entity pursuant to the Settlement Agreement dated July 21, 2021 (“Janssen Settlement”), and acting through the undersigned authorized official, hereby elects to participate in the Janssen Settlement, release all Released Claims against all Released Entities, and agrees as follows.

1. The Governmental Entity is aware of and has reviewed the Janssen Settlement, understands that all terms in this Election and Release have the meanings defined therein, and agrees that by this Election, the Governmental Entity elects to participate in the Janssen Settlement and become a Participating Subdivision as provided therein.
2. The Governmental Entity shall, within 14 days of the Reference Date and prior to the filing of the Consent Judgment, dismiss with prejudice any Released Claims that it has filed.
3. The Governmental Entity agrees to the terms of the Janssen Settlement pertaining to Subdivisions as defined therein.
4. By agreeing to the terms of the Janssen Settlement and becoming a Releasor, the Governmental Entity is entitled to the benefits provided therein, including, if applicable, monetary payments beginning after the Effective Date.
5. The Governmental Entity agrees to use any monies it receives through the Janssen Settlement solely for the purposes provided therein.
6. The Governmental Entity submits to the jurisdiction of the court in the Governmental Entity’s state where the Consent Judgment is filed for purposes limited to that court’s role as provided in, and for resolving disputes to the extent provided in, the Janssen Settlement.
7. The Governmental Entity has the right to enforce the Janssen Settlement as provided therein.

8. The Governmental Entity, as a Participating Subdivision, hereby becomes a Releasor for all purposes in the Janssen Settlement, including but not limited to all provisions of Section IV (Release), and along with all departments, agencies, divisions, boards, commissions, districts, instrumentalities of any kind and attorneys, and any person in their official capacity elected or appointed to serve any of the foregoing and any agency, person, or other entity claiming by or through any of the foregoing, and any other entity identified in the definition of Releasor, provides for a release to the fullest extent of its authority. As a Releasor, the Governmental Entity hereby absolutely, unconditionally, and irrevocably covenants not to bring, file, or claim, or to cause, assist or permit to be brought, filed, or claimed, or to otherwise seek to establish liability for any Released Claims against any Released Entity in any forum whatsoever. The releases provided for in the Janssen Settlement are intended by the Parties to be broad and shall be interpreted so as to give the Released Entities the broadest possible bar against any liability relating in any way to Released Claims and extend to the full extent of the power of the Governmental Entity to release claims. The Janssen Settlement shall be a complete bar to any Released Claim.
9. In connection with the releases provided for in the Janssen Settlement, each Governmental Entity expressly waives, releases, and forever discharges any and all provisions, rights, and benefits conferred by any law of any state or territory of the United States or other jurisdiction, or principle of common law, which is similar, comparable, or equivalent to § 1542 of the California Civil Code, which reads:

General Release; extent. A general release does not extend to claims that the creditor or releasing party does not know or suspect to exist in his or her favor at the time of executing the release that, if known by him or her, would have materially affected his or her settlement with the debtor or released party.

A Releasor may hereafter discover facts other than or different from those which it knows, believes, or assumes to be true with respect to the Released Claims, but each Governmental Entity hereby expressly waives and fully, finally, and forever settles, releases and discharges, upon the Effective Date, any and all Released Claims that may exist as of such date but which Releasors do not know or suspect to exist, whether through ignorance, oversight, error, negligence or through no fault whatsoever, and which, if known, would materially affect the Governmental Entities' decision to participate in the Janssen Settlement.

10. Nothing herein is intended to modify in any way the terms of the Janssen Settlement, to which Governmental Entity hereby agrees. To the extent this Election and Release is interpreted differently from the Janssen Settlement in any respect, the Janssen Settlement controls.

I have all necessary power and authorization to execute this Election and Release on behalf of the Governmental Entity.

Signature: _____

Name: _____

Title: _____

Date: _____

EXHIBIT L

Settlement Fund Administrator

This Exhibit L will be appended to the Agreement prior to the Initial Participation Date pursuant to subsection I.66.

EXHIBIT M

Settlement Payment Schedule

Payment # /Year	Suspension Applies to:	Atty Fee, Costs & Additional Restitution Amount	Base	Incentives A, B & C (maximum)	Incentive D (Lookback Payment)	Credit	Total
Payment 1 ED+90 days	None	\$103,244,576	\$282,175,271	---	---	\$14,580,153	\$400,000,000
Payment 2 July 2022	None	---	\$658,320,615	---	---	---	\$658,320,615
Payment 3 July 2023	Bonus	\$93,629,192	---	\$526,905,161	---	\$71,145,032	\$691,679,385
Payment 4 July 2024	Bonus	\$93,629,191	\$259,273,971	\$549,768,597	---	\$47,328,241	\$950,000,000
Payment 5 July 2025	Bonus	\$43,720,414	\$262,463,219	\$634,274,384	---	\$59,541,983	\$1,000,000,000
Payment 6 July 2026	Bonus	\$43,720,414	\$105,720,216	\$54,325,273	---	\$12,900,764	\$216,666,667
Payment 7 July 2027	Bonus & lookback	\$43,720,414	\$63,074,061	\$54,325,273	\$42,646,154	\$12,900,765	\$216,666,667
Payment 8 July 2028	Bonus & lookback	\$43,720,414	\$63,074,060	\$54,325,272	\$42,646,154	\$12,900,766	\$216,666,666
Payment 9 July 2029	Bonus & lookback	---	\$82,748,246	\$78,371,501	\$42,646,154	\$12,900,766	\$216,666,667
Payment 10 July 2030	Base, bonus & lookback	---	\$82,748,248	\$78,371,500	\$42,646,154	\$12,900,765	\$216,666,667
Payment 11 July 2031	Base, bonus & lookback	---	\$82,748,248	\$78,371,500	\$42,646,153	\$12,900,765	\$216,666,666
Total		\$465,384,615	\$1,942,346,155	\$2,109,038,461	\$213,230,769	\$270,000,000	\$5,000,000,000

NOTES:

1. Any adjustments to attorneys' fees and costs will be addressed in the separate attorneys' fees and costs agreement.

2. The attorneys' fees and costs included in the schedule include the Additional Restitution Amount, which will be paid in lieu of attorneys' fees to Settling States listed on Exhibit N.
3. Any offsets under Section V would also be deducted from the base, Incentive B & C maximum, and Incentive D lookback payments and applied proportionately to all payments.
4. Accelerated payments for Incentive A would adjust figures for base and Incentive B & C payments.
5. The dates of payments shown on the schedule are approximate, and will be determined by subsection V.B.1.

EXHIBIT N

Additional Restitution Amount Allocation

Alabama	2.1169269268%
Alaska	0.3443798454%
American Samoa	0.0219613287%
Arizona	2.9452135100%
California	13.1510781360%
Colorado	2.1897380150%
Connecticut	1.7275419499%
Delaware	0.6508743856%
District of Columbia	0.2811929384%
Georgia	3.7040606512%
Guam	0.0665280480%
Hawaii	0.4710748102%
Illinois	4.3924998997%
Indiana	2.7750263890%
Iowa	1.0610119129%
Kansas	1.0960862986%
Louisiana	2.0857625133%
Maine	0.7470015721%
Maryland	2.6658205590%
Massachusetts	2.9180077435%
Michigan	4.3144215263%
Minnesota	1.7616910858%
Missouri	2.5748706956%
Montana	0.4612247807%
N. Mariana Islands	0.0240110183%
Nebraska	0.5931074216%
New York	8.4314865530%
North Carolina	4.1880762974%
North Dakota	0.2646479540%
Oregon	1.8098698760%
Pennsylvania	5.6817646992%
Rhode Island	0.6444665757%
South Carolina	2.0610356358%
Tennessee	3.3570652958%
Texas	10.8573789344%
Utah	1.5481963920%

Vermont	0.3893298238%
Virgin Islands	0.0453295506%
Virginia	3.0182689455%
Wisconsin	2.2927931680%
Wyoming	0.2691763371%

EXHIBIT O

Adoption of a State-Subdivision Agreement

A State-Subdivision Agreement shall be applied if it meets the requirements of Section VI and is approved by the State and by the State's Subdivisions as follows:

1. *Requirements for Approval.* A State-Subdivision Agreement shall be deemed as agreed to when it has been approved by the State and either (a) Subdivisions whose aggregate "Population Percentages," determined as set forth below, total more than sixty percent (60%), or (b) Subdivisions whose aggregate Population Percentages total more than fifty percent (50%) provided that these Participating Subdivisions also represent fifteen percent (15%) or more of the State's counties or parishes (or, in the case of Settling States whose counties and parishes do not function as local governments, 15% of or more of the Settling State's non-county Subdivisions), by number.
2. *Approval Authority.* Approval by the State shall be by the Attorney General. Approval by a Subdivision shall be by the appropriate official or legislative body pursuant to the required procedures for that Subdivision to agree to a legally binding settlement.
3. *Population Percentage Calculation.* For purposes of this Exhibit O only, Population Percentages shall be determined as follows: For States with functional counties or parishes³, the Population Percentage of each county or parish shall be deemed to be equal to (a) (1) 200% of the population of such county or parish, minus (2) the aggregate population of all Primary Incorporated Municipalities located in such county or parish, divided by (b) 200% of the State's population. A "Primary Incorporated Municipality" means a city, town, village or other municipality incorporated under applicable state law with a population of at least 25,000 that is not located within another incorporated municipality. The Population Percentage of each Primary Incorporated Municipality shall be equal to its population (including the population of any incorporated or unincorporated municipality located therein) divided by 200% of the State's population; *provided* that the Population Percentage of a Primary Incorporated Municipality that is not located within a county shall be equal to 200% of its population (including the population of any incorporated or unincorporated municipality located therein) divided by 200% of the State's population. For all States that do not have functional counties or parishes, the Population Percentage of each non-county Subdivision (including any incorporated or unincorporated municipality located therein), shall be equal to its population divided by the State's population.
4. *Preexisting Agreements and Statutory Provisions.* A State may include with the notice to its Subdivisions an existing agreement, a proposed agreement, or statutory provisions regarding the distribution and use of settlement funds and have the acceptance of such an agreement or statutory provision be part of the requirements to be an Initial Participating Subdivision.

³ Certain states do not have counties or parishes that have functional governments, including: Alaska, Connecticut, Massachusetts, Rhode Island, and Vermont.

5. *Revised Agreements.* A State-Subdivision Agreement that has been revised, supplemented, or refined shall be applied if it meets the requirements of Section VI and is approved by the State and by the State's Subdivisions pursuant to the terms above.

EXHIBIT P

Injunctive Relief

A. Definitions Specific to this Exhibit

1. “*Cancer-Related Pain Care*” means care that provides relief from pain resulting from a patient’s active cancer or cancer treatment as distinguished from treatment provided during remission.
2. “*Janssen*” means Johnson & Johnson, Janssen Pharmaceuticals, Inc., Ortho-McNeil-Janssen Pharmaceuticals, Inc., and Janssen Pharmaceutica, Inc. (collectively, “Janssen”), including all of their subsidiaries, predecessors, successors, current officers, directors, employees, representatives, agents, affiliates, parents, and assigns acting on behalf of Janssen in the United States.
3. “*End-of-Life Care*” means care for persons with a terminal illness or at high risk for dying in the near future in hospice care, hospitals, long-term care settings, or at home.
4. “*Health Care Provider*” means any U.S.-based physician or other health care practitioner who is licensed to provide health care services or to prescribe pharmaceutical products and any medical facility, practice, hospital, clinic, or pharmacy.
5. “*In-Kind Support*” means payment or assistance in the form of goods, commodities, services, or anything else of value.
6. “*Lobby*” and “*Lobbying*” shall have the same meaning as “lobbying activities” and “lobbying contacts” under the federal lobbying disclosure act, 2 U.S.C. § 1602 *et seq.*, and any analogous state or local provisions governing the person or entity being lobbied. As used in this document, “Lobby” and “Lobbying” include Lobbying directly or indirectly, through grantees or Third Parties.
7. “*Opioid(s)*” means all naturally occurring, synthetic, or semisynthetic substances that interact with opioid receptors and act like opium. For the avoidance of doubt, the term “Opioid(s)” does not include Imodium.
8. “*Opioid Product(s)*” means all current and future medications containing Opioids approved by the U.S. Food & Drug Administration (FDA) and listed by the DEA as Schedule II, III, or IV drugs pursuant to the federal Controlled Substances Act (including but not limited to buprenorphine, codeine, fentanyl, hydrocodone, hydromorphone, meperidine, methadone, morphine, oxycodone, oxymorphone, tapentadol, and tramadol). The term “Opioid Products(s)” shall not include (i) methadone and other substances when used exclusively to treat opioid abuse, addiction, or overdose; or (ii) raw materials, immediate precursors, and/or active pharmaceutical ingredients (APIs) used in the manufacture or study of Opioids or Opioid Products, but only when such materials, immediate precursors, and/or

APIs are sold or marketed exclusively to DEA-licensed manufacturers or DEA-licensed researchers.

9. “*ODU*” means opioid use disorder defined in the *Diagnostic and Statistical Manual of Mental Disorders, Fifth Edition (DSM–5)*, as updated or amended.
10. “*Product(s) for the Treatment of Opioid-Induced Side Effects*” means any over-the-counter or prescription remedy used to treat those side effects identified on the FDA label for any Opioid Product, except that, for purposes of the Agreement, Product(s) for the Treatment of Opioid-Induced Side Effects shall not include products that treat OUD or respiratory depression.
11. “*Promote*,” “*Promoting*,” “*Promotion*,” and “*Promotional*” means dissemination of information or other practices intended or reasonably anticipated to increase sales, prescriptions, or that attempts to influence prescribing practices in the United States. These terms shall not include the provision of scientific information or data in response to unsolicited requests from Health Care Providers or payors as allowed in subsection C.2.e-h.
12. “*Third Party(ies)*” means any person or entity other than Janssen or a government entity.
13. “*Treatment of Pain*” means the provision of therapeutic modalities to alleviate or reduce pain.
14. “*Unbranded Information*” means any information that does not identify a specific branded or generic product.

B. Ban on Selling and Manufacturing Opioids

1. Janssen shall not manufacture or sell any Opioids or Opioid Products for distribution in the United States. Janssen represents that prior to the Effective Date, it de-listed all of its Opioid Products and no longer ships any of them to or within the United States. Janssen shall provide notice to the Settling States when the last of the inventory Janssen has shipped has expired.
2. Notwithstanding subsection B.1, above, Janssen may continue to manufacture Nucynta and Nucynta ER (collectively “Nucynta”) in accordance with the terms of its April 2, 2015 contract with Depomed, Inc., rights to which were assigned to Collegium Pharmaceutical, Inc. (“Collegium”) on February 13, 2020, so long as Janssen is not Promoting Nucynta, or selling Nucynta to anyone other than Collegium. Janssen shall not extend, amend, or otherwise alter the terms of its April 2, 2015 contract or enter into any similar agreement related to Nucynta or any other Opioid or Opioid Product. For the term of its April 2, 2015 contract, or until the expiration of subsection B.1, whichever is shorter, Janssen shall make an annual report to the Settling States showing the amount of Nucynta manufactured in accordance with the April 2, 2015 contract.

C. Ban on Promotion

1. Janssen shall not engage in Promotion of Opioids or Opioid Products including but not limited to, by:
 - a. Employing or contracting with sales representatives or other persons to Promote Opioids or Opioid Products to Health Care Providers or patients, or to persons involved in determining the Opioid Products included in formularies;
 - b. Using speakers, key opinion leaders, thought leaders, lecturers, and/or speaking events for Promotion of Opioids or Opioid Products;
 - c. Sponsoring, or otherwise providing financial support or In-Kind Support to medical education programs for Promotion of Opioids or Opioid Products;
 - d. Creating, sponsoring, operating, controlling, or otherwise providing financial support or In-Kind Support to any website, network, and/or social or other media account for the Promotion of Opioids or Opioid Products;
 - e. Creating, sponsoring, distributing, or otherwise providing financial support or In-Kind Support for materials Promoting Opioids or Opioid Products, including but not limited to brochures, newsletters, pamphlets, journals, books, and guides;
 - f. Creating, sponsoring, or otherwise providing financial support or In-Kind Support for advertisements that Promote Opioids or Opioid Products, including but not limited to internet advertisements or similar content, and providing hyperlinks or otherwise directing internet traffic to advertisements; and
 - g. Engaging in internet search engine optimization or other techniques designed to Promote Opioids or Opioid Products by improving rankings or making content appear among the top results in an internet search or otherwise be more visible or more accessible to the public on the internet.
2. Notwithstanding subsection C.1 directly above, Janssen may:
 - a. Maintain a corporate website;
 - b. Maintain a website for any Opioid Product that contains principally the following content: the FDA-approved package insert, medication guide, and labeling, and a statement directing patients or caregivers to speak with a licensed Health Care Provider;

- c. Provide information or support the provision of information as expressly required by law or any state or federal government agency with jurisdiction in [State];
- d. Provide the following by mail, electronic mail, on or through Janssen’s corporate or product websites or through other electronic or digital methods: FDA-approved package insert, medication guide, approved labeling for Opioid Products, or other prescribing information for Opioid Products that are published by a state or federal government agency with jurisdiction in [State];
- e. Provide scientific and/or medical information in response to an unsolicited request by a Health Care Provider consistent with the standards set forth in the FDA’s Draft Guidance for Industry, *Responding to Unsolicited Requests for Off-Label Information About Prescription Drugs and Medical Devices* (Dec. 2011) as updated or amended by the FDA, and Guidance for Industry, *Good Reprint Practices for the Distribution of Medical Journal Articles and Medical or Scientific Reference Publications on Unapproved New Uses of Approved Drugs and Approved or Cleared Medical Devices* (Jan. 2009) as updated or amended by the FDA;
- f. Provide a response to any unsolicited question or request from a patient or caregiver, directing the patient or caregiver to the FDA-approved labeling or to speak with a licensed Health Care Provider without describing the safety or effectiveness of Opioids or any Opioid Product or naming any specific provider or healthcare institution; or directing the patient or caregiver to speak with their insurance carrier regarding coverage of an Opioid Product;
- g. Provide Health Care Economic Information, as defined at 21 U.S.C. § 352(a), to a payor, formulary committee, or other similar entity with knowledge and expertise in the area of health care economic analysis consistent with standards set forth in the FDA’s Draft Questions and Answers Guidance for Industry and Review Staff, *Drug and Device Manufacturer Communications With Payors, Formulary Committees, and Similar Entities* (Jan. 2018), as updated or amended by the FDA;
- h. Provide information relating solely to the pricing of any Opioid Product;
- i. Sponsor or provide financial support or In-Kind Support for an accredited or approved continuing medical education program required by either an FDA-approved Risk Evaluation and Mitigation Strategy (REMS) program or other federal or state law or regulation applicable in [State] through an independent Third Party, which shall be responsible for the program’s content without the participation of Janssen; and

- j. Provide information in connection with patient support information on co-pay assistance and managing pain in End-of-Life Care and/or Cancer-Related Pain Care relating to the use of Opioids for managing such pain, as long as the information identifies Janssen as the source of the information.
- 3. Janssen shall not engage in the Promotion of Products for the Treatment of Opioid-Induced Side Effects, including but not limited to:
 - a. Employing or contracting with sales representatives or other persons to Promote Products for the Treatment of Opioid-Induced Side Effects to Health Care Providers or patients;
 - b. Using speakers, key opinion leaders, thought leaders, lecturers, and/or speaking events to Promote Products for the Treatment of Opioid-Induced Side Effects;
 - c. Sponsoring, or otherwise providing financial support or In-Kind Support to medical education programs that Promote Products for the Treatment of Opioid-Induced Side Effects;
 - d. Creating, sponsoring, or otherwise providing financial support or In-Kind Support for advertisements that Promote Products for the Treatment of Opioid-Induced Side Effects, including but not limited to internet advertisements or similar content, and providing hyperlinks or otherwise directing internet traffic to advertisements.
- 4. Notwithstanding subsection C.3 directly above, Janssen may Promote Products for the Treatment of Opioid-Induced Side Effects so long as such Promotion does not associate the product with Opioids or Opioid Products.
- 5. Treatment of Pain
 - a. Janssen shall not, either through Janssen or through Third Parties, engage in any conduct that Promotes the Treatment of Pain, except that Janssen may continue to Promote the Treatment of Pain with branded non-Opioids, including Tylenol and Motrin.
 - b. Janssen shall not, either through Janssen or through Third Parties, engage in any conduct that Promotes the concept that pain is undertreated, except in connection with Promoting the use of branded non-Opioids, including Tylenol and Motrin, for the Treatment of Pain.
 - c. Janssen shall not disseminate Unbranded Information, including Unbranded Information about a medical condition or disease state, that contains links to branded information about Opioid Products or that otherwise Promotes Opioids or Opioid Products.

6. Notwithstanding subsection C.5 above:
 - a. Janssen may Promote or provide educational information about the Treatment of Pain with non-Opioids or therapies such as acetaminophen or non-steroidal anti-inflammatory drugs (NSAIDs), including Promoting or providing educational information about such non-Opioids or therapies as alternatives to Opioid use, or as part of multimodal therapy which may include Opioid use, so long as such non-Opioid Promotional or educational information does not Promote Opioids or Opioid Products.
 - b. Janssen may provide educational information about the Treatment of Pain related to medical procedures involving devices manufactured or sold by Janssen, including educational information about Opioids or Opioid Products, so long as such information does not Promote Opioids or Opioid Products.
7. The Promotional conduct prohibited in subsection C is not prohibited insofar as it relates to the Promotion of Opioids or Opioid Products for Cancer-Related Pain Care or End-of-Life Care only, and so long as Janssen is identified as the sponsor or source of such Promotional conduct.

D. No Financial Reward or Discipline Based on Volume of Opioid Sales

1. Janssen shall not provide financial incentives to its sales and marketing employees or discipline its sales and marketing employees based upon sales volume or sales quotas for Opioid Products;
2. Janssen shall not offer or pay any remuneration (including any kickback, bribe, or rebate) directly or indirectly, to any person in return for the prescribing, sale, use, or distribution of an Opioid Product; and
3. Janssen's compensation policies and procedures shall ensure compliance with the Agreement.

E. Ban on Funding/Grants to Third Parties

1. Janssen shall not directly or indirectly provide financial support or In-Kind Support to any Third Party that primarily engages in conduct that Promotes Opioids, Opioid Products, or Products for the Treatment of Opioid-Induced Side Effects (subject to subsections C.2, C.4, and C.6), including educational programs or websites that Promote Opioids, Opioid Products, or Products for the Treatment of Opioid-Induced Side Effects, excluding financial support otherwise required by the Agreement, a court order, or by a federal or state agency.
2. Janssen shall not create, sponsor, provide financial support or In-Kind Support to, or otherwise operate or control any medical society or patient advocacy group that primarily engages in conduct that Promotes Opioids, Opioid Products, or Products for the Treatment of Opioid-Induced Side Effects.

3. Janssen shall not provide links to any Third Party website or materials or otherwise distribute materials created by a Third Party for the purpose of Promoting Opioids, Opioid Products, or Products for the Treatment of Opioid-Induced Side Effects (subject to subsections C.2, C.4, and C.6).
4. Janssen shall not use, assist, or employ any Third Party to engage in any activity that Janssen itself would be prohibited from engaging in pursuant to the Agreement. To the extent Janssen supports trade groups engaged in Lobbying, Janssen shall stipulate that such support not be used for any purpose prohibited by the Agreement.
5. Janssen shall not enter into any contract or agreement with any person or entity or otherwise attempt to influence any person or entity in such a manner that has the purpose or foreseeable effect of limiting the dissemination of information regarding the risks and side effects of using Opioids.
6. Janssen shall not compensate or support Health Care Providers or organizations to advocate for formulary access or treatment guideline changes for the purpose of increasing access to any Opioid Product through third-party payors, i.e., any entity, other than an individual, that pays or reimburses for the dispensing of prescription medicines, including but not limited to managed care organizations and pharmacy benefit managers.
7. No officer or management-level employee of Janssen may concurrently serve as a director, board member, employee, agent, or officer of any entity that primarily engages in conduct that Promotes Opioids, Opioid Products, or Products for the Treatment of Opioid-Induced Side Effects. For the avoidance of doubt, nothing in this provision shall preclude an officer or management-level employee of Janssen from concurrently serving on the board of a hospital.
8. Janssen shall play no role in appointing persons to the board, or hiring persons to the staff, of any entity that primarily engages in conduct that Promotes Opioids, Opioid Products, or Products for the Treatment of Opioid-Induced Side Effects. For the avoidance of doubt, nothing in this paragraph shall prohibit Janssen from fully and accurately responding to unsolicited requests or inquiries about a person's fitness to serve as an employee or Board member at any such entity.

F. Lobbying Restrictions

1. Janssen shall not Lobby for the enactment of any federal, state, or local legislative or regulatory provision that:
 - a. Encourages or requires Health Care Providers to prescribe Opioids or sanctions Health Care Providers for failing to prescribe Opioids or failing to treat pain with Opioids;
 - b. Has the effect of limiting access to any non-Opioid alternative pain treatments; or

- c. Pertains to the classification of any Opioid or Opioid Product as a scheduled drug under the Controlled Substances Act.
2. Janssen shall not Lobby against the enactment of any federal, state or local legislative or regulatory provision that supports:
 - a. The use of non-pharmacologic therapy and/or non-Opioid pharmacologic therapy to treat chronic pain over or instead of Opioid use, including but not limited to third party payment or reimbursement for such therapies;
 - b. The use and/or prescription of immediate release Opioids instead of extended release Opioids when Opioid use is initiated, including but not limited to third party reimbursement or payment for such prescriptions;
 - c. The prescribing of the lowest effective dose of an Opioid, including but not limited to third party reimbursement or payment for such prescription;
 - d. The limitation of initial prescriptions of Opioids to treat acute pain;
 - e. The prescribing and other means of distribution of naloxone to minimize the risk of overdose, including but not limited to third party reimbursement or payment for naloxone;
 - f. The use of urine testing before starting Opioid use and annual urine testing when Opioids are prescribed, including but not limited to third party reimbursement or payment for such testing;
 - g. Evidence-based treatment (such as using medication-assisted treatment with buprenorphine or methadone in combination with behavioral therapies) for OUD, including but not limited to third party reimbursement or payment for such treatment; or
 - h. The implementation or use of Opioid drug disposal systems.
3. Janssen shall not Lobby against the enactment of any federal, state or local legislative or regulatory provision expanding the operation or use of PDMPs, including but not limited to provisions requiring Health Care Providers to review PDMPs when Opioid use is initiated and with every prescription thereafter.
4. Notwithstanding the foregoing restrictions in subsections F.1-3, the following conduct is not restricted:
 - a. Challenging the enforcement of or suing for declaratory or injunctive relief with respect to legislation, rules, or regulations referred to in subsection F.1;
 - b. Communications made by Janssen in response to a statute, rule, regulation, or order requiring such communication;

- c. Communications by a Janssen representative appearing before a federal or state legislative or administrative body, committee, or subcommittee as a result of a mandatory order or subpoena commanding that person to testify;
 - d. Responding, in a manner consistent with the Agreement, to an unsolicited request for input on the passage of legislation or the promulgation of any rule or regulation when such request is submitted in writing specifically to Janssen from a government entity directly involved in the passage of that legislation or promulgation of that rule or regulation; or
 - e. Lobbying for or against provisions of legislation or regulation that address other subjects in addition to those identified in subsections F.1-3, so long as the company does not support specific portions of such legislation or regulation covered by subsection F.1 or oppose specific portions of such legislation or regulation covered by subsections F.2-3.
5. Janssen shall provide notice of the prohibitions in subsection F to all employees engaged in Lobbying; shall incorporate the prohibitions in subsection F into trainings provided to Janssen employees engaged in Lobbying; and shall certify to the Settling States that it has provided such notice and trainings to Janssen employees engaged in Lobbying.

G. Ban on Prescription Savings Programs

- 1. Janssen shall not directly or indirectly offer any discounts, coupons, rebates, or other methods which have the effect of reducing or eliminating a patient's co-payments or the cost of prescriptions (e.g., free trial prescriptions) for any Opioid Product.
- 2. Janssen shall not directly or indirectly provide financial support to any Third Party for discounts, coupons, rebates, or other methods which have the effect of reducing or eliminating a patient's co-payments or the cost of prescriptions (e.g., free trial prescriptions) for any Opioid Product.
- 3. Janssen shall not directly or indirectly assist patients, Health Care Providers, or pharmacies with the claims and/or prior authorization process required for third-party payors to approve payment for any Opioid Product.

H. General Terms

- 1. Janssen shall not make any written or oral statement about Opioids or any Opioid Product that is unfair, false, misleading, or deceptive as defined under the law of [State]. For purposes of this paragraph, "Opioid Product" shall also include methadone and other substances when used exclusively to treat opioid abuse, addiction, or overdose.

2. Janssen shall not represent that Opioids or any Opioid Product(s) have approvals, characteristics, uses, benefits, or qualities that they do not have. For purposes of this paragraph, “Opioid Product” shall also include methadone and other substances when used exclusively to treat opioid abuse, addiction, or overdose.
3. For the avoidance of doubt, the Agreement shall not be construed or used as a waiver or limitation of any defense otherwise available to Janssen in any action, and nothing in the Agreement is intended to or shall be construed to prohibit Janssen in any way whatsoever from taking legal or factual positions with regard to any Opioid Product(s) in defense of litigation or other legal proceedings.
4. Upon the request of the [State] Attorney General, Janssen shall provide the [State] Attorney General with copies of the following, within thirty (30) calendar days of the request:
 - a. Any litigation or civil or criminal law enforcement subpoenas or Civil Investigative Demands relating to Janssen’s Opioid Product(s); and
 - b. Warning or untitled letters issued by the FDA regarding Janssen’s Opioid Product(s) and all correspondence between Janssen and the FDA related to such letters.
5. The Agreement applies to conduct that results in the Promotion of Opioids or Opioid Products, or the Treatment of Pain inside the United States.
6. Janssen will enter into the Agreement solely for the purpose of settlement, and nothing contained therein may be taken as or construed to be an admission or concession of any violation of law, rule, or regulation, or of any other matter of fact or law, or of any liability or wrongdoing, all of which Janssen expressly denies. No part of the Agreement, including its statements and commitments, shall constitute evidence of any liability, fault, or wrongdoing by Janssen. The Agreement is not intended for use by any third party for any purpose, including submission to any court for any purpose.
7. Nothing in the Agreement shall be construed to limit or impair Janssen’s ability to:
 - a. Communicate its positions and respond to media inquiries concerning litigation, investigations, reports or other documents or proceedings relating to Janssen or its Opioid Products.
 - b. Maintain a website explaining its litigation positions and responding to allegations concerning its Opioid Products, including the website, www.factsaboutourprescriptionopioids.com.

I. Compliance with All State Laws and Regulations Relating to the Sale, Promotion, and Distribution of Any Opioid Product

1. Janssen shall comply with all applicable state laws and regulations that relate to the sale, promotion, distribution, and disposal of Opioids or Opioid Products, including conduct permitted by subsection B.2, provided that nothing in this paragraph requires Janssen to violate federal law or regulations, including but not limited to:
 - a. [State] Controlled Substances Act, including all guidance issued by the applicable state regulator(s);
 - b. [State] Consumer Protection Laws;
 - c. [State] laws, regulations, and guidelines related to opioid prescribing, distribution, and disposal; and
 - d. [State Specific Laws].

J. Clinical Data Transparency

1. Janssen agrees to continue sharing clinical trial data under the Yale University Open Data Access (YODA) Project to allow researchers qualified under the program to access the company's proprietary data under the terms of the project.
2. In the event Yale University discontinues or withdraws from the YODA Project agreement with Janssen, Janssen shall make its clinical research data regarding Opioids and Opioid Products, and any additional clinical research data that Janssen sponsors and controls regarding Opioids and Opioid Products, available to an independent entity that is the functional equivalent of the YODA Project under functionally equivalent terms.

K. Enforcement

1. For the purposes of resolving disputes with respect to compliance with this Exhibit, should any of the Settling States have a reasonable basis to believe that Janssen has engaged in a practice that violates a provision of this Exhibit subsequent to the Effective Date, such Settling State shall notify Janssen in writing of the specific objection, identify with particularity the provision of the Agreement that the practice appears to violate, and give Janssen thirty (30) days to respond in writing to the notification; provided, however, that a Settling State may take any action if the Settling State believes that, because of the specific practice, a threat to health or safety of the public requires immediate action.
2. Upon receipt of written notice, Janssen shall provide a good faith written response to the Settling State's notification, containing either a statement explaining why Janssen believes it is in compliance with this Exhibit of the Agreement, or a detailed explanation of how the alleged violation occurred and a statement

explaining how Janssen intends to remedy the alleged breach. Nothing in this section shall be interpreted to limit the [State's] civil investigative demand ("CID") or investigative subpoena authority, to the extent such authority exists under applicable law, and Janssen reserves all of its rights in responding to a CID or investigative subpoena issued pursuant to such authority. If Janssen notifies the Settling States in writing that two or more Settling States have notified Janssen of alleged violations, the Settling States that provided notice of alleged violations shall work in good faith to collectively resolve the alleged violation with Janssen before taking any enforcement action(s).

3. The Settling States may agree, in writing, to provide Janssen with additional time beyond thirty (30) days to respond to a notice provided under subsection K.1, above, without Court approval.
4. Upon giving Janssen thirty (30) days to respond to the notification described above, the Settling State shall also be permitted reasonable access to inspect and copy relevant, non-privileged, non-work product records and documents in possession, custody, or control of Janssen that relate to Janssen's compliance with each provision of the Agreement pursuant to that Settling State's CID or investigative subpoena authority.
5. The Settling State may assert any claim that Janssen has violated the Agreement in a separate civil action to enforce compliance with the Agreement, or may seek any other relief afforded by law for violations of the Agreement, but only after providing Janssen an opportunity to respond to the notification described in subsection K.1, above; provided, however, the Settling State may take any action if the Settling State believes that, because of the specific practice, a threat to the health or safety of the public requires immediate action.
6. In the event of a conflict between the requirements of the Agreement and any other law, regulation, or requirement such that Janssen cannot comply with the law without violating the terms of the Agreement or being subject to adverse action, including fines and penalties, Janssen shall document such conflicts and notify the Settling State of the extent to which it will comply with the Agreement in order to eliminate the conflict within thirty (30) days of Janssen's discovery of the conflict. Janssen shall comply with the terms of the Agreement to the fullest extent possible without violating the law.
7. Janssen or any Settling State may request that Janssen and any Settling State meet and confer regarding the resolution of an actual or potential conflict between the Agreement and any other law, or between interpretations of the Agreement by different courts. Nothing herein is intended to modify or extend the jurisdiction of any single judicial authority as provided by law.

L. Compliance Duration

1. Subsections B-J shall be effective for 10 years from the Effective Date.

2. Nothing in this Agreement shall relieve Janssen of its independent obligation to fully comply with the laws of [State] after expiration of the 10-year period specified in this subsection.

M. Compliance Deadlines

1. Janssen must be in full compliance with the provisions included this Agreement by the Effective Date. Nothing herein shall be construed as permitting Janssen to avoid existing legal obligations.

EXHIBIT Q

Non-Released Entities

The following includes a non-exclusive list of non-Released Entities:

1. Actavis LLC
2. Actavis Pharma, Inc.
3. Allergan PLC
4. Allergan Finance, LLC
5. AmerisourceBergen Corporation
6. AmerisourceBergen Drug Corporation
7. Anda, Inc.
8. Cardinal Health, Inc.
9. Cephalon, Inc.
10. Collegium Pharmaceuticals
11. CVS Health Corp.
12. CVS Pharmacy, Inc.
13. Endo Pharmaceuticals Inc.
14. Endo Health Solutions Inc.
15. Mallinckrodt LLC
16. McKesson Corporation
17. McKinsey & Company Inc.
18. Par Pharmaceutical, Inc.
19. Par Pharmaceutical Companies, Inc.
20. Purdue Pharma L.P.
21. Purdue Pharma Inc.
22. SpecGx LLC
23. Teva Pharmaceuticals USA, Inc.
24. The Purdue Frederick Company
25. Walgreen Co.
26. Walgreens Boots Alliance, Inc.
27. Walmart Inc.
28. Watson Laboratories, Inc.

EXHIBIT R

Agreement on Attorneys' Fees, Costs, and Expenses

This Agreement on Attorneys' Fees, Expenses and Costs ("Fee Agreement"), is entered between Janssen and the Plaintiffs' Executive Committee appointed in the multidistrict litigation in the Northern District of Ohio, *In re National Prescription Opiate Litigation*, No. 1:17-MD-2804 ("MDL PEC"), in connection with the Janssen Master Settlement Agreement ("Janssen Agreement"). This Fee Agreement becomes effective on the Effective Date of the Janssen Agreement or the date that the Consent Judgments anticipated under the Janssen Agreement become final in 25 Settling States (whichever is later). However, the costs specified in paragraphs II.I.1 and II.I.4 of this Fee Agreement that are to be funded pre-Effective Date by Janssen are effective upon agreement in writing with Janssen.

I. Definitions

- A. This Fee Agreement incorporates all defined terms in the Janssen Agreement, unless otherwise defined herein, and shall be interpreted in a manner consistent with the Janssen Agreement.
- B. "*Attorney.*" Any of the following retained through a legal contract: a solo practitioner, multi-attorney law firm, or other legal representative of a Participating Subdivision.
- C. "*Attorney Fee Fund.*" An account consisting of funds allocated to pay attorneys' fees approved pursuant to Section II of this Fee Agreement established by Order of and under the ongoing jurisdiction of the MDL Court, as provided below.
- D. "*Common Benefit Fund.*" The sub fund of the Attorney Fee Fund described in Section II.C.
- E. "*Contingency Fee Fund.*" The sub fund of the Attorney Fee Fund described in Section II.D.
- F. "*Cost and Expense Fund Administrator.*" The administrator appointed by the MDL Court to administer the MDL Expense Fund and Litigating Subdivision Cost Fund as provided in the Fee Agreement.
- G. "*Cost Funds.*" Collectively, the MDL Expense Fund and Litigating Subdivision Cost Fund.
- H. "*Fee Entitlement.*" Any right, entitlement or expectation, including but not limited to a fee contract, contingent fee contract, agreement, referral arrangement, co-counsel arrangement, State Back-Stop agreement, or any other arrangement by which counsel could receive compensation or other consideration. For the avoidance of doubt, the scope of Fee Entitlement under paragraph II.G.3.a does not include any Attorneys' fees associated with representation of a State.

- I. “*Fee Panel.*” The three-person panel appointed by the MDL Court to administer the Attorney Fee Fund and its sub funds as provided in the Fee Agreement.
- J. “*Litigating Subdivision Cost Fund.*” The cost fund described in Section II.E herein.
- K. “*MDL Court.*” United States District Court for the Northern District of Ohio Eastern Division, Case No. 1:17-md-2804, Judge Dan Aaron Polster.
- L. “*MDL Expense Fund.*” The cost fund described in Section II.F below.
- M. “*MDL PEC.*” The Plaintiffs’ Executive Committee appointed by the MDL Court.
- N. “*Non-Participating Litigating Subdivision.*” A Litigating Subdivision that is not a Participating Subdivision.
- O. “*Participating Litigating Subdivision.*” A Litigating Subdivision that is also a Participating Subdivision.
- P. “*Participation Agreement.*” An agreement executed by an Attorney that acknowledges the obligation to pay an appropriate MDL Common Benefit Assessment.
- Q. “*Qualifying Representation.*” Legal services provided for representation of a Participating Litigating Subdivision regarding Released Claims against Released Entities.
- R. “*State Back-Stop Agreement.*” Any agreement by a Settling State and private counsel for Participating Subdivisions in that State (or legislation enacted in that State) to provide, adjust, or guarantee attorneys’ fees and costs, whether from the Attorney Fee Fund or any other source recognized in the agreement or legislation.

II. Fees and Costs

- A. *Total Attorneys’ Fees and Costs.*
 - 1. Total attorneys’ fees and costs to be paid by Janssen to Attorneys in each of the relevant Payment Years under this Agreement shall be up to the following amounts, subject to the provisions set forth below, including with respect to the division of the Attorney Fee Fund into its sub funds:

	Attorney Fee Fund (Contingency Fee Fund and Common Benefit Fund)	MDL Expense Fund	Litigating Subdivision Cost Fund
Payment Year 1	\$32,391,518.74	\$9,615,384.61	\$10,000,000.00
Payment Year 2	\$35,936,883.63		\$10,000,000.00
Payment Year 3	\$64,482,248.52		\$10,000,000.00
Payment Year 4	\$43,720,414.21		
Payment Year 5	\$43,720,414.21		
Payment Year 6	\$43,720,414.21		
Payment Year 7	\$43,720,414.21		

2. The sub funds within the Attorney Fee Fund shall include the Common Benefit Fund and the Contingency Fee Fund. The Cost Funds shall include the MDL Expense Fund, and the Litigating Subdivision Cost Fund. The State Counsel Fee Fund and the State Cost Fund shall be separate funds under the control of the Settling States.
3. The Contingency Fee Fund and the Common Benefit Fund shall be administered by a Fee Panel to be appointed by the MDL Court that will be governed by the provisions of this Fee Agreement and shall design the process and procedures for the allocation of fees pursuant to this Fee Agreement and the MDL Court's Order. The Cost Funds shall be administered by the Cost and Expense Fund Administrator to be appointed by the MDL Court who will be governed by the provisions of this Fee Agreement and shall design the process and procedures for the allocation of costs pursuant to this Agreement and the MDL Court's Order.
4. The fees and costs to be paid under this Fee Agreement are available for Attorneys engaged in Qualifying Representations only. Fees and costs to be paid under this Fee Agreement are not available prior to the Effective Date of the Janssen Agreement or if the Janssen Agreement does not proceed past Janssen's determination in Section VIII.A of the Janssen Agreement. Fees and costs to be paid under this Fee Agreement are not available for representation of Non-Participating Subdivisions or Non-Litigating Subdivisions and are not available for representation of private hospitals, third-party payors, NAS claimants, personal injury/wrongful death claimants, or any entity other than Participating Litigating Subdivisions. In addition, fees and costs under this Fee Agreement are not available for representation of

any individual or entity in matters other than those claims against Released Entities, but may include a reasonable share of representations that involve development of facts for pursuit of opioid-related claims against multiple defendants in the pharmacy, manufacturing, and distribution chain.

B. *Attorney Fee Fund and Sub Funds*

1. There shall be a split of the Attorney Fee Fund into the Contingency Fee Fund and the Common Benefit Fund. The split shall be 40% to the Contingency Fee Fund and 60% to the Common Benefit Fund.
2. In no event shall Janssen be required to pay more into the Attorney Fee Fund in any Payment Year than the maximum amount specified for that Payment Year in paragraph II.A.1, which amounts are reflected in Exhibit M to the Janssen Agreement. The amounts allocated to the Contingency Fee Fund and the Common Benefit Fund set by the Fee Panel shall be subject to the reductions and offsets set forth below.
3. Awards of fees from the Contingency Fee Fund shall be available to Attorneys with Qualifying Representations of Participating Litigating Subdivisions eligible to receive an allocation under the Janssen Agreement, as set forth in Exhibit G to the Janssen Agreement, and shall be made applying the Mathematical Model attached as Exhibit "A" to this Fee Agreement. The collection of the data and calculations for the Mathematical Model has been a cooperative effort among private counsel for a large number of Litigating Subdivisions. The analysis has been spearheaded by Joseph Tann and Andrew Arnold. The Fee Panel is encouraged to continue working with those counsel in application of the Model. The Fee Panel shall oversee the application of the Model and resolve any questions or disputes concerning the eligibility of a Counsel to participate as required in Section II.G. The Panel is empowered to hear disputes concerning and ensure the accuracy of the mathematical calculation.
4. As to awards from the Contingency Fee Fund, there shall be no right of appeal.
5. Any appeal of an award of the Fee Panel from the Common Benefit Fund will be made to the MDL Court and be reviewed under an abuse of discretion standard.

C. *Common Benefit Fund (60% of the Attorney Fee Fund.)*

1. Funds in the Attorney Fee Fund shall be allocated to the Common Benefit Fund according to the schedule set forth below, subject to the adjustments described in paragraph II.C.5. The payments are to be made on the following yearly schedule, subject to the adjustments set forth below:

Payment Year 1	\$19,434,911.24
Payment Year 2	\$21,562,130.18
Payment Year 3	\$38,689,349.11
Payment Year 4	\$26,232,248.53
Payment Year 5	\$26,232,248.53
Payment Year 6	\$26,232,248.53
Payment Year 7	\$26,232,248.53
Total:	\$184,615,384.64

2. The Common Benefit Fund shall be available to compensate Attorneys engaged in Qualifying Representations of Participating Litigating Subdivisions who:
 - a. have performed work for the common benefit of all subdivisions pursuant to the guidelines established by Judge Polster set forth in MDL 2804 and the Order dated June 19, 2018, under docket number 636, which is included herein by reference; and
 - b. satisfy the eligibility criteria set forth in Section II.G.

For purposes of Common Benefit Fund distribution, notwithstanding paragraph II.A.4, Attorneys representing Tribal Nations litigating against Janssen that have reached a settlement for Released Claims with Janssen and/or Released Entities and meet the eligibility criteria in Section II.G shall be eligible.

3. The Common Benefit Fund shall be overseen by the Fee Panel, which shall determine the allocation of funds to eligible Attorneys consistent with this Fee Agreement and the June 19, 2018 Order;
4. In assessing the benefits that an Attorney has conferred to Participating Subdivisions (including non-Litigating Subdivisions) and/or Tribes for purposes of any compensation decision, the Fee Panel shall give significant weight to the extent to which (i) the Attorney and his or her clients have contributed to increasing (or reducing) the Initial Participation Tier achieved through participation in the Janssen Agreement, (ii) the Attorney and his or her clients have contributed to increasing (or reducing) the amounts achieved under Incentive Payments A-D through participation in the Janssen Agreement, and (iii) the Attorney and his or her clients have contributed to the potential triggering of any suspension, reduction, or offset of Settlement payment amounts under the Janssen Agreement. The panel may also consider additional fee recoveries the Attorney may potentially obtain, including, but not limited to, from State Back-Stop Agreements, representations of States or Tribal Nations, representations of other clients in opioids-related matters, or through the representation of Subdivision clients,

whether they participated in the Janssen Agreement or not. It is the intent of this provision to recognize that the goal of the Janssen Agreement is to provide for maximum participation by the Subdivisions, maximum abatement funding for all Subdivisions nationally, and the maximum peace for Released Entities. Therefore, representing a Non-Participating Subdivision does not further the goal of the Janssen Agreement, and should not be considered Common Benefit because it does not increase funds available to Participating Subdivisions' abatement programs. Representing Later Litigating Subdivisions is antithetical to the Janssen Settlement, detracts from Common Benefit, and is addressed by the ethics opinion discussed in paragraph II.I.4. The Fee Panel shall consider this concept of "common detriment" set forth in this paragraph in all of its decision making with respect to the allocation of the Attorney Fee Fund among Attorneys, as well as, in its discretion, any offsets provided to Janssen as set forth in paragraph II.C.6 and Section II.H. The Fee Panel shall consider the totality of the Attorney's Participating Litigating Subdivisions as compared to the Attorney's Non-Participating Litigating Subdivisions; the Parties recognize that, although the goal is for 100% participation, Attorneys with a higher number of clients have a higher probability of having one or more non-Participating Litigating Subdivision. As used in this paragraph II.C.4, "client" or "representing" a Subdivision shall include any Litigating Subdivision as to which the Attorney has a Fee Entitlement.

5. As set forth in paragraph II.C.6 and Section II.H, the Fee Panel must consider the factors described in paragraph II.C.4 to determine how and whether to reduce the amounts to be paid by Janssen under this Fee Agreement and to determine how to allocate funds among Attorneys. They may also, at their discretion, consider other factors. Any reduction in payment obligation or credit to be given Janssen in this Fee Agreement shall be applied against Payment Year 7 and working backwards. Any reduction to an Attorney not credited to Janssen shall be allocated to attorneys whose Litigating Subdivision clients participated in the settlement by the Initial Participation Date.
6. The amounts to be provided as a credit or offset to Janssen from the Common Benefit Fund shall depend on the relevant Participation Tier achieved, set forth in Exhibit H of the Janssen Agreement, as follows:
 - a. At Participation Tier 1 or below, the Common Benefit Fund payments to be paid by Janssen shall be reduced as follows:
 - i. With respect to any Attorney seeking payment from the Common Benefit Fund, the Fee Panel shall compare the aggregate allocation that Participating Litigating Subdivisions with which the Attorney has a Fee Entitlement would receive using the negotiating class allocation metrics with the aggregate amount that all Litigating Subdivisions (Participating and Non-Participating) with which the Attorney has a

Fee Entitlement would receive using the negotiating class allocation metrics, provided that only Litigating Subdivisions in Settling States shall be considered for this ratio. The Fee Panel will multiply the amount to be paid to that Attorney from the Common Benefit Fund by that ratio, reduce the Attorney's award by a maximum reduction of 15%, and the dollar amount of such reduction shall be deducted, dollar-for-dollar, from the amount owed by Janssen to the Common Benefit Fund of the Attorney Fee Fund.

- ii. In the event that any Non-Participating Subdivision that is (a) under the jurisdiction of the MDL Court or (b) represented by an Attorney that is obligated to pay into the MDL Common Benefit Fund pursuant to a Participation Agreement, an order of the MDL Court, or any other arrangement settles with or wins a judgment against a Released Entity separate from the Janssen Agreement, and such settlement or judgment results in a common benefit fee assessment or fee payment into the MDL Common Benefit Fund during the time of Janssen's obligation to pay fees under this Fee Agreement, Janssen's obligation to pay into the Common Benefit Fund shall be reduced dollar-for-dollar for any amount of such fee assessments or payments (in the aggregate based on all reductions in this subparagraph II.C.6.a.ii) that exceed the reductions in subparagraph II.C.6.a.i.
 - iii. For the avoidance of doubt, in Tier 1 for each settlement or judgment with Janssen that results in an assessment or payment to the MDL Common Benefit Fund, that payment shall result in an offset for Janssen, unless the assessment or payment occurs after the Payment Date for Year 7.
- b. At Participation Tier 2, the Common Benefit Fund payments to be made by Janssen shall be reduced only as follows:
- i. Reduction by the Fee Panel. With respect to all Attorneys making an application that seeks payment from the Common Benefit Fund, the Fee Panel shall, following a determination that an Attorney is eligible under Section II.G, apply the criteria specified in paragraph II.C.4 in determining whether the lack of participation by Subdivisions with which an Attorney has a Fee Entitlement has resulted in a reduction in the Participation Tier achieved, reduction in benefit to Participating Subdivisions as a result of reductions in Incentives A-D, and/or potential triggering of a suspension, reduction, or offset under the Janssen Agreement. If the Fee Panel concludes that such a reduction has occurred, it must consider (1) the relative size of the Non-Participating Subdivision, as adjusted by the severity measures reflected in Exhibit H (governing the Participation Tiers) of the Janssen Agreement, and the impact of its non-participation on the

Janssen Agreement as a whole (including amounts of Incentive Payments and triggering of suspensions, reductions, or offsets); (2) whether and by how much the payment to the Attorney from the Common Benefit Fund should be reduced as a result of the impact of such non-participation on Participating Subdivisions; and (3) whether some or all of said reduction should revert to Janssen due to the reduction in peace obtained from the Janssen Agreement. Consideration of the factors discussed in this subparagraph and paragraph II.C.4 is mandatory. The decision whether to (and by how much) to reduce payments by Janssen or to reduce the payment to any Attorney based on the factors in paragraph II.C.4 shall be in the sole discretion of the Fee Panel.

ii. Offsets.

- (1) In the event that any Non-Participating Subdivision that is (a) under the jurisdiction of the MDL Court or (b) represented by an Attorney that is obligated to pay into the MDL Common Benefit Fund pursuant to a Participation Agreement, an order of the MDL Court, or any other arrangement settles with or wins a judgment against a Released Entity separate from the Janssen Agreement, and such settlement or judgment results in a common benefit fee assessment or fee payment into the MDL Common Benefit Fund during the time of Janssen's obligation to pay Common Benefit Fees under this Fee Agreement, Janssen's obligation to pay into the Common Benefit Fund shall be reduced dollar-for-dollar up to the amount of the fee assessment or payment, except that such amount shall be capped at 7.5% of the amount of the settlement or judgment. Such reduction shall be taken first from Payment Year 7 of Janssen's payments to the Common Benefit Fund of the Attorney Fee Fund up to the full amount of Janssen's payment obligation in Payment Year 7, then from Payment Year 6, and so on.
 - (2) For the avoidance of doubt, for each settlement or judgment with Janssen that results in an assessment or payment to the MDL Common Benefit Fund, that payment shall result in an offset for Janssen, unless the assessment or payment occurs after the Payment Date for Payment Year 7.
- c. At Participation Tier 3, the reductions to the Attorney Fee Fund shall be the same as set forth in subparagraph II.C.6.b, except that the cap on each offset shall be 5% of the amount of such settlement or judgment.
 - d. At Participation Tier 4, there shall be no reductions to Janssen's obligations to make payment into the Common Benefit Fund, but the principles set forth in paragraph II.C.4 shall continue to apply.

D. *Contingency Fee Fund.* (40% of the Attorney Fee Fund.)

1. Funds from the Attorney Fee Fund shall be allocated to the Contingency Fee Fund on the following yearly schedule, subject to the adjustments set forth below:

Payment Year 1	\$12,956,607.50
Payment Year 2	\$14,374,753.45
Payment Year 3	\$25,792,899.41
Payment Year 4	\$17,488,165.68
Payment Year 5	\$17,488,165.68
Payment Year 6	\$17,488,165.68
Payment Year 7	\$17,488,165.68
Total:	\$123,076,923.09

2. The Contingency Fee Fund shall be available to compensate Attorneys engaged in Qualifying Representations of Participating Litigating Subdivisions that meet the criteria set forth in Section II.G.
3. The Contingency Fee Fund shall be available to Attorneys who
 - a. represent Litigating Subdivisions that are Participating Subdivisions, whether their actions are filed in state or federal court, and
 - b. meet the eligibility criteria of Section II.G.
 - c. Participation in the Contingency Fee Fund by counsel that have a case that is not subject to the jurisdiction of the MDL Court shall not create, provide, or waive jurisdiction of the MDL Court over that Litigating Subdivision, that case or Attorneys, other than to oversee the fairness of the distribution process, and enforcement of this Fee Agreement.
4. The amounts owed by Janssen to the Contingency Fee Fund shall depend on the relevant Participation Tier set forth in Exhibit H of the Janssen Agreement as follows:
 - a. At Participation Tiers 1, 2 and 3, the Contingency Fee Fund payments shall be reduced as follows:
 - i. For Non-Settling States, the Contingency Fee Fund payments shall first be reduced by the amounts identified by the Fee Panel, pursuant to paragraph II.H.6, that would have been owed to counsel for Litigating Subdivisions in Non-Settling States, had those States and those Litigating Subdivisions been Settling States and Participating Subdivisions.

- ii. Following the calculation in subparagraph II.D.4.a.i, the Contingency Fee Fund payments shall be reduced to reflect the non-joinder of Litigating Subdivisions in Settling States by subtracting the amounts identified by the Fee Panel, pursuant to paragraph II.H.6, that would have been owed to counsel for Non-Participating Litigating Subdivisions in Settling States had such Litigating Subdivisions been Participating Subdivisions.
- b. At Participation Tier 4, there shall be no reductions in the Contingency Fee Fund.
- c. In the event that Janssen, prior to the Effective Date of the Janssen Agreement, settles with any Litigating Subdivision and, under such settlement agreement pays attorneys' fees, the Fee Panel shall treat those Litigating Subdivisions as Participating Litigating Subdivisions and, applying the same criteria applicable to all Attorneys for Participating Litigating Subdivisions, determine what amount they would have been paid from the Contingency Fee Fund if they had become Participating Subdivisions under the Janssen Agreement without such prior settlement. That sum, rather than being paid to the Attorney for the previously settling Litigating Subdivision, shall be credited and/or returned to Janssen as if determined under (a)(ii) above, except that such credit shall not be greater than the amount to the Attorneys paid under the Litigating Subdivision's prior settlement agreement.

E. *Litigating Subdivision Cost Fund.*

- 1. Janssen shall pay \$30,000,000.00 into the Litigating Subdivision Cost Fund, according to the schedule set forth below:

Payment Year 1	\$10,000,000.00
Payment Year 2	\$10,000,000.00
Payment Year 3	\$10,000,000.00
Total	\$30,000,000.00

- 2. The Litigating Subdivision Cost Fund shall be available to compensate Attorneys for costs and expenses arising out of representation of Participating Litigating Subdivisions or to compensate Participating Litigating Subdivisions for direct in-house costs for expenditures related to their litigation against Janssen including the cost of in-house employees. No funds in the Litigating Subdivision Cost Fund may be used to compensate the costs incurred by Non-Participating Subdivisions or Non-Litigating Subdivisions or costs and expenses arising out of representation of any such Subdivision. In allocating the Litigating Subdivision Cost Fund, the Administrator shall not allocate any funds for costs incurred after July 21, 2021.

3. During the period between July 21, 2021, and the Effective Date, the MDL PEC, as well as Litigating Subdivisions eligible to claim costs from the Litigating Subdivision Cost Fund, shall make best efforts to cease litigation activity against Janssen, including by jointly seeking stays or severance of claims against Janssen, where feasible, or postponements if a motion to stay or sever is not feasible or is denied, so long as such actions are not otherwise detrimental to the Litigating Subdivision.
4. In the event that Janssen, prior to the Effective Date of the Janssen Agreement, settles with any Litigating Subdivision and, under such settlement agreement pay costs to the Litigating Subdivision or its Attorney, the MDL Cost and Expense Fund Administrator shall treat those Litigating Subdivisions as Participating Litigating Subdivisions and, using the same criteria applicable to all applicants to the Litigating Subdivision Cost Fund, determine what amount in costs the Litigating Subdivision or its Attorney would have been paid from the Subdivision Cost Fund if they had settled under the Janssen Agreement. That sum, rather than being paid to the Attorney or the previously settling Litigating Subdivision, shall be credited and/or returned to Janssen, except that such sum shall not be greater than the amount paid under the previously settled Litigating Subdivision's settlement agreement.
5. The MDL Court shall appoint a Cost and Expense Fund Administrator, who shall develop a process and criteria, with input from participating counsel, by which to a) determine the distribution of amounts from the MDL Expense Fund in pursuit of the claims against Janssen; and b) receive and evaluate applications from Participating Litigating Subdivisions, whether filed in Federal Court or State Court, to seek reimbursement from the Litigating Subdivision Cost Fund for eligible costs under Section II.E.2 in pursuit of the claims against Janssen. The Cost and Expense Fund Administrator shall require transparency from all applicants as to any other sources for compensating Attorneys for Litigating Subdivisions for costs incurred. The Cost and Expense Fund Administrator shall be compensated from the Fund.
6. In the event that the total amount of reimbursements from the Litigating Subdivision Cost Fund approved as reasonable by the Cost and Expense Administrator is less than the \$30,000,000.00, any remaining funds shall revert to Janssen.

F. *MDL Expense Fund.*

1. In Payment Year 1 of the Janssen Settlement, Janssen shall pay the following amount into the MDL Expense Fund:

MDL Expense Fund	\$9,615,384.61
------------------	----------------

2. The MDL Expense Fund shall be released following the Effective Date of this Fee Agreement without any delay to reimburse the MDL Counsel for an agreed-to portion of the expenses incurred, as approved by the Cost and Expense Fund Administrator. The MDL Expense Fund will be paid directly to the MDL Cost Account, set up by MDL Order and will be administered under the ongoing jurisdiction of the MDL Court, as provided below. No funds may be used to compensate the costs incurred by Non-Participating Subdivisions or to compensate any Attorney for costs incurred in representing one or more Non-Participating Subdivisions.
3. In allocating the MDL Expense Fund, the Administrator shall not allocate any funds for costs incurred after July 21, 2021, unless the Administrator determines that there are sufficient funds to cover all subdivision costs incurred prior to July 21, 2021 and that special circumstances exist to justify costs incurred following the public announcement of the Janssen Agreement.

G. *Eligibility.*

1. It is the intention of all parties participating in the Fee Panel process that there should be total transparency to the Fee Panel and to all fund participants. In connection with the process to be developed by the Fee Panel, any and all monies in attorney's fees, including referral fees, expenses paid, promises for payment, or any other Fee Entitlement, to any applicant in any opioid litigation shall be disclosed to the Fee Panel as a condition of participating in the Attorney Fee Fund and prior to an award from the Fee Panel. Any payment, expectation of payment or perceived entitlement to participate in a State Back-Stop Agreement or any other agreement reached with a Settling State or any Subdivision or any other source regarding payment of fees must be disclosed to the Fee Panel. Similarly, any right to payment from any other fund, for example a fund for payment to lawyers representing Settling States or Tribal Nations or Subdivisions shall be disclosed to the Fee Panel. Because it is anticipated that there will be multiple firms listed on contingent fee agreements with Litigating Subdivisions, the Fee Panel shall establish procedures, with input from Attorneys for Participating Litigating Subdivisions, for who should petition for fees from such groups and to whom the fee shall be paid and thereafter distributed to co-counsel in accordance with applicable agreements. For the avoidance of doubt, all Attorneys that are part of such groups must meet the eligibility criteria in paragraph II.G.3, must be subject to the criteria set forth in paragraph II.C.4, and must be disclosed to the Fee Panel.
2. An Attorney may apply for and recover attorneys' fees from the Common Benefit Fund, the Contingency Fee Fund, and the Litigating Subdivision Cost Fund and any fund created by a past or future State Back-Stop Agreement, provided the Attorney satisfies the requirements relevant to each such fund and requirements for disclosure to the Fee Panel.

3. An Attorney may not receive any payment from the Attorney Fee Fund (which includes both the Contingency Fee Fund and the Common Benefit Fund) unless the following eligibility criteria are met and annually certified by the Attorney:
 - a. The Attorney must expressly waive the enforcement against the Litigating Subdivision client of all Fee Entitlements (other than under State Back-Stop Agreements) arising out of or related to any or all Qualifying Representations of any Participating Litigating Subdivision prior to applying for attorneys' fees from the Attorney Fee Fund or costs from the Cost Funds. All applications for attorneys' fees or costs under this Fee Agreement shall include an affirmation by the Attorney of such waiver and notice to the client(s) of such waiver. Such waiver shall not preclude the Attorney from submitting such Fee Entitlements to the Fee Panel as a factor for consideration in allocating payments from the Attorney Fee Fund or in connection with a State Back-Stop Agreement. For the avoidance of doubt, no Attorney may recover fees or costs under this Fee Agreement unless the Attorney expressly agrees not to enforce Fee Entitlements as to each and every Participating Litigating Subdivision represented by that Attorney, but such Attorneys may participate in and receive funds from a State Back-Stop Agreement.
 - b. The Attorney must represent that s/he has no present intent to represent or participate in the representation of any Later Litigating Subdivision or any Releasor with respect to Released Claims against Released Entities.
 - c. The Attorney must represent that s/he has not and will not engage in any advertising or solicitation related to Released Claims against Released Entities where such advertising or solicitation relates to a representation that the Attorney could not undertake consistent with the ethics opinion referenced in paragraph II.I.4.
 - d. The Attorney must represent s/he will not charge or accept any referral fees for any Released Claims brought against Released Entities by Later Litigating Subdivisions. For the avoidance of doubt, this representation shall not prohibit Attorneys from receiving allocated shares of any future common benefit assessments arising out of settlements or judgments with Later Litigating Subdivisions represented by other Attorneys that are the result of the MDL Court's Common Benefit order.
 - e. The Attorney may not have and must represent that s/he does not have a Fee Entitlement related to a Later Litigating Subdivision.

- f. The Attorney must certify that s/he has reviewed the ethics opinion referenced in paragraph II.I.4 and will act in conformity with such opinion.
 - g. The Attorney must fully disclose the participation, or the anticipation of participation, in any agreement with a Settling State or Participating Subdivision concerning fees arising out of or related to the Janssen Agreement, including any fees paid or anticipated to be paid or any State Back-Stop Agreement.
 - h. The Attorney must identify for the Fee Panel whether s/he utilized state litigation work product or MDL work product, including but not limited to ARCOS data, document repositories, experts developed in the MDL, and deposition transcripts. The Attorney must identify whether s/he signed the MDL Participation Agreement, and for which case(s) it was signed.
 - i. Any Attorney who applies for fees from one or both Funds must represent that, having exercised his/her independent judgment, s/he believes the Janssen Agreement to be fair and will make or has made best efforts to recommend the Janssen Agreement to his or her Subdivision clients in Settling States. For avoidance of doubt, each Attorney is expected to exercise his or her independent judgment in the best interest of each client individually before determining whether to recommend joining the settlement. All applications for attorneys' fees or costs under this section shall include an affirmation by the Attorney in compliance with this Subsection.
4. No Attorney receiving fees under this Fee Agreement may apply for or recover from the Attorney Fee Fund fees arising from representing a Non-Settling State or a Non-Participating Subdivision. All applications for attorneys' fees under this Section shall include an affirmation by the Attorney of compliance with this Section.
 5. An Attorney who has filed an application under this section and received an award of attorneys' fees shall provide a certification of compliance with the Sections of this Fee Agreement annually during the years upon which they are still entitled to receive attorneys' fee payments.
 6. If, at any time, the Attorney is unable to make the representations set forth in this Section, such representations become untrue, or the Attorney falsely represents compliance with the eligibility criteria, the Attorney shall cease to be eligible to receive funds from the Attorney Fee Fund until further review by the Fee Panel of the Attorney's eligibility under and compliance with this Section II.

7. If an Attorney has a Fee Entitlement with a Later Litigating Subdivision or otherwise becomes unable to reaffirm compliance with the eligibility criteria set forth above, the Attorney shall notify Janssen and the Fee Panel. For the avoidance of doubt, any Attorney who undertakes any new representation of, or has a Fee Entitlement with, a Later Litigating Subdivision shall be prohibited from receiving any future funds from the Attorney Fee Fund. If an Attorney fails to notify Janssen and the Fee Panel of such Fee Entitlement with a Later Litigating Subdivision, the Attorney shall be required to refund amounts previously paid.
8. In the event that an Attorney is deemed ineligible by the Fee Panel (whether based on its initial application or subsequent recertification), the Fee Panel shall provide notice to the Attorney and give the Attorney 30 days to provide additional information such that the Fee Panel could re-consider the Attorney's eligibility.
9. To the extent that an Attorney has a Fee Entitlement with a Participating Subdivision and is authorized to bring Released Claims against Released Entities, but such authorization is, in scope, less broad than the category of Released Claims set forth in the Janssen Agreement, such Attorney may participate fully in both the Contingency Fee Fund and the Common Benefit Fund, without any reduction imposed by the Fee Panel due to the scope of the authorization, so long as the Participating Subdivision fully releases all Released Claims against Released Entities.
10. Attorneys applying to the Attorney Fee Fund knowingly and expressly agree to be bound by the decisions of the Fee Panel, subject to the limited appeal rights set forth in this Fee Agreement, and waive the ability to assert the lack of enforceability of the allocation reached through the arbitration procedures outlined herein.

H. *Calculation of Amounts Due.*

1. The Fee Panel shall be solely responsible for determining the amount of fees to be paid to each Attorney and each Participating Subdivision that applies under this Section. None of the Released Entities shall have any responsibility, obligation, or liability of any kind whatsoever with respect to how attorneys' fees are calculated under this Section, except that the Fee Panel may receive information from Janssen as to (a) the identity of Participating, Non-Participating, Litigating, Later Litigating, and Non-Litigating Subdivisions; (b) the impact of non-participation by a Litigating Subdivision as is relevant to the Fee Panel's determination in paragraph II.C.4; and (c) such other information as Janssen may voluntarily elect to provide.

2. The Fee Panel shall establish procedures for the arbitration process consistent with this Fee Agreement and orders of the MDL Court. Such procedures may include submission of documentary and/or other evidence, interviews with applicants and/or other counsel (including counsel for Janssen) that the Fee Panel deems appropriate, and/or other means of creating a record upon which fee awards will be based.
3. In making determinations under this Fee Agreement, the Fee Panel must apply the eligibility criteria set forth in Section II.G of this Fee Agreement and the criteria set forth in Section II. In addition, the Fee Panel will give consideration in regard to Common Benefit awards to the *Johnson* factors, as well as the following factors (which factors may be applied and given relative weight in the Fee Panel's discretion):
 - a. The Attorney's contemporaneously recorded time and labor dedicated to Qualifying Representations along with the Attorney's financial commitment to such Qualifying Representations. Claimed "time" will not be automatically accepted by the Fee Panel but will be critically reviewed and given substantially more weight and consideration if such time was subject to the audit process described in any Pretrial Order(s) governing the collection of common benefit time;
 - b. The novelty, time, and complexity of the Qualifying Representations;
 - c. The skill requisite to perform legal services properly and undesirability of the case;
 - d. The preclusion of other employment by the Attorney due to time dedicated to Qualifying Representations;
 - e. The "common benefit," if any, alleged to have been conferred by the Attorney and whether such common benefit work product by that Attorney was used by others in parallel litigations against Released Entities whether within or outside the MDL, provided that any Attorney claiming that s/he substantially benefited cases other than those in which s/he entered an appearance as counsel must substantiate such claims by proffering factual support, such as proper supporting affidavits or other documents as determined by the Fee Panel with input from Attorneys for Participating Litigating Subdivisions;
 - f. Any "common detriment," as set forth in paragraph II.C.4.
 - g. Any contingent fee agreement or other Fee Entitlement with Participating Subdivisions, enforcement of which, except for State Back-Stop Agreements, are waived in conjunction with the application, the nature and extent of any work for those Participating Subdivisions, whether such

Participating Subdivisions actively litigated and, if so, the nature and procedural history of such case(s);

- h. The experience, reputation, and ability of the Attorney;
- i. Whether the Attorney's clients brought Released Claims against Released Entities;
- j. The status of discovery in cases primarily handled by the Attorney;
- k. The nature of any work by the Attorney on "bellwether" cases or cases that were similarly active in litigation;
- l. Any pressure points successfully asserted by the Attorney in cases against Janssen or any risk for Janssen created by the Attorney in cases against them;
- m. Any risk for defendants created by applicants in cases against Janssen;
- n. Successful and unsuccessful motion practice in cases worked on by the Attorney;
- o. The date of filing of any cases filed by the Attorney;
- p. Obtaining consolidation of the litigation in the Attorney's jurisdiction;
- q. The number and population of entities represented by the Attorney and the fees that would have been awarded under extinguished contingent fee arrangements;
- r. Whether the Attorney's clients brought claims against Janssen;
- s. Whether the Attorney has had a leadership role in the litigation, whether in state or federal court;
- t. Whether the Attorney has had a leadership role in any negotiations aimed at resolving the litigation;
- u. Whether the Attorney's cases have survived motions to dismiss;
- v. The extent to which the Attorney contributed to the work product used for the common benefit of opioids litigants, including, without limitation, work on ARCOS data, Prescription Data Monitoring Programs, IQVIA data, depositions, document production and analysis experts, motions, briefs and pleadings, trial preparations, and trials;

- w. The extent to which litigation was done prior to and contributed to completion of settlement negotiations, as distinct from litigation that was done litigating after the announcement of the Janssen Agreement, such latter litigation both being of less value and potentially resulting a common detriment to the settlement process; and
 - x. Any other factors that the Fee Panel finds to be appropriate to consider after input from applicants to the Attorney Fee Fund.
4. The Fee Panel shall develop procedures for receiving a single application, which may be updated or amended based on new information (such as participation by additional Litigating Subdivisions) from each Attorney seeking compensation from the Attorney Fee Fund pursuant to processes and procedures developed by the Fee Panel, which shall not be inconsistent with this Fee Agreement. Any request for attorneys' fees not included on the single application or through the updating/amendment process designed by the Fee Panel shall be deemed waived. For purposes of transparency and to permit the Fee Panel to conduct its work, the application from each Attorney shall, at a minimum, require each Attorney to
- a. Identify all Litigating Subdivisions for which s/he is seeking payment from the Attorney Fee Fund;
 - b. Identify all Subdivisions in both Settling and Non-Settling States (and, where applicable, Tribal Nations) with respect to which s/he has a Fee Entitlement with respect to Relevant Claims against Released Entities, and identify all co-counsel in such cases;
 - c. Identify which of those Subdivisions are Participating Subdivisions and which are not (with similar information for Tribal Nations, where applicable);
 - d. Specify the specific fund or funds within the Attorney Fee Fund from which the Attorney is seeking compensation;
 - e. Demonstrate his or her eligibility for compensation from the relevant sub funds within the Attorney Fee Fund pursuant to the criteria set forth for the relevant sub fund;
 - f. Identify any and all Fee Entitlements from representations of States, Tribal Nations, or other plaintiffs related to Released Claims against Released Entities or in opioids-related matters;
 - g. Notwithstanding "a-f" above, the Panel may consider a supplemental application if the Attorney shows good cause why circumstances exist that will lead to consideration for additional Common Benefit award.

Examples would include, but are not limited to, an Attorney having Non-Participating Litigating Subdivision clients that subsequently become Participating Subdivisions, a Bar Date passes that increases participation or the Participation Tier, or an Allocation Agreement is reached.

5. With respect to the Common Benefit Fund, the Fee Panel shall (subject to any applicable MDL Court Order):
 - a. Review the applications of all Attorneys seeking compensation from the Common Benefit Fund, including determining eligibility for each Attorney as set forth in Section II.G.
 - b. Reduce, on an annual basis, Janssen's payment obligations, as set forth in paragraph II.C.5. The Panel shall inform Janssen and the MDL PEC of all such amounts and adjust Janssen's payment obligations accordingly.
 - c. Using criteria set forth in Sections II.C and II.I, allocate amounts from the Common Benefit Fund to eligible Attorneys, including payment amounts for each Payment Year. In making such allocations (regardless of the Participation Tier achieved), the Panel shall apply the principles set forth in paragraph II.C.4 and shall allocate any reduction in the payments of Janssen specified in paragraph II.C.5 to the amounts paid to Attorneys with a Fee Entitlement to Litigating Subdivisions that are not Participating Subdivisions.
6. With respect to the Contingency Fee Fund, the Fee Panel shall:
 - a. Review the applications of all Attorneys seeking compensation from the Litigating Subdivision Fee Fund, including determining eligibility for each Attorney as set forth in Section II.G.
 - b. Apply the Mathematical Model in Exhibit A.
 - c. Use such allocations to reduce payments, on an annual basis, the payment obligations of Janssen to the Attorney Fee Fund as set forth in paragraph II.D.4, and distributions therefrom, and inform Janssen and the MDL PEC of all such adjustments.
7. To the extent that there is a dispute about the calculations of the Fee Panel related to the amounts that Janssen is required to pay (including application of any reductions or offsets under this Fee Agreement), such disputes shall be presented to the Fee Panel and any disputed funds be paid into/held in escrow. The Fee Panel shall resolve such disputes expeditiously, with either Party having the right to seek review from the MDL Court.

8. For purposes of determination of fee or cost awards, allocations, reductions, and possible reversions under this Fee Agreement, unless specified otherwise a Subdivision will be considered a Non-Participating Subdivision if it is not a Participating Subdivision as of the deadline for the application for the fee or cost award at issue (or, if the determination does not involve a specific application, the date on which the record for such determination closes).
 9. In the event that the Fee Panel, through the use of the Mathematical Model set forth in Exhibit A, allocates funds from the Contingency Fee Fund for an Attorney based on a Qualifying Representation of a Participating Litigating Subdivision or allocates cost to such Participating Litigating Subdivision and that Subdivision is in a Settling State in which the Consent Judgment has not been approved, such funds shall be placed into escrow until the Consent Judgment is approved, after which time they shall be released.
- I. *Miscellaneous.*
1. The costs associated with the Fee Panel prior to the Effective Date of the Attorney Fee Agreement shall be funded by Janssen. The Fee Panel shall charge an hourly rate that previously has been approved by a federal or state court and shall provide a budget and a cap for such work prior to the Effective Date, which shall be approved by Janssen and such approval shall not be unreasonably withheld. Janssen shall receive a refund for any such payment of pre-Effective Date costs from interest that accrues on the monies in the Attorney Fee Fund (including interest that accrues during such time as the Attorney Fee Fund monies are in escrow prior to the Effective Date of the Janssen Agreement), up to the amount of such costs. Post-Effective Date, the cost of the Fee Panel shall be charged against the applicable Fee Fund based on allocation by the Fee Panel and shall not be otherwise funded by Janssen. The costs associated with the Cost and Expense Fund Administrator shall be paid from funds in the MDL Expense Fund and the Litigating Subdivision Cost Fund and shall not be otherwise funded by Janssen.
 2. The MDL PEC will seek, and the Attorneys General for Settling States and Janssen will not oppose, a Common Benefit Fee Order requiring an assessment of 7.5% on the gross recovery (by judgment or settlement) of any Non-Participating Subdivision that is subject to the federal court jurisdiction, represented by a MDL PEC firm, represented by any Attorney receiving fees from the Common Benefit Fund, represented by any Attorney that signed a Participation Agreement or paid in a case otherwise under the jurisdiction of the MDL Court.
 3. The MDL PEC shall provide to Janssen information they have that identifies Attorneys who represent Litigating Subdivisions who are not Participating Subdivisions and who have an obligation to pay a common benefit assessment, either due to the MDL Court's orders or having signed a Participation Agreement.

4. The MDL PEC shall retain ethics counsel of its choice to provide an opinion that addresses the compliance of its ethical obligations, as it relates to the Janssen Agreement. Such opinion shall address the issue of the potential conflict of interest for an Attorney that had represented a Participating Subdivision also representing a Later Litigating Subdivision as defined in the Janssen Agreement. This Subsection shall be enforceable to the extent permitted by the equivalent to Rules 1.16 and 5.6 of the ABA Model Rules of Professional Conduct in the relevant jurisdictions. The opinion shall be provided to Janssen as soon as it is completed and, in any event, prior to July 31, 2021 and shall be disseminated to counsel eligible to apply to the Attorney Fee Fund within 30 days of the announcement of the Janssen Agreement. The MDL PEC represents that it will comply with this opinion until the Reference Date and thereafter if the Janssen Agreement proceeds.
5. Participating Subdivisions agree to instruct their counsel to treat information, work product and expert materials as secret under Rule 1.6 of the ABA Model Rules of Professional Conduct. Accordingly, an Attorney shall not share information or work product with, or experts or materials to, non-participants (other than the Attorney's own current clients or their lawyers, consultants, experts or other representatives or agents). However, nothing herein shall prevent MDL Leadership or PEC Counsel from fulfilling their obligations in any MDL and the MDL Court Order.

III. Miscellaneous

A. *Termination.* If the Janssen Agreement does not proceed past the Reference Date, whether because Janssen does not determine to proceed or for any other reason, this Fee Agreement shall be null and void, Janssen shall have no obligation to make any payments under this Fee Agreement, and Janssen and the PEC shall take such steps as are necessary to restore the *status quo ante*.

B. *MDL Court Consideration.* This Fee Agreement shall be attached as an exhibit to the Janssen Agreement. This Fee Agreement shall also be submitted by Janssen and the MDL PEC to the MDL Court for approval pursuant to the motion and order that shall be attached, prior to the Preliminary Agreement Date of the Janssen Agreement, as Exhibit B.

1. In the event that the MDL Court, through an order, makes any change to the amounts potentially to be paid by Janssen under this Fee Agreement, makes any change to the Fee Panel's consideration of the factors set forth in paragraph II.C.4, or any other material change to the draft Order attached as part of Exhibit B or the terms of this Fee Agreement, Janssen and the MDL PEC shall meet and confer concerning such changes.
2. If Janssen and the MDL PEC are unable to reach agreement and revisions to this Fee Agreement in the event discussed in paragraph III.B.1, this Fee

Agreement shall be null and void, Janssen shall have no obligation to make any payments under this Fee Agreement, and Janssen and the MDL PEC shall take such steps as are necessary to restore the *status quo ante*.

C. *Amendment.* Once the MDL Court has entered an order implementing this Fee Agreement, this Fee Agreement can only be amended by (1) written agreement of Janssen and the MDL PEC and (2) approval by the MDL Court.

D. *Jurisdiction and Enforcement.* The MDL Court shall have exclusive and ongoing jurisdiction over the enforcement and implementation of this Fee Agreement as set forth herein. The MDL PEC shall be the Authorized Party to enforce this Fee Agreement, as to the payment obligations of Janssen as set forth in this section, and as to Attorneys making application to the Funds under this Fee Agreement. Solely for purposes of assessing or allocating common benefit fees, the MDL Court will continue to have jurisdiction over the work product developed in the MDL Court by and under the direction of the MDL PEC with respect to claims against Janssen, including data and documents, depositions, expert reports, briefs and pleadings; and the MDL Court's protective orders, management orders, and other decisions regarding such discovery and other work product, including but not limited to, conditions on its use, will continue in full force and effect. Nothing in this paragraph authorizes the MDL Court to act contrary to this Agreement or to share any of the work product, or provides the MDL Court with jurisdiction over the Janssen Agreement.

EXHIBIT S

Agreement on the State Cost Fund Administration

1. **Creation of a State Cost Fund.** Janssen and the Settling States agree to the creation of a state cost fund to pay litigation costs and expenses associated with litigation and investigation related to the opioid litigation (hereinafter the “State Cost Fund”). This agreement is a material part of the Settlement Agreement. The State Cost Fund shall be administered separately from the Common Benefit Fund, the Contingency Fee Fund, the State Counsel Fee Fund, Subdivision Costs Fund, and the MDL Expense Fund. No funds may be released from the State Cost Fund to Non-Settling States.

2. **State Cost Fund Amount.** In Payment 1 of the Settlement, Janssen shall pay into the State Cost Fund \$13,461,539 (the “State Cost Fund Amount”). Janssen’s State Cost Fund payment shall be a component of its Global Settlement Attorney Fee Amount payable to the Attorney Fee Fund, for Payment 1.

3. **State Cost Fund Committee.** A committee of Attorneys General from Settling States or their designated representatives (hereinafter the “State Cost Fund Committee”) shall oversee the State Cost Fund. The committee shall initially consist of the following states: (a) Delaware; (b) Florida; (c) Georgia; (d) New York; (e) North Carolina; (f) Ohio; (g) Tennessee; and (h) Texas. The Settling State Attorneys General may by majority vote add or change the composition of the State Cost Fund Committee, including replacing any above State, if that State is not a Settling State.

4. **State Cost Fund Administrator.** The State Cost Fund Committee shall select an administrator (the “State Cost Fund Administrator”). The State Cost Fund Administrator may be different from the Settlement Administrator under the Settlement Agreement. The State Cost Fund Administrator shall be responsible for administering the State Cost Fund and making payments to Settling States.

5. **State Cost Fund Guidelines.** Monies in the State Cost Fund shall be released without any delay to reimburse Settling States for documented opioid litigation and investigation costs incurred or paid. In allocating the State Cost Fund, no funds shall be allocated for costs incurred after July 21, 2021. The State Cost Fund Committee shall establish guidelines for the submission and approval of expenses eligible for reimbursement from the State Cost Fund. The State Cost Fund Administrator shall, in accordance with such guidelines, receive from Settling States records sufficient to demonstrate the incurrence and/or payment of each expense attributable to investigation or litigation related to the opioid litigation, including any outstanding National Association of Attorneys General grant.

6. **State Cost Fund Payment Priorities and Residual.** To the extent that that the aggregate eligible submissions of costs and expenses from Settling States exceed the State Cost Fund Amount, payments to Settling States shall be paid in the following order until the State

Cost Fund is exhausted. If the State Cost Fund is unable to fully pay costs at any of the following levels, then Settling States with costs at that level shall be paid on a proportional basis. All expenses with a lesser priority from the level where the State Cost Fund is exhausted will not be reimbursed from the State Cost Fund. Costs shall be paid in the following order: (a) the reasonable costs of the State Cost Fund Administrator, if any; (b) repayment of the National Association of Attorneys General grants connected to opioid litigation; (c) costs incurred or paid by outside counsel for a Settling State litigating against Janssen apart from any fee owed; (d) litigation-related costs attributable to the Janssen case incurred or paid by a Settling State litigating against Janssen; (e) pre-suit investigation-related costs attributable to a Janssen investigation incurred or paid by either a Settling State outside counsel (not including any amount of fees or any costs which have already been reimbursed pursuant to clause (c), above) or a Settling State investigating Janssen; (f) costs incurred or paid by a Settling State or outside counsel litigating against another opioid defendant other than a cost share entered into by a Settling State, which costs have not yet been paid under a preceding clause of this paragraph; (g) the amounts paid by a Settling State as part of cost share related to the filing of a proof of claim in the Purdue Pharma, L.P. bankruptcy; and (h) the amounts paid by a Settling State as part of any other cost share, including, but not limited to the cost share entered into by the Non-Consenting States in the Purdue Pharma, L.P. bankruptcy. If the State Cost Fund has additional monies after payment of the State Cost Fund Administrator's and all Settling States' submitted costs, then the remaining funds will be provided to the National Association of Attorneys General to be placed in the Financial Services Fund for the purpose of funding grants for consumer protection or healthcare-related enforcement or training activities. In determining what costs are attributable to Janssen, the State Fund Committee shall develop a guideline that ensures that all Settling States are treated equitably.

EXHIBIT T
Severity Factors

State	Severity Factor
Alabama	108.5243%
Alaska	107.8614%
American Samoa	102.7639%
Arizona	107.7129%
Arkansas	103.2818%
California	82.8688%
Colorado	95.2263%
Connecticut	121.0971%
Delaware	155.5946%
District of Columbia	88.3270%
Florida	107.9604%
Georgia	86.6675%
Guam	96.8019%
Hawaii	77.1051%
Idaho	93.0570%
Illinois	86.6318%
Indiana	108.6768%
Iowa	78.2056%
Kansas	89.6374%
Kentucky	150.0126%
Louisiana	105.2878%
Maine	132.7534%
Maryland	115.2160%
Massachusetts	110.3001%
Michigan	112.4239%
Minnesota	75.9148%
Mississippi	96.7243%
Missouri	107.8496%
Montana	99.7815%
N. Mariana Islands	100.2421%
Nebraska	71.9045%
Nevada	130.5519%
New Hampshire	144.4997%
New Jersey	102.3701%
New Mexico	128.9295%
New York	91.4472%

North Carolina	102.2754%
North Dakota	76.0864%
Ohio	123.0063%
Oklahoma	129.3047%
Oregon	108.9094%
Pennsylvania	118.2821%
Puerto Rico	73.9803%
Rhode Island	143.8802%
South Carolina	99.6801%
South Dakota	76.4482%
Tennessee	129.9078%
Texas	71.6286%
Utah	119.5878%
Vermont	140.2239%
Virgin Islands	100.4396%
Virginia	88.1611%
Washington	100.5007%
Wisconsin	99.6616%
Wyoming	100.9659%

EXHIBIT U

Agreement on the State Outside Counsel Fee Fund

1. **Creation of a State Outside Counsel Fee Fund.** Janssen and the Settling States agree to the creation of a state outside counsel fee fund to pay reasonable attorney’s fees of Settling States with outside counsel in connection with litigation against Janssen (the “State Outside Counsel Fee Fund”). This agreement is a material part of the Settlement Agreement. All terms utilized in this Agreement shall have the same meaning as in the Settlement Agreement unless otherwise indicated.
2. **State Outside Counsel Fee Fund Administration.** The State Outside Counsel Fee Fund shall be administered separately from the Common Benefit Fund, the Contingency Fee Fund, the State Cost Fund, and the MDL Expense Fund. A committee of Attorneys General shall oversee the State Outside Counsel Fee Fund (“Fee Fund Committee”). The Fee Fund Committee shall initially consist of the following: (a) Arkansas; (b) Florida; (c) New Jersey; and (d) Puerto Rico. The Fee Fund Committee shall select a settlement fund administrator (who may or may not be different from the Settlement Administrator under the Distributor Agreement) (the “Fee Fund Administrator”) who shall administer the State Outside Counsel Fee Fund according to the guidelines and directives of the Fee Fund Committee.
3. **State Outside Counsel Fee Eligibility.** To participate in the State Outside Counsel Fee Fund, an outside counsel for a Settling State must have filed and be maintaining an action in the name of a Settling State or its attorney general against Janssen in a state or federal court as of June 1, 2021. No Settling State can draw attorney’s fees from both the State Outside Counsel Fee Fund and the similarly sized fund to reimburse Settling State’s without outside counsel.
4. **State Outside Counsel Fee Fund Amount.** Janssen shall pay funds in the State Outside Counsel Fee Fund according to the schedule set forth below, as part of its annual Global Settlement Attorney Fee Amount payable to the Attorney Fee Fund, subject to the adjustments described below:

Payment Year 1	\$32,391,518.74
Payment Year 2	\$30,769,230.77
Payment Year 3	\$ 4,146,942.80
5. **State Outside Counsel Fee Fund Availability and Calculation of Amount.**
 - a. The State Outside Counsel Fee Fund shall be available to compensate private counsel for State Attorneys General for approved fees arising out of representation of the State pursuant to the schedule developed by the Fee Fund Committee and provided to Janssen.

- b. Fees shall be calculated by adding two components: (a) a fixed amount consisting of fifty (50%) of the amount allocated to a State utilizing the allocation percentage in the Settlement Agreement multiplied times 4.5%; and (b) a proportional percentage of the remaining fee due under that Settling State's contract assuming that fifty (50%) of the State's recovery is allocable to a Settling State (versus allocable to the Settling State's Subdivisions) so that the fees of all Settling States (minus the base amount that would have been due to any of Non-Settling States) exhausts the State Outside Counsel Fee Fund. The proportional share percentage will be the same for each Settling State included in the State Outside Counsel Fee Fund. All amounts paid will be less any costs or fees of the Fee Fund Administrator.

6. Payment by the Fee Fund Administrator.

- a. If a Settling State and a Settling State's outside counsel agree that the amount calculated in paragraph 5 above satisfies in full amounts owed to all Settling State outside counsel, then upon written notice of that agreement and counsel waiving in writing any entitlement to any additional fee, the Fee Fund Administrator shall pay that Settling State's outside counsel pursuant to the calculation and any schedule created by the Fee Fund Committee.
- b. If a Settling State's outside counsel does not agree that the amount calculated in Paragraph 5 above satisfies in full amounts owed by the Settling State, then the Settling State's share shall be placed in an interest bearing escrow account (less reasonable expenses of the Fee Fund Administrator) and held unless and until the Settling State and its outside counsel agree in a signed writing to a resolution of the amount outstanding or there is a final judgment entered that is no longer appealable.
- c. Upon being provided a signed, written agreement or the final non-appealable judgment, the Fee Fund Administrator shall release monies from the State Outside Counsel Fee Fund in either the amount held by the Fee Fund Administrator, if the amount of the agreement or judgment is equal to or more than the amount held, or the amount indicated in the agreement or in the final judgment, if the amount in the agreement or judgment is less than the amount held.
- d. Nothing herein, including the amounts listed in paragraph 5 above, shall prevent a Settling State from arguing in any proceeding with its outside counsel that (a) its recovery was less than fifty (50%) percent of the recovery in the Settlement Agreement down to and including fifteen (15%) percent of the total recovery; (b) any payment should be discounted by an appropriate discount rate commensurate to the risk of the Settlement Agreement and the timeline that the Settling State is receiving its payments; (c) the settlement amount should be lower because a Settling State's amounts were reduced because a Settling State's outside counsel failed to obtain joinder from a Settling State's Subdivision(s) who(m) the outside counsel also represented;

or (d) any limitation placed by Janssen bars payment of a higher fee to outside counsel.

- e. In the event the amount due to the Settling State’s outside counsel from an escrow account is less than the total amount of funds escrowed on the account of the Settling State, the balance shall be paid to the Settling State. In no event, other than a State not being a Settling State, shall funds revert to Janssen.
- f. Amounts owed by Janssen to the State Outside Counsel Fee Fund shall be reduced and/or credited to Janssen by the amount specified in paragraph 7, below, for any Non-Settling outside counsel States.

7. **Reversion or Reduction of Amounts owed to Non-Settling States.** Amounts owed by Janssen to the State Outside Counsel Fee Fund shall be reduced on account of Non-Settling States as follows:

- a. If the State of Washington does not become a Participating State and eleven (11) of the other outside counsel States in the table below become Participating States, then the amount Janssen owes under paragraph 4 will be reduced by the State of Washington’s Fixed Amount in the table below.
- b. If ten (10) outside counsel States in the table below become Participating States, then the amount Janssen owes under paragraph 4 will be reduced by the allocated Fixed Amount in the table below for each Non-Settling State.
- c. If nine (9) or fewer of the outside counsel States in the table below become Participating States, then the amount Janssen owes under paragraph 4 will be reduced by each Non-Settling State’s allocated Fixed Amount plus half the difference between the Non-Settling State’s full share of the “Fee Amount if all OC States Join” and the Fixed Amount for each Non-Settling State.

	JJ Allocation %	JJ Payment Amount	State Share	Contract Rate	Full Contract Amount	Fixed Amount	Fee Amount if all OC States Join
Arkansas	0.9663486633%	\$44,048,604.48	\$22,024,302.24	TIPAC	\$4,452,430.22	\$991,093.60	\$3,608,210.22
Florida	7.0259134409%	\$318,598,151.79	\$159,299,075.89	TIPAC	\$11,464,953.79	\$7,168,458.42	\$10,417,038.57
Idaho	0.5254331620%	\$24,023,889.47	\$12,011,944.74	10%	\$1,201,194.47	\$540,537.51	\$1,040,060.24
Kentucky	2.0929730531%	\$95,444,090.08	\$47,722,045.04	TIPAC	\$4,636,102.25	\$2,147,492.03	\$4,029,130.22
Mississippi	0.8898883053%	\$40,549,243.09	\$20,274,621.55	TIPAC	\$4,277,462.16	\$912,357.97	\$3,456,713.24
Nevada	1.2486754235%	\$56,896,524.63	\$28,448,262.31	19%	\$5,405,169.84	\$1,280,171.80	\$4,399,082.82
New Hampshire	0.6258752503%	\$28,620,454.86	\$14,310,277.43	27%	\$3,863,761.41	\$643,960.23	\$3,078,451.90
New Jersey	2.7551354545%	\$124,934,796.18	\$62,467,398.09	33%	\$20,614,241.37	\$2,811,032.91	\$16,272,038.83
New Mexico	0.8557238713%	\$39,104,404.67	\$19,552,202.33	24	\$4,692,528.56	\$879,849.11	\$3,762,616.04
Ohio	4.3567051408%	\$197,559,821.57	\$98,779,910.78	TIPAC	\$8,438,995.54	\$4,445,095.99	\$7,464,883.44
Puerto Rico	0.7263201134%	\$33,083,484.37	\$16,541,742.19	25%	\$4,135,435.55	\$744,378.40	\$3,308,356.71
South Dakota	0.2169945907%	\$9,948,315.49	\$4,974,157.75	12%	\$596,898.93	\$233,837.10	\$505,909.15
Washington	2.3189040182%	\$105,153,378.36	\$52,576,689.18	13.5%	\$7,097,853.04	\$2,365,951.01	5,943,742.14

8. In the event that the Fee Fund Administrator has received from Janssen part or all of the amount that Janssen is entitled to offset under paragraph 7 above, the Fee Fund Administrator shall return to Janssen the amount so received.

JANSSEN SETTLEMENT AGREEMENT - ALLOCATION NOTICE

Payment Year: 1-4

Date of Notice: 10/13/2022

Deadline to Dispute Allocation: 11/3/2022

Expiration of 50 Days: 12/2/2022

Settling State

Connecticut

I. PAYMENT ALLOCATION DETERMINATION

This Notice is an official communication from the Directing Administrator of the National Opioid Settlements. A copy of this Notice has been sent to the Enforcement Committee and Janssen pursuant to Section V.B of the Janssen Settlement Agreement, dated as of July 21, 2021, as amended, between and among the Settling States, Janssen, and Participating Subdivisions (the "Janssen Settlement Agreement"). All capitalized terms used in this letter have the meanings ascribed to them in the Janssen Settlement Agreement.

Pursuant to Section V.B and Exhibit M of the Janssen Settlement Agreement, Connecticut's Total 2022 Janssen Payment amount is **\$42,786,144.11**, which is broken down in Table 1 in Attachment 1 to this Allocation Notice.

As provided under Section VI.C of the Janssen Settlement Agreement, Connecticut has instructed the Directing Administrator to calculate the intrastate allocations pursuant to the national default. Using the default provisions, the Directing Administrator has allocated the Annual Payment as follows: (i) 15% to the State Fund, (ii) 70% to the Abatement Accounts Fund, and (iii) 15% to the Subdivision Fund, to be paid directly to the Subdivisions per the allocation percentages provided in Exhibit G of the Janssen Settlement Agreement. Connecticut has further instructed the Directing Administrator to allocate the Additional Restitution Amount in full to the State Fund. The intrastate allocations are included as Attachment 1 to this Allocation Notice.

Undisputed amounts allocated to the State Fund, the Abatement Accounts Fund, and Subdivision Fund for Participating Subdivisions will be paid no later than the date that is 50 days after the date of this Allocation Notice.

II. YOUR RIGHT TO DISPUTE

Section V.B.5 of the Janssen Settlement Agreement provides that within twenty-one (21) calendar days of receiving notice any party may dispute the calculation of the amount to be received by a Settling State or its Participating Subdivisions listed on Exhibit G as inconsistent with the terms of the Agreement. Written notice must be provided to the Settlement Fund Administrator, the Enforcement Committee, any affected Settling State, and Janssen identifying the nature of the dispute, the amount of money that is disputed, and the Settling State(s) affected.

A party has until the Deadline to Dispute Allocation listed at the top of this Allocation Notice to deliver a written notification of dispute. The amounts listed in this Allocation Notice will be deemed accepted if the Directing Administrator has not received a party's dispute before midnight Eastern Time on the deadline date. Submit your written request by email to DirectingAdministrator@NationalOpioidOfficialSettlement.com.

Any party affected by the dispute may object to the notification of dispute. Depending on the nature of the dispute, contested disputes must be resolved in either the court that entered a state's Consent Judgment or the National Arbitration Panel. The Directing Administrator will not disburse any funds potentially affected by a contested dispute until the dispute is resolved by the court or the National Arbitration Panel.

III. TO ACCEPT PAYMENT

If you do not dispute the payment and you have previously created a Portal Account and completed your Payment Election Forms and W-9 Forms for purposes of the Distributor Settlement Agreement, no further action is needed. The Directing Administrator will begin issuing payments after the applicable deadlines have passed using the existing payment instructions. If you have not previously created a Portal Account, please do so and complete the Payment Election Forms and W-9 Forms to create payment instructions for any Settlement Payments. If you wish to use different Payment Election Form or W-9 Form data for the Janssen Settlement Agreement, you may log in to the Portal and complete new forms. **Keep your payment instructions current in the Portal as the Directing Administrator will use these forms to issue settlement payments.**

IV. TO REALLOCATE PAYMENT

If you wish to reallocate your portion of the allocation to another Participating Subdivision or the Abatement Accounts Fund, you may do so by completing the Direct Payment and Allocation Election screen on the Portal or by emailing DirectingAdministrator@NationalOpioidOfficialSettlement.com before the Deadline to Dispute Allocation included on the Allocation Notice. The Directing Administrator will not treat a reallocation request as a dispute.

Sincerely,

BrownGreer PLC
Directing Administrator
250 Rocketts Way
Richmond, VA 23231

National Opioid Settlements



ATTACHMENT 1 - JANSSEN 2022 PAYMENT ALLOCATIONS TO CONNECTICUT (As of 10/13/2022)

TABLE 1: PAYMENT YEAR SUMMARY

		Payment 1 Base Amount	Payment 1 Additional Restitution	Payment 2 Base Amount	Accelerated Payment 3 Incentive Amount	Accelerated Payment 4 Base Amount	Accelerated Payment 4 Incentive Amount	Accelerated Payment 5 Base Amount	Accelerated Payment 5 Incentive Amount	TOTAL 2022 JANSSEN PAYMENT ¹
1.	Total Allocation	\$3,781,125.52	\$265,775.68	\$8,821,442.32	\$7,060,486.00	\$3,474,249.98	\$7,366,854.17	\$3,516,985.64	\$8,499,224.80	\$42,786,144.11
2.	Allocation Method	National Default								
3.	15% to State Fund	\$567,168.83	\$265,775.68	\$1,323,216.35	\$1,059,072.90	\$521,137.50	\$1,105,028.13	\$527,547.85	\$1,274,883.72	\$6,643,830.95
4.	70% to Abatement Accounts Fund	\$2,646,787.86	\$0.00	\$6,175,009.63	\$4,942,340.20	\$2,431,974.98	\$5,156,797.92	\$2,461,889.95	\$5,949,457.36	\$29,764,257.90
5.	15% to Subdivision Fund	\$567,168.83	\$0.00	\$1,323,216.35	\$1,059,072.90	\$521,137.50	\$1,105,028.13	\$527,547.85	\$1,274,883.72	\$6,378,055.26

TABLE 2: ALLOCATION TO SUBDIVISIONS

	Subdivision	Exhibit G State Allocation Percentage	Total Payment 1	Total Payment 2	Total Payment 3	Total Payment 4	Total Payment 5	TOTAL 2022 JANSSEN PAYMENT
1.	Andover Town	0.0513214640%	\$291.08	\$679.09	\$543.53	\$834.57	\$925.03	\$3,273.30
2.	Ansonia City	0.5316052437%	\$3,015.10	\$7,034.29	\$5,630.09	\$8,644.78	\$9,581.82	\$33,906.08
3.	Ashford Town	0.1096965130%	\$622.16	\$1,451.52	\$1,161.77	\$1,783.85	\$1,977.20	\$6,996.50
4.	Avon Town	0.5494886534%	\$3,116.53	\$7,270.92	\$5,819.49	\$8,935.60	\$9,904.16	\$35,046.70
5.	Barkhamsted Town	0.0620629520%	\$352.00	\$821.23	\$657.29	\$1,009.25	\$1,118.64	\$3,958.41
6.	Beacon Falls Town	0.1953947308%	\$1,108.22	\$2,585.50	\$2,069.37	\$3,177.44	\$3,521.86	\$12,462.39
7.	Berlin Town	0.5215629385%	\$2,958.14	\$6,901.41	\$5,523.73	\$8,481.48	\$9,400.82	\$33,265.58
8.	Bethany Town	0.1039156068%	\$589.38	\$1,375.03	\$1,100.54	\$1,689.84	\$1,873.01	\$6,627.80
9.	Bethel Town	0.3522422145%	\$1,997.81	\$4,660.93	\$3,730.50	\$5,728.04	\$6,348.92	\$22,466.20

¹ Final payments to the individual Funds may vary by a total of +/- \$0.01-\$0.15 to account for adjustments due to rounding to the nearest cent in each of the Subdivision Payment 1-Payment 5 calculations.

National Opioid Settlements



	Subdivision	Exhibit G State Allocation Percentage	Total Payment 1	Total Payment 2	Total Payment 3	Total Payment 4	Total Payment 5	TOTAL 2022 JANSSEN PAYMENT
10.	Bethlehem Town	0.0078647202%	\$44.61	\$104.07	\$83.29	\$127.89	\$141.76	\$501.62
11.	Bloomfield Town	0.4888368136%	\$2,772.53	\$6,468.37	\$5,177.14	\$7,949.30	\$8,810.95	\$31,178.29
12.	Bolton Town	0.1520831395%	\$862.57	\$2,012.39	\$1,610.67	\$2,473.12	\$2,741.19	\$9,699.94
13.	Bozrah Town	0.0582057867%	\$330.13	\$770.19	\$616.44	\$946.52	\$1,049.12	\$3,712.40
14.	Branford Town	0.8903816954%	\$5,049.97	\$11,781.68	\$9,429.79	\$14,479.08	\$16,048.52	\$56,789.04
15.	Bridgeport City	3.2580743095%	\$18,478.78	\$43,111.37	\$34,505.38	\$52,981.68	\$58,724.56	\$207,801.77
16.	Bridgewater Town	0.0118125935%	\$67.00	\$156.31	\$125.10	\$192.09	\$212.91	\$753.41
17.	Bristol City	1.3355768908%	\$7,574.98	\$17,672.57	\$14,144.73	\$21,718.69	\$24,072.86	\$85,183.83
18.	Brookfield Town	0.3087903124%	\$1,751.36	\$4,085.96	\$3,270.31	\$5,021.44	\$5,565.73	\$19,694.80
19.	Brooklyn Town	0.1880661562%	\$1,066.65	\$2,488.52	\$1,991.76	\$3,058.27	\$3,389.76	\$11,994.96
20.	Burlington Town	0.2348761319%	\$1,332.14	\$3,107.92	\$2,487.51	\$3,819.47	\$4,233.48	\$14,980.52
21.	Canaan Town	0.0343343640%	\$194.73	\$454.32	\$363.63	\$558.33	\$618.85	\$2,189.86
22.	Canterbury Town	0.1354310071%	\$768.12	\$1,792.05	\$1,434.31	\$2,202.33	\$2,441.05	\$8,637.86
23.	Canton Town	0.2669011966%	\$1,513.78	\$3,531.68	\$2,826.68	\$4,340.26	\$4,810.71	\$17,023.11
24.	Chaplin Town	0.0523959290%	\$297.17	\$693.31	\$554.91	\$852.04	\$944.40	\$3,341.83
25.	Cheshire Town	0.9783113499%	\$5,548.68	\$12,945.18	\$10,361.03	\$15,908.96	\$17,633.39	\$62,397.24
26.	Chester Town	0.0772387574%	\$438.07	\$1,022.04	\$818.01	\$1,256.03	\$1,392.18	\$4,926.33
27.	Clinton Town	0.5348726093%	\$3,033.63	\$7,077.52	\$5,664.69	\$8,697.91	\$9,640.71	\$34,114.46
28.	Colchester Town	0.6134395770%	\$3,479.24	\$8,117.13	\$6,496.77	\$9,975.54	\$11,056.83	\$39,125.51
29.	Colebrook Town	0.0296870114%	\$168.38	\$392.82	\$314.41	\$482.76	\$535.09	\$1,893.46
30.	Columbia Town	0.1005666237%	\$570.38	\$1,330.71	\$1,065.07	\$1,635.38	\$1,812.64	\$6,414.18
31.	Cornwall Town	0.0486027928%	\$275.66	\$643.12	\$514.74	\$790.36	\$876.03	\$3,099.91
32.	Coventry Town	0.3460011479%	\$1,962.41	\$4,578.34	\$3,664.40	\$5,626.55	\$6,236.43	\$22,068.13
33.	Cromwell Town	0.4750451453%	\$2,694.31	\$6,285.88	\$5,031.07	\$7,725.02	\$8,562.36	\$30,298.64

National Opioid Settlements



	Subdivision	Exhibit G State Allocation Percentage	Total Payment 1	Total Payment 2	Total Payment 3	Total Payment 4	Total Payment 5	TOTAL 2022 JANSSEN PAYMENT
34.	Danbury City	1.1556465907%	\$6,554.47	\$15,291.70	\$12,239.14	\$18,792.73	\$20,829.74	\$73,707.78
35.	Darien Town	0.6429649345%	\$3,646.70	\$8,507.82	\$6,809.47	\$10,455.67	\$11,589.00	\$41,008.66
36.	Deep River Town	0.0924563595%	\$524.38	\$1,223.40	\$979.18	\$1,503.49	\$1,666.46	\$5,896.91
37.	Derby City	0.3503125449%	\$1,986.86	\$4,635.39	\$3,710.07	\$5,696.66	\$6,314.14	\$22,343.12
38.	Durham Town	0.0079309232%	\$44.98	\$104.94	\$83.99	\$128.97	\$142.95	\$505.83
39.	East Granby Town	0.1455975170%	\$825.78	\$1,926.57	\$1,541.98	\$2,367.66	\$2,624.30	\$9,286.29
40.	East Haddam Town	0.3145696377%	\$1,784.14	\$4,162.44	\$3,331.52	\$5,115.42	\$5,669.90	\$20,063.42
41.	East Hampton Town	0.4637546663%	\$2,630.27	\$6,136.48	\$4,911.50	\$7,541.42	\$8,358.86	\$29,578.53
42.	East Hartford Town	1.2645454069%	\$7,172.11	\$16,732.67	\$13,392.46	\$20,563.60	\$22,792.57	\$80,653.41
43.	East Haven Town	0.8590923735%	\$4,872.50	\$11,367.65	\$9,098.41	\$13,970.26	\$15,484.55	\$54,793.37
44.	East Lyme Town	0.6375826296%	\$3,616.17	\$8,436.60	\$6,752.46	\$10,368.15	\$11,491.99	\$40,665.37
45.	East Windsor Town	0.2419743793%	\$1,372.40	\$3,201.84	\$2,562.69	\$3,934.90	\$4,361.42	\$15,433.25
46.	Eastford Town	0.0446651958%	\$253.33	\$591.02	\$473.04	\$726.33	\$805.06	\$2,848.78
47.	Easton Town	0.1354961231%	\$768.49	\$1,792.91	\$1,435.00	\$2,203.39	\$2,442.22	\$8,642.01
48.	Ellington Town	0.4010047839%	\$2,274.37	\$5,306.16	\$4,246.93	\$6,521.00	\$7,227.84	\$25,576.30
49.	Enfield Town	0.9173431190%	\$5,202.88	\$12,138.43	\$9,715.33	\$14,917.52	\$16,534.48	\$58,508.64
50.	Essex Town	0.1431870357%	\$812.11	\$1,894.67	\$1,516.46	\$2,328.46	\$2,580.85	\$9,132.55
51.	Fairfield Town	1.4212308415%	\$8,060.78	\$18,805.96	\$15,051.87	\$23,111.57	\$25,616.71	\$90,646.89
52.	Farmington Town	0.6572091547%	\$3,727.49	\$8,696.30	\$6,960.32	\$10,687.31	\$11,845.75	\$41,917.17
53.	Franklin Town	0.0446032416%	\$252.98	\$590.20	\$472.38	\$725.32	\$803.94	\$2,844.82
54.	Glastonbury Town	1.0420644550%	\$5,910.26	\$13,788.77	\$11,036.22	\$16,945.69	\$18,782.50	\$66,463.44
55.	Goshen Town	0.0030464255%	\$17.28	\$40.31	\$32.26	\$49.54	\$54.91	\$194.30
56.	Granby Town	0.2928405247%	\$1,660.90	\$3,874.91	\$3,101.39	\$4,762.07	\$5,278.25	\$18,677.52
57.	Greenwich Town	1.5644702467%	\$8,873.19	\$20,701.33	\$16,568.88	\$25,440.88	\$28,198.51	\$99,782.79

National Opioid Settlements



	Subdivision	Exhibit G State Allocation Percentage	Total Payment 1	Total Payment 2	Total Payment 3	Total Payment 4	Total Payment 5	TOTAL 2022 JANSSEN PAYMENT
58.	Griswold Town	0.3865570141%	\$2,192.43	\$5,114.99	\$4,093.92	\$6,286.06	\$6,967.43	\$24,654.83
59.	Groton Town	1.4033874500%	\$7,959.58	\$18,569.85	\$14,862.90	\$22,821.40	\$25,295.10	\$89,508.83
60.	Guilford Town	0.8399392493%	\$4,763.87	\$11,114.21	\$8,895.57	\$13,658.80	\$15,139.33	\$53,571.78
61.	Haddam Town	0.0151716553%	\$86.05	\$200.75	\$160.68	\$246.72	\$273.46	\$967.66
62.	Hamden Town	1.7724359413%	\$10,052.70	\$23,453.16	\$18,771.39	\$28,822.74	\$31,946.94	\$113,046.93
63.	Hampton Town	0.0429454985%	\$243.57	\$568.26	\$454.82	\$698.36	\$774.06	\$2,739.07
64.	Hartford City	5.3268549899%	\$30,212.26	\$70,485.82	\$56,415.28	\$86,623.48	\$96,012.92	\$339,749.76
65.	Hartland Town	0.0359782738%	\$204.06	\$476.07	\$381.04	\$585.07	\$648.48	\$2,294.72
66.	Harwinton Town	0.0126363764%	\$71.67	\$167.21	\$133.83	\$205.49	\$227.76	\$805.96
67.	Hebron Town	0.1593443254%	\$903.75	\$2,108.47	\$1,687.57	\$2,591.20	\$2,872.07	\$10,163.06
68.	Kent Town	0.0835899976%	\$474.10	\$1,106.08	\$885.28	\$1,359.31	\$1,506.65	\$5,331.42
69.	Killingly Town	0.6116898413%	\$3,469.31	\$8,093.98	\$6,478.24	\$9,947.09	\$11,025.29	\$39,013.91
70.	Killingworth Town	0.2652963170%	\$1,504.68	\$3,510.44	\$2,809.68	\$4,314.16	\$4,781.78	\$16,920.74
71.	Lebanon Town	0.2746607824%	\$1,557.79	\$3,634.36	\$2,908.86	\$4,466.44	\$4,950.57	\$17,518.02
72.	Ledyard Town	0.5514380850%	\$3,127.58	\$7,296.72	\$5,840.13	\$8,967.30	\$9,939.29	\$35,171.02
73.	Lisbon Town	0.1156355161%	\$655.85	\$1,530.11	\$1,224.66	\$1,880.43	\$2,084.25	\$7,375.30
74.	Litchfield Town	0.3481982974%	\$1,974.87	\$4,607.42	\$3,687.67	\$5,662.28	\$6,276.04	\$22,208.28
75.	Lyme Town	0.0023141411%	\$13.13	\$30.62	\$24.51	\$37.63	\$41.71	\$147.60
76.	Madison Town	0.7594223560%	\$4,307.21	\$10,048.80	\$8,042.84	\$12,349.47	\$13,688.07	\$48,436.39
77.	Manchester Town	1.3929765818%	\$7,900.53	\$18,432.09	\$14,752.64	\$22,652.11	\$25,107.45	\$88,844.82
78.	Mansfield Town	0.3058754037%	\$1,734.83	\$4,047.39	\$3,239.44	\$4,974.04	\$5,513.19	\$19,508.89
79.	Marlborough Town	0.0766010346%	\$434.46	\$1,013.60	\$811.26	\$1,245.66	\$1,380.68	\$4,885.66
80.	Meriden City	1.8508778149%	\$10,497.60	\$24,491.12	\$19,602.15	\$30,098.34	\$33,360.81	\$118,050.02
81.	Middlebury Town	0.0276033951%	\$156.56	\$365.25	\$292.34	\$448.88	\$497.53	\$1,760.56

National Opioid Settlements



	Subdivision	Exhibit G State Allocation Percentage	Total Payment 1	Total Payment 2	Total Payment 3	Total Payment 4	Total Payment 5	TOTAL 2022 JANSSEN PAYMENT
82.	Middlefield Town	0.0075627554%	\$42.89	\$100.07	\$80.10	\$122.98	\$136.31	\$482.35
83.	Middletown City	1.5343128975%	\$8,702.14	\$20,302.28	\$16,249.49	\$24,950.47	\$27,654.94	\$97,859.32
84.	Milford City	1.8215679630%	\$10,331.37	\$24,103.29	\$19,291.73	\$29,621.71	\$32,832.52	\$116,180.62
85.	Monroe Town	0.4307375445%	\$2,443.01	\$5,699.59	\$4,561.82	\$7,004.51	\$7,763.75	\$27,472.68
86.	Montville Town	0.5806185940%	\$3,293.09	\$7,682.84	\$6,149.17	\$9,441.82	\$10,465.25	\$37,032.17
87.	Morris Town	0.0099785725%	\$56.60	\$132.04	\$105.68	\$162.27	\$179.86	\$636.45
88.	Naugatuck Borough	1.0644527326%	\$6,037.24	\$14,085.01	\$11,273.33	\$17,309.76	\$19,186.03	\$67,891.37
89.	New Britain City	1.5740557511%	\$8,927.55	\$20,828.16	\$16,670.40	\$25,596.75	\$28,371.28	\$100,394.14
90.	New Canaan Town	0.6136187204%	\$3,480.25	\$8,119.50	\$6,498.67	\$9,978.46	\$11,060.06	\$39,136.94
91.	New Fairfield Town	0.2962030448%	\$1,679.97	\$3,919.41	\$3,137.01	\$4,816.75	\$5,338.86	\$18,892.00
92.	New Hartford Town	0.1323482193%	\$750.64	\$1,751.25	\$1,401.66	\$2,152.20	\$2,385.49	\$8,441.24
93.	New Haven City	5.8061427601%	\$32,930.63	\$76,827.83	\$61,491.28	\$94,417.50	\$104,651.75	\$370,318.99
94.	New London City	1.0536729060%	\$5,976.10	\$13,942.37	\$11,159.16	\$17,134.47	\$18,991.73	\$67,203.83
95.	New Milford Town	1.0565475001%	\$5,992.41	\$13,980.41	\$11,189.61	\$17,181.21	\$19,043.55	\$67,387.19
96.	Newington Town	0.7132456565%	\$4,045.31	\$9,437.78	\$7,553.79	\$11,598.56	\$12,855.76	\$45,491.20
97.	Newtown Town	0.5964476353%	\$3,382.87	\$7,892.29	\$6,316.82	\$9,699.23	\$10,750.56	\$38,041.77
98.	Norfolk Town	0.0442819100%	\$251.15	\$585.95	\$468.98	\$720.10	\$798.15	\$2,824.33
99.	North Branford Town	0.4795791623%	\$2,720.02	\$6,345.87	\$5,079.09	\$7,798.75	\$8,644.09	\$30,587.82
100.	North Canaan Town	0.0913148022%	\$517.91	\$1,208.29	\$967.09	\$1,484.93	\$1,645.89	\$5,824.11
101.	North Haven Town	0.7922543069%	\$4,493.42	\$10,483.24	\$8,390.55	\$12,883.37	\$14,279.84	\$50,530.42
102.	North Stonington Town	0.1803885830%	\$1,023.11	\$2,386.93	\$1,910.45	\$2,933.42	\$3,251.38	\$11,505.29
103.	Norwalk City	1.5918210823%	\$9,028.31	\$21,063.24	\$16,858.55	\$25,885.65	\$28,691.49	\$101,527.24
104.	Norwich City	1.1639182124%	\$6,601.38	\$15,401.16	\$12,326.74	\$18,927.24	\$20,978.83	\$74,235.35
105.	Old Lyme Town	0.0247921386%	\$140.61	\$328.05	\$262.57	\$403.16	\$446.86	\$1,581.25

National Opioid Settlements



	Subdivision	Exhibit G State Allocation Percentage	Total Payment 1	Total Payment 2	Total Payment 3	Total Payment 4	Total Payment 5	TOTAL 2022 JANSSEN PAYMENT
106.	Old Saybrook Town	0.4181170767%	\$2,371.43	\$5,532.59	\$4,428.16	\$6,799.28	\$7,536.27	\$26,667.73
107.	Orange Town	0.3683598812%	\$2,089.22	\$4,874.20	\$3,901.20	\$5,990.14	\$6,639.43	\$23,494.19
108.	Oxford Town	0.3955127994%	\$2,243.23	\$5,233.49	\$4,188.77	\$6,431.69	\$7,128.85	\$25,226.03
109.	Plainfield Town	0.5352043161%	\$3,035.51	\$7,081.91	\$5,668.20	\$8,703.31	\$9,646.69	\$34,135.62
110.	Plainville Town	0.3937549612%	\$2,233.26	\$5,210.23	\$4,170.15	\$6,403.11	\$7,097.16	\$25,113.91
111.	Plymouth Town	0.4213382978%	\$2,389.70	\$5,575.22	\$4,462.28	\$6,851.66	\$7,594.33	\$26,873.19
112.	Pomfret Town	0.1174722050%	\$666.27	\$1,554.41	\$1,244.12	\$1,910.29	\$2,117.36	\$7,492.45
113.	Portland Town	0.3205523149%	\$1,818.07	\$4,241.60	\$3,394.88	\$5,212.71	\$5,777.74	\$20,445.00
114.	Preston Town	0.1319895374%	\$748.60	\$1,746.51	\$1,397.87	\$2,146.37	\$2,379.02	\$8,418.37
115.	Prospect Town	0.3056173107%	\$1,733.37	\$4,043.98	\$3,236.71	\$4,969.84	\$5,508.54	\$19,492.44
116.	Putnam Town	0.2953254103%	\$1,674.99	\$3,907.79	\$3,127.71	\$4,802.48	\$5,323.04	\$18,836.01
117.	Redding Town	0.1726435223%	\$979.18	\$2,284.45	\$1,828.42	\$2,807.47	\$3,111.78	\$11,011.30
118.	Ridgefield Town	0.6645173744%	\$3,768.94	\$8,793.00	\$7,037.72	\$10,806.15	\$11,977.47	\$42,383.28
119.	Rocky Hill Town	0.3929175425%	\$2,228.51	\$5,199.15	\$4,161.28	\$6,389.49	\$7,082.07	\$25,060.50
120.	Roxbury Town	0.0037924445%	\$21.51	\$50.18	\$40.16	\$61.67	\$68.36	\$241.88
121.	Salem Town	0.1075219911%	\$609.83	\$1,422.75	\$1,138.74	\$1,748.49	\$1,938.01	\$6,857.82
122.	Salisbury Town	0.1052257347%	\$596.81	\$1,392.36	\$1,114.42	\$1,711.14	\$1,896.62	\$6,711.35
123.	Scotland Town	0.0395212218%	\$224.15	\$522.95	\$418.56	\$642.68	\$712.34	\$2,520.68
124.	Seymour Town	0.5301171581%	\$3,006.66	\$7,014.60	\$5,614.33	\$8,620.58	\$9,555.00	\$33,811.17
125.	Sharon Town	0.0761294123%	\$431.78	\$1,007.36	\$806.27	\$1,237.99	\$1,372.18	\$4,855.58
126.	Shelton City	0.5601099879%	\$3,176.77	\$7,411.47	\$5,931.97	\$9,108.32	\$10,095.60	\$35,724.13
127.	Sherman Town	0.0494382353%	\$280.40	\$654.17	\$523.59	\$803.95	\$891.09	\$3,153.20
128.	Simsbury Town	0.6988446241%	\$3,963.63	\$9,247.23	\$7,401.27	\$11,364.37	\$12,596.20	\$44,572.70
129.	Somers Town	0.2491740063%	\$1,413.24	\$3,297.11	\$2,638.93	\$4,051.98	\$4,491.19	\$15,892.45

National Opioid Settlements



	Subdivision	Exhibit G State Allocation Percentage	Total Payment 1	Total Payment 2	Total Payment 3	Total Payment 4	Total Payment 5	TOTAL 2022 JANSSEN PAYMENT
130.	South Windsor Town	0.7310935932%	\$4,146.53	\$9,673.95	\$7,742.81	\$11,888.79	\$13,177.46	\$46,629.54
131.	Southbury Town	0.0581965974%	\$330.07	\$770.07	\$616.34	\$946.37	\$1,048.95	\$3,711.80
132.	Southington Town	0.9683065927%	\$5,491.93	\$12,812.79	\$10,255.07	\$15,746.27	\$17,453.06	\$61,759.12
133.	Sprague Town	0.0874709763%	\$496.11	\$1,157.43	\$926.38	\$1,422.42	\$1,576.60	\$5,578.94
134.	Stafford Town	0.3388202949%	\$1,921.68	\$4,483.33	\$3,588.35	\$5,509.78	\$6,107.00	\$21,610.14
135.	Stamford City	2.9070395589%	\$16,487.82	\$38,466.42	\$30,787.67	\$47,273.28	\$52,397.40	\$185,412.59
136.	Sterling Town	0.0949826467%	\$538.71	\$1,256.83	\$1,005.94	\$1,544.58	\$1,712.00	\$6,058.06
137.	Stonington Town	0.5576891315%	\$3,163.04	\$7,379.43	\$5,906.33	\$9,068.95	\$10,051.96	\$35,569.71
138.	Stratford Town	0.9155695700%	\$5,192.83	\$12,114.97	\$9,696.55	\$14,888.68	\$16,502.51	\$58,395.54
139.	Suffield Town	0.3402792315%	\$1,929.96	\$4,502.63	\$3,603.81	\$5,533.50	\$6,133.30	\$21,703.20
140.	Thomaston Town	0.2664061562%	\$1,510.97	\$3,525.13	\$2,821.44	\$4,332.21	\$4,801.79	\$16,991.54
141.	Thompson Town	0.2673479187%	\$1,516.31	\$3,537.59	\$2,831.41	\$4,347.52	\$4,818.76	\$17,051.59
142.	Tolland Town	0.4342020371%	\$2,462.66	\$5,745.43	\$4,598.52	\$7,060.84	\$7,826.19	\$27,693.64
143.	Torrington City	1.3652460176%	\$7,743.25	\$18,065.16	\$14,458.95	\$22,201.16	\$24,607.63	\$87,076.15
144.	Trumbull Town	0.7617744403%	\$4,320.55	\$10,079.92	\$8,067.75	\$12,387.71	\$13,730.46	\$48,586.39
145.	Union Town	0.0153941764%	\$87.31	\$203.70	\$163.04	\$250.33	\$277.47	\$981.85
146.	Vernon Town	0.7027162157%	\$3,985.59	\$9,298.46	\$7,442.28	\$11,427.33	\$12,665.98	\$44,819.64
147.	Voluntown Town	0.0733181557%	\$415.84	\$970.16	\$776.49	\$1,192.27	\$1,321.51	\$4,676.27
148.	Wallingford Town	1.5350353996%	\$8,706.24	\$20,311.84	\$16,257.14	\$24,962.22	\$27,667.96	\$97,905.40
149.	Warren Town	0.0489758024%	\$277.78	\$648.06	\$518.69	\$796.43	\$882.76	\$3,123.72
150.	Washington Town	0.1553517897%	\$881.11	\$2,055.64	\$1,645.29	\$2,526.28	\$2,800.11	\$9,908.43
151.	Waterbury City	4.6192219654%	\$26,198.79	\$61,122.30	\$48,920.93	\$75,116.20	\$83,258.31	\$294,616.53
152.	Waterford Town	0.7608802056%	\$4,315.48	\$10,068.09	\$8,058.28	\$12,373.17	\$13,714.34	\$48,529.36
153.	Watertown Town	0.6868118808%	\$3,895.38	\$9,088.01	\$7,273.84	\$11,168.70	\$12,379.31	\$43,805.24

National Opioid Settlements



	Subdivision	Exhibit G State Allocation Percentage	Total Payment 1	Total Payment 2	Total Payment 3	Total Payment 4	Total Payment 5	TOTAL 2022 JANSSEN PAYMENT
154.	West Hartford Town	1.6216697477%	\$9,197.61	\$21,458.20	\$17,174.66	\$26,371.04	\$29,229.49	\$103,431.00
155.	West Haven City	1.4026972589%	\$7,955.66	\$18,560.72	\$14,855.59	\$22,810.18	\$25,282.66	\$89,464.81
156.	Westbrook Town	0.2586999280%	\$1,467.27	\$3,423.16	\$2,739.82	\$4,206.89	\$4,662.89	\$16,500.03
157.	Weston Town	0.3664201329%	\$2,078.22	\$4,848.53	\$3,880.66	\$5,958.60	\$6,604.47	\$23,370.48
158.	Westport Town	0.8921084083%	\$5,059.76	\$11,804.52	\$9,448.08	\$14,507.16	\$16,079.64	\$56,899.16
159.	Wethersfield Town	0.6208707168%	\$3,521.39	\$8,215.46	\$6,575.47	\$10,096.39	\$11,190.77	\$39,599.48
160.	Willington Town	0.0975268185%	\$553.14	\$1,290.49	\$1,032.88	\$1,585.95	\$1,757.85	\$6,220.31
161.	Wilton Town	0.6378099925%	\$3,617.46	\$8,439.61	\$6,754.87	\$10,371.85	\$11,496.09	\$40,679.88
162.	Winchester Town	0.3760305376%	\$2,132.73	\$4,975.70	\$3,982.44	\$6,114.88	\$6,777.69	\$23,983.44
163.	Windham Town	1.0108949901%	\$5,733.48	\$13,376.33	\$10,706.11	\$16,438.83	\$18,220.69	\$64,475.44
164.	Windsor Locks Town	0.3174167624%	\$1,800.29	\$4,200.11	\$3,361.67	\$5,161.72	\$5,721.22	\$20,245.01
165.	Windsor Town	0.7548324123%	\$4,281.17	\$9,988.07	\$7,994.23	\$12,274.83	\$13,605.34	\$48,143.64
166.	Wolcott Town	0.5443693820%	\$3,087.49	\$7,203.18	\$5,765.27	\$8,852.35	\$9,811.89	\$34,720.18
167.	Woodbridge Town	0.2435300513%	\$1,381.23	\$3,222.43	\$2,579.16	\$3,960.20	\$4,389.46	\$15,532.48
168.	Woodbury Town	0.3411988605%	\$1,935.17	\$4,514.80	\$3,613.54	\$5,548.46	\$6,149.88	\$21,761.85
169.	Woodmont Borough	0.0173159412%	\$98.21	\$229.13	\$183.39	\$281.59	\$312.11	\$1,104.43
170.	Woodstock Town	0.1817110623%	\$1,030.61	\$2,404.43	\$1,924.45	\$2,954.92	\$3,275.22	\$11,589.63
171.	TOTALS	100.0000%	\$567,168.83	\$1,323,216.38	\$1,059,072.84	\$1,626,165.60	\$1,802,431.48	\$6,378,055.13



TOWN OF LEDYARD CONNECTICUT

741 Colonel Ledyard Highway
Ledyard, Connecticut 06339-1551
(860) 464-3203
towncouncil@ledyardct.org

Chairman Kevin J. Dombrowski

April 13, 2023

Ledge Light Health District
Ms. Kerensa Mansfield
Senior Health Program Coordinator
216 Broad Street
New London, Connecticut 06339
kmansfield@llhd.org

Dear Ms. Mansfield:

The Town of Ledyard is a party to the National Opioid Settlement for the abatement of the opioid epidemic which began in 1990's and has taken countless lives in Connecticut during the past two decades.

Recently the town began to receive payments from the Distributor Settlement. Per the terms of the Settlement these funds must be used for specific opioid abatement purposes, including, but not limited to expanding access to opioid use disorder prevention, intervention, treatment, and recovery options, to name a few.

The Town Council's Finance Committee has begun to discuss options for the use and/or distribution of these funds and we are seeking your guidance and input to help us determine the best value in terms of helping individuals and their families who are struggling with addiction.


Many families in our community have been devastated by the needless loss of a child, parent, or friend who became addicted to either prescription opioids and/or street drugs that may have been laced with fentanyl or other dangerous and harmful types of synthetic narcotics.

The Finance Committee plans to continue this discussion at our May 3, 2023 meeting and look forward receiving your ideas and recommendations; and welcome you to attend our meeting.

It is our hope that these Settlement Funds will help our community make a difference in engaging and building trust with people who use drugs in order to save lives, help them seek treatment, and find a productive path forward.

Should you have any questions regarding this request, please do not hesitate to contact me at (860) 572-7181 or email at wsaums@ledyardct.org.

Thank you,


Bill Saums
Committee Chairman
Finance Committee



TOWN OF LEDYARD CONNECTICUT

741 Colonel Ledyard Highway
Ledyard, Connecticut 06339-1551
(860) 464-3203
towncouncil@ledyardct.org

Chairman Kevin J. Dombrowski

April 13, 2023

Ms. Kate Sikorsky-Maynard
Ledyard Youth Serviced Coordinator
741 Colonel Ledyard Highway
Ledyard, Connecticut 06339
youth.services@ledyardct.org

Dear Ms. Sikorsky-Maynard:

The Town of Ledyard is a party to the National Opioid Settlement for the abatement of the opioid epidemic which began in 1990's and has taken countless lives in Connecticut during the past two decades.

Recently the town began to receive payments from the Distributor Settlement. Per the terms of the Settlement these funds must be used for specific opioid abatement purposes, including, but not limited to expanding access to opioid use disorder prevention, intervention, treatment, and recovery options, to name a few.


The Town Council's Finance Committee has begun to discuss options for the use and/or distribution of these funds and we are seeking your guidance and input to help us determine the best value in terms of helping individuals and their families who are struggling with addiction.

Many families in our community have been devastated by the needless loss of a child, parent, or friend who became addicted to either prescription opioids and/or street drugs that may have been laced with fentanyl or other dangerous and harmful types of synthetic narcotics.

The Finance Committee plans to continue this discussion at our May 3, 2023 meeting and look forward receiving your ideas and recommendations; and welcome you to attend our meeting.

It is our hope that these Settlement Funds will help our community make a difference in engaging and building trust with people who use drugs in order to save lives, help them seek treatment, and find a productive path forward.

Should you have any questions regarding this request, please do not hesitate to contact me at (860) 572-7181 or email at wsaums@ledyardct.org.

Thank you,

Bill Saums
Committee Chairman
Finance Committee



TOWN OF LEDYARD

741 Colonel Ledyard
Highway
Ledyard, CT 06339-1511

File #: 23-1457

Agenda Date: 5/17/2023

Agenda #: 3.

AGENDA REQUEST
GENERAL DISCUSSION ITEM

Subject:

Continued discussion regarding potential uses of the revenue received from Public Act No.21-58 “*An Act Concerning Solid Waste Management*” in accordance with “*Resolution Regarding Revenues Received from Beverage Container Surcharges*” adopted on June 8, 2022.

Background:

The “Bottle Bill” (Public Act No. 21-58 - *An Act Concerning Solid Waste Management*) implemented a five-cent surcharge on any beverage container containing a spirit or liquor of fifty milliliters. Each quarter the surcharge fee is dispersed to the town in which the beverages were sold.

Last quarter the Ledyard received \$13,027.06, which was for a total of 260,541 nip bottles that were sold during that quarter.

The funds could only be used for the following purposes:

- (1) environmental measures intended to reduce the generation of solid waste;
- (2) reduce the impact of litter caused by such solid waste, including, but not limited to, the hiring of a recycling coordinator
- (3) the installation of storm drain filters designed to block solid waste and beverage container debris or
- (4) The purchase of a mechanical street sweeper, vacuum or broom that removes litter, including, but not limited to, such beverage containers and other debris from streets, sidewalks and abutting lawn and turf

Department Comment/Recommendation:

(type text here)

Meeting Action Detail:

Finance Committee Meeting 05/03/2023:

File #: [23 -1457](#) Version: 1

Type: Discussion -Agenda Item

Title: Continued discussion regarding potential uses of the revenue received from Public Act No.21-58 "*An Act Concerning Solid Waste Management*" in accordance with "*Resolution Regarding Revenues Received from Beverage Container Surcharges*" adopted on June 8, 2022.

Action: No Action

Minute Note:

Councilor Saums stated unfortunately this year Earth Day was a wash-out rainy weekend. However, he stated that he along with some neighbors did do some roadside clean-up and that he was aware of other residents who did the same, noting that one family picked-up 500 nip bottles. He stated he delivered a total of about 600 nip bottles to Resident Mrs. Betsy Graham and he noted that Mrs. Graham has asked that they get the word out either through the Ledyard Beautification Committee or social media that those who were picking up the nip bottles to drop the bags off to her. Councilor Saums stated that Mrs. Graham was planning to bring the nip bottles to the State Capital in Hartford to bring awareness of this issue. He stated residents can obtain clear plastic bags from Southeastern Connecticut Regional Resource Recovery Authority (SCRRA).

Councilor Ingalls stated that she and Deb Vessels do roadside clean-up in the area from the Ledyard sign coming into town from Preston and that they typically collect at least 100 nip bottles in that area. She stated she liked the idea of delivering the nip bottles to Hartford. She stated although they could coordinate a town-wide community event roadside clean-up that it did not address the root of the nip bottle problem. Councilor Saums stated he agreed with Councilor Ingalls, noting that it was a complex problem, stating that the Liquor Lobby was successful because there was not mechanism or stream to redeem the nip bottles. He stated the current return bottle/can machines do not take the small nip bottles. He stated the whole intent of the nip bottle was to buy it, drink it, and throw it out the window while driving. Therefore, he stated it was his opinion that the liquor nip bottles should be outlawed.

Mayor Allyn, III, stated that the Liquor Lobbyists were successful in blocking the nip bottle deposit proposal; with the State Legislature instead approving Public Act No. 21-58 "*An Act Concerning Solid Waste Management*" in accordance with "*Resolution Regarding Revenues Received from Beverage Container Surcharges*" - Nip Bottle Surcharge Disbursement. He reported that Ledyard received \$13,048.20 from the Nip Bottle Surcharge, noting that this equated to 260,964 nip bottles (17 nips bottles per capita) sold in Ledyard during the past six-months.

Mayor Allyn went on to state unfortunately Public Act No. 21-58 which imposed a .05 cent surcharge on each nip bottle sold has not addressed the Municipalities concerns regarding the littering of nip bottles on the roadways and more importantly it has not deterred motorists from drinking, and driving, and throwing the nip bottles out of their car windows. He explained that the Municipalities were looking for a .25 cent returnable deposit on each nip bottle sold to provide an incentive for people to return the nip bottles, noting that you see people cleaning up the roads collecting other beverage containers to return them to the store for the refund. He stated the reason nip bottles were not picked-up was because there was not a bottle return and, as Councilor Saums noted, there were no bottle collection machines for nip bottles, noting their irregular sizes.

The Finance Committee reviewed the data sheet which listed the Nip Bottle Surcharge Disbursement for each of the state’s 169 towns noting the following towns:

Municipality	Surcharge Disbursement
East Lyme	\$12,835.80
Essex	\$4,925.60
Griswold	\$17,720.20
Groton	\$46,199.35
Hartford	\$78,448.85
Ledyard	\$13,048.20
Lisbon	\$3,577.20
New Haven	\$115,073.05
New London	\$35,838.20
Municipality	Surcharge Disbursement
Preston	\$4,845.00
Stonington	\$12,653.20
East Lyme	\$12,835.80

Councilor Ryan noted based on the data sheet that 231 nip bottles were being sold every day, per liquor/package store or 7,000 per month per package store.

They Finance Committee discussed the importance to bring awareness to their State Legislators regarding this issue and other ideas for the use of Nip Bottle Surcharge Funding noting the following:

- Try to engage Package Stores in a positive way to collect nip bottles, in an incentive type of way.
- Support local non-profit groups such as Booster Clubs by having them use the collection of nip bottles as a fund raiser and the Town could provide a monitory donation to the non-profit organization for the nip bottles using the Surcharge Funding.

Councilor Saums stated that he would like to see the Beautification Committee be involved in the nip bottle collection to bring this issue to Hartford. However, he stated the roadside clean-up needed to be done either in the Spring before the brush begins to grow, or in the Fall. Councilor Ingalls stated that she was the Liaison to the Beautification Committee and that she would email their Chairman Jen Eastbourne and that she would include Councilor Saums to get the conversation started.

Action: No Action

Finance Committee Meeting 04/19/2023:**File #:** [23 -1457](#) Version: 1**Type:** Discussion -Agenda Item

Title: Continued discussion regarding potential uses of the revenue received from Public Act No.21-58 *“An Act Concerning Solid Waste Management”* in accordance with *“Resolution Regarding Revenues Received from Beverage Container Surcharges”* adopted on June 8, 2022.

Action: No Action**Minute Note:**

Councilor Saums stated during the Finance Committee’s April 5, 2023 discussion they noted that there was not enough time to organize a town-wide clean-up day for this year’s April 22, 2023 Earth Day, for a variety of reasons which included that the Beautification Committee had a number of new members and were working to get their feet under them. However, he stated his road (Pumpkin Hill Road) was organizing a clean-up which would include picking-up nip bottles. He stated that he sent the Pumpkin Hill Road’s Plan to the Beautification Committee to ask if there were other groups in town who were doing a roadside clean up that they put the nip bottles in clear plastic bags, which Southeastern Connecticut Regional Resource Recovery Authority (SCRRA) would provide and mark the number of nip bottles in the bags and leave the nip bottle bags on the side of the road. He stated if other groups wanted to do the same that they could possibly collect quite a few bags of nip bottles and bring them to the State Capital in Hartford.

Action: No Action

Finance Committee Meeting 04/5/2023:**File #:** [23 -1457](#) Version: 1**Type:** Discussion -Agenda Item

Title: Continued discussion regarding potential uses of the revenue received from Public Act No.21-58 *“An Act Concerning Solid Waste Management”* in accordance with *“Resolution Regarding Revenues Received from Beverage Container Surcharges”* adopted on June 8, 2022.

Action: Discussed/Continued**Minute Note:**

Councilor Saums provided some background noting that the *“Bottle Bill”* (Public Act No. 21-58 - *An Act*

Concerning Solid Waste Management”) implemented a five-cent surcharge on any beverage container containing a spirit or liquor of fifty milliliters. He explained that the State’s initial proposal was to place a .25 cent deposit on nip bottles. However, he stated the .25 cent nip bottle deposit failed because the Liquor Lobbyists successfully convinced the State to instead give money the towns to pay for the clean-up of the nip bottles that litter the sides of the roads.

Councilor Saums went on to explain that based on the “*Bottle Bill*” (Public Act No. 21-58 - *An Act Concerning Solid Waste Management*”) the State approved 0.5 cent surcharge on each bottle noting that every six-months the State would disburse the surcharge fee to the town in which the beverages were sold. He stated the last disbursement Ledyard received was in the amount of \$13,027.06 which was for the sale of 260,541 nip bottles during that period. He stated in accordance with *Public Act No.21-58* and Ledyard’s *Resolution #003-2022-June 8* the surcharge funds could only be used for the following purposes:

- (1) Environmental measures intended to reduce the generation of solid waste;
- (2) Reduce the impact of litter caused by such solid waste, including, but not limited to, the hiring of a recycling coordinator
- (3) The installation of storm drain filters designed to block solid waste and beverage container debris or
- (4) The purchase of a mechanical street sweeper, vacuum or broom that removes litter, including, but not limited to, such beverage containers and other debris from streets, sidewalks and abutting lawn and turf.

Councilor Saums went on to explain that the surcharge revenue was being appropriated to Account 21040101-57316 (*Beverage Container Surcharges*) and that the funds could accumulate in the Account until the town decided on a plan to spend the funds. He stated the purpose for tonight’s discussion was to discuss ideas on how to spend the funds.

The Committee discussed the following ideas for the use of the Bottle Bill Revenues:

- Collect the nip bottle and deposit them on the steps of the Capital in Hartford.
- Offer Residents 0.25 cents per nip bottle they pick-up from the roads, until the money was used up. The following was discussed regarding this idea:
 - Ask Southeastern Connecticut Regional Resource Recovery Authority (SCRRA) to provide the clear plastic bags for the town’s roadside clean-up; which SCRRA has done in past years.
 - Ask Residents to put the nip bottles in the clear plastic bags.
 - Who would count the bottles, it’s a dirty job.
- Street Sweeping - Public Works Director/Town Engineer Steve Masalin stated in consultation with Finance Director Matthew Bonin that some of the Bottle Bill revenues were already being spent to rent a Street Sweeper, noting that this was one of the state statutory eligible uses. He stated it would take them about one month to sweep the entire town and the cost would use about one-third of the annual accrual Bottle Bill revenues. He stated in December, 2022 the town sold the 2000 Mobil Athey Sweeper for \$15,000 using the GovDeals on-line auction site. He addressed the cost to house and maintain a piece of equipment that the town only used for one month out of the year, noting that it may be more cost effective to rent a sweeper. However, he stated that this opinion may change now that the State Legislation would allow the town to use the Bottle Bill Revenue to purchase a sweeper. He stated with availability of an annual \$30,000 from the Bottle Bill

Revenues that they may be able to finance a sweeper well within its replacement cycle along with the associated maintenance costs.

Councilor Saums stated that he liked spending the funding to pay for roadside sweeping, however, he stated that sweeping the streets did not fix the problem of nip bottles littering their roads.

- Town Sanctioned Community Roadside Clean-up Day - Councilor Ingalls stated a few years ago the Beautification Committee organized a Community Roadside Clean-up Event, noting that they asked for Street Captains, Neighborhood Captains, trash bags were provided, etc. She stated they had a great response noting the tremendous number of residents that turned out to participate in the event. She suggested the Community Clean-Up Day could be concluded on the Town Green where prizes would be awarded for a variety of categories such as: Strangest Item Picked Up; the Most Number of Nip Bottles, etc. She stated the Event could be funded by the Bottle Bill Revenues. She stated that they could ask the Beautification Committee if they would like to organize this type of event.

Councilor Saums stated Earth Day was April 22, 2023, noting that they would not have enough time this year to organize a Community Clean-Up Day to happen on Earth Day. Councilor Ingalls stated the Beautification Committee had a lot of new members and that they were working to get themselves organized. She stated although Spring was a good time of year to have a Community Clean-Up Day because vegetation has not grown in yet, that the Community Clean-Up Day could be scheduled for any time noting that maybe it could be held in the Fall for this year.

Councilor Saums thanked Mr. Masalin for attending tonight's meeting.

Public Works Director/Town Engineer Steve Masalin left the meeting at 5:52 p.m.

Action: Discussed/Continued

Wholesaler	Start Date	End Date	City
WSWC-ALL	10/1/2022	3/31/2023	ANDOVER
WSWC-ALL	10/1/2022	3/31/2023	ANSONIA
WSWC-ALL	10/1/2022	3/31/2023	ASHFORD
WSWC-ALL	10/1/2022	3/31/2023	AVON
WSWC-ALL	10/1/2022	3/31/2023	BARKHAMSTED
WSWC-ALL	10/1/2022	3/31/2023	BEACON FALLS
WSWC-ALL	10/1/2022	3/31/2023	BERLIN
WSWC-ALL	10/1/2022	3/31/2023	BETHANY
WSWC-ALL	10/1/2022	3/31/2023	BETHEL
WSWC-ALL	10/1/2022	3/31/2023	BETHLEHEM
WSWC-ALL	10/1/2022	3/31/2023	BLOOMFIELD
WSWC-ALL	10/1/2022	3/31/2023	BOLTON
WSWC-ALL	10/1/2022	3/31/2023	BOZRAH
WSWC-ALL	10/1/2022	3/31/2023	BRANFORD
WSWC-ALL	10/1/2022	3/31/2023	BRIDGEPORT
WSWC-ALL	10/1/2022	3/31/2023	BRIDGEWATER
WSWC-ALL	10/1/2022	3/31/2023	BRISTOL
WSWC-ALL	10/1/2022	3/31/2023	BROOKFIELD
WSWC-ALL	10/1/2022	3/31/2023	BROOKLYN
WSWC-ALL	10/1/2022	3/31/2023	BURLINGTON
WSWC-ALL	10/1/2022	3/31/2023	CANAAN
WSWC-ALL	10/1/2022	3/31/2023	CANTERBURY
WSWC-ALL	10/1/2022	3/31/2023	CANTON
WSWC-ALL	10/1/2022	3/31/2023	CHAPLIN
WSWC-ALL	10/1/2022	3/31/2023	CHESHIRE
WSWC-ALL	10/1/2022	3/31/2023	CHESTER
WSWC-ALL	10/1/2022	3/31/2023	CLINTON
WSWC-ALL	10/1/2022	3/31/2023	COLCHESTER
WSWC-ALL	10/1/2022	3/31/2023	COLEBROOK
WSWC-ALL	10/1/2022	3/31/2023	COLUMBIA
WSWC-ALL	10/1/2022	3/31/2023	CORNWALL
WSWC-ALL	10/1/2022	3/31/2023	COVENTRY
WSWC-ALL	10/1/2022	3/31/2023	CROMWELL
WSWC-ALL	10/1/2022	3/31/2023	DANBURY
WSWC-ALL	10/1/2022	3/31/2023	DARIEN
WSWC-ALL	10/1/2022	3/31/2023	DEEP RIVER
WSWC-ALL	10/1/2022	3/31/2023	DERBY

WSWC-ALL	10/1/2022	3/31/2023	DURHAM
WSWC-ALL	10/1/2022	3/31/2023	EAST GRANBY
WSWC-ALL	10/1/2022	3/31/2023	EAST HADDAM
WSWC-ALL	10/1/2022	3/31/2023	EAST HAMPTON
WSWC-ALL	10/1/2022	3/31/2023	EAST HARTFORD
WSWC-ALL	10/1/2022	3/31/2023	EAST HAVEN
WSWC-ALL	10/1/2022	3/31/2023	EAST LYME
WSWC-ALL	10/1/2022	3/31/2023	EAST WINDSOR
WSWC-ALL	10/1/2022	3/31/2023	EASTFORD
WSWC-ALL	10/1/2022	3/31/2023	EASTON
WSWC-ALL	10/1/2022	3/31/2023	ELLINGTON
WSWC-ALL	10/1/2022	3/31/2023	ENFIELD
WSWC-ALL	10/1/2022	3/31/2023	ESSEX
WSWC-ALL	10/1/2022	3/31/2023	FAIRFIELD
WSWC-ALL	10/1/2022	3/31/2023	FARMINGTON
WSWC-ALL	10/1/2022	3/31/2023	FRANKLIN
WSWC-ALL	10/1/2022	3/31/2023	GLASTONBURY
WSWC-ALL	10/1/2022	3/31/2023	GOSHEN
WSWC-ALL	10/1/2022	3/31/2023	GRANBY
WSWC-ALL	10/1/2022	3/31/2023	GREENWICH
WSWC-ALL	10/1/2022	3/31/2023	GRISWOLD
WSWC-ALL	10/1/2022	3/31/2023	GROTON
WSWC-ALL	10/1/2022	3/31/2023	GUILFORD
WSWC-ALL	10/1/2022	3/31/2023	HADDAM
WSWC-ALL	10/1/2022	3/31/2023	HAMDEN
WSWC-ALL	10/1/2022	3/31/2023	HAMPTON
WSWC-ALL	10/1/2022	3/31/2023	HARTFORD
WSWC-ALL	10/1/2022	3/31/2023	HARTLAND
WSWC-ALL	10/1/2022	3/31/2023	HARWINTON
WSWC-ALL	10/1/2022	3/31/2023	HEBRON
WSWC-ALL	10/1/2022	3/31/2023	KENT
WSWC-ALL	10/1/2022	3/31/2023	KILLINGLY
WSWC-ALL	10/1/2022	3/31/2023	KILLINGWORTH
WSWC-ALL	10/1/2022	3/31/2023	LEBANON
WSWC-ALL	10/1/2022	3/31/2023	LEDYARD
WSWC-ALL	10/1/2022	3/31/2023	LISBON
WSWC-ALL	10/1/2022	3/31/2023	LITCHFIELD
WSWC-ALL	10/1/2022	3/31/2023	LYME

WSWC-ALL	10/1/2022	3/31/2023	MADISON
WSWC-ALL	10/1/2022	3/31/2023	MANCHESTER
WSWC-ALL	10/1/2022	3/31/2023	MANSFIELD
WSWC-ALL	10/1/2022	3/31/2023	MARLBOROUGH
WSWC-ALL	10/1/2022	3/31/2023	MERIDEN
WSWC-ALL	10/1/2022	3/31/2023	MIDDLEBURY
WSWC-ALL	10/1/2022	3/31/2023	MIDDLEFIELD
WSWC-ALL	10/1/2022	3/31/2023	MIDDLETOWN
WSWC-ALL	10/1/2022	3/31/2023	MILFORD
WSWC-ALL	10/1/2022	3/31/2023	MONROE
WSWC-ALL	10/1/2022	3/31/2023	MONTVILLE
WSWC-ALL	10/1/2022	3/31/2023	MORRIS
WSWC-ALL	10/1/2022	3/31/2023	NAUGATUCK
WSWC-ALL	10/1/2022	3/31/2023	NEW BRITAIN
WSWC-ALL	10/1/2022	3/31/2023	NEW CANAAN
WSWC-ALL	10/1/2022	3/31/2023	NEW FAIRFIELD
WSWC-ALL	10/1/2022	3/31/2023	NEW HARTFORD
WSWC-ALL	10/1/2022	3/31/2023	NEW HAVEN
WSWC-ALL	10/1/2022	3/31/2023	NEW LONDON
WSWC-ALL	10/1/2022	3/31/2023	NEW MILFORD
WSWC-ALL	10/1/2022	3/31/2023	NEWINGTON
WSWC-ALL	10/1/2022	3/31/2023	NEWTOWN
WSWC-ALL	10/1/2022	3/31/2023	NORFOLK
WSWC-ALL	10/1/2022	3/31/2023	NORTH BRANFORD
WSWC-ALL	10/1/2022	3/31/2023	NORTH CANAAN
WSWC-ALL	10/1/2022	3/31/2023	NORTH HAVEN
WSWC-ALL	10/1/2022	3/31/2023	NORTH STONINGTON
WSWC-ALL	10/1/2022	3/31/2023	NORWALK
WSWC-ALL	10/1/2022	3/31/2023	NORWICH
WSWC-ALL	10/1/2022	3/31/2023	OLD LYME
WSWC-ALL	10/1/2022	3/31/2023	OLD SAYBROOK
WSWC-ALL	10/1/2022	3/31/2023	ORANGE
WSWC-ALL	10/1/2022	3/31/2023	OXFORD
WSWC-ALL	10/1/2022	3/31/2023	PLAINFIELD
WSWC-ALL	10/1/2022	3/31/2023	PLAINVILLE
WSWC-ALL	10/1/2022	3/31/2023	PLYMOUTH
WSWC-ALL	10/1/2022	3/31/2023	POMFRET
WSWC-ALL	10/1/2022	3/31/2023	PORTLAND
WSWC-ALL	10/1/2022	3/31/2023	PRESTON
WSWC-ALL	10/1/2022	3/31/2023	PROSPECT
WSWC-ALL	10/1/2022	3/31/2023	PUTNAM
WSWC-ALL	10/1/2022	3/31/2023	REDDING

WSWC-ALL	10/1/2022	3/31/2023	RIDGEFIELD
WSWC-ALL	10/1/2022	3/31/2023	ROCKY HILL
WSWC-ALL	10/1/2022	3/31/2023	ROXBURY
WSWC-ALL	10/1/2022	3/31/2023	SALEM
WSWC-ALL	10/1/2022	3/31/2023	SALISBURY
WSWC-ALL	10/1/2022	3/31/2023	SCOTLAND
WSWC-ALL	10/1/2022	3/31/2023	SEYMOUR
WSWC-ALL	10/1/2022	3/31/2023	SHARON
WSWC-ALL	10/1/2022	3/31/2023	SHELTON
WSWC-ALL	10/1/2022	3/31/2023	SHERMAN
WSWC-ALL	10/1/2022	3/31/2023	SIMSBURY
WSWC-ALL	10/1/2022	3/31/2023	SOMERS
WSWC-ALL	10/1/2022	3/31/2023	SOUTH WINDSOR
WSWC-ALL	10/1/2022	3/31/2023	SOUTHBURY
WSWC-ALL	10/1/2022	3/31/2023	SOUTHINGTON
WSWC-ALL	10/1/2022	3/31/2023	SPRAGUE
WSWC-ALL	10/1/2022	3/31/2023	STAFFORD
WSWC-ALL	10/1/2022	3/31/2023	STAMFORD
WSWC-ALL	10/1/2022	3/31/2023	STERLING
WSWC-ALL	10/1/2022	3/31/2023	STONINGTON
WSWC-ALL	10/1/2022	3/31/2023	STRATFORD
WSWC-ALL	10/1/2022	3/31/2023	SUFFIELD
WSWC-ALL	10/1/2022	3/31/2023	THOMASTON
WSWC-ALL	10/1/2022	3/31/2023	THOMPSON
WSWC-ALL	10/1/2022	3/31/2023	TOLLAND
WSWC-ALL	10/1/2022	3/31/2023	TORRINGTON
WSWC-ALL	10/1/2022	3/31/2023	TRUMBULL
WSWC-ALL	10/1/2022	3/31/2023	UNION
WSWC-ALL	10/1/2022	3/31/2023	VERNON
WSWC-ALL	10/1/2022	3/31/2023	VOLUNTOWN
WSWC-ALL	10/1/2022	3/31/2023	WALLINGFORD
WSWC-ALL	10/1/2022	3/31/2023	WARREN
WSWC-ALL	10/1/2022	3/31/2023	WASHINGTON
WSWC-ALL	10/1/2022	3/31/2023	WATERBURY
WSWC-ALL	10/1/2022	3/31/2023	WATERFORD
WSWC-ALL	10/1/2022	3/31/2023	WATERTOWN
WSWC-ALL	10/1/2022	3/31/2023	WEST HARTFORD
WSWC-ALL	10/1/2022	3/31/2023	WEST HAVEN
WSWC-ALL	10/1/2022	3/31/2023	WESTBROOK
WSWC-ALL	10/1/2022	3/31/2023	WESTON
WSWC-ALL	10/1/2022	3/31/2023	WESTPORT
WSWC-ALL	10/1/2022	3/31/2023	WETHERSFIELD

WSWC-ALL	10/1/2022	3/31/2023	WILLINGTON
WSWC-ALL	10/1/2022	3/31/2023	WILTON
WSWC-ALL	10/1/2022	3/31/2023	WINCHESTER
WSWC-ALL	10/1/2022	3/31/2023	WINDHAM
WSWC-ALL	10/1/2022	3/31/2023	WINDSOR
WSWC-ALL	10/1/2022	3/31/2023	WINDSOR LOCKS
WSWC-ALL	10/1/2022	3/31/2023	WOLCOTT
WSWC-ALL	10/1/2022	3/31/2023	WOODBIDGE
WSWC-ALL	10/1/2022	3/31/2023	WOODBURY
WSWC-ALL	10/1/2022	3/31/2023	WOODSTOCK

Environmental Fee by Town	WSWC - TOTAL Enviro Fee:	\$2,413,228.05	ASG
\$1,653.60	33072.00		\$471.00
\$19,741.25	394825.00		\$0.00
\$5,323.30	106466.00		\$1,104.00
\$4,563.75	91275.00		\$1,282.80
\$3,128.50	62570.00		\$0.00
\$2,732.25	54645.00		\$0.00
\$14,086.55	281731.00		\$3,498.60
\$1,453.30	29066.00		\$0.00
\$9,886.70	197734.00		\$0.00
\$814.40	16288.00		\$0.00
\$12,465.40	249308.00		\$2,325.00
\$6,711.55	134231.00		\$1,729.80
\$1,691.10	33822.00		\$522.60
\$21,133.65	422673.00		\$0.00
\$80,392.75	1607855.00		\$0.00
\$0.00	0.00		\$0.00
\$59,926.20	1198524.00		\$12,195.60
\$7,415.75	148315.00		\$0.00
\$10,692.40	213848.00		\$2,076.60
\$4,295.30	85906.00		\$1,000.80
\$2,385.25	47705.00		\$0.00
\$4,949.85	98997.00		\$874.80
\$7,116.70	142334.00		\$1,926.00
\$5,163.35	103267.00		\$2,244.00
\$10,201.50	204030.00		\$0.00
\$1,227.05	24541.00		\$226.20
\$10,411.40	208228.00		\$3,203.40
\$16,891.95	337839.00		\$4,400.40
\$0.00	0.00		\$0.00
\$3,425.80	68516.00		\$875.40
\$468.90	9378.00		\$0.00
\$9,713.65	194273.00		\$2,646.00
\$17,111.20	342224.00		\$3,559.80
\$44,130.35	882607.00		\$0.00
\$1,782.10	35642.00		\$0.00
\$5,181.65	103633.00		\$1,022.40
\$12,577.50	251550.00		\$0.00

\$4,944.45	98889.00	\$1,302.60
\$3,883.10	77662.00	\$1,080.60
\$4,836.55	96731.00	\$946.20
\$10,427.10	208542.00	\$988.80
\$38,243.75	764875.00	\$8,714.40
\$24,418.35	488367.00	\$0.00
\$12,835.80	256716.00	\$3,727.80
\$14,405.45	288109.00	\$3,953.40
\$0.00	0.00	\$0.00
\$0.00	0.00	\$0.00
\$11,612.65	232253.00	\$3,388.80
\$41,154.45	823089.00	\$8,247.00
\$4,925.60	98512.00	\$1,362.60
\$18,952.40	379048.00	\$0.00
\$11,769.45	235389.00	\$2,494.80
\$2,838.10	56762.00	\$438.00
\$11,908.55	238171.00	\$3,181.20
\$1,000.55	20011.00	\$0.00
\$6,708.50	134170.00	\$1,888.20
\$5,595.30	111906.00	\$0.00
\$17,720.20	354404.00	\$2,917.80
\$46,199.35	923987.00	\$11,158.20
\$5,728.15	114563.00	\$0.00
\$8,505.05	170101.00	\$2,563.80
\$44,693.20	893864.00	\$0.00
\$2,330.80	46616.00	\$495.00
\$78,448.85	1568977.00	\$14,074.80
\$0.10	2.00	\$0.00
\$5,663.85	113277.00	\$0.00
\$6,837.90	136758.00	\$1,885.20
\$676.30	13526.00	\$0.00
\$24,068.70	481374.00	\$5,387.40
\$1,819.75	36395.00	\$432.60
\$970.50	19410.00	\$142.20
\$13,048.20	260964.00	\$3,181.20
\$3,577.20	71544.00	\$672.00
\$2,672.75	53455.00	\$0.00
\$0.00	0.00	\$0.00

\$4,336.00	86720.00	\$0.00
\$66,150.10	1323002.00	\$19,335.60
\$16,077.10	321542.00	\$3,622.20
\$3,960.30	79206.00	\$1,435.80
\$53,815.90	1076318.00	\$0.00
\$2,305.50	46110.00	\$0.00
\$4,856.45	97129.00	\$679.80
\$34,225.25	684505.00	\$6,072.00
\$35,045.80	700916.00	\$0.00
\$8,544.70	170894.00	\$0.00
\$18,672.55	373451.00	\$3,582.00
\$1,634.70	32694.00	\$0.00
\$25,837.80	516756.00	\$0.00
\$65,939.50	1318790.00	\$17,005.20
\$887.15	17743.00	\$0.00
\$3,750.05	75001.00	\$0.00
\$1,851.15	37023.00	\$0.00
\$115,073.05	2301461.00	\$0.00
\$35,838.20	716764.00	\$9,022.20
\$19,550.95	391019.00	\$0.00
\$23,943.80	478876.00	\$4,707.00
\$9,028.50	180570.00	\$0.00
\$1,122.30	22446.00	\$0.00
\$8,610.35	172207.00	\$0.00
\$3,536.65	70733.00	\$0.00
\$13,993.30	279866.00	\$0.00
\$7,829.00	156580.00	\$1,503.60
\$40,534.30	810686.00	\$0.00
\$59,006.20	1180124.00	\$12,697.80
\$4,133.60	82672.00	\$1,410.60
\$10,368.65	207373.00	\$3,842.40
\$4,217.65	84353.00	\$0.00
\$5,193.30	103866.00	\$0.00
\$26,870.85	537417.00	\$5,280.00
\$14,475.95	289519.00	\$3,522.60
\$8,140.20	162804.00	\$0.00
\$1,036.00	20720.00	\$324.00
\$7,462.25	149245.00	\$1,498.20
\$4,845.00	96900.00	\$673.20
\$4,169.10	83382.00	\$0.00
\$20,361.90	407238.00	\$5,119.80
\$1,191.20	23824.00	\$0.00

\$3,383.80	67676.00	\$0.00
\$12,362.05	247241.00	\$3,925.20
\$273.70	5474.00	\$0.00
\$5,585.30	111706.00	\$1,510.20
\$1,026.50	20530.00	\$0.00
\$1,223.45	24469.00	\$195.60
\$12,849.55	256991.00	\$0.00
\$911.25	18225.00	\$0.00
\$21,742.35	434847.00	\$0.00
\$447.60	8952.00	\$0.00
\$8,510.25	170205.00	\$1,749.60
\$4,578.85	91577.00	\$1,173.60
\$16,353.55	327071.00	\$4,073.40
\$9,310.85	186217.00	\$0.00
\$31,954.90	639098.00	\$6,402.60
\$1,651.60	33032.00	\$384.60
\$14,554.55	291091.00	\$3,686.40
\$41,177.15	823543.00	\$0.00
\$1,594.10	31882.00	\$244.20
\$12,653.20	253064.00	\$2,300.40
\$33,637.50	672750.00	\$0.00
\$7,402.00	148040.00	\$1,783.80
\$7,573.40	151468.00	\$0.00
\$11,321.40	226428.00	\$2,157.60
\$9,407.50	188150.00	\$2,835.60
\$34,781.35	695627.00	\$0.00
\$6,734.05	134681.00	\$0.00
\$0.00	0.00	\$0.00
\$25,882.30	517646.00	\$6,970.80
\$4,148.60	82972.00	\$1,395.00
\$33,800.25	676005.00	\$0.00
\$576.10	11522.00	\$0.00
\$864.05	17281.00	\$0.00
\$77,792.65	1555853.00	\$0.00
\$20,236.70	404734.00	\$5,048.40
\$15,327.25	306545.00	\$0.00
\$27,432.50	548650.00	\$3,904.80
\$51,915.05	1038301.00	\$0.00
\$6,193.75	123875.00	\$1,781.40
\$241.30	4826.00	\$0.00
\$13,901.80	278036.00	\$0.00
\$15,719.10	314382.00	\$3,838.80

\$3,141.60	62832.00	\$662.40
\$1,615.50	32310.00	\$0.00
\$15,229.20	304584.00	\$0.00
\$21,681.60	433632.00	\$5,126.40
\$15,806.50	316130.00	\$3,816.60
\$17,596.20	351924.00	\$3,500.40
\$13,950.55	279011.00	\$0.00
\$75.35	1507.00	\$0.00
\$4,403.30	88066.00	\$0.00
\$6.00	120.00	\$0.00

BB	CDI	EDER	HDI	HP	NE
\$330.00	\$270.00	\$0.00	\$0.00	\$0.00	\$582.60
\$3,511.45	\$5,184.70	\$6,139.90	\$0.00	\$1,004.60	\$3,891.60
\$1,310.50	\$742.40	\$0.00	\$0.00	\$582.60	\$1,578.00
\$1,273.20	\$651.90	\$0.00	\$0.00	\$195.20	\$1,159.80
\$594.90	\$333.00	\$1,368.60	\$0.00	\$280.00	\$552.00
\$1,515.25	\$279.40	\$522.50	\$0.00	\$49.10	\$366.00
\$2,910.55	\$2,507.20	\$0.00	\$0.00	\$1,304.90	\$3,862.80
\$213.50	\$306.30	\$357.60	\$0.00	\$72.50	\$503.40
\$1,929.05	\$1,750.10	\$2,507.00	\$0.00	\$565.80	\$3,080.40
\$239.20	\$97.90	\$258.50	\$0.00	\$122.20	\$96.60
\$3,617.45	\$3,584.10	\$0.00	\$0.00	\$1,133.45	\$1,805.40
\$1,812.65	\$1,139.50	\$0.00	\$0.00	\$814.90	\$1,213.20
\$284.80	\$291.60	\$0.00	\$0.00	\$118.10	\$474.00
\$1,851.90	\$4,866.70	\$7,071.10	\$0.00	\$1,319.40	\$5,938.20
\$13,962.35	\$27,664.60	\$16,071.70	\$0.00	\$6,628.90	\$15,960.00
\$0.00	\$0.00	\$0.00	\$0.00	\$0.00	\$0.00
\$15,267.20	\$12,737.20	\$0.00	\$0.00	\$3,524.45	\$16,186.80
\$773.70	\$1,260.70	\$2,438.80	\$0.00	\$648.45	\$2,292.60
\$2,913.00	\$2,037.30	\$0.00	\$0.00	\$499.80	\$3,127.80
\$999.40	\$947.10	\$0.00	\$0.00	\$152.10	\$1,183.80
\$94.00	\$46.60	\$564.50	\$0.00	\$317.55	\$1,362.60
\$1,123.15	\$1,236.60	\$0.00	\$0.00	\$333.60	\$1,378.80
\$2,459.35	\$612.90	\$0.00	\$0.00	\$551.45	\$1,566.00
\$280.55	\$1,269.40	\$0.00	\$0.00	\$331.40	\$1,038.00
\$1,488.00	\$1,633.90	\$3,447.90	\$0.00	\$781.90	\$2,815.80
\$203.00	\$312.60	\$0.00	\$0.00	\$169.30	\$277.20
\$1,702.60	\$1,802.10	\$0.00	\$0.00	\$886.40	\$2,799.00
\$4,194.10	\$3,137.25	\$0.00	\$0.00	\$1,127.50	\$4,032.60
\$0.00	\$0.00	\$0.00	\$0.00	\$0.00	\$0.00
\$787.30	\$538.40	\$0.00	\$0.00	\$213.70	\$1,011.00
\$63.60	\$0.00	\$122.10	\$0.00	\$0.00	\$283.20
\$1,635.20	\$2,500.25	\$0.00	\$0.00	\$715.30	\$2,216.40
\$4,484.75	\$2,774.20	\$0.00	\$0.00	\$2,325.45	\$3,954.60
\$6,400.45	\$9,018.45	\$11,292.00	\$0.00	\$4,472.40	\$12,801.00
\$251.00	\$220.60	\$411.80	\$0.00	\$220.80	\$676.20
\$899.45	\$1,130.60	\$0.00	\$0.00	\$214.00	\$1,908.00
\$1,546.70	\$2,903.10	\$4,008.90	\$0.00	\$758.20	\$3,323.40

\$766.00	\$919.20	\$0.00	\$0.00	\$340.85	\$1,573.80
\$348.60	\$494.30	\$0.00	\$0.00	\$352.20	\$1,607.40
\$1,857.35	\$460.90	\$0.00	\$0.00	\$399.10	\$1,155.00
\$4,233.35	\$893.50	\$0.00	\$0.00	\$632.85	\$3,678.60
\$8,165.05	\$11,147.35	\$0.00	\$0.00	\$3,376.35	\$6,777.60
\$3,630.60	\$5,194.30	\$7,547.60	\$0.00	\$2,734.45	\$5,254.20
\$2,485.55	\$2,479.75	\$0.00	\$0.00	\$1,272.90	\$2,858.40
\$2,784.40	\$2,622.50	\$0.00	\$0.00	\$1,011.30	\$4,026.60
\$0.00	\$0.00	\$0.00	\$0.00	\$0.00	\$0.00
\$0.00	\$0.00	\$0.00	\$0.00	\$0.00	\$0.00
\$2,196.10	\$2,158.95	\$0.00	\$0.00	\$1,045.80	\$2,823.00
\$10,883.95	\$7,431.50	\$0.00	\$0.00	\$2,872.50	\$11,712.00
\$966.55	\$757.10	\$0.00	\$0.00	\$630.35	\$1,209.00
\$2,157.85	\$3,521.55	\$3,685.90	\$0.00	\$1,373.05	\$8,120.40
\$3,200.90	\$1,796.80	\$0.00	\$0.00	\$956.70	\$3,265.20
\$564.00	\$534.90	\$0.00	\$0.00	\$250.00	\$1,050.00
\$2,971.90	\$1,738.50	\$0.00	\$0.00	\$744.05	\$3,234.60
\$168.45	\$140.90	\$516.70	\$0.00	\$44.90	\$129.60
\$1,426.40	\$898.40	\$0.00	\$0.00	\$777.30	\$1,712.40
\$893.25	\$1,214.10	\$1,445.80	\$0.00	\$770.15	\$1,256.40
\$3,929.05	\$5,868.95	\$0.00	\$0.00	\$1,162.60	\$3,833.40
\$11,077.25	\$7,749.85	\$0.00	\$0.00	\$3,020.15	\$13,141.20
\$837.50	\$1,220.65	\$1,588.70	\$0.00	\$519.50	\$1,561.80
\$1,447.60	\$1,711.70	\$0.00	\$0.00	\$889.80	\$1,877.40
\$9,941.40	\$12,370.25	\$11,158.50	\$0.00	\$2,399.45	\$8,720.40
\$633.20	\$321.80	\$0.00	\$0.00	\$136.80	\$744.00
\$15,658.85	\$28,176.55	\$0.00	\$0.00	\$8,509.35	\$11,967.00
\$0.10	\$0.00	\$0.00	\$0.00	\$0.00	\$0.00
\$1,757.30	\$880.15	\$1,985.30	\$0.00	\$271.30	\$754.80
\$1,597.90	\$1,117.20	\$0.00	\$0.00	\$677.60	\$1,560.00
\$153.80	\$1.50	\$278.30	\$0.00	\$37.50	\$205.20
\$4,637.60	\$4,125.10	\$0.00	\$0.00	\$1,383.60	\$8,535.00
\$363.75	\$245.60	\$0.00	\$0.00	\$129.80	\$642.00
\$308.70	\$166.80	\$0.00	\$0.00	\$37.80	\$315.00
\$2,475.40	\$2,595.00	\$0.00	\$0.00	\$1,168.00	\$3,612.60
\$1,469.40	\$0.00	\$0.00	\$0.00	\$0.00	\$1,435.80
\$437.70	\$288.30	\$1,052.75	\$0.00	\$166.80	\$692.40
\$0.00	\$0.00	\$0.00	\$0.00	\$0.00	\$0.00

\$410.20	\$977.30	\$1,159.90	\$0.00	\$238.55	\$1,524.00
\$15,260.90	\$14,404.10	\$0.00	\$0.00	\$4,841.30	\$12,252.60
\$3,332.10	\$1,822.60	\$0.00	\$0.00	\$504.75	\$6,794.40
\$835.10	\$274.50	\$0.00	\$0.00	\$411.90	\$1,002.00
\$9,589.75	\$17,063.20	\$13,577.30	\$0.00	\$4,168.00	\$9,349.80
\$295.50	\$476.60	\$854.30	\$0.00	\$99.50	\$576.00
\$1,418.15	\$977.40	\$0.00	\$0.00	\$185.70	\$1,595.40
\$8,250.55	\$8,658.70	\$0.00	\$0.00	\$2,666.40	\$8,556.60
\$5,148.95	\$6,723.10	\$9,382.30	\$0.00	\$2,324.05	\$10,239.00
\$901.25	\$2,188.55	\$2,066.95	\$0.00	\$635.40	\$2,731.20
\$6,575.20	\$2,510.30	\$0.00	\$0.00	\$1,112.05	\$4,872.60
\$115.70	\$472.70	\$604.50	\$0.00	\$174.60	\$246.00
\$3,950.50	\$6,006.30	\$8,305.95	\$0.00	\$1,340.70	\$6,218.40
\$15,674.60	\$16,416.90	\$0.00	\$0.00	\$4,299.80	\$12,504.60
\$148.05	\$93.00	\$235.70	\$0.00	\$164.40	\$237.00
\$882.95	\$528.30	\$818.10	\$0.00	\$212.70	\$1,308.00
\$426.15	\$231.80	\$835.00	\$0.00	\$68.10	\$289.80
\$25,204.45	\$42,135.40	\$27,725.40	\$0.00	\$4,819.60	\$15,088.20
\$7,530.80	\$7,499.50	\$0.00	\$0.00	\$2,689.55	\$9,089.40
\$2,248.35	\$3,238.35	\$5,735.30	\$0.00	\$1,560.50	\$6,683.40
\$5,732.80	\$6,134.50	\$0.00	\$0.00	\$1,207.00	\$6,141.60
\$1,221.95	\$1,583.80	\$2,207.35	\$0.00	\$755.60	\$3,207.60
\$227.40	\$178.50	\$493.30	\$0.00	\$67.10	\$156.00
\$688.30	\$2,009.50	\$2,370.80	\$0.00	\$565.85	\$2,960.40
\$551.10	\$495.05	\$2,490.50	\$0.00	\$0.00	\$0.00
\$2,106.95	\$2,954.30	\$4,309.40	\$0.00	\$1,080.50	\$3,395.40
\$1,064.35	\$1,028.80	\$0.00	\$0.00	\$446.85	\$3,783.60
\$6,879.40	\$10,594.95	\$7,588.20	\$0.00	\$3,229.40	\$11,457.60
\$17,506.05	\$10,633.30	\$0.00	\$0.00	\$4,683.75	\$13,365.60
\$596.90	\$442.90	\$0.00	\$0.00	\$377.00	\$1,306.20
\$808.80	\$2,145.70	\$0.00	\$0.00	\$553.75	\$3,006.00
\$359.25	\$1,413.10	\$892.30	\$0.00	\$330.00	\$1,181.40
\$881.85	\$1,366.50	\$1,676.60	\$0.00	\$239.50	\$1,020.00
\$5,183.60	\$5,077.70	\$0.00	\$0.00	\$1,772.00	\$9,517.20
\$3,223.10	\$2,996.10	\$0.00	\$0.00	\$1,267.95	\$3,436.20
\$1,826.10	\$1,403.20	\$2,825.00	\$0.00	\$545.10	\$1,536.00
\$250.00	\$130.90	\$0.00	\$0.00	\$47.30	\$283.80
\$2,198.40	\$1,444.40	\$0.00	\$0.00	\$519.15	\$1,767.60
\$1,552.70	\$477.90	\$0.00	\$0.00	\$285.40	\$1,855.80
\$565.45	\$972.80	\$1,184.50	\$0.00	\$224.00	\$1,215.60
\$4,533.55	\$2,975.30	\$0.00	\$0.00	\$1,085.15	\$6,597.60
\$87.70	\$160.60	\$451.60	\$0.00	\$186.55	\$300.00

\$253.70	\$592.70	\$1,219.75	\$0.00	\$330.65	\$975.00
\$2,306.75	\$2,602.50	\$0.00	\$0.00	\$1,067.80	\$2,458.80
\$49.60	\$39.00	\$54.30	\$0.00	\$32.55	\$96.00
\$897.50	\$1,175.20	\$0.00	\$0.00	\$344.70	\$1,657.20
\$60.60	\$289.00	\$574.70	\$0.00	\$18.50	\$83.40
\$272.85	\$243.00	\$0.00	\$0.00	\$139.40	\$372.60
\$3,247.30	\$2,120.60	\$4,115.60	\$0.00	\$557.40	\$2,796.60
\$213.10	\$39.40	\$228.10	\$0.00	\$208.65	\$222.00
\$3,428.75	\$4,933.45	\$5,483.20	\$0.00	\$1,713.55	\$6,079.80
\$127.20	\$133.20	\$37.20	\$0.00	\$19.20	\$130.80
\$2,205.95	\$1,558.90	\$0.00	\$0.00	\$874.20	\$1,992.60
\$640.95	\$790.50	\$0.00	\$0.00	\$386.20	\$1,581.60
\$4,303.45	\$2,676.30	\$0.00	\$0.00	\$1,161.00	\$4,139.40
\$1,471.85	\$1,340.90	\$2,939.85	\$0.00	\$561.65	\$2,968.80
\$8,651.95	\$6,535.20	\$0.00	\$0.00	\$1,776.00	\$8,572.20
\$0.00	\$360.00	\$0.00	\$0.00	\$151.00	\$756.00
\$5,014.70	\$1,719.90	\$0.00	\$0.00	\$1,004.80	\$3,126.00
\$9,046.25	\$12,433.80	\$8,027.80	\$0.00	\$2,807.95	\$8,811.60
\$303.80	\$450.70	\$0.00	\$0.00	\$60.80	\$534.60
\$4,273.00	\$1,343.40	\$0.00	\$0.00	\$664.20	\$4,057.20
\$5,013.25	\$9,626.90	\$8,232.60	\$0.00	\$2,171.10	\$8,533.80
\$2,000.95	\$1,045.90	\$0.00	\$0.00	\$441.35	\$2,127.00
\$1,225.90	\$1,845.45	\$2,429.30	\$0.00	\$507.70	\$1,549.20
\$3,509.50	\$1,082.50	\$0.00	\$0.00	\$840.45	\$3,613.80
\$2,205.40	\$1,459.80	\$0.00	\$0.00	\$449.10	\$2,427.60
\$8,515.05	\$4,918.90	\$13,534.30	\$0.00	\$1,949.40	\$5,839.20
\$750.90	\$1,521.65	\$1,382.15	\$0.00	\$497.55	\$2,316.60
\$0.00	\$0.00	\$0.00	\$0.00	\$0.00	\$0.00
\$4,063.25	\$4,895.50	\$0.00	\$0.00	\$2,388.55	\$7,557.00
\$1,102.20	\$160.50	\$0.00	\$0.00	\$212.30	\$1,278.60
\$4,427.45	\$7,415.25	\$9,707.90	\$0.00	\$2,185.95	\$9,961.20
\$5.40	\$132.20	\$354.50	\$0.00	\$84.00	\$0.00
\$196.30	\$38.50	\$269.70	\$0.00	\$48.10	\$309.60
\$11,907.35	\$22,999.10	\$19,416.00	\$0.00	\$6,793.10	\$16,658.40
\$4,244.15	\$3,588.30	\$0.00	\$0.00	\$1,309.80	\$6,037.80
\$2,581.00	\$3,794.30	\$3,952.20	\$0.00	\$913.20	\$4,062.60
\$6,954.15	\$7,863.75	\$0.00	\$0.00	\$2,240.85	\$6,280.80
\$10,166.15	\$13,873.50	\$15,541.25	\$0.00	\$3,033.35	\$9,091.80
\$1,174.35	\$981.00	\$0.00	\$0.00	\$382.00	\$1,867.20
\$24.20	\$15.10	\$83.10	\$0.00	\$22.90	\$96.00
\$5,887.80	\$766.70	\$5,804.10	\$0.00	\$453.60	\$895.20
\$4,044.00	\$3,185.00	\$0.00	\$0.00	\$1,358.20	\$3,288.60

\$1,039.30	\$583.40	\$0.00	\$0.00	\$212.70	\$629.40
\$112.20	\$531.90	\$350.70	\$0.00	\$168.65	\$444.00
\$3,644.50	\$1,787.50	\$5,671.90	\$0.00	\$1,041.90	\$3,083.40
\$5,033.35	\$4,407.00	\$0.00	\$0.00	\$1,765.25	\$5,343.60
\$4,510.45	\$3,727.80	\$0.00	\$0.00	\$1,277.85	\$2,467.80
\$4,694.20	\$2,638.50	\$0.00	\$0.00	\$1,132.80	\$5,623.80
\$3,810.45	\$2,193.90	\$3,886.30	\$0.00	\$899.90	\$3,150.60
\$0.00	\$13.50	\$21.80	\$0.00	\$40.00	\$0.00
\$455.70	\$824.00	\$1,574.00	\$0.00	\$319.60	\$1,154.40
\$0.00	\$0.00	\$0.00	\$0.00	\$0.00	\$6.00

OPICI	SLOCUM	SUM	DIFFERENCE	10/1/2022 to 3/31/2023
\$0.00	\$0.00	\$1,653.60	\$0.00	ASG
\$3.00	\$6.00	\$19,741.25	\$0.00	BB
\$0.00	\$5.80	\$5,323.30	\$0.00	CDI
\$0.00	\$0.85	\$4,563.75	\$0.00	EDER
\$0.00	\$0.00	\$3,128.50	\$0.00	HDI
\$0.00	\$0.00	\$2,732.25	\$0.00	HP
\$0.00	\$2.50	\$14,086.55	\$0.00	NE
\$0.00	\$0.00	\$1,453.30	\$0.00	OPICI
\$4.20	\$50.15	\$9,886.70	\$0.00	SLOCUM
\$0.00	\$0.00	\$814.40	\$0.00	
\$0.00	\$0.00	\$12,465.40	\$0.00	
\$0.00	\$1.50	\$6,711.55	\$0.00	
\$0.00	\$0.00	\$1,691.10	\$0.00	
\$12.60	\$73.75	\$21,133.65	\$0.00	
\$18.00	\$87.20	\$80,392.75	\$0.00	
\$0.00	\$0.00	\$0.00	\$0.00	
\$0.00	\$14.95	\$59,926.20	\$0.00	
\$0.00	\$1.50	\$7,415.75	\$0.00	
\$0.00	\$37.90	\$10,692.40	\$0.00	
\$0.00	\$12.10	\$4,295.30	\$0.00	
\$0.00	\$0.00	\$2,385.25	\$0.00	
\$2.40	\$0.50	\$4,949.85	\$0.00	
\$0.00	\$1.00	\$7,116.70	\$0.00	
\$0.00	\$0.00	\$5,163.35	\$0.00	
\$3.00	\$31.00	\$10,201.50	\$0.00	
\$36.00	\$2.75	\$1,227.05	\$0.00	
\$3.00	\$14.90	\$10,411.40	\$0.00	
\$0.00	\$0.10	\$16,891.95	\$0.00	
\$0.00	\$0.00	\$0.00	\$0.00	
\$0.00	\$0.00	\$3,425.80	\$0.00	
\$0.00	\$0.00	\$468.90	\$0.00	
\$0.00	\$0.50	\$9,713.65	\$0.00	
\$3.00	\$9.40	\$17,111.20	\$0.00	
\$15.60	\$130.45	\$44,130.35	\$0.00	
\$0.00	\$1.70	\$1,782.10	\$0.00	
\$1.20	\$6.00	\$5,181.65	\$0.00	
\$7.20	\$30.00	\$12,577.50	\$0.00	

\$0.00	\$42.00	\$4,944.45	\$0.00
\$0.00	\$0.00	\$3,883.10	\$0.00
\$0.00	\$18.00	\$4,836.55	\$0.00
\$0.00	\$0.00	\$10,427.10	\$0.00
\$0.00	\$63.00	\$38,243.75	\$0.00
\$6.00	\$51.20	\$24,418.35	\$0.00
\$6.00	\$5.40	\$12,835.80	\$0.00
\$0.00	\$7.25	\$14,405.45	\$0.00
\$0.00	\$0.00	\$0.00	\$0.00
\$0.00	\$0.00	\$0.00	\$0.00
\$0.00	\$0.00	\$11,612.65	\$0.00
\$0.00	\$7.50	\$41,154.45	\$0.00
\$0.00	\$0.00	\$4,925.60	\$0.00
\$33.00	\$60.65	\$18,952.40	\$0.00
\$0.00	\$55.05	\$11,769.45	\$0.00
\$0.00	\$1.20	\$2,838.10	\$0.00
\$0.00	\$38.30	\$11,908.55	\$0.00
\$0.00	\$0.00	\$1,000.55	\$0.00
\$0.00	\$5.80	\$6,708.50	\$0.00
\$12.00	\$3.60	\$5,595.30	\$0.00
\$0.00	\$8.40	\$17,720.20	\$0.00
\$21.00	\$31.70	\$46,199.35	\$0.00
\$0.00	\$0.00	\$5,728.15	\$0.00
\$0.00	\$14.75	\$8,505.05	\$0.00
\$6.00	\$97.20	\$44,693.20	\$0.00
\$0.00	\$0.00	\$2,330.80	\$0.00
\$0.00	\$62.30	\$78,448.85	\$0.00
\$0.00	\$0.00	\$0.10	\$0.00
\$3.00	\$12.00	\$5,663.85	\$0.00
\$0.00	\$0.00	\$6,837.90	\$0.00
\$0.00	\$0.00	\$676.30	\$0.00
\$0.00	\$0.00	\$24,068.70	\$0.00
\$0.00	\$6.00	\$1,819.75	\$0.00
\$0.00	\$0.00	\$970.50	\$0.00
\$0.00	\$16.00	\$13,048.20	\$0.00
\$0.00	\$0.00	\$3,577.20	\$0.00
\$6.60	\$28.20	\$2,672.75	\$0.00
\$0.00	\$0.00	\$0.00	\$0.00

\$9.00	\$17.05	\$4,336.00	\$0.00
\$0.00	\$55.60	\$66,150.10	\$0.00
\$0.00	\$1.05	\$16,077.10	\$0.00
\$0.00	\$1.00	\$3,960.30	\$0.00
\$0.00	\$67.85	\$53,815.90	\$0.00
\$3.60	\$0.00	\$2,305.50	\$0.00
\$0.00	\$0.00	\$4,856.45	\$0.00
\$3.00	\$18.00	\$34,225.25	\$0.00
\$1,097.30	\$131.10	\$35,045.80	\$0.00
\$0.00	\$21.35	\$8,544.70	\$0.00
\$0.00	\$20.40	\$18,672.55	\$0.00
\$3.00	\$18.20	\$1,634.70	\$0.00
\$0.60	\$15.35	\$25,837.80	\$0.00
\$0.00	\$38.40	\$65,939.50	\$0.00
\$3.00	\$6.00	\$887.15	\$0.00
\$0.00	\$0.00	\$3,750.05	\$0.00
\$0.00	\$0.30	\$1,851.15	\$0.00
\$12.00	\$88.00	\$115,073.05	\$0.00
\$6.00	\$0.75	\$35,838.20	\$0.00
\$3.00	\$82.05	\$19,550.95	\$0.00
\$0.00	\$20.90	\$23,943.80	\$0.00
\$3.00	\$49.20	\$9,028.50	\$0.00
\$0.00	\$0.00	\$1,122.30	\$0.00
\$0.00	\$15.50	\$8,610.35	\$0.00
\$0.00	\$0.00	\$3,536.65	\$0.00
\$6.00	\$140.75	\$13,993.30	\$0.00
\$0.00	\$1.80	\$7,829.00	\$0.00
\$726.90	\$57.85	\$40,534.30	\$0.00
\$4.20	\$115.50	\$59,006.20	\$0.00
\$0.00	\$0.00	\$4,133.60	\$0.00
\$7.20	\$4.80	\$10,368.65	\$0.00
\$0.00	\$41.60	\$4,217.65	\$0.00
\$3.00	\$5.85	\$5,193.30	\$0.00
\$4.20	\$36.15	\$26,870.85	\$0.00
\$0.00	\$30.00	\$14,475.95	\$0.00
\$0.00	\$4.80	\$8,140.20	\$0.00
\$0.00	\$0.00	\$1,036.00	\$0.00
\$0.00	\$34.50	\$7,462.25	\$0.00
\$0.00	\$0.00	\$4,845.00	\$0.00
\$0.00	\$6.75	\$4,169.10	\$0.00
\$0.00	\$50.50	\$20,361.90	\$0.00
\$3.00	\$1.75	\$1,191.20	\$0.00

\$12.00	\$0.00	\$3,383.80	\$0.00
\$0.00	\$1.00	\$12,362.05	\$0.00
\$0.00	\$2.25	\$273.70	\$0.00
\$0.00	\$0.50	\$5,585.30	\$0.00
\$0.00	\$0.30	\$1,026.50	\$0.00
\$0.00	\$0.00	\$1,223.45	\$0.00
\$0.00	\$12.05	\$12,849.55	\$0.00
\$0.00	\$0.00	\$911.25	\$0.00
\$0.60	\$103.00	\$21,742.35	\$0.00
\$0.00	\$0.00	\$447.60	\$0.00
\$0.00	\$129.00	\$8,510.25	\$0.00
\$0.00	\$6.00	\$4,578.85	\$0.00
\$0.00	\$0.00	\$16,353.55	\$0.00
\$6.00	\$21.80	\$9,310.85	\$0.00
\$13.20	\$3.75	\$31,954.90	\$0.00
\$0.00	\$0.00	\$1,651.60	\$0.00
\$0.00	\$2.75	\$14,554.55	\$0.00
\$6.00	\$43.75	\$41,177.15	\$0.00
\$0.00	\$0.00	\$1,594.10	\$0.00
\$15.00	\$0.00	\$12,653.20	\$0.00
\$48.00	\$11.85	\$33,637.50	\$0.00
\$0.00	\$3.00	\$7,402.00	\$0.00
\$6.00	\$9.85	\$7,573.40	\$0.00
\$0.00	\$117.55	\$11,321.40	\$0.00
\$0.00	\$30.00	\$9,407.50	\$0.00
\$3.00	\$21.50	\$34,781.35	\$0.00
\$10.50	\$254.70	\$6,734.05	\$0.00
\$0.00	\$0.00	\$0.00	\$0.00
\$0.00	\$7.20	\$25,882.30	\$0.00
\$0.00	\$0.00	\$4,148.60	\$0.00
\$12.00	\$90.50	\$33,800.25	\$0.00
\$0.00	\$0.00	\$576.10	\$0.00
\$0.00	\$1.85	\$864.05	\$0.00
\$0.00	\$18.70	\$77,792.65	\$0.00
\$0.00	\$8.25	\$20,236.70	\$0.00
\$3.00	\$20.95	\$15,327.25	\$0.00
\$6.00	\$182.15	\$27,432.50	\$0.00
\$9.00	\$200.00	\$51,915.05	\$0.00
\$4.20	\$3.60	\$6,193.75	\$0.00
\$0.00	\$0.00	\$241.30	\$0.00
\$9.00	\$85.40	\$13,901.80	\$0.00
\$0.00	\$4.50	\$15,719.10	\$0.00

\$0.00	\$14.40	\$3,141.60	\$0.00
\$0.00	\$8.05	\$1,615.50	\$0.00
\$0.00	\$0.00	\$15,229.20	\$0.00
\$0.00	\$6.00	\$21,681.60	\$0.00
\$0.00	\$6.00	\$15,806.50	\$0.00
\$0.00	\$6.50	\$17,596.20	\$0.00
\$0.00	\$9.40	\$13,950.55	\$0.00
\$0.00	\$0.05	\$75.35	\$0.00
\$0.00	\$75.60	\$4,403.30	\$0.00
\$0.00	\$0.00	\$6.00	\$0.00

\$2,413,228.05	% Change	4/1/2022 to 9/30/2022	\$2,328,456.55	
\$301,611.60	1.66%	ASG	\$296,679.96	Prior Period
\$505,663.00	-2.60%	BB	\$519,137.20	Prior Period
\$545,645.90	4.26%	CDI	\$523,336.10	Prior Period
\$298,525.00	3.32%	EDER	\$288,935.75	Prior Period
\$0.00	0.00%	HDI	\$0.00	Prior Period
\$173,538.10	10.76%	HP	\$156,681.65	Prior Period
\$582,097.80	8.51%	NE	\$536,458.69	Prior Period
\$2,264.30	8.30%	OPICI	\$2,090.80	Prior Period
\$3,882.35	-24.41%	SLOCUM	\$5,136.40	Prior Period
\$2,413,228.05			\$2,328,456.55	
\$2,413,228.05				
\$0.00				

Wholesaler	Town	NIP Count	Enviro Fee by Town
ASG	ANDOVER	9,420	\$471.00
ASG	ANSONIA	0	\$0.00
ASG	ASHFORD	22,080	\$1,104.00
ASG	AVON	25,656	\$1,282.80
ASG	BARKHAMSTED	0	\$0.00
ASG	BEACON FALLS	0	\$0.00
ASG	BERLIN	69,972	\$3,498.60
ASG	BETHANY	0	\$0.00
ASG	BETHEL	0	\$0.00
ASG	BETHLEHEM	0	\$0.00
ASG	BLOOMFIELD	46,500	\$2,325.00
ASG	BOLTON	34,596	\$1,729.80
ASG	BOZRAH	10,452	\$522.60
ASG	BRANFORD	0	\$0.00
ASG	BRIDGEPORT	0	\$0.00
ASG	BRIDGEWATER	0	\$0.00
ASG	BRISTOL	243,912	\$12,195.60
ASG	BROOKFIELD	0	\$0.00
ASG	BROOKLYN	41,532	\$2,076.60
ASG	BURLINGTON	20,016	\$1,000.80
ASG	CANAAN	0	\$0.00
ASG	CANTERBURY	17,496	\$874.80
ASG	CANTON	38,520	\$1,926.00
ASG	CHAPLIN	44,880	\$2,244.00
ASG	CHESHIRE	0	\$0.00
ASG	CHESTER	4,524	\$226.20
ASG	CLINTON	64,068	\$3,203.40
ASG	COLCHESTER	88,008	\$4,400.40
ASG	COLEBROOK	0	\$0.00
ASG	COLUMBIA	17,508	\$875.40
ASG	CORNWALL	0	\$0.00
ASG	COVENTRY	52,920	\$2,646.00
ASG	CROMWELL	71,196	\$3,559.80
ASG	DANBURY	0	\$0.00
ASG	DARIEN	0	\$0.00
ASG	DEEP RIVER	20,448	\$1,022.40
ASG	DERBY	0	\$0.00
ASG	DURHAM	26,052	\$1,302.60
ASG	EAST GRANBY	21,612	\$1,080.60
ASG	EAST HADDAM	18,924	\$946.20
ASG	EAST HAMPTON	19,776	\$988.80
ASG	EAST HARTFORD	174,288	\$8,714.40
ASG	EAST HAVEN	0	\$0.00
ASG	EAST LYME	74,556	\$3,727.80

ASG	EAST WINDSOR	79,068	\$3,953.40
ASG	EASTFORD	0	\$0.00
ASG	EASTON	0	\$0.00
ASG	ELLINGTON	67,776	\$3,388.80
ASG	ENFIELD	164,940	\$8,247.00
ASG	ESSEX	27,252	\$1,362.60
ASG	FAIRFIELD	0	\$0.00
ASG	FARMINGTON	49,896	\$2,494.80
ASG	FRANKLIN	8,760	\$438.00
ASG	GLASTONBURY	63,624	\$3,181.20
ASG	GOSHEN	0	\$0.00
ASG	GRANBY	37,764	\$1,888.20
ASG	GREENWICH	0	\$0.00
ASG	GRISWOLD	58,356	\$2,917.80
ASG	GROTON	223,164	\$11,158.20
ASG	GUILFORD	0	\$0.00
ASG	HADDAM	51,276	\$2,563.80
ASG	HAMDEN	0	\$0.00
ASG	HAMPTON	9,900	\$495.00
ASG	HARTFORD	281,496	\$14,074.80
ASG	HARTLAND	0	\$0.00
ASG	HARWINTON	0	\$0.00
ASG	HEBRON	37,704	\$1,885.20
ASG	KENT	0	\$0.00
ASG	KILLINGLY	107,748	\$5,387.40
ASG	KILLINGWORTH	8,652	\$432.60
ASG	LEBANON	2,844	\$142.20
ASG	LEDYARD	63,624	\$3,181.20
ASG	LISBON	13,440	\$672.00
ASG	LITCHFIELD	0	\$0.00
ASG	LYME	0	\$0.00
ASG	MADISON	0	\$0.00
ASG	MANCHESTER	386,712	\$19,335.60
ASG	MANSFIELD	72,444	\$3,622.20
ASG	MARLBOROUGH	28,716	\$1,435.80
ASG	MERIDEN	0	\$0.00
ASG	MIDDLEBURY	0	\$0.00
ASG	MIDDLEFIELD	13,596	\$679.80
ASG	MIDDLETOWN	121,440	\$6,072.00
ASG	MILFORD	0	\$0.00
ASG	MONROE	0	\$0.00
ASG	MONTVILLE	71,640	\$3,582.00
ASG	MORRIS	0	\$0.00
ASG	NAUGATUCK	0	\$0.00
ASG	NEW BRITAIN	340,104	\$17,005.20
ASG	NEW CANAAN	0	\$0.00
ASG	NEW FAIRFIELD	0	\$0.00

ASG	NEW HARTFORD	0	\$0.00
ASG	NEW HAVEN	0	\$0.00
ASG	NEW LONDON	180,444	\$9,022.20
ASG	NEW MILFORD	0	\$0.00
ASG	NEWINGTON	94,140	\$4,707.00
ASG	NEWTOWN	0	\$0.00
ASG	NORFOLK	0	\$0.00
ASG	NORTH BRANFORD	0	\$0.00
ASG	NORTH CANAAN	0	\$0.00
ASG	NORTH HAVEN	0	\$0.00
ASG	NORTH STONINGTON	30,072	\$1,503.60
ASG	NORWALK	0	\$0.00
ASG	NORWICH	253,956	\$12,697.80
ASG	OLD LYME	28,212	\$1,410.60
ASG	OLD SAYBROOK	76,848	\$3,842.40
ASG	ORANGE	0	\$0.00
ASG	OXFORD	0	\$0.00
ASG	PLAINFIELD	105,600	\$5,280.00
ASG	PLAINVILLE	70,452	\$3,522.60
ASG	PLYMOUTH	0	\$0.00
ASG	POMFRET	6,480	\$324.00
ASG	PORTLAND	29,964	\$1,498.20
ASG	PRESTON	13,464	\$673.20
ASG	PROSPECT	0	\$0.00
ASG	PUTNAM	102,396	\$5,119.80
ASG	REDDING	0	\$0.00
ASG	RIDGEFIELD	0	\$0.00
ASG	ROCKY HILL	78,504	\$3,925.20
ASG	ROXBURY	0	\$0.00
ASG	SALEM	30,204	\$1,510.20
ASG	SALISBURY	0	\$0.00
ASG	SCOTLAND	3,912	\$195.60
ASG	SEYMOUR	0	\$0.00
ASG	SHARON	0	\$0.00
ASG	SHELTON	0	\$0.00
ASG	SHERMAN	0	\$0.00
ASG	SIMSBURY	34,992	\$1,749.60
ASG	SOMERS	23,472	\$1,173.60
ASG	SOUTH WINDSOR	81,468	\$4,073.40
ASG	SOUTHBURY	0	\$0.00
ASG	SOUTHINGTON	128,052	\$6,402.60
ASG	SPRAGUE	7,692	\$384.60
ASG	STAFFORD	73,728	\$3,686.40
ASG	STAMFORD	0	\$0.00
ASG	STERLING	4,884	\$244.20
ASG	STONINGTON	46,008	\$2,300.40
ASG	STRATFORD	0	\$0.00

ASG	SUFFIELD	35,676	\$1,783.80
ASG	THOMASTON	0	\$0.00
ASG	THOMPSON	43,152	\$2,157.60
ASG	TOLLAND	56,712	\$2,835.60
ASG	TORRINGTON	0	\$0.00
ASG	TRUMBULL	0	\$0.00
ASG	UNION	0	\$0.00
ASG	VERNON	139,416	\$6,970.80
ASG	VOLUNTOWN	27,900	\$1,395.00
ASG	WALLINGFORD	0	\$0.00
ASG	WARREN	0	\$0.00
ASG	WASHINGTON	0	\$0.00
ASG	WATERBURY	0	\$0.00
ASG	WATERFORD	100,968	\$5,048.40
ASG	WATERTOWN	0	\$0.00
ASG	WEST HARTFORD	78,096	\$3,904.80
ASG	WEST HAVEN	0	\$0.00
ASG	WESTBROOK	35,628	\$1,781.40
ASG	WESTON	0	\$0.00
ASG	WESTPORT	0	\$0.00
ASG	WETHERSFIELD	76,776	\$3,838.80
ASG	WILLINGTON	13,248	\$662.40
ASG	WILTON	0	\$0.00
ASG	WINCHESTER	0	\$0.00
ASG	WINDHAM	102,528	\$5,126.40
ASG	WINDSOR	76,332	\$3,816.60
ASG	WINDSOR LOCKS	70,008	\$3,500.40
ASG	WOLCOTT	0	\$0.00
ASG	WOODBIDGE	0	\$0.00
ASG	WOODBURY	0	\$0.00
ASG	WOODSTOCK	0	\$0.00

ASG - Total Enviro Fee:

\$301,611.60

Wholesaler	Town	NIP Count	Enviro Fee by Town
BRESCOME	ANDOVER	6,600	\$330.00
BRESCOME	ANSONIA	70,229	\$3,511.45
BRESCOME	ASHFORD	26,210	\$1,310.50
BRESCOME	AVON	25,464	\$1,273.20
BRESCOME	BARKHAMSTED	11,898	\$594.90
BRESCOME	BEACON FALLS	30,305	\$1,515.25
BRESCOME	BERLIN	58,211	\$2,910.55
BRESCOME	BETHANY	4,270	\$213.50
BRESCOME	BETHEL	38,581	\$1,929.05
BRESCOME	BETHLEHEM	4,784	\$239.20
BRESCOME	BLOOMFIELD	72,349	\$3,617.45
BRESCOME	BOLTON	36,253	\$1,812.65
BRESCOME	BOZRAH	5,696	\$284.80
BRESCOME	BRANFORD	37,038	\$1,851.90
BRESCOME	BRIDGEPORT	279,247	\$13,962.35
BRESCOME	BRIDGEWATER	0	\$0.00
BRESCOME	BRISTOL	305,344	\$15,267.20
BRESCOME	BROOKFIELD	15,474	\$773.70
BRESCOME	BROOKLYN	58,260	\$2,913.00
BRESCOME	BURLINGTON	19,988	\$999.40
BRESCOME	CANAAN	1,880	\$94.00
BRESCOME	CANTERBURY	22,463	\$1,123.15
BRESCOME	CANTON	49,187	\$2,459.35
BRESCOME	CHAPLIN	5,611	\$280.55
BRESCOME	CHESHIRE	29,760	\$1,488.00
BRESCOME	CHESTER	4,060	\$203.00
BRESCOME	CLINTON	34,052	\$1,702.60
BRESCOME	COLCHESTER	83,882	\$4,194.10
BRESCOME	COLEBROOK	0	\$0.00
BRESCOME	COLUMBIA	15,746	\$787.30
BRESCOME	CORNWALL	1,272	\$63.60
BRESCOME	COVENTRY	32,704	\$1,635.20
BRESCOME	CROMWELL	89,695	\$4,484.75
BRESCOME	DANBURY	128,009	\$6,400.45
BRESCOME	DARIEN	5,020	\$251.00
BRESCOME	DEEP RIVER	17,989	\$899.45
BRESCOME	DERBY	30,934	\$1,546.70
BRESCOME	DURHAM	15,320	\$766.00
BRESCOME	EAST GRANBY	6,972	\$348.60
BRESCOME	EAST HADDAM	37,147	\$1,857.35
BRESCOME	EAST HAMPTON	84,667	\$4,233.35
BRESCOME	EAST HARTFORD	163,301	\$8,165.05
BRESCOME	EAST HAVEN	72,612	\$3,630.60
BRESCOME	EAST LYME	49,711	\$2,485.55

BRESCOME	EAST WINDSOR	55,688	\$2,784.40
BRESCOME	EASTFORD	0	\$0.00
BRESCOME	EASTON	0	\$0.00
BRESCOME	ELLINGTON	43,922	\$2,196.10
BRESCOME	ENFIELD	217,679	\$10,883.95
BRESCOME	ESSEX	19,331	\$966.55
BRESCOME	FAIRFIELD	43,157	\$2,157.85
BRESCOME	FARMINGTON	64,018	\$3,200.90
BRESCOME	FRANKLIN	11,280	\$564.00
BRESCOME	GLASTONBURY	59,438	\$2,971.90
BRESCOME	GOSHEN	3,369	\$168.45
BRESCOME	GRANBY	28,528	\$1,426.40
BRESCOME	GREENWICH	17,865	\$893.25
BRESCOME	GRISWOLD	78,581	\$3,929.05
BRESCOME	GROTON	221,545	\$11,077.25
BRESCOME	GUILFORD	16,750	\$837.50
BRESCOME	HADDAM	28,952	\$1,447.60
BRESCOME	HAMDEN	198,828	\$9,941.40
BRESCOME	HAMPTON	12,664	\$633.20
BRESCOME	HARTFORD	313,177	\$15,658.85
BRESCOME	HARTLAND	2	\$0.10
BRESCOME	HARWINTON	35,146	\$1,757.30
BRESCOME	HEBRON	31,958	\$1,597.90
BRESCOME	KENT	3,076	\$153.80
BRESCOME	KILLINGLY	92,752	\$4,637.60
BRESCOME	KILLINGWORTH	7,275	\$363.75
BRESCOME	LEBANON	6,174	\$308.70
BRESCOME	LEDYARD	49,508	\$2,475.40
BRESCOME	LISBON	29,388	\$1,469.40
BRESCOME	LITCHFIELD	8,754	\$437.70
BRESCOME	LYME	0	\$0.00
BRESCOME	MADISON	8,204	\$410.20
BRESCOME	MANCHESTER	305,218	\$15,260.90
BRESCOME	MANSFIELD	66,642	\$3,332.10
BRESCOME	MARLBOROUGH	16,702	\$835.10
BRESCOME	MERIDEN	191,795	\$9,589.75
BRESCOME	MIDDLEBURY	5,910	\$295.50
BRESCOME	MIDDLEFIELD	28,363	\$1,418.15
BRESCOME	MIDDLETOWN	165,011	\$8,250.55
BRESCOME	MILFORD	102,979	\$5,148.95
BRESCOME	MONROE	18,025	\$901.25
BRESCOME	MONTVILLE	131,504	\$6,575.20
BRESCOME	MORRIS	2,314	\$115.70
BRESCOME	NAUGATUCK	79,010	\$3,950.50
BRESCOME	NEW BRITAIN	313,492	\$15,674.60
BRESCOME	NEW CANAAN	2,961	\$148.05
BRESCOME	NEW FAIRFIELD	17,659	\$882.95

BRESCOME	NEW HARTFORD	8,523	\$426.15
BRESCOME	NEW HAVEN	504,089	\$25,204.45
BRESCOME	NEW LONDON	150,616	\$7,530.80
BRESCOME	NEW MILFORD	44,967	\$2,248.35
BRESCOME	NEWINGTON	114,656	\$5,732.80
BRESCOME	NEWTOWN	24,439	\$1,221.95
BRESCOME	NORFOLK	4,548	\$227.40
BRESCOME	NORTH BRANFORD	13,766	\$688.30
BRESCOME	NORTH CANAAN	11,022	\$551.10
BRESCOME	NORTH HAVEN	42,139	\$2,106.95
BRESCOME	NORTH STONINGTON	21,287	\$1,064.35
BRESCOME	NORWALK	137,588	\$6,879.40
BRESCOME	NORWICH	350,121	\$17,506.05
BRESCOME	OLD LYME	11,938	\$596.90
BRESCOME	OLD SAYBROOK	16,176	\$808.80
BRESCOME	ORANGE	7,185	\$359.25
BRESCOME	OXFORD	17,637	\$881.85
BRESCOME	PLAINFIELD	103,672	\$5,183.60
BRESCOME	PLAINVILLE	64,462	\$3,223.10
BRESCOME	PLYMOUTH	36,522	\$1,826.10
BRESCOME	POMFRET	5,000	\$250.00
BRESCOME	PORTLAND	43,968	\$2,198.40
BRESCOME	PRESTON	31,054	\$1,552.70
BRESCOME	PROSPECT	11,309	\$565.45
BRESCOME	PUTNAM	90,671	\$4,533.55
BRESCOME	REDDING	1,754	\$87.70
BRESCOME	RIDGEFIELD	5,074	\$253.70
BRESCOME	ROCKY HILL	46,135	\$2,306.75
BRESCOME	ROXBURY	992	\$49.60
BRESCOME	SALEM	17,950	\$897.50
BRESCOME	SALISBURY	1,212	\$60.60
BRESCOME	SCOTLAND	5,457	\$272.85
BRESCOME	SEYMOUR	64,946	\$3,247.30
BRESCOME	SHARON	4,262	\$213.10
BRESCOME	SHELTON	68,575	\$3,428.75
BRESCOME	SHERMAN	2,544	\$127.20
BRESCOME	SIMSBURY	44,119	\$2,205.95
BRESCOME	SOMERS	12,819	\$640.95
BRESCOME	SOUTH WINDSOR	86,069	\$4,303.45
BRESCOME	SOUTHBURY	29,437	\$1,471.85
BRESCOME	SOUTHINGTON	173,039	\$8,651.95
BRESCOME	SPRAGUE	0	\$0.00
BRESCOME	STAFFORD	100,294	\$5,014.70
BRESCOME	STAMFORD	180,925	\$9,046.25
BRESCOME	STERLING	6,076	\$303.80
BRESCOME	STONINGTON	85,460	\$4,273.00
BRESCOME	STRATFORD	100,265	\$5,013.25

BRESCOME	SUFFIELD	40,019	\$2,000.95
BRESCOME	THOMASTON	24,518	\$1,225.90
BRESCOME	THOMPSON	70,190	\$3,509.50
BRESCOME	TOLLAND	44,108	\$2,205.40
BRESCOME	TORRINGTON	170,301	\$8,515.05
BRESCOME	TRUMBULL	15,018	\$750.90
BRESCOME	UNION	0	\$0.00
BRESCOME	VERNON	81,265	\$4,063.25
BRESCOME	VOLUNTOWN	22,044	\$1,102.20
BRESCOME	WALLINGFORD	88,549	\$4,427.45
BRESCOME	WARREN	108	\$5.40
BRESCOME	WASHINGTON	3,926	\$196.30
BRESCOME	WATERBURY	238,147	\$11,907.35
BRESCOME	WATERFORD	84,883	\$4,244.15
BRESCOME	WATERTOWN	51,620	\$2,581.00
BRESCOME	WEST HARTFORD	139,083	\$6,954.15
BRESCOME	WEST HAVEN	203,323	\$10,166.15
BRESCOME	WESTBROOK	23,487	\$1,174.35
BRESCOME	WESTON	484	\$24.20
BRESCOME	WESTPORT	117,756	\$5,887.80
BRESCOME	WETHERSFIELD	80,880	\$4,044.00
BRESCOME	WILLINGTON	20,786	\$1,039.30
BRESCOME	WILTON	2,244	\$112.20
BRESCOME	WINCHESTER	72,890	\$3,644.50
BRESCOME	WINDHAM	100,667	\$5,033.35
BRESCOME	WINDSOR	90,209	\$4,510.45
BRESCOME	WINDSOR LOCKS	93,884	\$4,694.20
BRESCOME	WOLCOTT	76,209	\$3,810.45
BRESCOME	WOODBIDGE	0	\$0.00
BRESCOME	WOODBURY	9,114	\$455.70
BRESCOME	WOODSTOCK	0	\$0.00

BRESCOME - Total Enviro Fee:	\$505,663.00
-------------------------------------	---------------------

Wholesaler	Town	NIP Count	Enviro Fee by Town
CDI	ANDOVER	5,400	\$270.00
CDI	ANSONIA	103,694	\$5,184.70
CDI	ASHFORD	14,848	\$742.40
CDI	AVON	13,038	\$651.90
CDI	BARKHAMSTED	6,660	\$333.00
CDI	BEACON FALLS	5,588	\$279.40
CDI	BERLIN	50,144	\$2,507.20
CDI	BETHANY	6,126	\$306.30
CDI	BETHEL	35,002	\$1,750.10
CDI	BETHLEHEM	1,958	\$97.90
CDI	BLOOMFIELD	71,682	\$3,584.10
CDI	BOLTON	22,790	\$1,139.50
CDI	BOZRAH	5,832	\$291.60
CDI	BRANFORD	97,334	\$4,866.70
CDI	BRIDGEPORT	553,292	\$27,664.60
CDI	BRIDGEWATER	0	\$0.00
CDI	BRISTOL	254,744	\$12,737.20
CDI	BROOKFIELD	25,214	\$1,260.70
CDI	BROOKLYN	40,746	\$2,037.30
CDI	BURLINGTON	18,942	\$947.10
CDI	CANAAN	932	\$46.60
CDI	CANTERBURY	24,732	\$1,236.60
CDI	CANTON	12,258	\$612.90
CDI	CHAPLIN	25,388	\$1,269.40
CDI	CHESHIRE	32,678	\$1,633.90
CDI	CHESTER	6,252	\$312.60
CDI	CLINTON	36,042	\$1,802.10
CDI	COLCHESTER	62,745	\$3,137.25
CDI	COLEBROOK	0	\$0.00
CDI	COLUMBIA	10,768	\$538.40
CDI	CORNWALL	0	\$0.00
CDI	COVENTRY	50,005	\$2,500.25
CDI	CROMWELL	55,484	\$2,774.20
CDI	DANBURY	180,369	\$9,018.45
CDI	DARIEN	4,412	\$220.60
CDI	DEEP RIVER	22,612	\$1,130.60
CDI	DERBY	58,062	\$2,903.10
CDI	DURHAM	18,384	\$919.20
CDI	EAST GRANBY	9,886	\$494.30
CDI	EAST HADDAM	9,218	\$460.90
CDI	EAST HAMPTON	17,870	\$893.50
CDI	EAST HARTFORD	222,947	\$11,147.35
CDI	EAST HAVEN	103,886	\$5,194.30
CDI	EAST LYME	49,595	\$2,479.75

CDI	EAST WINDSOR	52,450	\$2,622.50
CDI	EASTFORD	0	\$0.00
CDI	EASTON	0	\$0.00
CDI	ELLINGTON	43,179	\$2,158.95
CDI	ENFIELD	148,630	\$7,431.50
CDI	ESSEX	15,142	\$757.10
CDI	FAIRFIELD	70,431	\$3,521.55
CDI	FARMINGTON	35,936	\$1,796.80
CDI	FRANKLIN	10,698	\$534.90
CDI	GLASTONBURY	34,770	\$1,738.50
CDI	GOSHEN	2,818	\$140.90
CDI	GRANBY	17,968	\$898.40
CDI	GREENWICH	24,282	\$1,214.10
CDI	GRISWOLD	117,379	\$5,868.95
CDI	GROTON	154,997	\$7,749.85
CDI	GUILFORD	24,413	\$1,220.65
CDI	HADDAM	34,234	\$1,711.70
CDI	HAMDEN	247,405	\$12,370.25
CDI	HAMPTON	6,436	\$321.80
CDI	HARTFORD	563,531	\$28,176.55
CDI	HARTLAND	0	\$0.00
CDI	HARWINTON	17,603	\$880.15
CDI	HEBRON	22,344	\$1,117.20
CDI	KENT	30	\$1.50
CDI	KILLINGLY	82,502	\$4,125.10
CDI	KILLINGWORTH	4,912	\$245.60
CDI	LEBANON	3,336	\$166.80
CDI	LEDYARD	51,900	\$2,595.00
CDI	LISBON	0	\$0.00
CDI	LITCHFIELD	5,766	\$288.30
CDI	LYME	0	\$0.00
CDI	MADISON	19,546	\$977.30
CDI	MANCHESTER	288,082	\$14,404.10
CDI	MANSFIELD	36,452	\$1,822.60
CDI	MARLBOROUGH	5,490	\$274.50
CDI	MERIDEN	341,264	\$17,063.20
CDI	MIDDLEBURY	9,532	\$476.60
CDI	MIDDLEFIELD	19,548	\$977.40
CDI	MIDDLETOWN	173,174	\$8,658.70
CDI	MILFORD	134,462	\$6,723.10
CDI	MONROE	43,771	\$2,188.55
CDI	MONTVILLE	50,206	\$2,510.30
CDI	MORRIS	9,454	\$472.70
CDI	NAUGATUCK	120,126	\$6,006.30
CDI	NEW BRITAIN	328,338	\$16,416.90
CDI	NEW CANAAN	1,860	\$93.00
CDI	NEW FAIRFIELD	10,566	\$528.30

CDI	NEW HARTFORD	4,636	\$231.80
CDI	NEW HAVEN	842,708	\$42,135.40
CDI	NEW LONDON	149,990	\$7,499.50
CDI	NEW MILFORD	64,767	\$3,238.35
CDI	NEWINGTON	122,690	\$6,134.50
CDI	NEWTOWN	31,676	\$1,583.80
CDI	NORFOLK	3,570	\$178.50
CDI	NORTH BRANFORD	40,190	\$2,009.50
CDI	NORTH CANAAN	9,901	\$495.05
CDI	NORTH HAVEN	59,086	\$2,954.30
CDI	NORTH STONINGTON	20,576	\$1,028.80
CDI	NORWALK	211,899	\$10,594.95
CDI	NORWICH	212,666	\$10,633.30
CDI	OLD LYME	8,858	\$442.90
CDI	OLD SAYBROOK	42,914	\$2,145.70
CDI	ORANGE	28,262	\$1,413.10
CDI	OXFORD	27,330	\$1,366.50
CDI	PLAINFIELD	101,554	\$5,077.70
CDI	PLAINVILLE	59,922	\$2,996.10
CDI	PLYMOUTH	28,064	\$1,403.20
CDI	POMFRET	2,618	\$130.90
CDI	PORTLAND	28,888	\$1,444.40
CDI	PRESTON	9,558	\$477.90
CDI	PROSPECT	19,456	\$972.80
CDI	PUTNAM	59,506	\$2,975.30
CDI	REDDING	3,212	\$160.60
CDI	RIDGEFIELD	11,854	\$592.70
CDI	ROCKY HILL	52,050	\$2,602.50
CDI	ROXBURY	780	\$39.00
CDI	SALEM	23,504	\$1,175.20
CDI	SALISBURY	5,780	\$289.00
CDI	SCOTLAND	4,860	\$243.00
CDI	SEYMOUR	42,412	\$2,120.60
CDI	SHARON	788	\$39.40
CDI	SHELTON	98,669	\$4,933.45
CDI	SHERMAN	2,664	\$133.20
CDI	SIMSBURY	31,178	\$1,558.90
CDI	SOMERS	15,810	\$790.50
CDI	SOUTH WINDSOR	53,526	\$2,676.30
CDI	SOUTHBURY	26,818	\$1,340.90
CDI	SOUTHINGTON	130,704	\$6,535.20
CDI	SPRAGUE	7,200	\$360.00
CDI	STAFFORD	34,398	\$1,719.90
CDI	STAMFORD	248,676	\$12,433.80
CDI	STERLING	9,014	\$450.70
CDI	STONINGTON	26,868	\$1,343.40
CDI	STRATFORD	192,538	\$9,626.90

CDI	SUFFIELD	20,918	\$1,045.90
CDI	THOMASTON	36,909	\$1,845.45
CDI	THOMPSON	21,650	\$1,082.50
CDI	TOLLAND	29,196	\$1,459.80
CDI	TORRINGTON	98,378	\$4,918.90
CDI	TRUMBULL	30,433	\$1,521.65
CDI	UNION	0	\$0.00
CDI	VERNON	97,910	\$4,895.50
CDI	VOLUNTOWN	3,210	\$160.50
CDI	WALLINGFORD	148,305	\$7,415.25
CDI	WARREN	2,644	\$132.20
CDI	WASHINGTON	770	\$38.50
CDI	WATERBURY	459,982	\$22,999.10
CDI	WATERFORD	71,766	\$3,588.30
CDI	WATERTOWN	75,886	\$3,794.30
CDI	WEST HARTFORD	157,275	\$7,863.75
CDI	WEST HAVEN	277,470	\$13,873.50
CDI	WESTBROOK	19,620	\$981.00
CDI	WESTON	302	\$15.10
CDI	WESTPORT	15,334	\$766.70
CDI	WETHERSFIELD	63,700	\$3,185.00
CDI	WILLINGTON	11,668	\$583.40
CDI	WILTON	10,638	\$531.90
CDI	WINCHESTER	35,750	\$1,787.50
CDI	WINDHAM	88,140	\$4,407.00
CDI	WINDSOR	74,556	\$3,727.80
CDI	WINDSOR LOCKS	52,770	\$2,638.50
CDI	WOLCOTT	43,878	\$2,193.90
CDI	WOODBIDGE	270	\$13.50
CDI	WOODBURY	16,480	\$824.00
CDI	WOODSTOCK	0	\$0.00

CDI - Total Enviro Fee:

\$545,645.90

Wholesaler	Town	NIP Count	Enviro Fee by Town
EDER	ANDOVER	0	\$0.00
EDER	ANSONIA	122,798	\$6,139.90
EDER	ASHFORD	0	\$0.00
EDER	AVON	0	\$0.00
EDER	BARKHAMSTED	27,372	\$1,368.60
EDER	BEACON FALLS	10,450	\$522.50
EDER	BERLIN	0	\$0.00
EDER	BETHANY	7,152	\$357.60
EDER	BETHEL	50,140	\$2,507.00
EDER	BETHLEHEM	5,170	\$258.50
EDER	BLOOMFIELD	0	\$0.00
EDER	BOLTON	0	\$0.00
EDER	BOZRAH	0	\$0.00
EDER	BRANFORD	141,422	\$7,071.10
EDER	BRIDGEPORT	321,434	\$16,071.70
EDER	BRIDGEWATER	0	\$0.00
EDER	BRISTOL	0	\$0.00
EDER	BROOKFIELD	48,776	\$2,438.80
EDER	BROOKLYN	0	\$0.00
EDER	BURLINGTON	0	\$0.00
EDER	CANAAN	11,290	\$564.50
EDER	CANTERBURY	0	\$0.00
EDER	CANTON	0	\$0.00
EDER	CHAPLIN	0	\$0.00
EDER	CHESHIRE	68,958	\$3,447.90
EDER	CHESTER	0	\$0.00
EDER	CLINTON	0	\$0.00
EDER	COLCHESTER	0	\$0.00
EDER	COLEBROOK	0	\$0.00
EDER	COLUMBIA	0	\$0.00
EDER	CORNWALL	2,442	\$122.10
EDER	COVENTRY	0	\$0.00
EDER	CROMWELL	0	\$0.00
EDER	DANBURY	225,840	\$11,292.00
EDER	DARIEN	8,236	\$411.80
EDER	DEEP RIVER	0	\$0.00
EDER	DERBY	80,178	\$4,008.90
EDER	DURHAM	0	\$0.00
EDER	EAST GRANBY	0	\$0.00
EDER	EAST HADDAM	0	\$0.00
EDER	EAST HAMPTON	0	\$0.00
EDER	EAST HARTFORD	0	\$0.00
EDER	EAST HAVEN	150,952	\$7,547.60
EDER	EAST LYME	0	\$0.00

EDER	EAST WINDSOR	0	\$0.00
EDER	EASTFORD	0	\$0.00
EDER	EASTON	0	\$0.00
EDER	ELLINGTON	0	\$0.00
EDER	ENFIELD	0	\$0.00
EDER	ESSEX	0	\$0.00
EDER	FAIRFIELD	73,718	\$3,685.90
EDER	FARMINGTON	0	\$0.00
EDER	FRANKLIN	0	\$0.00
EDER	GLASTONBURY	0	\$0.00
EDER	GOSHEN	10,334	\$516.70
EDER	GRANBY	0	\$0.00
EDER	GREENWICH	28,916	\$1,445.80
EDER	GRISWOLD	0	\$0.00
EDER	GROTON	0	\$0.00
EDER	GUILFORD	31,774	\$1,588.70
EDER	HADDAM	0	\$0.00
EDER	HAMDEN	223,170	\$11,158.50
EDER	HAMPTON	0	\$0.00
EDER	HARTFORD	0	\$0.00
EDER	HARTLAND	0	\$0.00
EDER	HARWINTON	39,706	\$1,985.30
EDER	HEBRON	0	\$0.00
EDER	KENT	5,566	\$278.30
EDER	KILLINGLY	0	\$0.00
EDER	KILLINGWORTH	0	\$0.00
EDER	LEBANON	0	\$0.00
EDER	LEDYARD	0	\$0.00
EDER	LISBON	0	\$0.00
EDER	LITCHFIELD	21,055	\$1,052.75
EDER	LYME	0	\$0.00
EDER	MADISON	23,198	\$1,159.90
EDER	MANCHESTER	0	\$0.00
EDER	MANSFIELD	0	\$0.00
EDER	MARLBOROUGH	0	\$0.00
EDER	MERIDEN	271,546	\$13,577.30
EDER	MIDDLEBURY	17,086	\$854.30
EDER	MIDDLEFIELD	0	\$0.00
EDER	MIDDLETOWN	0	\$0.00
EDER	MILFORD	187,646	\$9,382.30
EDER	MONROE	41,339	\$2,066.95
EDER	MONTVILLE	0	\$0.00
EDER	MORRIS	12,090	\$604.50
EDER	NAUGATUCK	166,119	\$8,305.95
EDER	NEW BRITAIN	0	\$0.00
EDER	NEW CANAAN	4,714	\$235.70
EDER	NEW FAIRFIELD	16,362	\$818.10

EDER	NEW HARTFORD	16,700	\$835.00
EDER	NEW HAVEN	554,508	\$27,725.40
EDER	NEW LONDON	0	\$0.00
EDER	NEW MILFORD	114,706	\$5,735.30
EDER	NEWINGTON	0	\$0.00
EDER	NEWTOWN	44,147	\$2,207.35
EDER	NORFOLK	9,866	\$493.30
EDER	NORTH BRANFORD	47,416	\$2,370.80
EDER	NORTH CANAAN	49,810	\$2,490.50
EDER	NORTH HAVEN	86,188	\$4,309.40
EDER	NORTH STONINGTON	0	\$0.00
EDER	NORWALK	151,764	\$7,588.20
EDER	NORWICH	0	\$0.00
EDER	OLD LYME	0	\$0.00
EDER	OLD SAYBROOK	0	\$0.00
EDER	ORANGE	17,846	\$892.30
EDER	OXFORD	33,532	\$1,676.60
EDER	PLAINFIELD	0	\$0.00
EDER	PLAINVILLE	0	\$0.00
EDER	PLYMOUTH	56,500	\$2,825.00
EDER	POMFRET	0	\$0.00
EDER	PORTLAND	0	\$0.00
EDER	PRESTON	0	\$0.00
EDER	PROSPECT	23,690	\$1,184.50
EDER	PUTNAM	0	\$0.00
EDER	REDDING	9,032	\$451.60
EDER	RIDGEFIELD	24,395	\$1,219.75
EDER	ROCKY HILL	0	\$0.00
EDER	ROXBURY	1,086	\$54.30
EDER	SALEM	0	\$0.00
EDER	SALISBURY	11,494	\$574.70
EDER	SCOTLAND	0	\$0.00
EDER	SEYMOUR	82,312	\$4,115.60
EDER	SHARON	4,562	\$228.10
EDER	SHELTON	109,664	\$5,483.20
EDER	SHERMAN	744	\$37.20
EDER	SIMSBURY	0	\$0.00
EDER	SOMERS	0	\$0.00
EDER	SOUTH WINDSOR	0	\$0.00
EDER	SOUTHBURY	58,797	\$2,939.85
EDER	SOUTHINGTON	0	\$0.00
EDER	SPRAGUE	0	\$0.00
EDER	STAFFORD	0	\$0.00
EDER	STAMFORD	160,556	\$8,027.80
EDER	STERLING	0	\$0.00
EDER	STONINGTON	0	\$0.00
EDER	STRATFORD	164,652	\$8,232.60

EDER	SUFFIELD	0	\$0.00
EDER	THOMASTON	48,586	\$2,429.30
EDER	THOMPSON	0	\$0.00
EDER	TOLLAND	0	\$0.00
EDER	TORRINGTON	270,686	\$13,534.30
EDER	TRUMBULL	27,643	\$1,382.15
EDER	UNION	0	\$0.00
EDER	VERNON	0	\$0.00
EDER	VOLUNTOWN	0	\$0.00
EDER	WALLINGFORD	194,158	\$9,707.90
EDER	WARREN	7,090	\$354.50
EDER	WASHINGTON	5,394	\$269.70
EDER	WATERBURY	388,320	\$19,416.00
EDER	WATERFORD	0	\$0.00
EDER	WATERTOWN	79,044	\$3,952.20
EDER	WEST HARTFORD	0	\$0.00
EDER	WEST HAVEN	310,825	\$15,541.25
EDER	WESTBROOK	0	\$0.00
EDER	WESTON	1,662	\$83.10
EDER	WESTPORT	116,082	\$5,804.10
EDER	WETHERSFIELD	0	\$0.00
EDER	WILLINGTON	0	\$0.00
EDER	WILTON	7,014	\$350.70
EDER	WINCHESTER	113,438	\$5,671.90
EDER	WINDHAM	0	\$0.00
EDER	WINDSOR	0	\$0.00
EDER	WINDSOR LOCKS	0	\$0.00
EDER	WOLCOTT	77,726	\$3,886.30
EDER	WOODBIDGE	436	\$21.80
EDER	WOODBURY	31,480	\$1,574.00
EDER	WOODSTOCK	0	\$0.00

EDER - Total Enviro Fee:	\$298,525.00
---------------------------------	---------------------

Wholesaler	Town	NIP Count	Enviro Fee by Town
HDI	ANDOVER	0	\$0.00
HDI	ANSONIA	0	\$0.00
HDI	ASHFORD	0	\$0.00
HDI	AVON	0	\$0.00
HDI	BARKHAMSTED	0	\$0.00
HDI	BEACON FALLS	0	\$0.00
HDI	BERLIN	0	\$0.00
HDI	BETHANY	0	\$0.00
HDI	BETHEL	0	\$0.00
HDI	BETHLEHEM	0	\$0.00
HDI	BLOOMFIELD	0	\$0.00
HDI	BOLTON	0	\$0.00
HDI	BOZRAH	0	\$0.00
HDI	BRANFORD	0	\$0.00
HDI	BRIDGEPORT	0	\$0.00
HDI	BRIDGEWATER	0	\$0.00
HDI	BRISTOL	0	\$0.00
HDI	BROOKFIELD	0	\$0.00
HDI	BROOKLYN	0	\$0.00
HDI	BURLINGTON	0	\$0.00
HDI	CANAAN	0	\$0.00
HDI	CANTERBURY	0	\$0.00
HDI	CANTON	0	\$0.00
HDI	CHAPLIN	0	\$0.00
HDI	CHESHIRE	0	\$0.00
HDI	CHESTER	0	\$0.00
HDI	CLINTON	0	\$0.00
HDI	COLCHESTER	0	\$0.00
HDI	COLEBROOK	0	\$0.00
HDI	COLUMBIA	0	\$0.00
HDI	CORNWALL	0	\$0.00
HDI	COVENTRY	0	\$0.00
HDI	CROMWELL	0	\$0.00
HDI	DANBURY	0	\$0.00
HDI	DARIEN	0	\$0.00
HDI	DEEP RIVER	0	\$0.00
HDI	DERBY	0	\$0.00
HDI	DURHAM	0	\$0.00
HDI	EAST GRANBY	0	\$0.00
HDI	EAST HADDAM	0	\$0.00
HDI	EAST HAMPTON	0	\$0.00
HDI	EAST HARTFORD	0	\$0.00
HDI	EAST HAVEN	0	\$0.00
HDI	EAST LYME	0	\$0.00

HDI	EAST WINDSOR	0	\$0.00
HDI	EASTFORD	0	\$0.00
HDI	EASTON	0	\$0.00
HDI	ELLINGTON	0	\$0.00
HDI	ENFIELD	0	\$0.00
HDI	ESSEX	0	\$0.00
HDI	FAIRFIELD	0	\$0.00
HDI	FARMINGTON	0	\$0.00
HDI	FRANKLIN	0	\$0.00
HDI	GLASTONBURY	0	\$0.00
HDI	GOSHEN	0	\$0.00
HDI	GRANBY	0	\$0.00
HDI	GREENWICH	0	\$0.00
HDI	GRISWOLD	0	\$0.00
HDI	GROTON	0	\$0.00
HDI	GUILFORD	0	\$0.00
HDI	HADDAM	0	\$0.00
HDI	HAMDEN	0	\$0.00
HDI	HAMPTON	0	\$0.00
HDI	HARTFORD	0	\$0.00
HDI	HARTLAND	0	\$0.00
HDI	HARWINTON	0	\$0.00
HDI	HEBRON	0	\$0.00
HDI	KENT	0	\$0.00
HDI	KILLINGLY	0	\$0.00
HDI	KILLINGWORTH	0	\$0.00
HDI	LEBANON	0	\$0.00
HDI	LEDYARD	0	\$0.00
HDI	LISBON	0	\$0.00
HDI	LITCHFIELD	0	\$0.00
HDI	LYME	0	\$0.00
HDI	MADISON	0	\$0.00
HDI	MANCHESTER	0	\$0.00
HDI	MANSFIELD	0	\$0.00
HDI	MARLBOROUGH	0	\$0.00
HDI	MERIDEN	0	\$0.00
HDI	MIDDLEBURY	0	\$0.00
HDI	MIDDLEFIELD	0	\$0.00
HDI	MIDDLETOWN	0	\$0.00
HDI	MILFORD	0	\$0.00
HDI	MONROE	0	\$0.00
HDI	MONTVILLE	0	\$0.00
HDI	MORRIS	0	\$0.00
HDI	NAUGATUCK	0	\$0.00
HDI	NEW BRITAIN	0	\$0.00
HDI	NEW CANAAN	0	\$0.00
HDI	NEW FAIRFIELD	0	\$0.00

HDI	NEW HARTFORD	0	\$0.00
HDI	NEW HAVEN	0	\$0.00
HDI	NEW LONDON	0	\$0.00
HDI	NEW MILFORD	0	\$0.00
HDI	NEWINGTON	0	\$0.00
HDI	NEWTOWN	0	\$0.00
HDI	NORFOLK	0	\$0.00
HDI	NORTH BRANFORD	0	\$0.00
HDI	NORTH CANAAN	0	\$0.00
HDI	NORTH HAVEN	0	\$0.00
HDI	NORTH STONINGTON	0	\$0.00
HDI	NORWALK	0	\$0.00
HDI	NORWICH	0	\$0.00
HDI	OLD LYME	0	\$0.00
HDI	OLD SAYBROOK	0	\$0.00
HDI	ORANGE	0	\$0.00
HDI	OXFORD	0	\$0.00
HDI	PLAINFIELD	0	\$0.00
HDI	PLAINVILLE	0	\$0.00
HDI	PLYMOUTH	0	\$0.00
HDI	POMFRET	0	\$0.00
HDI	PORTLAND	0	\$0.00
HDI	PRESTON	0	\$0.00
HDI	PROSPECT	0	\$0.00
HDI	PUTNAM	0	\$0.00
HDI	REDDING	0	\$0.00
HDI	RIDGEFIELD	0	\$0.00
HDI	ROCKY HILL	0	\$0.00
HDI	ROXBURY	0	\$0.00
HDI	SALEM	0	\$0.00
HDI	SALISBURY	0	\$0.00
HDI	SCOTLAND	0	\$0.00
HDI	SEYMOUR	0	\$0.00
HDI	SHARON	0	\$0.00
HDI	SHELTON	0	\$0.00
HDI	SHERMAN	0	\$0.00
HDI	SIMSBURY	0	\$0.00
HDI	SOMERS	0	\$0.00
HDI	SOUTH WINDSOR	0	\$0.00
HDI	SOUTHBURY	0	\$0.00
HDI	SOUTHINGTON	0	\$0.00
HDI	SPRAGUE	0	\$0.00
HDI	STAFFORD	0	\$0.00
HDI	STAMFORD	0	\$0.00
HDI	STERLING	0	\$0.00
HDI	STONINGTON	0	\$0.00
HDI	STRATFORD	0	\$0.00

HDI	SUFFIELD	0	\$0.00
HDI	THOMASTON	0	\$0.00
HDI	THOMPSON	0	\$0.00
HDI	TOLLAND	0	\$0.00
HDI	TORRINGTON	0	\$0.00
HDI	TRUMBULL	0	\$0.00
HDI	UNION	0	\$0.00
HDI	VERNON	0	\$0.00
HDI	VOLUNTOWN	0	\$0.00
HDI	WALLINGFORD	0	\$0.00
HDI	WARREN	0	\$0.00
HDI	WASHINGTON	0	\$0.00
HDI	WATERBURY	0	\$0.00
HDI	WATERFORD	0	\$0.00
HDI	WATERTOWN	0	\$0.00
HDI	WEST HARTFORD	0	\$0.00
HDI	WEST HAVEN	0	\$0.00
HDI	WESTBROOK	0	\$0.00
HDI	WESTON	0	\$0.00
HDI	WESTPORT	0	\$0.00
HDI	WETHERSFIELD	0	\$0.00
HDI	WILLINGTON	0	\$0.00
HDI	WILTON	0	\$0.00
HDI	WINCHESTER	0	\$0.00
HDI	WINDHAM	0	\$0.00
HDI	WINDSOR	0	\$0.00
HDI	WINDSOR LOCKS	0	\$0.00
HDI	WOLCOTT	0	\$0.00
HDI	WOODBIDGE	0	\$0.00
HDI	WOODBURY	0	\$0.00
HDI	WOODSTOCK	0	\$0.00

HDI - Total Enviro Fee:

\$0.00

Wholesaler	Town	NIP Count	Enviro Fee by Town
HARTLEY	ANDOVER	0	\$0.00
HARTLEY	ANSONIA	20,092	\$1,004.60
HARTLEY	ASHFORD	11,652	\$582.60
HARTLEY	AVON	3,904	\$195.20
HARTLEY	BARKHAMSTED	5,600	\$280.00
HARTLEY	BEACON FALLS	982	\$49.10
HARTLEY	BERLIN	26,098	\$1,304.90
HARTLEY	BETHANY	1,450	\$72.50
HARTLEY	BETHEL	11,316	\$565.80
HARTLEY	BETHLEHEM	2,444	\$122.20
HARTLEY	BLOOMFIELD	22,669	\$1,133.45
HARTLEY	BOLTON	16,298	\$814.90
HARTLEY	BOZRAH	2,362	\$118.10
HARTLEY	BRANFORD	26,388	\$1,319.40
HARTLEY	BRIDGEPORT	132,578	\$6,628.90
HARTLEY	BRIDGEWATER	0	\$0.00
HARTLEY	BRISTOL	70,489	\$3,524.45
HARTLEY	BROOKFIELD	12,969	\$648.45
HARTLEY	BROOKLYN	9,996	\$499.80
HARTLEY	BURLINGTON	3,042	\$152.10
HARTLEY	CANAAN	6,351	\$317.55
HARTLEY	CANTERBURY	6,672	\$333.60
HARTLEY	CANTON	11,029	\$551.45
HARTLEY	CHAPLIN	6,628	\$331.40
HARTLEY	CHESHIRE	15,638	\$781.90
HARTLEY	CHESTER	3,386	\$169.30
HARTLEY	CLINTON	17,728	\$886.40
HARTLEY	COLCHESTER	22,550	\$1,127.50
HARTLEY	COLEBROOK	0	\$0.00
HARTLEY	COLUMBIA	4,274	\$213.70
HARTLEY	CORNWALL	0	\$0.00
HARTLEY	COVENTRY	14,306	\$715.30
HARTLEY	CROMWELL	46,509	\$2,325.45
HARTLEY	DANBURY	89,448	\$4,472.40
HARTLEY	DARIEN	4,416	\$220.80
HARTLEY	DEEP RIVER	4,280	\$214.00
HARTLEY	DERBY	15,164	\$758.20
HARTLEY	DURHAM	6,817	\$340.85
HARTLEY	EAST GRANBY	7,044	\$352.20
HARTLEY	EAST HADDAM	7,982	\$399.10
HARTLEY	EAST HAMPTON	12,657	\$632.85
HARTLEY	EAST HARTFORD	67,527	\$3,376.35
HARTLEY	EAST HAVEN	54,689	\$2,734.45
HARTLEY	EAST LYME	25,458	\$1,272.90

HARTLEY	EAST WINDSOR	20,226	\$1,011.30
HARTLEY	EASTFORD	0	\$0.00
HARTLEY	EASTON	0	\$0.00
HARTLEY	ELLINGTON	20,916	\$1,045.80
HARTLEY	ENFIELD	57,450	\$2,872.50
HARTLEY	ESSEX	12,607	\$630.35
HARTLEY	FAIRFIELD	27,461	\$1,373.05
HARTLEY	FARMINGTON	19,134	\$956.70
HARTLEY	FRANKLIN	5,000	\$250.00
HARTLEY	GLASTONBURY	14,881	\$744.05
HARTLEY	GOSHEN	898	\$44.90
HARTLEY	GRANBY	15,546	\$777.30
HARTLEY	GREENWICH	15,403	\$770.15
HARTLEY	GRISWOLD	23,252	\$1,162.60
HARTLEY	GROTON	60,403	\$3,020.15
HARTLEY	GUILFORD	10,390	\$519.50
HARTLEY	HADDAM	17,796	\$889.80
HARTLEY	HAMDEN	47,989	\$2,399.45
HARTLEY	HAMPTON	2,736	\$136.80
HARTLEY	HARTFORD	170,187	\$8,509.35
HARTLEY	HARTLAND	0	\$0.00
HARTLEY	HARWINTON	5,426	\$271.30
HARTLEY	HEBRON	13,552	\$677.60
HARTLEY	KENT	750	\$37.50
HARTLEY	KILLINGLY	27,672	\$1,383.60
HARTLEY	KILLINGWORTH	2,596	\$129.80
HARTLEY	LEBANON	756	\$37.80
HARTLEY	LEDYARD	23,360	\$1,168.00
HARTLEY	LISBON	0	\$0.00
HARTLEY	LITCHFIELD	3,336	\$166.80
HARTLEY	LYME	0	\$0.00
HARTLEY	MADISON	4,771	\$238.55
HARTLEY	MANCHESTER	96,826	\$4,841.30
HARTLEY	MANSFIELD	10,095	\$504.75
HARTLEY	MARLBOROUGH	8,238	\$411.90
HARTLEY	MERIDEN	83,360	\$4,168.00
HARTLEY	MIDDLEBURY	1,990	\$99.50
HARTLEY	MIDDLEFIELD	3,714	\$185.70
HARTLEY	MIDDLETOWN	53,328	\$2,666.40
HARTLEY	MILFORD	46,481	\$2,324.05
HARTLEY	MONROE	12,708	\$635.40
HARTLEY	MONTVILLE	22,241	\$1,112.05
HARTLEY	MORRIS	3,492	\$174.60
HARTLEY	NAUGATUCK	26,814	\$1,340.70
HARTLEY	NEW BRITAIN	85,996	\$4,299.80
HARTLEY	NEW CANAAN	3,288	\$164.40
HARTLEY	NEW FAIRFIELD	4,254	\$212.70

HARTLEY	NEW HARTFORD	1,362	\$68.10
HARTLEY	NEW HAVEN	96,392	\$4,819.60
HARTLEY	NEW LONDON	53,791	\$2,689.55
HARTLEY	NEW MILFORD	31,210	\$1,560.50
HARTLEY	NEWINGTON	24,140	\$1,207.00
HARTLEY	NEWTOWN	15,112	\$755.60
HARTLEY	NORFOLK	1,342	\$67.10
HARTLEY	NORTH BRANFORD	11,317	\$565.85
HARTLEY	NORTH CANAAN	0	\$0.00
HARTLEY	NORTH HAVEN	21,610	\$1,080.50
HARTLEY	NORTH STONINGTON	8,937	\$446.85
HARTLEY	NORWALK	64,588	\$3,229.40
HARTLEY	NORWICH	93,675	\$4,683.75
HARTLEY	OLD LYME	7,540	\$377.00
HARTLEY	OLD SAYBROOK	11,075	\$553.75
HARTLEY	ORANGE	6,600	\$330.00
HARTLEY	OXFORD	4,790	\$239.50
HARTLEY	PLAINFIELD	35,440	\$1,772.00
HARTLEY	PLAINVILLE	25,359	\$1,267.95
HARTLEY	PLYMOUTH	10,902	\$545.10
HARTLEY	POMFRET	946	\$47.30
HARTLEY	PORTLAND	10,383	\$519.15
HARTLEY	PRESTON	5,708	\$285.40
HARTLEY	PROSPECT	4,480	\$224.00
HARTLEY	PUTNAM	21,703	\$1,085.15
HARTLEY	REDDING	3,731	\$186.55
HARTLEY	RIDGEFIELD	6,613	\$330.65
HARTLEY	ROCKY HILL	21,356	\$1,067.80
HARTLEY	ROXBURY	651	\$32.55
HARTLEY	SALEM	6,894	\$344.70
HARTLEY	SALISBURY	370	\$18.50
HARTLEY	SCOTLAND	2,788	\$139.40
HARTLEY	SEYMOUR	11,148	\$557.40
HARTLEY	SHARON	4,173	\$208.65
HARTLEY	SHELTON	34,271	\$1,713.55
HARTLEY	SHERMAN	384	\$19.20
HARTLEY	SIMSBURY	17,484	\$874.20
HARTLEY	SOMERS	7,724	\$386.20
HARTLEY	SOUTH WINDSOR	23,220	\$1,161.00
HARTLEY	SOUTHBURY	11,233	\$561.65
HARTLEY	SOUTHINGTON	35,520	\$1,776.00
HARTLEY	SPRAGUE	3,020	\$151.00
HARTLEY	STAFFORD	20,096	\$1,004.80
HARTLEY	STAMFORD	56,159	\$2,807.95
HARTLEY	STERLING	1,216	\$60.80
HARTLEY	STONINGTON	13,284	\$664.20
HARTLEY	STRATFORD	43,422	\$2,171.10

HARTLEY	SUFFIELD	8,827	\$441.35
HARTLEY	THOMASTON	10,154	\$507.70
HARTLEY	THOMPSON	16,809	\$840.45
HARTLEY	TOLLAND	8,982	\$449.10
HARTLEY	TORRINGTON	38,988	\$1,949.40
HARTLEY	TRUMBULL	9,951	\$497.55
HARTLEY	UNION	0	\$0.00
HARTLEY	VERNON	47,771	\$2,388.55
HARTLEY	VOLUNTOWN	4,246	\$212.30
HARTLEY	WALLINGFORD	43,719	\$2,185.95
HARTLEY	WARREN	1,680	\$84.00
HARTLEY	WASHINGTON	962	\$48.10
HARTLEY	WATERBURY	135,862	\$6,793.10
HARTLEY	WATERFORD	26,196	\$1,309.80
HARTLEY	WATERTOWN	18,264	\$913.20
HARTLEY	WEST HARTFORD	44,817	\$2,240.85
HARTLEY	WEST HAVEN	60,667	\$3,033.35
HARTLEY	WESTBROOK	7,640	\$382.00
HARTLEY	WESTON	458	\$22.90
HARTLEY	WESTPORT	9,072	\$453.60
HARTLEY	WETHERSFIELD	27,164	\$1,358.20
HARTLEY	WILLINGTON	4,254	\$212.70
HARTLEY	WILTON	3,373	\$168.65
HARTLEY	WINCHESTER	20,838	\$1,041.90
HARTLEY	WINDHAM	35,305	\$1,765.25
HARTLEY	WINDSOR	25,557	\$1,277.85
HARTLEY	WINDSOR LOCKS	22,656	\$1,132.80
HARTLEY	WOLCOTT	17,998	\$899.90
HARTLEY	WOODBRIIDGE	800	\$40.00
HARTLEY	WOODBURY	6,392	\$319.60
HARTLEY	WOODSTOCK	0	\$0.00

HARTLEY - Total Enviro Fee:	\$173,538.10
------------------------------------	---------------------

Wholesaler	Town	NIP Count	Enviro Fee by Town
NORTHEAST	ANDOVER	11,652	\$582.60
NORTHEAST	ANSONIA	77,832	\$3,891.60
NORTHEAST	ASHFORD	31,560	\$1,578.00
NORTHEAST	AVON	23,196	\$1,159.80
NORTHEAST	BARKHAMSTED	11,040	\$552.00
NORTHEAST	BEACON FALLS	7,320	\$366.00
NORTHEAST	BERLIN	77,256	\$3,862.80
NORTHEAST	BETHANY	10,068	\$503.40
NORTHEAST	BETHEL	61,608	\$3,080.40
NORTHEAST	BETHLEHEM	1,932	\$96.60
NORTHEAST	BLOOMFIELD	36,108	\$1,805.40
NORTHEAST	BOLTON	24,264	\$1,213.20
NORTHEAST	BOZRAH	9,480	\$474.00
NORTHEAST	BRANFORD	118,764	\$5,938.20
NORTHEAST	BRIDGEPORT	319,200	\$15,960.00
NORTHEAST	BRIDGEWATER	0	\$0.00
NORTHEAST	BRISTOL	323,736	\$16,186.80
NORTHEAST	BROOKFIELD	45,852	\$2,292.60
NORTHEAST	BROOKLYN	62,556	\$3,127.80
NORTHEAST	BURLINGTON	23,676	\$1,183.80
NORTHEAST	CANAAN	27,252	\$1,362.60
NORTHEAST	CANTERBURY	27,576	\$1,378.80
NORTHEAST	CANTON	31,320	\$1,566.00
NORTHEAST	CHAPLIN	20,760	\$1,038.00
NORTHEAST	CHESHIRE	56,316	\$2,815.80
NORTHEAST	CHESTER	5,544	\$277.20
NORTHEAST	CLINTON	55,980	\$2,799.00
NORTHEAST	COLCHESTER	80,652	\$4,032.60
NORTHEAST	COLEBROOK	0	\$0.00
NORTHEAST	COLUMBIA	20,220	\$1,011.00
NORTHEAST	CORNWALL	5,664	\$283.20
NORTHEAST	COVENTRY	44,328	\$2,216.40
NORTHEAST	CROMWELL	79,092	\$3,954.60
NORTHEAST	DANBURY	256,020	\$12,801.00
NORTHEAST	DARIEN	13,524	\$676.20
NORTHEAST	DEEP RIVER	38,160	\$1,908.00
NORTHEAST	DERBY	66,468	\$3,323.40
NORTHEAST	DURHAM	31,476	\$1,573.80
NORTHEAST	EAST GRANBY	32,148	\$1,607.40
NORTHEAST	EAST HADDAM	23,100	\$1,155.00
NORTHEAST	EAST HAMPTON	73,572	\$3,678.60
NORTHEAST	EAST HARTFORD	135,552	\$6,777.60
NORTHEAST	EAST HAVEN	105,084	\$5,254.20
NORTHEAST	EAST LYME	57,168	\$2,858.40

NORTHEAST	EAST WINDSOR	80,532	\$4,026.60
NORTHEAST	EASTFORD	0	\$0.00
NORTHEAST	EASTON	0	\$0.00
NORTHEAST	ELLINGTON	56,460	\$2,823.00
NORTHEAST	ENFIELD	234,240	\$11,712.00
NORTHEAST	ESSEX	24,180	\$1,209.00
NORTHEAST	FAIRFIELD	162,408	\$8,120.40
NORTHEAST	FARMINGTON	65,304	\$3,265.20
NORTHEAST	FRANKLIN	21,000	\$1,050.00
NORTHEAST	GLASTONBURY	64,692	\$3,234.60
NORTHEAST	GOSHEN	2,592	\$129.60
NORTHEAST	GRANBY	34,248	\$1,712.40
NORTHEAST	GREENWICH	25,128	\$1,256.40
NORTHEAST	GRISWOLD	76,668	\$3,833.40
NORTHEAST	GROTON	262,824	\$13,141.20
NORTHEAST	GUILFORD	31,236	\$1,561.80
NORTHEAST	HADDAM	37,548	\$1,877.40
NORTHEAST	HAMDEN	174,408	\$8,720.40
NORTHEAST	HAMPTON	14,880	\$744.00
NORTHEAST	HARTFORD	239,340	\$11,967.00
NORTHEAST	HARTLAND	0	\$0.00
NORTHEAST	HARWINTON	15,096	\$754.80
NORTHEAST	HEBRON	31,200	\$1,560.00
NORTHEAST	KENT	4,104	\$205.20
NORTHEAST	KILLINGLY	170,700	\$8,535.00
NORTHEAST	KILLINGWORTH	12,840	\$642.00
NORTHEAST	LEBANON	6,300	\$315.00
NORTHEAST	LEDYARD	72,252	\$3,612.60
NORTHEAST	LISBON	28,716	\$1,435.80
NORTHEAST	LITCHFIELD	13,848	\$692.40
NORTHEAST	LYME	0	\$0.00
NORTHEAST	MADISON	30,480	\$1,524.00
NORTHEAST	MANCHESTER	245,052	\$12,252.60
NORTHEAST	MANSFIELD	135,888	\$6,794.40
NORTHEAST	MARLBOROUGH	20,040	\$1,002.00
NORTHEAST	MERIDEN	186,996	\$9,349.80
NORTHEAST	MIDDLEBURY	11,520	\$576.00
NORTHEAST	MIDDLEFIELD	31,908	\$1,595.40
NORTHEAST	MIDDLETOWN	171,132	\$8,556.60
NORTHEAST	MILFORD	204,780	\$10,239.00
NORTHEAST	MONROE	54,624	\$2,731.20
NORTHEAST	MONTVILLE	97,452	\$4,872.60
NORTHEAST	MORRIS	4,920	\$246.00
NORTHEAST	NAUGATUCK	124,368	\$6,218.40
NORTHEAST	NEW BRITAIN	250,092	\$12,504.60
NORTHEAST	NEW CANAAN	4,740	\$237.00
NORTHEAST	NEW FAIRFIELD	26,160	\$1,308.00

NORTHEAST	NEW HARTFORD	5,796	\$289.80
NORTHEAST	NEW HAVEN	301,764	\$15,088.20
NORTHEAST	NEW LONDON	181,788	\$9,089.40
NORTHEAST	NEW MILFORD	133,668	\$6,683.40
NORTHEAST	NEWINGTON	122,832	\$6,141.60
NORTHEAST	NEWTOWN	64,152	\$3,207.60
NORTHEAST	NORFOLK	3,120	\$156.00
NORTHEAST	NORTH BRANFORD	59,208	\$2,960.40
NORTHEAST	NORTH CANAAN	0	\$0.00
NORTHEAST	NORTH HAVEN	67,908	\$3,395.40
NORTHEAST	NORTH STONINGTON	75,672	\$3,783.60
NORTHEAST	NORWALK	229,152	\$11,457.60
NORTHEAST	NORWICH	267,312	\$13,365.60
NORTHEAST	OLD LYME	26,124	\$1,306.20
NORTHEAST	OLD SAYBROOK	60,120	\$3,006.00
NORTHEAST	ORANGE	23,628	\$1,181.40
NORTHEAST	OXFORD	20,400	\$1,020.00
NORTHEAST	PLAINFIELD	190,344	\$9,517.20
NORTHEAST	PLAINVILLE	68,724	\$3,436.20
NORTHEAST	PLYMOUTH	30,720	\$1,536.00
NORTHEAST	POMFRET	5,676	\$283.80
NORTHEAST	PORTLAND	35,352	\$1,767.60
NORTHEAST	PRESTON	37,116	\$1,855.80
NORTHEAST	PROSPECT	24,312	\$1,215.60
NORTHEAST	PUTNAM	131,952	\$6,597.60
NORTHEAST	REDDING	6,000	\$300.00
NORTHEAST	RIDGEFIELD	19,500	\$975.00
NORTHEAST	ROCKY HILL	49,176	\$2,458.80
NORTHEAST	ROXBURY	1,920	\$96.00
NORTHEAST	SALEM	33,144	\$1,657.20
NORTHEAST	SALISBURY	1,668	\$83.40
NORTHEAST	SCOTLAND	7,452	\$372.60
NORTHEAST	SEYMOUR	55,932	\$2,796.60
NORTHEAST	SHARON	4,440	\$222.00
NORTHEAST	SHELTON	121,596	\$6,079.80
NORTHEAST	SHERMAN	2,616	\$130.80
NORTHEAST	SIMSBURY	39,852	\$1,992.60
NORTHEAST	SOMERS	31,632	\$1,581.60
NORTHEAST	SOUTH WINDSOR	82,788	\$4,139.40
NORTHEAST	SOUTHBURY	59,376	\$2,968.80
NORTHEAST	SOUTHINGTON	171,444	\$8,572.20
NORTHEAST	SPRAGUE	15,120	\$756.00
NORTHEAST	STAFFORD	62,520	\$3,126.00
NORTHEAST	STAMFORD	176,232	\$8,811.60
NORTHEAST	STERLING	10,692	\$534.60
NORTHEAST	STONINGTON	81,144	\$4,057.20
NORTHEAST	STRATFORD	170,676	\$8,533.80

NORTHEAST	SUFFIELD	42,540	\$2,127.00
NORTHEAST	THOMASTON	30,984	\$1,549.20
NORTHEAST	THOMPSON	72,276	\$3,613.80
NORTHEAST	TOLLAND	48,552	\$2,427.60
NORTHEAST	TORRINGTON	116,784	\$5,839.20
NORTHEAST	TRUMBULL	46,332	\$2,316.60
NORTHEAST	UNION	0	\$0.00
NORTHEAST	VERNON	151,140	\$7,557.00
NORTHEAST	VOLUNTOWN	25,572	\$1,278.60
NORTHEAST	WALLINGFORD	199,224	\$9,961.20
NORTHEAST	WARREN	0	\$0.00
NORTHEAST	WASHINGTON	6,192	\$309.60
NORTHEAST	WATERBURY	333,168	\$16,658.40
NORTHEAST	WATERFORD	120,756	\$6,037.80
NORTHEAST	WATERTOWN	81,252	\$4,062.60
NORTHEAST	WEST HARTFORD	125,616	\$6,280.80
NORTHEAST	WEST HAVEN	181,836	\$9,091.80
NORTHEAST	WESTBROOK	37,344	\$1,867.20
NORTHEAST	WESTON	1,920	\$96.00
NORTHEAST	WESTPORT	17,904	\$895.20
NORTHEAST	WETHERSFIELD	65,772	\$3,288.60
NORTHEAST	WILLINGTON	12,588	\$629.40
NORTHEAST	WILTON	8,880	\$444.00
NORTHEAST	WINCHESTER	61,668	\$3,083.40
NORTHEAST	WINDHAM	106,872	\$5,343.60
NORTHEAST	WINDSOR	49,356	\$2,467.80
NORTHEAST	WINDSOR LOCKS	112,476	\$5,623.80
NORTHEAST	WOLCOTT	63,012	\$3,150.60
NORTHEAST	WOODBRIIDGE	0	\$0.00
NORTHEAST	WOODBURY	23,088	\$1,154.40
NORTHEAST	WOODSTOCK	120	\$6.00

NORTHEAST - Total Enviro Fee:	\$582,097.80
--------------------------------------	---------------------

Wholesaler	Town	NIP Count	Enviro Fee by Town
OPICI	ANDOVER	0	\$0.00
OPICI	ANSONIA	60	\$3.00
OPICI	ASHFORD	0	\$0.00
OPICI	AVON	0	\$0.00
OPICI	BARKHAMSTED	0	\$0.00
OPICI	BEACON FALLS	0	\$0.00
OPICI	BERLIN	0	\$0.00
OPICI	BETHANY	0	\$0.00
OPICI	BETHEL	84	\$4.20
OPICI	BETHLEHEM	0	\$0.00
OPICI	BLOOMFIELD	0	\$0.00
OPICI	BOLTON	0	\$0.00
OPICI	BOZRAH	0	\$0.00
OPICI	BRANFORD	252	\$12.60
OPICI	BRIDGEPORT	360	\$18.00
OPICI	BRIDGEWATER	0	\$0.00
OPICI	BRISTOL	0	\$0.00
OPICI	BROOKFIELD	0	\$0.00
OPICI	BROOKLYN	0	\$0.00
OPICI	BURLINGTON	0	\$0.00
OPICI	CANAAN	0	\$0.00
OPICI	CANTERBURY	48	\$2.40
OPICI	CANTON	0	\$0.00
OPICI	CHAPLIN	0	\$0.00
OPICI	CHESHIRE	60	\$3.00
OPICI	CHESTER	720	\$36.00
OPICI	CLINTON	60	\$3.00
OPICI	COLCHESTER	0	\$0.00
OPICI	COLEBROOK	0	\$0.00
OPICI	COLUMBIA	0	\$0.00
OPICI	CORNWALL	0	\$0.00
OPICI	COVENTRY	0	\$0.00
OPICI	CROMWELL	60	\$3.00
OPICI	DANBURY	312	\$15.60
OPICI	DARIEN	0	\$0.00
OPICI	DEEP RIVER	24	\$1.20
OPICI	DERBY	144	\$7.20
OPICI	DURHAM	0	\$0.00
OPICI	EAST GRANBY	0	\$0.00
OPICI	EAST HADDAM	0	\$0.00
OPICI	EAST HAMPTON	0	\$0.00
OPICI	EAST HARTFORD	0	\$0.00
OPICI	EAST HAVEN	120	\$6.00
OPICI	EAST LYME	120	\$6.00

OPICI	EAST WINDSOR	0	\$0.00
OPICI	EASTFORD	0	\$0.00
OPICI	EASTON	0	\$0.00
OPICI	ELLINGTON	0	\$0.00
OPICI	ENFIELD	0	\$0.00
OPICI	ESSEX	0	\$0.00
OPICI	FAIRFIELD	660	\$33.00
OPICI	FARMINGTON	0	\$0.00
OPICI	FRANKLIN	0	\$0.00
OPICI	GLASTONBURY	0	\$0.00
OPICI	GOSHEN	0	\$0.00
OPICI	GRANBY	0	\$0.00
OPICI	GREENWICH	240	\$12.00
OPICI	GRISWOLD	0	\$0.00
OPICI	GROTON	420	\$21.00
OPICI	GUILFORD	0	\$0.00
OPICI	HADDAM	0	\$0.00
OPICI	HAMDEN	120	\$6.00
OPICI	HAMPTON	0	\$0.00
OPICI	HARTFORD	0	\$0.00
OPICI	HARTLAND	0	\$0.00
OPICI	HARWINTON	60	\$3.00
OPICI	HEBRON	0	\$0.00
OPICI	KENT	0	\$0.00
OPICI	KILLINGLY	0	\$0.00
OPICI	KILLINGWORTH	0	\$0.00
OPICI	LEBANON	0	\$0.00
OPICI	LEDYARD	0	\$0.00
OPICI	LISBON	0	\$0.00
OPICI	LITCHFIELD	132	\$6.60
OPICI	LYME	0	\$0.00
OPICI	MADISON	180	\$9.00
OPICI	MANCHESTER	0	\$0.00
OPICI	MANSFIELD	0	\$0.00
OPICI	MARLBOROUGH	0	\$0.00
OPICI	MERIDEN	0	\$0.00
OPICI	MIDDLEBURY	72	\$3.60
OPICI	MIDDLEFIELD	0	\$0.00
OPICI	MIDDLETOWN	60	\$3.00
OPICI	MILFORD	21,946	\$1,097.30
OPICI	MONROE	0	\$0.00
OPICI	MONTVILLE	0	\$0.00
OPICI	MORRIS	60	\$3.00
OPICI	NAUGATUCK	12	\$0.60
OPICI	NEW BRITAIN	0	\$0.00
OPICI	NEW CANAAN	60	\$3.00
OPICI	NEW FAIRFIELD	0	\$0.00

OPICI	NEW HARTFORD	0	\$0.00
OPICI	NEW HAVEN	240	\$12.00
OPICI	NEW LONDON	120	\$6.00
OPICI	NEW MILFORD	60	\$3.00
OPICI	NEWINGTON	0	\$0.00
OPICI	NEWTOWN	60	\$3.00
OPICI	NORFOLK	0	\$0.00
OPICI	NORTH BRANFORD	0	\$0.00
OPICI	NORTH CANAAN	0	\$0.00
OPICI	NORTH HAVEN	120	\$6.00
OPICI	NORTH STONINGTON	0	\$0.00
OPICI	NORWALK	14,538	\$726.90
OPICI	NORWICH	84	\$4.20
OPICI	OLD LYME	0	\$0.00
OPICI	OLD SAYBROOK	144	\$7.20
OPICI	ORANGE	0	\$0.00
OPICI	OXFORD	60	\$3.00
OPICI	PLAINFIELD	84	\$4.20
OPICI	PLAINVILLE	0	\$0.00
OPICI	PLYMOUTH	0	\$0.00
OPICI	POMFRET	0	\$0.00
OPICI	PORTLAND	0	\$0.00
OPICI	PRESTON	0	\$0.00
OPICI	PROSPECT	0	\$0.00
OPICI	PUTNAM	0	\$0.00
OPICI	REDDING	60	\$3.00
OPICI	RIDGEFIELD	240	\$12.00
OPICI	ROCKY HILL	0	\$0.00
OPICI	ROXBURY	0	\$0.00
OPICI	SALEM	0	\$0.00
OPICI	SALISBURY	0	\$0.00
OPICI	SCOTLAND	0	\$0.00
OPICI	SEYMOUR	0	\$0.00
OPICI	SHARON	0	\$0.00
OPICI	SHELTON	12	\$0.60
OPICI	SHERMAN	0	\$0.00
OPICI	SIMSBURY	0	\$0.00
OPICI	SOMERS	0	\$0.00
OPICI	SOUTH WINDSOR	0	\$0.00
OPICI	SOUTHBURY	120	\$6.00
OPICI	SOUTHINGTON	264	\$13.20
OPICI	SPRAGUE	0	\$0.00
OPICI	STAFFORD	0	\$0.00
OPICI	STAMFORD	120	\$6.00
OPICI	STERLING	0	\$0.00
OPICI	STONINGTON	300	\$15.00
OPICI	STRATFORD	960	\$48.00

OPICI	SUFFIELD	0	\$0.00
OPICI	THOMASTON	120	\$6.00
OPICI	THOMPSON	0	\$0.00
OPICI	TOLLAND	0	\$0.00
OPICI	TORRINGTON	60	\$3.00
OPICI	TRUMBULL	210	\$10.50
OPICI	UNION	0	\$0.00
OPICI	VERNON	0	\$0.00
OPICI	VOLUNTOWN	0	\$0.00
OPICI	WALLINGFORD	240	\$12.00
OPICI	WARREN	0	\$0.00
OPICI	WASHINGTON	0	\$0.00
OPICI	WATERBURY	0	\$0.00
OPICI	WATERFORD	0	\$0.00
OPICI	WATERTOWN	60	\$3.00
OPICI	WEST HARTFORD	120	\$6.00
OPICI	WEST HAVEN	180	\$9.00
OPICI	WESTBROOK	84	\$4.20
OPICI	WESTON	0	\$0.00
OPICI	WESTPORT	180	\$9.00
OPICI	WETHERSFIELD	0	\$0.00
OPICI	WILLINGTON	0	\$0.00
OPICI	WILTON	0	\$0.00
OPICI	WINCHESTER	0	\$0.00
OPICI	WINDHAM	0	\$0.00
OPICI	WINDSOR	0	\$0.00
OPICI	WINDSOR LOCKS	0	\$0.00
OPICI	WOLCOTT	0	\$0.00
OPICI	WOODBIDGE	0	\$0.00
OPICI	WOODBURY	0	\$0.00
OPICI	WOODSTOCK	0	\$0.00

OPICI - Total Enviro Fee:

\$2,264.30

Wholesaler	Town	NIP Count	Enviro Fee by Town
SLOCUM	ANDOVER	0	\$0.00
SLOCUM	ANSONIA	120	\$6.00
SLOCUM	ASHFORD	116	\$5.80
SLOCUM	AVON	17	\$0.85
SLOCUM	BARKHAMSTED	0	\$0.00
SLOCUM	BEACON FALLS	0	\$0.00
SLOCUM	BERLIN	50	\$2.50
SLOCUM	BETHANY	0	\$0.00
SLOCUM	BETHEL	1,003	\$50.15
SLOCUM	BETHLEHEM	0	\$0.00
SLOCUM	BLOOMFIELD	0	\$0.00
SLOCUM	BOLTON	30	\$1.50
SLOCUM	BOZRAH	0	\$0.00
SLOCUM	BRANFORD	1,475	\$73.75
SLOCUM	BRIDGEPORT	1,744	\$87.20
SLOCUM	BRIDGEWATER	0	\$0.00
SLOCUM	BRISTOL	299	\$14.95
SLOCUM	BROOKFIELD	30	\$1.50
SLOCUM	BROOKLYN	758	\$37.90
SLOCUM	BURLINGTON	242	\$12.10
SLOCUM	CANAAN	0	\$0.00
SLOCUM	CANTERBURY	10	\$0.50
SLOCUM	CANTON	20	\$1.00
SLOCUM	CHAPLIN	0	\$0.00
SLOCUM	CHESHIRE	620	\$31.00
SLOCUM	CHESTER	55	\$2.75
SLOCUM	CLINTON	298	\$14.90
SLOCUM	COLCHESTER	2	\$0.10
SLOCUM	COLEBROOK	0	\$0.00
SLOCUM	COLUMBIA	0	\$0.00
SLOCUM	CORNWALL	0	\$0.00
SLOCUM	COVENTRY	10	\$0.50
SLOCUM	CROMWELL	188	\$9.40
SLOCUM	DANBURY	2,609	\$130.45
SLOCUM	DARIEN	34	\$1.70
SLOCUM	DEEP RIVER	120	\$6.00
SLOCUM	DERBY	600	\$30.00
SLOCUM	DURHAM	840	\$42.00
SLOCUM	EAST GRANBY	0	\$0.00
SLOCUM	EAST HADDAM	360	\$18.00
SLOCUM	EAST HAMPTON	0	\$0.00
SLOCUM	EAST HARTFORD	1,260	\$63.00
SLOCUM	EAST HAVEN	1,024	\$51.20
SLOCUM	EAST LYME	108	\$5.40

SLOCUM	EAST WINDSOR	145	\$7.25
SLOCUM	EASTFORD	0	\$0.00
SLOCUM	EASTON	0	\$0.00
SLOCUM	ELLINGTON	0	\$0.00
SLOCUM	ENFIELD	150	\$7.50
SLOCUM	ESSEX	0	\$0.00
SLOCUM	FAIRFIELD	1,213	\$60.65
SLOCUM	FARMINGTON	1,101	\$55.05
SLOCUM	FRANKLIN	24	\$1.20
SLOCUM	GLASTONBURY	766	\$38.30
SLOCUM	GOSHEN	0	\$0.00
SLOCUM	GRANBY	116	\$5.80
SLOCUM	GREENWICH	72	\$3.60
SLOCUM	GRISWOLD	168	\$8.40
SLOCUM	GROTON	634	\$31.70
SLOCUM	GUILFORD	0	\$0.00
SLOCUM	HADDAM	295	\$14.75
SLOCUM	HAMDEN	1,944	\$97.20
SLOCUM	HAMPTON	0	\$0.00
SLOCUM	HARTFORD	1,246	\$62.30
SLOCUM	HARTLAND	0	\$0.00
SLOCUM	HARWINTON	240	\$12.00
SLOCUM	HEBRON	0	\$0.00
SLOCUM	KENT	0	\$0.00
SLOCUM	KILLINGLY	0	\$0.00
SLOCUM	KILLINGWORTH	120	\$6.00
SLOCUM	LEBANON	0	\$0.00
SLOCUM	LEDYARD	320	\$16.00
SLOCUM	LISBON	0	\$0.00
SLOCUM	LITCHFIELD	564	\$28.20
SLOCUM	LYME	0	\$0.00
SLOCUM	MADISON	341	\$17.05
SLOCUM	MANCHESTER	1,112	\$55.60
SLOCUM	MANSFIELD	21	\$1.05
SLOCUM	MARLBOROUGH	20	\$1.00
SLOCUM	MERIDEN	1,357	\$67.85
SLOCUM	MIDDLEBURY	0	\$0.00
SLOCUM	MIDDLEFIELD	0	\$0.00
SLOCUM	MIDDLETOWN	360	\$18.00
SLOCUM	MILFORD	2,622	\$131.10
SLOCUM	MONROE	427	\$21.35
SLOCUM	MONTVILLE	408	\$20.40
SLOCUM	MORRIS	364	\$18.20
SLOCUM	NAUGATUCK	307	\$15.35
SLOCUM	NEW BRITAIN	768	\$38.40
SLOCUM	NEW CANAAN	120	\$6.00
SLOCUM	NEW FAIRFIELD	0	\$0.00

SLOCUM	NEW HARTFORD	6	\$0.30
SLOCUM	NEW HAVEN	1,760	\$88.00
SLOCUM	NEW LONDON	15	\$0.75
SLOCUM	NEW MILFORD	1,641	\$82.05
SLOCUM	NEWINGTON	418	\$20.90
SLOCUM	NEWTOWN	984	\$49.20
SLOCUM	NORFOLK	0	\$0.00
SLOCUM	NORTH BRANFORD	310	\$15.50
SLOCUM	NORTH CANAAN	0	\$0.00
SLOCUM	NORTH HAVEN	2,815	\$140.75
SLOCUM	NORTH STONINGTON	36	\$1.80
SLOCUM	NORWALK	1,157	\$57.85
SLOCUM	NORWICH	2,310	\$115.50
SLOCUM	OLD LYME	0	\$0.00
SLOCUM	OLD SAYBROOK	96	\$4.80
SLOCUM	ORANGE	832	\$41.60
SLOCUM	OXFORD	117	\$5.85
SLOCUM	PLAINFIELD	723	\$36.15
SLOCUM	PLAINVILLE	600	\$30.00
SLOCUM	PLYMOUTH	96	\$4.80
SLOCUM	POMFRET	0	\$0.00
SLOCUM	PORTLAND	690	\$34.50
SLOCUM	PRESTON	0	\$0.00
SLOCUM	PROSPECT	135	\$6.75
SLOCUM	PUTNAM	1,010	\$50.50
SLOCUM	REDDING	35	\$1.75
SLOCUM	RIDGEFIELD	0	\$0.00
SLOCUM	ROCKY HILL	20	\$1.00
SLOCUM	ROXBURY	45	\$2.25
SLOCUM	SALEM	10	\$0.50
SLOCUM	SALISBURY	6	\$0.30
SLOCUM	SCOTLAND	0	\$0.00
SLOCUM	SEYMOUR	241	\$12.05
SLOCUM	SHARON	0	\$0.00
SLOCUM	SHELTON	2,060	\$103.00
SLOCUM	SHERMAN	0	\$0.00
SLOCUM	SIMSBURY	2,580	\$129.00
SLOCUM	SOMERS	120	\$6.00
SLOCUM	SOUTH WINDSOR	0	\$0.00
SLOCUM	SOUTHBURY	436	\$21.80
SLOCUM	SOUTHINGTON	75	\$3.75
SLOCUM	SPRAGUE	0	\$0.00
SLOCUM	STAFFORD	55	\$2.75
SLOCUM	STAMFORD	875	\$43.75
SLOCUM	STERLING	0	\$0.00
SLOCUM	STONINGTON	0	\$0.00
SLOCUM	STRATFORD	237	\$11.85

SLOCUM	SUFFIELD	60	\$3.00
SLOCUM	THOMASTON	197	\$9.85
SLOCUM	THOMPSON	2,351	\$117.55
SLOCUM	TOLLAND	600	\$30.00
SLOCUM	TORRINGTON	430	\$21.50
SLOCUM	TRUMBULL	5,094	\$254.70
SLOCUM	UNION	0	\$0.00
SLOCUM	VERNON	144	\$7.20
SLOCUM	VOLUNTOWN	0	\$0.00
SLOCUM	WALLINGFORD	1,810	\$90.50
SLOCUM	WARREN	0	\$0.00
SLOCUM	WASHINGTON	37	\$1.85
SLOCUM	WATERBURY	374	\$18.70
SLOCUM	WATERFORD	165	\$8.25
SLOCUM	WATERTOWN	419	\$20.95
SLOCUM	WEST HARTFORD	3,643	\$182.15
SLOCUM	WEST HAVEN	4,000	\$200.00
SLOCUM	WESTBROOK	72	\$3.60
SLOCUM	WESTON	0	\$0.00
SLOCUM	WESTPORT	1,708	\$85.40
SLOCUM	WETHERSFIELD	90	\$4.50
SLOCUM	WILLINGTON	288	\$14.40
SLOCUM	WILTON	161	\$8.05
SLOCUM	WINCHESTER	0	\$0.00
SLOCUM	WINDHAM	120	\$6.00
SLOCUM	WINDSOR	120	\$6.00
SLOCUM	WINDSOR LOCKS	130	\$6.50
SLOCUM	WOLCOTT	188	\$9.40
SLOCUM	WOODBIDGE	1	\$0.05
SLOCUM	WOODBURY	1,512	\$75.60
SLOCUM	WOODSTOCK	0	\$0.00

SLOCUM - Total Enviro Fee:	\$3,882.35
-----------------------------------	-------------------

Instructions:

1) Collect data to match the column headings below

See example below or ASG_DATA larger sample

2) Copy data (Customer Zipcode, City, Cases by Zip Code, Enviro Fee by Zip Code) to cell C2 in the data tab for your company; ie Hartley to copy to HARTLEY_DATA cell C2

3) The total due for each wholesaler will appear in cell E1 of your company sheet; ie ASG cell E1 = 3

4) All Wholesaler Data will accumulate to WSWC-ALL tab by Town

5) WSWC (Vicki) will cut one check per town for all wholesalers

(Hidden Column)	(Pre-populated)	Customer Zip Code	City	Cases by Zip Code
	ASG	06232	Andover	16.30
		06278	Ashford	23.10
		06001	Avon	15.85
		06037	Berlin	66.70
		06023	Berlin	5.50
		06002	Bloomfield	54.90
		06043	Bolton	48.00

19,641.10

**Enviro Fee
by Zip Code**

97.80
138.60
95.20
400.15
32.90
329.50
288.00

RESOLUTION
REGARDING REVENUES RECEIVED FROM
BEVERAGE CONTAINER SURCHARGES

WHEREAS: The State of Connecticut enacted Public Act No. 21-58 “*An Act Concerning Solid Waste Management*” on June 16, 2021;

WHEREAS: Notwithstanding any provision of the general statutes, on and after October 1, 2021, any beverage container containing a spirit or liquor of fifty milliliters or less shall be assessed a five-cent surcharge by the wholesaler of such beverage container to the retailer of such beverage container and by the retailer of such beverage container to the consumer of such beverage container.

WHEREAS: Beginning on April 1, 2022, and every six months thereafter, payment shall be remitted by each wholesaler to every municipality where any such beverage container was sold during the preceding six-month period by such wholesaler. Such payment shall be at the rate of five cents for every such beverage container sold within such municipality by such wholesaler.

WHEREAS: Revenues received by the Town of Ledyard from said wholesalers relative to Public Act 21-58 for beverage containers surcharges shall be appropriated to Account 21040101-57316. “*Beverage Container Surcharges*”;

NOW, THEREFORE; BE IT RESOLVED; That any future expenditures out of Account #21040101-57316 “*Beverage Container Surcharges*”; shall be in accordance with subsection (d) of Section 10 of Public Act 21-58 for the following purposes: (1) environmental measures intended to reduce the generation of solid waste; and (2) reduce the impact of litter caused by such solid waste, including, but not limited to, the hiring of a recycling coordinator, the installation of storm drain filters designed to block solid waste and beverage container debris or the purchase of a mechanical street sweeper, vacuum or broom that removes litter, including, but not limited to, such beverage containers and other debris from streets, sidewalks and abutting lawn and turf.

Adopted by the Ledyard Town Council on: June 8, 2022

Kevin J. Dombrowski, Chairman

History: 2022: The Town Council adopted the “*Resolution Regarding Revenues Received From Beverage Containers*” to provide a sperate account for revenues received from the State of Connecticut for beverage containers surcharges (Public Act 21-58 adopted on June 16, 2021)



PA 21-58—sSB 1037
Environment Committee

AN ACT CONCERNING SOLID WASTE MANAGEMENT

SUMMARY: This act revamps the state’s beverage container redemption law (i.e., “bottle bill,” see BACKGROUND) by doing the following:

1. expanding the list of beverages subject to the bottle bill’s requirements and exempting containers of less than 150mL (§§ 1 & 5);
2. increasing, beginning January 1, 2024, the minimum beverage container deposit amount from five to 10 cents (§ 2);
3. increasing the handling fee that distributors must pay to dealers (e.g., and hereafter, “retailers”) and redemption centers, (§ 3);
4. incrementally reduces the amount of unclaimed deposits that distributors must remit to the General Fund from 100% to 45% by FY 26, and allows the distributors to keep the remainder (§ 4);
5. requiring certain retailers to install and maintain at least two reverse vending machines (RVMs) at their place of business or have dedicated areas for redeeming beverage containers (§ 7); and
6. requiring, beginning January 1, 2024, (a) all refundable beverage containers sold in Connecticut to have a Universal Product Code (UPC) and barcode and (b) deposit initiators (i.e., the first distributor to collect the deposit) to provide them, with packaging information, to the RVM system administrators and other system operators at least 30 days before placing the beverage containers on the market (§ 2).

The act requires the Department of Energy and Environmental Protection (DEEP) to approve a stewardship organization for beverage containers (§ 9). It also requires DEEP to develop terms for a memorandum of agreement (MOA) that provides for in-state processing of at least 80% of the wine and liquor beverage containers sold in-state (§ 8).

The act establishes a five-cent surcharge on the sale of spirit or liquor beverage containers of 50mL or less (commonly referred to as “nips”). It requires (1) wholesalers to remit the surcharges to the municipalities in which the containers were sold and (2) the municipalities to use the remitted funds for environmental measures aimed at reducing solid waste or reducing the impact of litter (§ 10).

The act requires the DEEP commissioner, by July 1, 2022, to develop an incentive program to help municipalities that want to adopt a unit-based pricing program for solid waste disposal (e.g., “pay-as-you-throw”). She must also identify funding sources to provide the incentives (§ 6).

Lastly, the act makes technical and conforming changes.

EFFECTIVE DATE: July 1, 2021, except the handling fee increase, RVM requirement, and nip surcharge take effect October 1, 2021; the bottle bill’s

OLR PUBLIC ACT SUMMARY

expansion takes effect January 1, 2023; the deposit increase takes effect January 1, 2024; and the MOA and stewardship organization provisions are effective upon passage.

§§ 1 & 5 — COVERED BEVERAGE CONTAINERS

Under prior law, the bottle bill applied to the following beverage containers: beer, other malt beverages, mineral or soda water, carbonated soft drinks, and water, including flavored or nutritionally enhanced water.

Beginning January 1, 2023, the act generally expands the bottle bill to include beverage containers for hard cider, plant water or plant infused drink, juice or juice drink, tea, coffee, kombucha, and sports or energy drink. It explicitly includes hard seltzer in the bottle bill's scope, which existing law covers as a "beer or other malt beverage." It also includes beverages identified as juice, tea, coffee, kombucha, plant infused drink, or a sports or energy drink, with letters, words, or symbols on the beverages' labels. Existing law covers containers identified as water this way.

Exempt Containers

The bottle bill previously exempted from its requirements (1) noncarbonated beverages of at least three liters in size or (2) containers made of high-density polyethylene (i.e., with an HDPE designation or #2 recycling symbol). It also exempts containers provided on interstate passenger carriers (e.g., planes or trains). The act modifies some of these exemptions and creates new ones.

First, the act generally (1) eliminates the exemption for high-density polyethylene containers, (2) reduces the size threshold for noncarbonated beverage containers to be exempt, and (3) creates a new exemption for carbonated beverages. Specifically, it now exempts containers (1) over three liters for carbonated beverages, (2) over two and one-half liters for noncarbonated beverages, and (3) of less than 150mL for either carbonated and noncarbonated beverages.

Additionally, by law, manufacturers that annually bottle and sell up to 250,000 noncarbonated beverages of 20 ounces or less in size may apply to the DEEP commissioner for an exemption from the bottle bill's requirements (CGS § 22a-245b). The act extends this exemption, beginning July 1, 2021, to manufacturers of the new noncarbonated beverages covered by the act (e.g., juice, coffee, tea, or sport or energy drink). And it creates a new exemption for juice manufacturers that annually bottle and sell up to 100,000 gallons of juice in beverage containers. These juice manufacturers must also apply for the exemption.

§ 3 — HANDLING FEES

Beginning October 1, 2021, the act increases the handling fees for beverage containers redeemed under the bottle bill by setting the minimum handling fee at

OLR PUBLIC ACT SUMMARY

either two and one-half cents or three and one-half cents, depending on the container involved (see table below). It applies the increased fee to the act’s newly covered beverage containers.

Bottle Bill Handling Fees, Prior Law vs. the Act

	<i>Prior Law</i>	<i>The Act</i>
Beer or other malt beverages, including hard seltzer	\$0.015	\$0.025
Hard cider	N/A	0.025
Noncarbonated beverages, mineral or soda water, and carbonated soft drinks	0.02	0.035

§ 4 — UNCLAIMED DEPOSITS

Under prior law, unclaimed deposits were paid quarterly by the distributors to the revenue services commissioner for deposit into the state’s General Fund. The act incrementally reduces the amount of unclaimed funds deposited to the General Fund to 45% by FY 26, as shown in the table below, and correspondingly allows the distributors to keep the remainder.

Percentage Distribution of Unclaimed Deposits

	<i>General Fund</i>	<i>Distributors</i>
Through FY 22	100%	0%
FY 23	95	5
FY 24	65	35
FY 25	55	45
FY 26 and beyond	45	55

§§ 1 & 7 — RETAILER RVMS AND REDEMPTION AREAS

The act generally requires certain retailers, beginning October 1, 2021, to install and maintain at least two RVMS at their place of business. Under the act, an RVM is a mechanical device that (1) accepts used beverage containers from consumers and (2) provides a way of refunding the containers’ refund value (deposit amount) to the device user.

The requirement to have the RVMS applies to retailers whose place of business (1) is part of a chain engaged in the same general type of business that operates at least 10 units in Connecticut under common ownership and (2) uses at least 7,000 square feet of space to display merchandise for sale to the public.

The act also requires retailers exempt from the RVM requirement (see below), whose place of business is at least 40,000 square feet and does not use RVMS, to maintain a dedicated area at the business to accept and redeem beverage containers. It requires these areas to be adequately staffed so that containers can be efficiently accepted and processed during business hours. There must also be at

OLR PUBLIC ACT SUMMARY

least one conspicuous sign posted at each public entrance describing how to find the redemption area.

Exemptions

The act exempts from the RVM requirement retailers that do the following:

1. sell only beverage containers of 20 ounces or less that are packaged in quantities of less than six;
2. sell beverage containers, but use no more than 5% of their floor space to display and sell consumer products; or
3. get a waiver from the DEEP commissioner allowing them to use an alternative technology to redeem the containers.

For the waiver, the alternative technology must be able to:

1. determine a beverage container's redeemability;
2. protect against fraud by reading a container's UPC and, except for refillable containers, renders the container unredeemable;
3. collect information about the redeemed containers; and
4. issue legal tender or a scrip, receipt, or other credit for the refund value that can be exchanged for legal tender for at least 60 days without needing to purchase other goods.

If the alternative technology does not allow a consumer to immediately obtain the refund value, a retailer can only use it if the retailer also allows a consumer to conveniently and immediately obtain the refund value through an RVM or another method.

Penalty

The act subjects retailers who violate these requirements to a civil fine of up to \$1,000, with an additional \$1,000 for each day the violation continues. It requires a hearing held according to the Uniform Administrative Procedures Act before the DEEP commissioner can assess the fine.

§ 8 — MOA: WINE AND LIQUOR CONTAINERS

Under the act, DEEP must develop the terms for a MOA that, by January 1, 2023, provides for in-state processing of at least 80% of the wine and liquor beverage containers sold in the state. The processing must turn the containers into furnace-ready cullet or by-product that is melted or otherwise used in cement, glass, or fiberglass products.

The act requires DEEP, when developing the terms, to (1) identify the parties that must be part of the agreement and (2) engage them in ongoing discussions about establishing systems and methods under the agreement for statewide, cost-effective, and consumer-oriented collection of the wine and liquor beverage containers. The collected materials must also be sufficiently clean and acceptable for use at a facility that produces the glass cullet or byproduct.

Under the act, the MOA must include provisions, with responsibilities assigned among the parties, for the following:

OLR PUBLIC ACT SUMMARY

1. establishing and implementing the collection systems and methods;
2. transporting collected containers to a processing facility;
3. properly recycling and managing containers not accepted by a facility;
4. executing financial obligations among the parties according to the agreement;
5. recordkeeping of the volume, tonnage, and categories of containers annually processed under the agreement; and
6. auditing costs, efficiencies, and benefits of the agreement.

The DEEP commissioner must submit a draft of the MOA to the Environment Committee by January 15, 2022.

§ 9 — BEVERAGE CONTAINER STEWARDSHIP ORGANIZATION

The act requires the DEEP commissioner to approve an application for the formation of a beverage container stewardship organization by deposit initiators if the organization meets the following requirements:

1. is a 501(c)(3) federally tax-exempt organization;
2. has a governing board of deposit initiators that represents the range of beverages and container materials covered by the state's bottle bill; and
3. shows that it has adequate financial responsibility and controls, including fraud prevention and an audit schedule, to properly manage funds.

It also requires each deposit initiator to join and register with an approved beverage container stewardship organization within three months after DEEP approves the organization. Deposit initiators seeking to sell beverage containers in the state after this period must register and join the organization at least 90 days before selling them.

Under the act, any approved organization must submit a plan for the DEEP commissioner's review and approval to operate a statewide beverage container stewardship program by July 1, 2022. The act requires the plan to provide detailed information about how the organization will operate and finance a program to redeem and recycle beverage containers. The information must at least include the following:

1. 80% annual redemption rate by a specified timeline;
2. financial self-sustainability;
3. verifiable performance metrics for enhanced customer satisfaction;
4. policies and investments to ensure that recovered materials are returned for their highest and best use;
5. detailed descriptions for how existing collection and redemption centers will be used;
6. redemption rates as of the date of the plan and projected for the next five years, along with a recommended refund value for the containers to achieve these rates;
7. how the plan will cost the state or any other participants;
8. revenues that will be returned to the state and projected loss in the state's revenue use or collection in the five fiscal years beginning with FY 22;
9. legislative changes needed to carry out the plan; and

10. other parameters or requirements the commissioner requires.

When developing the plan, the stewardship organization must obtain input from members of the independent redemption center community, municipal resource recovery facilities, municipal leaders, wine and spirits distributors, and RVM operators. The act prohibits the DEEP commissioner from approving a plan without verification of receiving this input.

The DEEP commissioner, by October 1, 2022, must submit recommendations on any plan for a proposed stewardship program to the Environment Committee.

§ 10 — NIP SURCHARGE

Beginning October 1, 2021, the act requires wholesalers of spirit or liquor beverage containers of 50mL or less to assess a five-cent surcharge on each of these containers to retailers. The retailers must then impose the same surcharge on the customers who purchase the containers. The act specifies that paying the surcharge is a debt by retailers, upon their purchase from the wholesaler, and is subject to posting requirements for delinquencies. Under the Liquor Control Act, a notice of delinquency identifies the delinquent retailer and prohibits manufacturers or wholesalers from crediting the retailer until the notice is satisfied (CGS § 30-48(b)).

Under the act, the surcharge must be distinct and clearly identified from the container's price. The act exempts it from sales tax or being treated as income.

Beginning April 1, 2022, and then every six months, each wholesaler must remit to each municipality where these beverage containers were sold during the prior six-month period, five-cents per container sold by the wholesaler. At the same time as the payment, the wholesaler must file a report with the Department of Revenue Services and the Department of Consumer Protection's Liquor Control Division stating how many beverage containers it sold in each municipality during the prior six months.

The act requires municipalities receiving the surcharge funds to only use the funds for environmental measures to reduce solid waste generation in the municipality or the impact of litter from the solid waste. These measures include things like hiring a recycling coordinator; installing storm drain filters to block solid waste (including beverage container debris); or purchasing a mechanical street sweeper, vacuum, or broom to remove litter and other debris from streets, sidewalks, and abutting lawn and turf areas.

BACKGROUND

General Bottle Redemption Process

Connecticut's bottle bill redemption process generally works as follows:

1. a retailer pays a beverage container distributor a deposit for each eligible beverage container that the distributor delivers;
2. a consumer pays the retailer the deposit for each beverage container that he or she purchases from the retailer;

OLR PUBLIC ACT SUMMARY

3. the retailer or a redemption center pays the consumer the deposit amount for each beverage container that he or she returns (i.e., refunding the deposit);
4. the distributor reimburses the retailer or redemption center the deposit for each beverage container returned, plus a handling fee; and
5. the distributor pays the state the required percentage of unclaimed deposits, which are deposited into the General Fund (CGS § 22a-243 et seq.).



TOWN OF LEDYARD

741 Colonel Ledyard
Highway
Ledyard, CT 06339-1511

File #: 22-093

Agenda Date: 5/17/2023

Agenda #: 4.

AGENDA REQUEST
GENERAL DISCUSSION ITEM

Subject:

Any other Old Business proper to come before the Committee.



TOWN OF LEDYARD

741 Colonel Ledyard
Highway
Ledyard, CT 06339-1511

File #: 23-1624

Agenda Date: 5/17/2023

Agenda #: 1.

APPOINTMENT

Motion/Request:

MOTION to appoint CliftonLarsonAllen LLP to conduct auditing services for the General Government, WPCA, and Schools for the fiscal year ending June 30, 2023, in accordance with Chapter III, Section 11 of the Town Charter.

Background:

In accordance with Chapter III, Section 11 of the Town Charter: *“The Town Council **shall annually** designate an independent public accountant or firm of independent public accountants to audit the books and accounts of the Town in accordance with the provisions of the General Statutes”.*

In accordance CGS 7-396 and 4-232 the Office of Management and Policy (OPM) must be notified of the Municipalities Appointed Auditor 30 days (May 31st) before the end of the Fiscal Year.

Per the attached results of RFP #2022-09 (Auditing Services), CliftonLarsonAllen LLP was the sole bidder. . The bid is for auditing services for FY 2022 and FY 2023 with two one-year options subject to satisfactory negotiation of terms.

CliftonLarsonAllen LLP is a national firm that performs annual audits for a multitude of Connecticut towns and cities. Most of the CliftonLarsonAllen staff in Connecticut came over with the firms acquisition of Blum Shapiro at the end of 2020

\$66,800 Breakdown:

Year 2 FYE 2023

General Government: \$28,700

Board of Education: \$14,920

WPCA: \$9,225

State Single Audit: \$7,685

Federal Single Audit: \$7,685

TOTAL: \$68,465

(type text here)

Finance Director's Notes:

(type text here)

Mayor Comments/Recommendation:



TOWN OF LEDYARD

741 Colonel Ledyard
Highway
Ledyard, CT 06339-1511

File #: 23-1671

Agenda Date: 5/24/2023

Agenda #: 2.

FINANCIAL BUSINESS REQUEST (FBR)

Motion/Request:

MOTION to grant a bid waiver to WMC Consulting Engineers in the amount of \$478,000 for RFQ/RFP 2023-07 (Engineering Services-Whitford Brook Watershed Infrastructure Improvements) due to not receiving three bids; in accordance with Ordinance #200-001 (rev 1) “*An Ordinance for Purchasing*”.

Background:

The Town of Ledyard has received a \$3M State of Connecticut Personal Services Agreement (PSA) for funding several infrastructure improvements in the Whitford Brook (Lantern Hill Valley) watershed. These include the Lantern Hill Road Bridge over Whitford Brook, the replacement of which has languished through various setbacks, and several items in the area of the discharges of Long and Bush Ponds. These specifically include Long Pond Dam, Bush Pond Dam, Bush Pond Dike, the twin culvert under Lantern Hill Road just downstream of Long Pond Dam, and a culvert under Hyde Hill Pentway, just below Bush Pond Dam. The latter realm of effort involves multiple public and private stakeholders, including Ledyard, North Stonington, the Lantern Hill Valley Association (LHVA), the McKee Farm Trust, CT DEEP, and Save the Sound, which has undertaken and advanced a fishway project at Long Pond Dam.

The Town of Ledyard initially issued an RFQ seeking qualification statements from engineering firms for the design of the five components cited above in the vicinity of the pond discharges. The Town received only two responses, from SLR International Corporation and WMC Consulting Engineers.

Both firms were rated as well qualified to do the work by the interview panel, and the Town then followed up with a request for cost proposals. WMC Consulting Engineers came in lower on cost (\$409K for base scope and \$478K including a potential add alt). SLR International Corporation came it at \$534K for base scope and \$609K with the add alt.

Department Comment/Recommendation:

Based on the results of the interview panel’s evaluation and in light of the notable difference in price, I recommend proceeding with WMC Consulting Engineers under the provision of a bid waiver. I feel that the price is reasonable, in spite of a lack of bids, and is well within the range of what would have been expected.

Finance Director Comment/Recommendation:

(type text here)

Mayor Comment/Recommendation:

(type text here)

May 8, 2023

Phone: (860) 667-9624

Fax: (860) 665-1551

Mr. Steven Masalin, P.E., Public Works Director
Town of Ledyard
741 Colonel Ledyard Highway
Ledyard, CT 06339

Re: Engineering Services – Whitford Brook Watershed Infrastructure Improvements
2023-07 - Our Reference No. 23016

Dear Mr. Masalin:

Wengell, McDonnell and Costello Inc. (WMC) respectfully requests the Town's consideration of this revised Fee Proposal for the referenced watershed infrastructure improvement project. The following is our proposed Project Approach and Fee Proposal:

Project Approach

WMC proposes the following methodology and approach to the evaluation of alternatives and the design of the watershed infrastructure improvements:

Phase I – H&H Modeling and Alternatives Evaluation

WMC proposes to use the HEC-HMS – USACE Hydrologic Engineering Center-Hydrologic Modeling System for modeling of the watershed and evaluating alternatives.

HMS is used to generate flow hydrographs, based on drainage area, soil types, and land use. For predicting runoff for specific flood events, such as the 1% annual chance (100-year), rainfall input is taken as the 100-year 24-hour rainfall depth, or some multiplier of that value, at the centroid of the drainage area in question. Rainfall data will be taken from Atlas 14 data, and will use the second quadrant 50% distribution curve to divide the total rainfall into discrete 30-minute sub-totals. Geographic information systems (GIS) software and data is key to obtaining data leading to defining sub-basin variable values.

The total drainage area is broken into sub-areas, as appropriate, for areas draining to the ponds, or areas draining to separate branches of the stream system. Separate inputs for each variable are defined for each sub-basin.

Stream reaches between sub-basins are included in an HMS model, and the time for a hydrograph to travel the length of the stream segment is calculated using one of the several routing options available.



Mr. Masalin, P.E.

Page 2

May 8, 2023

Specific to the Lantern Road project, the HMS model would terminate with alternative dam spillway configurations, and the model would be run for a number of simulations until the spillway configurations, as well as the interconnection between Bush and Long Pond, that perform most favorably could be selected.

Once the pond spillways sizing is fixed, discharge hydrographs from each pond can be transferred to a HEC-RAS model that will be used to select the appropriate bridge or culvert replacement structures at each downstream location.

As noted, alternative dam/spillway/watershed alternatives will be explored, and if technically feasible, preliminary cost opinions of the alternatives will be prepared. Additionally, permissibility of the alternatives will be evaluated, as well as any environmental concerns, such as species of special concern and a decision matrix can be prepared.

The model documentation and alternatives will be summarized in a report to the Town for consideration, following which (or at any time the Town desires) public/stakeholder input can be solicited.

Finally, an overall plan can be selected for implementation.

Phase II – Design of Improvements

Based upon the approach selected at the culmination of Phase I, design of improvements can be initiated. These improvements are assumed to be required as follows:

Dams

Bush Pond Dam & Dike including Hyde Mill Pentway

Long Pond Dam including incorporation of the proposed fish ladder

Culverts/Bridges

Connection between Long Pond and Bush Pond as an optional “add alternate”

Culvert downstream of Long Pond Dam on Lantern Hill

In general, the following tasks are anticipated for each project:

Mr. Masalin, P.E.

Page 3

May 8, 2023

- A. Borings, Topographic Survey, and Wetlands Mapping
- i. Test Borings - Schedule and conduct test borings to determine foundation conditions for construction of the dam, spillway and downstream culverts. WMC will coordinate such with the Town prior to bringing boring equipment on site.
 - ii. Survey - Perform a T-2 topographic survey to a contour interval of one foot of the dams, culverts and surrounding area. It is not apparent that the ponds can be readily drawn down, and WMC anticipates that the survey may require the services of a diver. To the extent possible, boundary information and roadway lines shall be included on the plan and any areas of boundary concern shall be brought to the attention of the Town.
 - iii. Wetland Mapping - Within the survey limits, WMC will delineate both Federal and State wetland limits as well as ordinary high-water levels. The wetland limits will be field surveyed and plotted on the project survey. An accompanying Soil Scientist's Report will also be prepared to support future permit applications.
- B. Semi-Final and Final Design - WMC shall provide engineering design services which shall include, at a minimum, collection of necessary data and meeting with representatives of the Town. Design shall include:
- i. Hydrology and Hydraulics - WMC will review available existing information on the hydraulic conditions of the dams and spillways and utilizing the model prepared in Phase I utilizing the HEC-HMS computer program, WMC will design the improvements. For each individual project, WMC will prepare a summary brief of the hydrologic and hydraulic investigations to facilitate DEEP review of the design.
 - ii. Design Plans - Based upon the above compilation of data and facts, WMC shall prepare semi-final design (70%) and final design plans. Copies of the design will be provided to the Town for review and revised, as needed, based on comments received.
- C. Preliminary Cost Estimate - Following completion of semi final and final design, cost estimates shall be prepared which shall include all design elements which were identified during the design process and discussed with Town staff. This shall also include an outline of necessary technical specifications and the identification of permits necessary to conduct the proposed work.
- D. Permitting - Prepare the following documentation and permit applications for approval:
- Local Wetland Permits (not required for dam projects which are governed by DEEP)
 - DEEP Dam Construction Permit Application - WMC will prepare for approval an application for a Dam Construction Permit, including the necessary attachments and supporting documentation.
 - DEEP Flood Management Certification for those projects requiring this certification
 - U.S. Army Corps of Engineers (ACOE) Preconstruction Notification (PCN) permit - WMC will prepare for approval an application for an ACOE PCN permit, including the necessary attachments and supporting documentation.
 - Engineering Design Report - WMC will prepare an engineering design report summarizing the hydrologic and hydraulic investigations, structural analyses and other relevant engineering information required for the DEEP Dam Construction Permit.



Mr. Masalin, P.E.

Page 4

May 8, 2023

Environmental Report - An environmental report, evaluating existing site conditions and proposed project impacts to such, will be prepared to support the permit applications.

DEEP Fisheries Coordination - WMC will submit preliminary design plans to DEEP Fisheries for initial review and address any comments as needed.

NDDB Coordination - It appears that the dams and culverts are within areas identified by the Natural Diversity Data Base as areas of potential concern. WMC will submit preliminary design plans to the DEEP NDDB for initial review and address any comments as needed.

SHPO Coordination - WMC will submit preliminary design plans to the State Historic Preservation Office for initial review and address any comments as needed.

THPO Coordination - WMC will submit preliminary design plans to the Tribal Historic Preservation Offices for initial review and address any comments as needed.

Invasive Plant Species Control Plan - For the purposes of U.S. Army Corps of Engineers permitting, WMC will prepare an invasive plant species control plan.

Planting Plan - Not included. If a planting plan is later required, the preparation of such would be an additional service.

Mitigation Plan - Not included. If mitigation is later required, the preparation of such plan would be an additional service.

Historical and Archaeological Report - Not included. If a historical and archaeological report is later required, the preparation of such would be an additional service.

- E. Public Meeting(s) - WMC will assist the Town in advertising and conducting public meeting(s). It is anticipated that at least one meeting per project will be required.
- F. Develop Bid Package/Bid Phase Services - Following review and discussion of prior submittals, WMC will prepare Construction and Bid Documents. Bid Phase services will include a site walk, responses to questions by prospective bidders, attendance and preparation of minutes of the bid opening and Bid Tabulation.
- G. Project Meetings, Administration & Miscellaneous - WMC will attend miscellaneous projects meetings and perform administrative and miscellaneous project related task as may be required by the Town and the DEEP.

Deliverables for Each Project

- Hydrology and Hydraulics Report including watershed modeling and alternatives
- Survey
- Test Boring Logs
- Federal/State Soil Scientist's Report
- Environmental Report
- Design (100%) Plans
- Final Construction Plans
- Technical Specifications
- Environmental Permit Applications
- Design Summary Report
- Bid Package



Mr. Masalin, P.E.

Page 5

May 8, 2023

Fee Proposal

Since there are many variables in terms of watershed alternatives, environmental impacts, structure types, permit requirements, etc. WMC proposes to complete the project on an hourly rate basis with not-to-exceed upset limits for each individual task/project.

As noted above, we recommend that the project be divided into two phases or stages. The first phase would include the hydrological and hydraulic evaluation including hydraulic model preparation and evaluation of watershed alternatives. Once through this initial phase, and the alternative(s) are chosen, then the scope of work could be revisited, better defined and lump sum or hourly rate fees could be finalized for each project.

WMC's proposed fee for Phase 1 is \$53,000. This Phase of the project can be completed within 180 days of a notice to proceed.

For Phase II, all project design fees presented below include detailed survey, borings, wetlands delineation and environmental reports as may be required by the DEEP or the Army Corps of Engineers for permitting. The fees are for complete design (plans, specifications and bid documents) and permitting of each project, such that they are "shovel ready". The following fees are proposed:

Dams

Bush Pond Dam & Dike/Hyde Mill Pentway Culvert	\$168,000
Long Pond Dam including fishway incorporation	\$113,000

Culverts/Bridges

Culvert downstream of Long Pond Dam on Lantern Hill	\$ 75,000
---	-----------

Total Estimated Base Project Design Budget **\$356,000**

Add Alternate - Connection between Long Pond and Bush Pond **\$ 69,000**

Relative to time schedules, each project, including design, permitting and rights-of-ways would take approximately one year and they could be designed concurrently.

We would like to thank the Town for considering our firm for this exciting project and should you have comments or questions concerning the Proposal, please contact us at your convenience.

Sincerely,

Wengell, McDonnell & Costello

Stephen R. McDonnell, P.E.

2023

FEE SCHEDULE

Fees are computed based on employee time records. Time is posted weekly and billed periodically or monthly depending upon the specific assignment. There is no separate charge for mileage to a project site or meeting however travel time for the employee(s) will be charged, portal to portal, and invoiced. Mileage will be charged for travel within the project area.

All invoices are due and payable upon receipt

BASIC RATE SCHEDULE

<u>EMPLOYEE CLASSIFICATION</u>	<u>HOURLY RATE</u>
Principal	\$225.00
Senior Project Manager	\$175.00
Project Manager	\$165.00
Senior Hydraulics Engineer	\$165.00
Senior Project Engineer	\$155.00
Project Engineer	\$140.00
Engineer	\$120.00
Construction Coordinator	\$160.00
Chief Construction Inspector	\$150.00
Construction Inspector	\$120.00
CADD Operator	\$ 95.00
Licensed Survey Chief	\$145.00
Survey Instrument Person	\$ 75.00
Technician	\$ 75.00
Clerical	\$ 65.00

DIRECT COSTS and MATERIALS

Reproduction	As Incurred
Mileage	\$ 0.58/mile
Postage	As-Incurred
Laboratory and other Special Services	Cost + 10%

Legal Proceedings: Deposition and testimony will be invoiced at the above noted basic rate schedule times 1.25.



April 27, 2023 **(Revised May 11, 2023)**

Mr. Steve Masalin, PE, Public Works Director
Town of Ledyard, Mayor's Office
741 Colonel Highway
Ledyard, CT 06339

**Re: Proposal – Whitford Brook Watershed Infrastructure Improvements
Ledyard, Connecticut
SLR #141.12174.P0011**

Dear Steve,

In accordance with your request, SLR International Corporation (SLR) is pleased to submit herein our proposal to assist you in preparing surveys, hydrologic analyses, design plans, permit applications, and construction-phase services for the repair/reconstruction of Long Pond Dam, Bush Pond Dam, Bush Pond Dike, Lantern Hill Road culvert, and the Hyde Mill Pentway culvert. These dams and culverts are located close together on Whitford Brook, which generally demarcates the boundary between the town of Ledyard and the town of North Stonington. This revised proposal includes an Add Alternate for the design of a new culvert/bridge to convey water under Lantern Hill Road between Long Pond and Bush Pond.

We understand that the project will include a significant hydrologic analysis to determine flows throughout the watershed beginning at Wolf Neck Road in Stonington and continuing upstream to Lantern Hill Pond.

The following scope of services is for the Whitford Brook watershed infrastructure improvements.

SCOPE OF SERVICES

Task 1.0 – Kickoff, Coordination, and Public Meetings

Throughout the course of this project, the project manager will coordinate project tasks; perform project-related managerial tasks; receive and execute directions from the Town of Ledyard (Town) and project partners; schedule work; maintain project records, technical data, drawings, reports, and financial records; and coordinate with the Town and project partners. The following specific tasks are proposed:

- 1.1 Kickoff Meeting – Project team members will attend an initial kickoff meeting with the Town and project partners.

- 1.2 Coordination Meetings – Project team members will attend project coordination meetings with the Town, project partners, and other interested parties during this phase of the design and permitting phases of work.
- 1.3 Public Meetings – Project team members will participate in up to three public meetings to present the progress of the project to the public and solicit their comments.
- 1.4 Conference Calls – Project team members will participate in conference calls throughout this phase and the design and permitting phases of work as needed and/or requested by Town staff.

Task 2.0 – Data Collection

- 2.1 Existing Data Collection and Review – Collect and review available data and resource information on file with project stakeholders, the Town, state agencies, and other sources. This information may include bridge and dam inspection reports, past studies, watershed history, information regarding abutting property owners, threatened or endangered species, existing archaeological or historical reports, mapping of the project area, aerial photographs, natural resource information, geologic data and mapping, hydrologic data and analysis, fisheries data, United States Geological Survey (USGS) gauging station data, and sediment data.
- 2.2 Sensitive Species Review – A review of the Connecticut Department of Energy & Environmental Protection (DEEP) Natural Diversity Data Base for endangered species in the area. This scope of services assumes that the proposed project will not require CEPA or NEPA study. If this is not the case and an additional level of effort is required, an amendment will be provided for these services.
- 2.3 Sensitive Historical/Archaeological Resources – As the project will require several permits, coordination with the Connecticut State Historic Preservation Office will be undertaken to determine potential project impacts to sensitive historical or archaeological sites. For this proposal, it is assumed that each entity will issue a finding of no significant impact to historical/archaeological resources and that no additional coordination, surveys, or mitigation will be required. If review by any of these entities determines that an additional level of effort is required, an amendment will be provided for these services.

Task 3.0 – Survey

- 3.1 Perform a topographic survey and limited Class D boundary survey to establish the property boundaries in the vicinity of the dams, dike, and culverts. The culvert between Long Pond and Bush Pond will also be surveyed to provide input data for the hydrologic modeling. The surveying will include topography of the dams and dike, including the upstream embankment below the waterline, downstream channel, location of wetland flags, and the spillway. The watercourse channel upstream and downstream of the two culverts will be surveyed as well as the geometry

of the road over the culverts. Channel cross sections will be surveyed in the vicinity of the two culverts for modeling purposes.

- 3.2 Develop electronic base mapping of existing conditions at the dam site using *AutoCAD* at a scale of 1" = 10' or 1" = 20'.

Task 4.0 – Hydrologic Modeling

- 4.1 A detailed hydrologic model will be prepared of the entire Whitford Brook watershed upstream of the parallel crossings at Wolf Neck Road (Bridge #137002 and #137003). The Hydrologic Engineering Center – *Hydrologic Modeling System* (HEC-HMS) will be used to determine design flows at Long Pond Dam, Bush Pond Dam and dike, Hyde Mill Pentway culvert, and Lantern Hill Road culvert/bridge located on Whitford Brook 420' downstream of Long Pond Dam. Our Hydrologic Model will be used to model various storm events including the 50-year, 100-year, and 500-year storm events. The rainfall amounts for these storms will be obtained from the NOAA Atlas 14. An additional model will use the rainfall total from the March 2010 storm that hit southeast Connecticut. Additionally, we will use the model to investigate redirecting the flood flows from Long Pond Dam to a new emergency spillway at Bush Pond Dam. This will include sizing the new Bush Pond Dam spillway with a slightly higher elevation than the existing spillway at Long Pond Dam, thereby maintaining the normal water surface elevation in Long Pond and Bush Pond.

Task 5.0 – Geotechnical Engineering

- 5.1 Conduct a subsurface exploration program at both bridge crossings and the two dams and dike to establish subgrade conditions. The principal objective at the two culvert/bridges is to provide soils data necessary for bridge foundation and pavement design, including soil type and consistency, frost susceptibility characteristics, and ledge and/or groundwater depth. Borings at the dams will determine water elevations in the dam embankment and the subsurface soil conditions needed to perform a stability analysis and design work. The program will include the following:
 - 5.2 A boring program to undertake up to ten Type B drilled borings. Two borings will be drilled at each of the following locations – the Lantern Hill Road bridge, the Hyde Mill Pentway culvert, Long Pond Dam, and Bush Pond Dam and dike.
 - 5.3 Contact local utility providers and request available mapping of existing facilities in the vicinity of the proposed drilling. Utilities will be depicted on the survey base map based on best available information. Retain the services of a private utility locator to clear boring locations of underground utilities.
 - 5.4 Prepare a bid package for obtaining quotes from soil boring contractors.

- 5.5 Stake out the boring locations and observe the soil borings.
- 5.6 Coordination of the services of the boring contractor to execute the program. Borings drilled on dams will be grouted upon completion so as not to create a preferential seepage path.
- 5.7 Collect semicontinuous split-spoon samples from the borings extending to bedrock or firm grade.
- 5.8 Laboratory testing of the samples for grain size in order to establish frost susceptibility.
- 5.9 If bedrock is encountered, coring to a depth of 5 feet and establish rock quality designation (RQD).
- 5.10 Geotechnical analyses and recommendations for bridge support, pavements, and subgrade drainage.
- 5.11 Geotechnical analyses and recommendations for design of spillway structures and stability of the dam.
- 5.12 Prepare a geotechnical report summarizing the results of the subsurface exploration, lab testing, and design recommendations.

Note: The cost of the soil boring contractor is included in our fee.

Task 6.0 – Preliminary Engineering

- 6.1 Delineation of Wetland Resources – A wetland scientist will identify, characterize, and flag resource areas subject to the provisions of the local and state wetland regulations and Section 404 of the Clean Water Act. Delineate the limit of federal and state-regulated wetlands within 200 feet of the five structures to be repaired and the cross culvert between the two ponds. Wetlands will be delineated using the methodology provided in the U.S. Army Corps of Engineers (USACE) *Interim Regional Supplement to the Corps of Engineers Wetland Delineation Manual: Northcentral and Northeast Region*. Resource area boundary flags will be surveyed using a handheld Global Positioning System (GPS) with submeter accuracy, and the resource flags will be incorporated into the design plans.
- 6.2 Wetland Delineation Technical Memorandum – Following wetland delineation, our wetland scientists will prepare a technical memorandum describing the identified wetland resource areas within the project site. This memorandum will include a detailed description of the characteristics of each identified resource area, a brief qualitative assessment of wetland functions, and representative photographs. The purpose of this report is to support the project permitting process.

6.3 Ecological Characterization – A wildlife biologist will conduct a field-based assessment of the area surrounding the structures to be repaired to identify important physical and biological habitat characteristics. Prior to the field investigation, existing project materials provided by the Town and publicly available data sources will be reviewed to develop a preliminary assessment of the site's ecological communities. This landscape analysis will be used to guide a ground-based ecological characterization consisting of a single field visit to evaluate the project site's physical and biological habitat characteristics. The field survey will consist of a survey throughout the project area with an emphasis on areas identified during the landscape analysis with the greatest potential to support wildlife habitat.

Detailed field notes and photographs of the site's habitats will be taken as appropriate. Following the completion of the field survey, we will prepare a brief technical memorandum presenting the results of the analysis and ecological characterization. The report will include an introduction, brief descriptions of the methodology and results, and a discussion.

6.4 Sensitive Historical/Archaeological Resources – As the project will require several permits, coordination with the Connecticut State Historic Preservation Office will be undertaken to determine potential project impacts to sensitive historical or archaeological sites. For this proposal, it is assumed that each entity will issue a finding of no significant impact to historical/archaeological resources and that no additional coordination, surveys, or mitigation will be required. If review by any of these entities determines that an additional level of effort is required, an amendment will be provided for these services.

6.5 Existing Conditions Hydraulic Modeling – Utilize base mapping prepared in Task 3.0 above to develop an existing conditions hydraulic model using the USACE's Hydraulic Engineering Center – *River Analysis System* (HEC-RAS) software. Input the peak flows computed from the HEC-HMS analysis and calibrate the model's roughness coefficients based upon the field investigation. The HEC-RAS model will be prepared for a short distance upstream and downstream of the two culverts.

6.6 Proposed Conditions Hydraulic Modeling – Develop a bridge replacement alternative to the extent necessary to model proposed conditions and evaluate potential changes in velocity and water surface elevation. Modeling will assess predicted water depths, velocities, shear, and water surface elevations.

6.7 Sediment, Bed, and Bank Stability Assessment – Following characterization of channel bed material through grain-size analysis and pebble counts, utilize the results of proposed conditions HEC-RAS output to evaluate shear stress and develop a comparison table to compare against the resistance and competency of the existing and anticipated postconstruction bed material.

- 6.8 Bridge Scour Analysis – The proposed bridge footings will be evaluated for their susceptibility to scour, and countermeasures will be designed, if necessary. Scour will be evaluated using the proposed hydraulic modeling and will be performed following the guidelines set forth in the current Federal Highway Administration (FHWA) Document HEC-18 "Evaluating Scour at Bridges."
- 6.9 Preliminary Engineering Report – The findings of the previous assessments (geomorphic, hydrologic, and hydraulic) will be documented in a report for submittal and review.

Task 7.0 – Preliminary Design – Dams

- 7.1 Develop conceptual designs and cross sections for the proposed dam, including a brief letter report describing a preliminary engineering opinion of probable construction costs as well as the potential environmental impacts.
- 7.2 Develop a set of preliminary design plans (30% completion). The plans will depict proposed improvements, site access, water control methodologies, and sediment and erosion controls. The design will be developed based on hydrologic and hydraulic information developed in the tasks above.
- 7.3 Prepare a stability analysis based on the soil borings and geometry of the dam.
- 7.4 Prepare a preliminary design report detailing the design basis for the proposed improvements to the two existing dams and the dike.
- 7.5 Submit two copies of the preliminary design plans for your review.
- 7.6 Meet with the engineers from the DEEP Dam Safety Unit to review the preliminary plans.

Task 8.0 – Final Design (100% Design) and Permit Applications – Dams

- 8.1 Revise the project plans based on comments from the DEEP. Final design plans will be prepared at a scale of 1" = 10' or 1" = 20'. Plans will include a sediment and erosion control plan in accordance with the *Connecticut Guidelines for Soil and Sediment Control*. The final plans will include typical construction details, cross sections, and dewatering methods as necessary.
- 8.2 Provide an engineer's opinion of probable construction costs.
- 8.3 Prepare an application to DEEP for a Dam Safety Repair and Alteration Permit. This will also include the following:

- 8.3.1 Sequence of construction
 - 8.3.2 Water Handling Plan
 - 8.3.3 Operation and Maintenance Plan
 - 8.3.4 Emergency Action Plan During Construction
- 8.4 Submit two sets of the draft final drawings, cost opinions, and regulatory permit applications to you for final review and comment. SLR will revise the project plans and permit applications based on comments from the Town and the stakeholders.
- 8.5 Contact USACE to identify the level of permit application appropriate for the proposed dam repair work. At this time, it is assumed that the project will fall into the Category I Nationwide Permit, and no application to USACE will be required. Only the Category I Nationwide Permit is included in this proposal. If a Category II or individual permit is necessary, we will perform this work on an hourly basis or for an agreed-upon lump sum fee.
- 8.6 Submit the plans to the Ledyard and North Stonington Inland Wetland Agencies for informational purposes only. Dam construction projects that are regulated by DEEP are exempt from local inland wetland jurisdiction.
- 8.7 Revise plans if requested by the regulatory agencies and coordinate with them to obtain final approval.

Task 9.0 – Preliminary Design – Bridges (Two Locations)

- 9.1 Prepare a Bridge Type Study memorandum that will evaluate two cost-effective bridge structure alternatives with options for parapets and railing systems.
- 9.1.1 Prepare a brief memorandum summarizing the project alternatives, impacts, and costs. Embedded within the report will be a structure type study evaluating the design alternatives. The memorandum shall include the following:
 - 9.1.1.1 Schematic plan, elevation, and typical section for each alternative, including railing and parapet treatments
 - 9.1.1.2 Construction cost opinions for each alternative studied
 - 9.1.1.3 Summary of project requirements and impacts for each alternative to address construction cost, constructability, impacts to utilities/necessary relocations, rights-of-way needs, maintenance requirements, regulatory permit requirements, and public concerns
 - 9.1.1.4 Recommendation for a preferred alternative

- 9.2 Submit memorandum for review and comment. Meet with Town staff to discuss the report and recommendations and solicit design direction.
- 9.3 Develop preliminary design plans to include the following:
 - 9.3.1 Roadway general plan and profile indicating localized storm drainage improvements, potential utility relocations, and treatment of properties along the right-of-way, including anticipated taking requirements
 - 9.3.2 Water handling plan
 - 9.3.3 Traffic detour plan
 - 9.3.4 Typical roadway cross section and critical cross sections
 - 9.3.5 Preparation preliminary plan, cross section, and elevation for the proposed bridge
- 9.4 Prepare quantity and construction cost opinion.
- 9.5 Provide a list of property impacts.
- 9.6 Submit the above information to the Town for review and comment.
- 9.7 Prepare written responses to design review comments prior to proceeding with final design.

Task 10.0 – Final Design – Bridges (Two Locations)

- 10.1 Based upon the approved Preliminary Design and agreed revisions, incorporate the review comments and prepare final design (90% Completion) plans and specifications to include the following:
 - 10.1.1 Roadway plan and profile indicating storm drainage improvements and roadside barriers and utility plans indicating municipal relocation, construction details, and details for treatment of affected properties within the work areas. Incorporate utility relocation plans prepared by private utilities.
 - 10.1.2 Pavement marking and signage plans
 - 10.1.3 Maintenance and protection of traffic plans or detour plans
 - 10.1.4 Sedimentation and erosion control plans
 - 10.1.5 Structure plans for the bridge, including structure layout plan, elevation, typical cross section, foundation plans, and structure details
 - 10.1.6 Boring logs
 - 10.1.7 Details for stream bank/channel restoration and scour countermeasure
 - 10.1.8 Title Sheet and Miscellaneous Details

- 10.2 Perform structural calculations and load rating analysis in support of the bridge design. The load rating analysis shall be performed using *AASHTOWare Bridge Rating Software* and shall be in accordance with the latest Connecticut Department of Transportation (CTDOT) *Bridge Load Rating Manual* using the Load and Resistance Factor Rating (LRFR) methods.
- 10.3 Prepare final quantity estimate, cost opinion, and calendar day chart.
- 10.4 Submit 90% Completion plans, estimate, and calculations for review.
- 10.5 Meet with Town staff to discuss the final design. Respond to review comments in writing.
- 10.6 Incorporate final review comments and prepare final plans.
- 10.7 Submit final plans for review.

Task 11.0 – Lantern Hill Road over Long Pond Bridge Design (Add Alternate)

- 11.1 Prepare a Bridge Type Study memorandum that will evaluate two cost-effective bridge structure alternatives with options for parapets and railing systems.
- 11.2 Prepare a brief memorandum summarizing the project alternatives, impacts, and costs. Embedded within the report will be a structure type study evaluating the design alternatives. The memorandum shall include the following:
 - 11.2.1 Schematic plan, elevation, and typical section for each alternative, including railing and parapet treatments
 - 11.2.2 Construction cost opinions for each alternative studied
 - 11.2.3 Summary of project requirements and impacts for each alternative to address construction cost, constructability, impacts to utilities/necessary relocations, rights-of-way needs, maintenance requirements, regulatory permit requirements, and public concerns
 - 11.2.4 Recommendation for a preferred alternative
- 11.3 Perform two borings per Task 5.0 above.
- 11.4 Prepare a geotechnical report summarizing the results of the subsurface exploration, lab testing, and design recommendations.
- 11.5 Submit memorandum for review and comment. Meet with Town staff to discuss the report and recommendations and solicit design direction.
- 11.6 Develop preliminary design plans to include the following:

- 11.6.1 Roadway general plan and profile indicating localized storm drainage improvements, potential utility relocations, and treatment of properties along the right-of-way, including anticipated taking requirements
- 11.6.2 Water handling plan
- 11.6.3 Traffic detour plan
- 11.6.4 Typical roadway cross section and critical cross sections
- 11.6.5 Preparation of preliminary plan, cross section, and elevation for the proposed bridge

- 11.7 Prepare quantity and construction cost opinion.

- 11.8 Provide a list of property impacts.

- 11.9 Submit the above information to the Town for review and comment.

- 11.10 Prepare written responses to design review comments prior to proceeding with final design.

- 11.11 Based upon the approved Preliminary Design and agreed revisions, incorporate the review comments and prepare final design (90% Completion) plans and specifications to include the following:
 - 11.11.1 Roadway plan and profile indicating storm drainage improvements and roadside barriers and utility plans indicating municipal relocation, construction details, and details for treatment of affected properties within the work areas. Incorporate utility relocation plans prepared by private utilities.
 - 11.11.2 Pavement marking and signage plans
 - 11.11.3 Maintenance and protection of traffic plans or detour plans
 - 11.11.4 Sedimentation and erosion control plans
 - 11.11.5 Structure plans for the bridge, including structure layout plan, elevation, typical cross section, foundation plans, and structure details
 - 11.11.6 Boring logs
 - 11.11.7 Details for stream bank/channel restoration and scour countermeasure
 - 11.11.8 Title Sheet and Miscellaneous Details

- 11.12 Perform structural calculations and load rating analysis in support of the bridge design. The load rating analysis shall be performed using *AASHTOWare Bridge Rating Software* and shall be in accordance with the latest Connecticut Department of Transportation (CTDOT) *Bridge Load Rating Manual* using the Load and Resistance Factor Rating (LRFR) methods.

- 11.13 Prepare final quantity estimate, cost opinion, and calendar day chart.

- 11.14 Submit 90% Completion plans, estimate, and calculations for review.

- 11.15 Meet with Town staff to discuss the final design. Respond to review comments in writing.
- 11.16 Incorporate final review comments and prepare final plans.
- 11.17 Submit final plans for review.

SCHEDULE

The estimated time required to complete Tasks 1.0 through 10.0 is as follows.

Task 1.0 – Kickoff, Coordination, and Public Meetings	Through the project
Task 2.0 – Data Collection	1 month
Task 3.0 – Survey	2 months
Task 4.0 – Hydrologic Modeling	1 to 2 months
Task 5.0 – Geotechnical Engineering.....	1 month
Task 6.0 – Preliminary Engineering	2 months
Task 7.0 – Preliminary Design - Dams.....	2 months
Task 8.0 – Final Design and Permit Applications – Dams	2 months
Task 9.0 – Preliminary Design – Bridges (Two Locations)	3 months
Task 10.0 – Final Design – Bridges (Two Locations)	4 months
Task 11.0 – Lantern Hill Road over Long Pond Bridge Design (Add Alternate)	7 months

Note: Several of the above projects will be worked on simultaneously such as Survey and Data Collection, Hydrologic Modeling and Geotechnical Engineering, etc. However, the coordination meetings and delays arising from the interests of the various stakeholders are unknowns at this time.

PROFESSIONAL FEES

We will perform the services listed above for the following lump sum fees plus direct expenses (i.e., printing, mileage, etc.):

Task 1.0 – Kickoff, Coordination, and Public Meetings	29,000
Task 2.0 – Data Collection.....	\$17,000
Task 3.0 – Survey	\$18,000
Task 4.0 – Hydrologic Modeling.....	\$56,000
Task 5.0 – Geotechnical Engineering	\$62,000
Task 6.0 – Preliminary Engineering	\$63,000
Task 7.0 – Preliminary Design – Dams	\$87,000
Task 8.0 – Final Design and Permit Applications – Dams	\$81,000

Task 9.0 – Preliminary Design – Bridges (Two Locations)	\$58,000
Task 10.0 – Final Design – Bridges (Two Locations)	\$63,000
Task 11.0 – Lantern Hill Road over Long Pond Bridge Design (Add Alternate)	\$75,000
Total	\$609,000

EXCLUSIONS/LIMITATIONS

Please note that in submitting this proposal we cannot guarantee that the proposed project will receive all necessary approvals. The following services are not included in this proposal:

1. Biological assessments or environmental impact studies, including hazardous waste assessments
2. Detailed archaeologic studies
3. Design of offsite improvements
4. Preparation of specifications and bid documents
5. Construction-phase services or the preparation of "as-built" plans
6. Easement mapping, legal descriptions, or property negotiations
7. Assistance with Connecticut Diversion Permit application
8. Permit fees

Should the above items or any additional services be required, they can be provided on an hourly basis or for an agreed-upon lump sum fee.


We would be honored by an opportunity to work with the Town of Ledyard to develop this project. If we can provide you with any additional information, please do not hesitate to contact either of the undersigned (thart@slrconsulting.com, 203.206.9838; kpatel@slrconsulting.com, 203.278.1764).

Sincerely,

SLR International Corporation



Edward A. Hart, PE
Principal Civil Engineer
Associate Manager of Engineering



Kishor Patel, PE
Principal Structural Engineer

Enclosure

12174.p0011.m1123.prop.docx

2023 US PREFERRED RATE SCHEDULE

<u>PROFESSIONAL SERVICES</u>	<u>Hourly Rate</u>
Senior Advisor	\$300
Senior Principal	\$250
Principal 2	\$230
Principal 1	\$215
Senior 2	\$205
Senior 1	\$200
Associate 2	\$190
Associate 1	\$185
Project 2	\$170
Project 1	\$165
Staff 2	\$145
Staff 1	\$140
Chief Inspector	\$180
Senior Inspector	\$155
Inspector	\$135
Senior Draftsperson/Technician	\$130
Draftsperson/Technician	\$115
Party Chief	\$135
Survey Crew Member	\$105
Administrative 2	\$95
Administrative 1	\$90

Note: Time will be billed to the nearest ¼ hour

REIMBURSABLE EXPENSES

	<u>Rate</u>
Bond Prints	\$ 2.00 Each
Large Bond Prints	\$ 3.00 Each
Fixed Line Mylars	\$75.00 Each
Color Plots/Mylars	\$30.00 Each
Large Color Plots/Mylars	\$45.00 Each
Photocopies – 8½ x 11	\$ 0.12 Per Copy
Photocopies – 11 x 17	\$ 0.24 Per Copy
Color Copies – 8½ x 11	\$ 1.25 Per Copy
Color Copies – 11 x 17	\$ 2.25 Per Copy
Binding 0-200 pages	\$ 6.00 Per Bound Copy
201 or more pages	\$ 7.50 Per Bound Copy
Board Mounting	\$25.00 Each
Each FedEx – \$0-\$25	\$25.00 Per FedEx
FedEx – Over \$25	Cost Per FedEx
Mileage	IRS Rate Per Mile

OTHER DIRECT CHARGES

	<u>Rate</u>
Subcontractors, vendors, and other expenses	Actual cost + 15%
Administrative charge	3% of labor charges
Expert witness testimony services (court and mediation)	50% labor surcharge



TOWN OF LEDYARD

741 Colonel Ledyard
Highway
Ledyard, CT 06339-1511

File #: 23-1650

Agenda Date: 5/17/2023

Agenda #: 3.

AGENDA REQUEST
GENERAL DISCUSSION ITEM

Subject:

Any other New Business proper to come before the Committee.