



Board of Education Adopted Budget

Ledyard Public Schools | February 2026



LEDYARD



Mission Statement

Ledyard Public Schools provides every child with the experiences, supports, and opportunities necessary for life and success in our diverse and evolving world.



2024-29 Strategic Plan

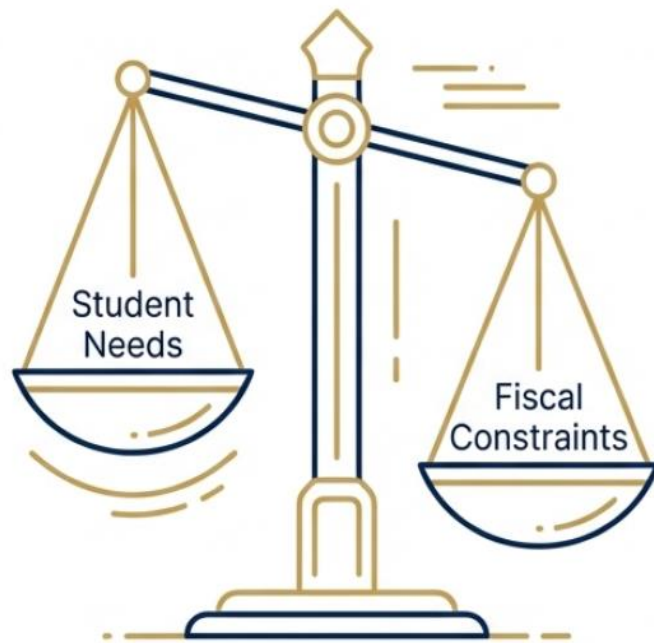


A Budget for Stability and Stewardship

Our Mission: To deliver on the promises of the District Strategic Plan while maintaining fiscal responsibility.

The Context:

- Navigating contractual wage obligations.
- Absorbing inflationary pressures on operations.
- Strategically reallocating resources (funding new needs by reducing old costs).



FY27 Financial Overview

\$41,857,335

(Note: \$75,000 reduction from Town Council!)

~~+\$1,470,093~~

~~Increase over FY26~~

~~3.63%
Increase~~

+\$1,395,093

Increase over FY26
(Includes \$75,000 reduction from Town Council)

**3.45%
Increase**



Driving the 2026–2027 Budget: Contracts & Inflation

The 2026–2027 Ledyard Board of Education budget is primarily focused on maintaining required services while addressing unavoidable external financial pressures, with nearly the entire proposed increase tied to existing legal contracts and the rising cost of goods and services.

THE DRIVERS OF GROWTH

77.3%

Attributable to Contracts

Largest portion of the budget increase is mandated by existing collective bargaining agreements.

22.2%

Driven by Inflation

Rising costs for utilities, supplies, and external services represent nearly a quarter of the increase.



**KEY FINDING:
Strategic Neutrality**

Targeted strategic investments (20.7%) are almost entirely offset by line-item reductions (20.2%).

INFLATIONARY PRESSURE POINTS



Rising Special Education Costs

A limited pool of external providers continues to drive up tuition and service costs.

\$210,703 Tuition and Programming Costs



Transportation Adjustment

\$115,678

Reflects the specific inflationary increase for daily bus services and student conveyance.

\$5,278 Misc. Supplies Inflation (Districtwide: Nursing, Art, Textbooks)



\$27,339 Utilities Inflation Adjustment (Maintenance: Electricity, Sewer, Water)

Ledyard Public Schools: 2026-2027 Budget Balancing Act

The proposed \$41.9M budget represents a 3.63% increase, strategically aligning resources to fund new investments (\$304,487) with targeted reductions (\$297,123) to maintain fiscal stewardship.

INVESTMENTS vs. REDUCTIONS

Targeted Strategic Investments

Line-Item Reductions

\$304,487
20.7%

\$297,123



Strategic Investments (Program Enhancements)



Strengthening Academic & Operational Support

Funding a 1.0 FTE Math Instructional Coach and 1.0 FTE Facilities Department support.



\$40,802 for Operational Efficiency

Investment in a new districtwide timekeeping system to improve administrative reliability.



Modernizing Classroom Tools

Allocation for 100 graphing calculators and updated math and science textbooks.

Targeted Reductions (Cost Savings)



\$297,123 in Line-Item Offsets

Reductions made to equipment, software, and tuition to fund new priorities.



Streamlining Technology & Curriculum

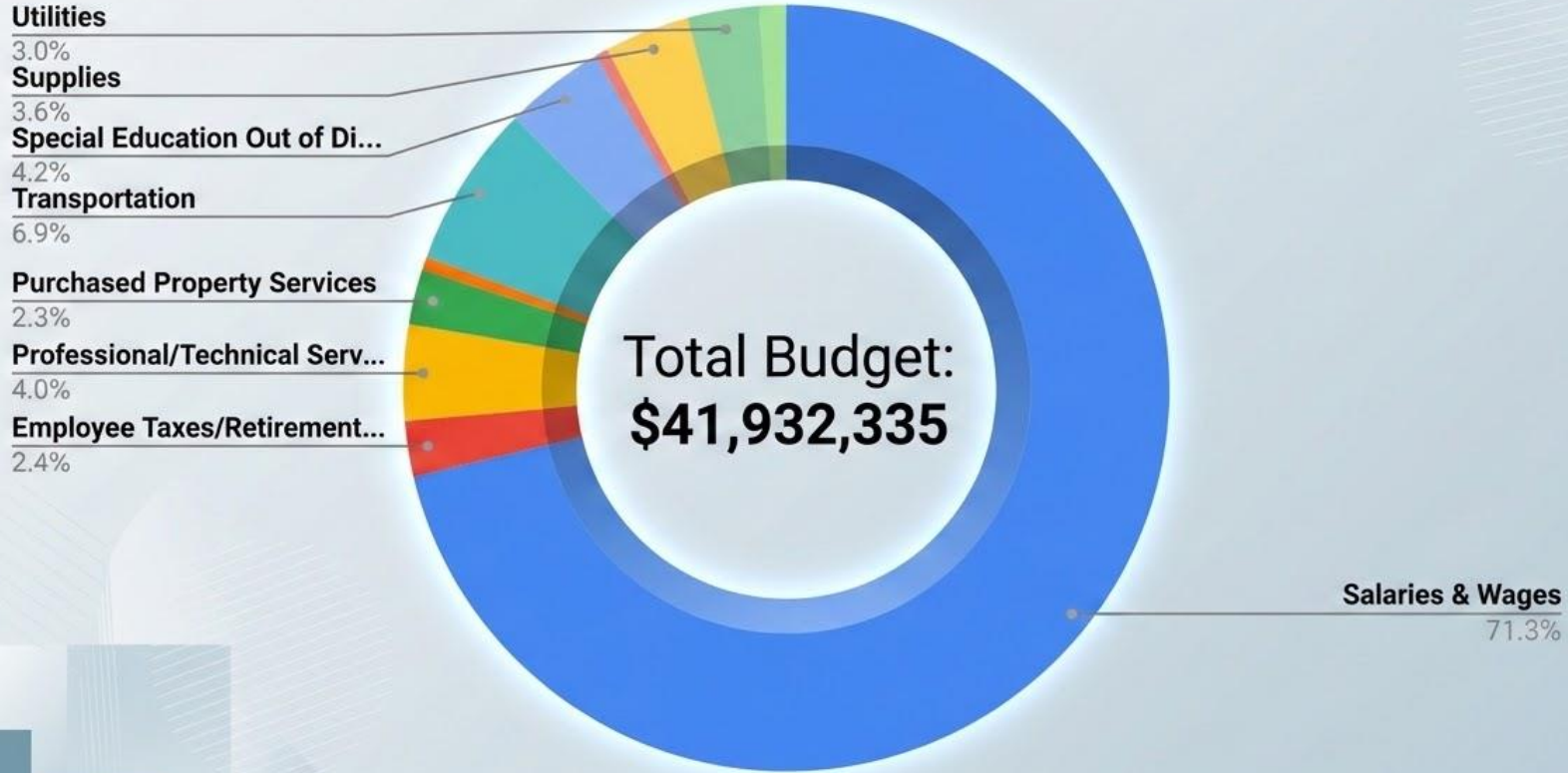
Discontinuing Dreambox software and replacing iReady with STARS assessment to save costs.



\$62,473 Savings in Tuition

Significant reduction in Magnet School Tuition costs based on current enrollment trends.

2026-2027 Budget Breakdown



2026-2027 Proposed Budget: \$41,932,335

Budget Reductions

2026-2027

| Request | Estimated Cost | Location | Type |
|--------------------------------------------------------|----------------|--------------------|-------------------|
| BLUE - Reduction to budget | -\$297,123 | | |
| Testing Supplies - iReady | -\$44,266 | Curriculum | Supplies |
| Testing Supplies - Curriculum Assoc | -\$21,095 | Curriculum | Supplies |
| Wit & Wisdom Training | -\$5,000 | Curriculum | Professional Serv |
| Curriculum Software - Dreambox, net of adj | -\$20,821 | Curriculum | Other |
| Other Supplies - Athletics | -\$10,000 | LMS | Supplies |
| Magnet School Tuition | -\$62,473 | Curriculum | Other |
| Ignite Tutoring Services | -\$25,000 | Elementary Schools | Professional Serv |
| Historic paraprofessional spending/turnover adjustment | -\$36,468 | Districtwide | Salary |
| Equipment - Security | -\$52,000 | Districtwide | Equipment |
| Teacher Retirement | -\$20,000 | Districtwide | Salary |

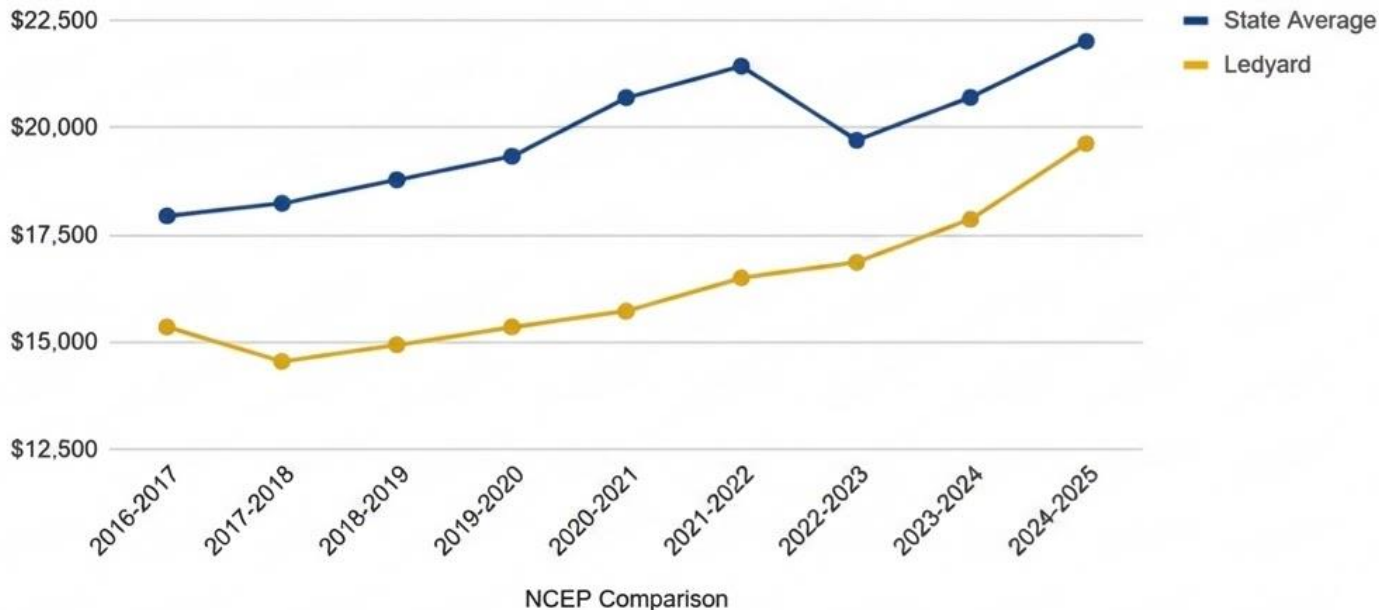
Budget Additions

2026-2027

| GREEN - Recommend for inclusion in budget | | \$304,487 | | |
|------------------------------------------------------------|--------------------------|----------------|--------------------|-------------------|
| | | | | |
| Request | Strategic Plan Alignment | Estimated Cost | Location | Type |
| STAR Assessment for grades 4-8/ Offset with cut to Iready | Provide Opportunities | \$15,000 | Curriculum | Supplies |
| Additional Seats mClass/Forefront | Provide Opportunities | \$8,362 | Curriculum | Supplies |
| 100 Ti84 graphing calculators | Program Maintenance | \$15,200 | LHS | Supplies |
| Textbooks - General/Math Instruction | Program Maintenance | \$24,243 | Districtwide | Supplies |
| Timekeeping system | Operational Efficiency | \$40,802 | Districtwide | Equipment |
| 1.0 FTE Elementary Math Coach (1 of 2 for full complement) | Active Engaged Learning | \$81,200 | Elementary Schools | Salary |
| Afterschool Activities Director | Operational Efficiency | \$4,500 | LMS | Salary |
| Marching Band | Excellence | \$12,180 | LHS | Salary |
| District data dashboard engagement - year 1 | Active Engaged Learning | \$10,000 | Districtwide | Professional Serv |
| NEASC District accreditation - year 1 | Excellence | \$8,000 | Districtwide | Professional Serv |
| Professional Development - Teachers | Active Engaged Learning | \$5,000 | LHS | Professional Serv |
| 1.0 FTE Facilities Dept | Operational Efficiency | \$80,000 | Maintenance | Salary |

Per Pupil Expenditure: Comparison to State Average

NCEP Comparison

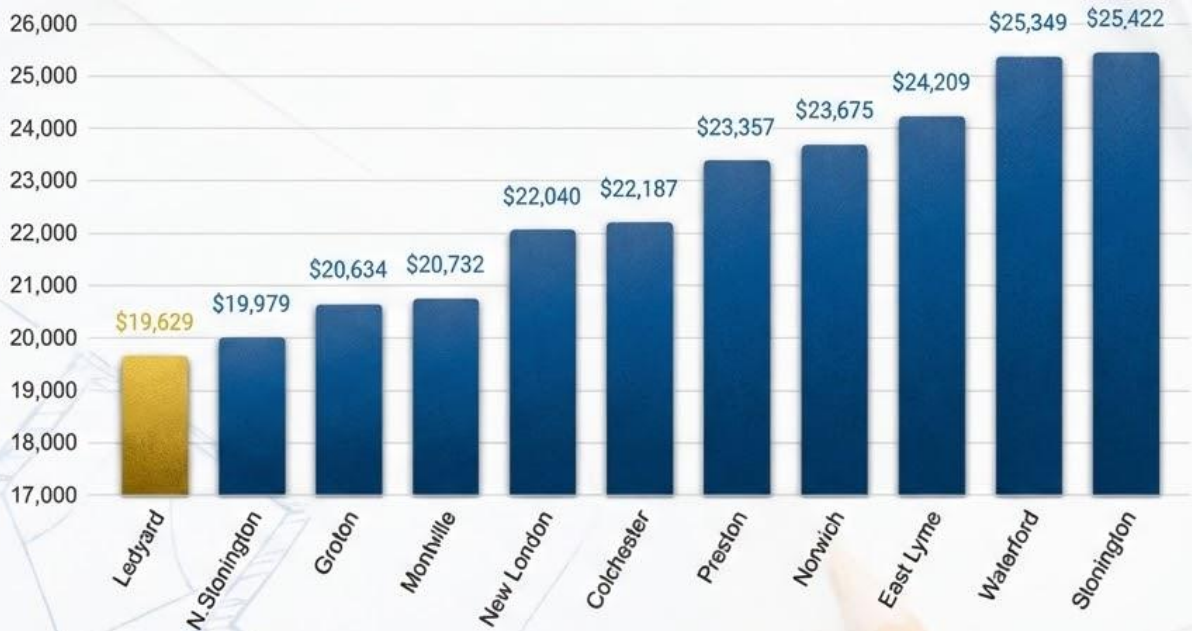


CT state average is \$22,029 versus \$19,629 for Ledyard,
\$2400/student variance, \$2400 x 2296 students, \$5,510,400



Per Pupil Expenditure: New London County

Areas Towns in NL County 2024-2025 NCEP

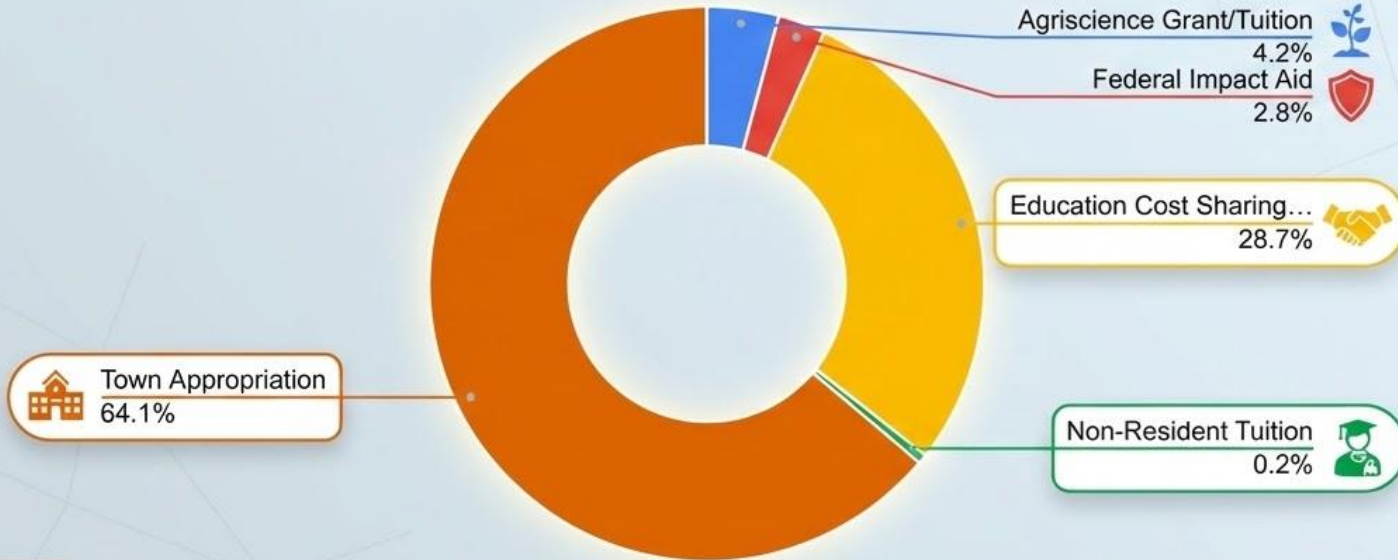


October 2025 per CSDE



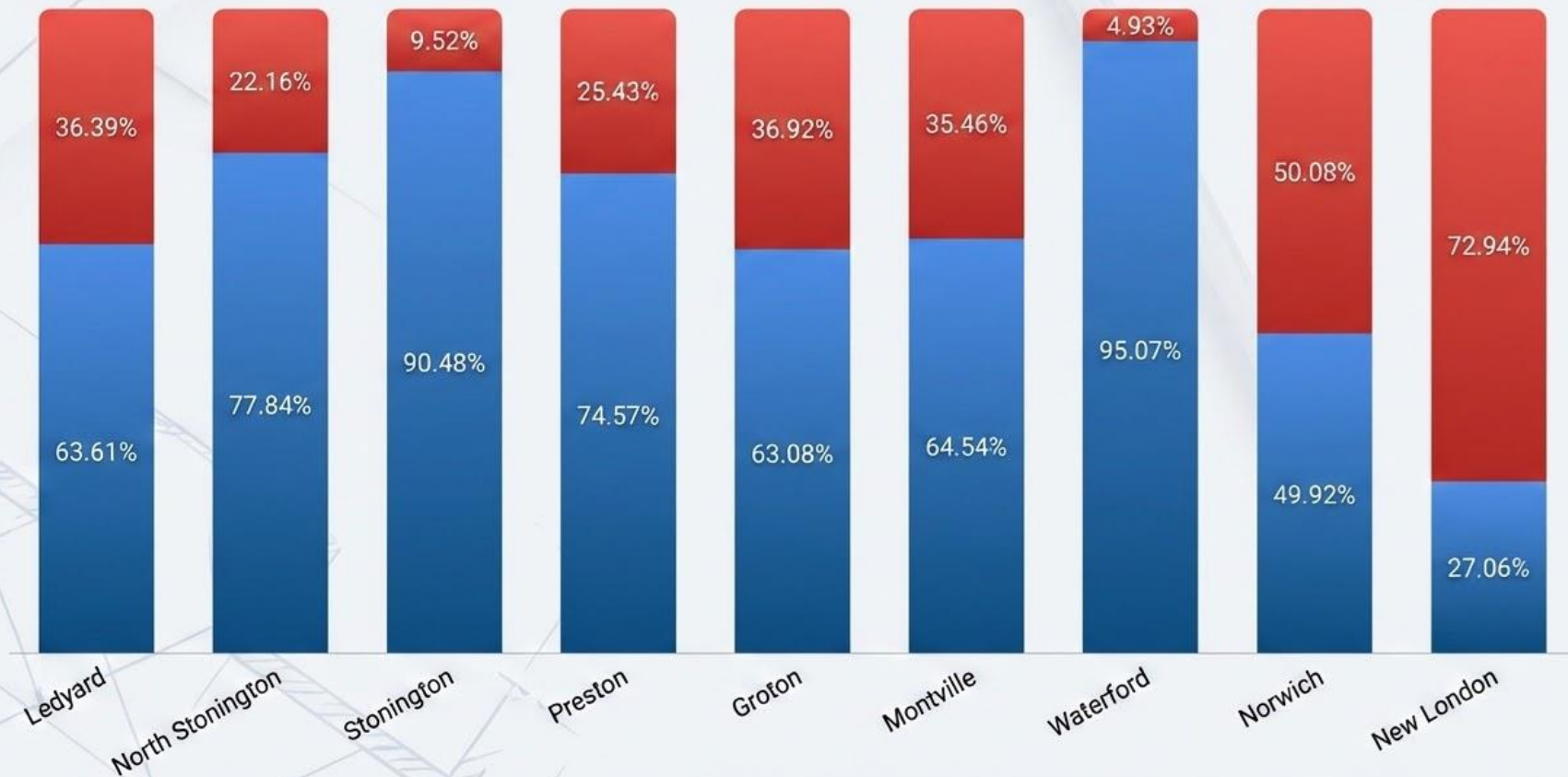
Funding Sources

Town of Ledyard Proposed 2026-27 Estimated BOE Funding Source



Funding by Source* - Local Districts (2023-2024 School year)

● State/Federal/Other ● Local



Questions & Discussion

