



TOWN OF LEDYARD CONNECTICUT

Library Commission

~ AGENDA ~

Bill Library
718 Colonel Ledyard Highway
Ledyard, Connecticut 06339

Gales Ferry Library
18 Hurlbutt Road
Gales Ferry, Connecticut 06335

Chair
John Bolduc

Regular Meeting

Monday, September 16, 2024

7:00 PM

Bill Library

Bill Library

I. CALL TO ORDER

II. ROLL CALL

III. RESIDENTS & PROPERTY OWNERS COMMENTS

IV. PRESENTATIONS / INFORMATIONAL ITEMS

1. Commission members resignation

Attachments: [Cronin](#)
[Nash](#)

V. MEMBER COMMENTS

VI. REPORTS

1. Treasurer's Report

Attachments: [2024.06 Treasurer's Report](#)
[2024.07 Treasurer's Report](#)
[2024.08 Treasurer's Report](#)

2. Director's Report

Attachments: [2024.09 Director's Report](#)

3. Investment Working Group

Attachments: [2024.07 Bill Library Association Portfolio Update](#)

4. Consortium Working Group

5. Friends of the Ledyard Library

VII. APPROVAL OF MINUTES

1. Motion to approve the regular meeting minutes of the Library Commission meeting from June 17, 2024.

Attachments: [2024.06.17 Commission Minutes](#)

VIII. OLD BUSINESS

Any Old Business proper to come before the Committee

XI. NEW BUSINESS

Any New Business proper to come before the Committee

X. ADJOURNMENT

The next Library Commission meeting is scheduled for October 21, 2024 at the Gales Ferry Library.

DISCLAIMER: Although we try to be timely and accurate these are not official records of the Town.



TOWN OF LEDYARD

741 Colonel Ledyard
Highway
Ledyard, CT 06339-1511

File #: 24-0808

Agenda Date: 9/16/2024

Agenda #: 1.

From: Cronin, Brian J
Sent: Tuesday, September 3, 2024 2:09 PM
To: town council@ledyardct.org
Cc: Jen Smith; 'John Bolduc'; Barbara Candler; Elizabeth Rumery; Ellin Grenger; Peter Diette; Ralph Hightower; 'Rolf Racich'; 'Rebecca Nash'
Subject: Brian Cronin Library Commission Resignation

To the Ledyard Town Council,

I am writing to inform the Town Council of Ledyard that I am not longer able to represent the town on the Library Commission. Changes in my responsibilities at work and at home have made it difficult for me to manage all my obligations. I regret that my participation in Library Commission is one of the obligations I need to step away from. Please accept my resignation from Town of Ledyard Library Commission effective today.

It has been a privilege and an honor to represent the town and to work with such a dedicated group of people in support of our Library over the years. I am proud to have seen our library evolve and meet the needs of our community through years of challenges, pandemics and constant technological advancements notwithstanding. Over the years I have been on the Library Commission, one thing that remained constant and was a source of fulfillment for me, was the unified commitment to the importance of maintaining a town library that is accessible and useful to our community.

Libraries, like schools, museums and galleries enrich the communities they are a part of in ways that are sometimes hard to quantify and often underestimated or even overlooked when budgets are tight. I have faith that the library is in good hands with our new director and that the current commission will continue to advocate the importance of maintaining the library as an oasis of knowledge, opportunity and resources that provide the foundations for endless possibilities to our community now and into the future.

Sincerely
Brian Cronin
12 Erin's Way
Ledyard, CT

Rebecca Nash
8 Osprey Drive
Gales Ferry CT 06335

September 3, 2024

Attn: Ledyard Town Council
CC: Mayor Fred Allyn, Library Director Jen Smith and Commission Chair John Bolduc
Sent via email

I am writing to confirm my decision not to be reappointed to the Ledyard Library Commission when my term ends on November 7. During my twenty years of service to the commission, I have had the privilege to work with countless other dedicated commission members and I have appreciated their support, mentorship and friendship.

In addition to being a commission member, I have served as recording secretary, vice chair and chair. My four years as chair included some truly challenging times for the library – staff layoffs, a global pandemic and a transition in leadership for the library. I am proud to have led the commission through those times and to have helped the library come out even stronger.

Serving with Gale Bradbury during half of her 40 year tenure was a true pleasure. Similarly, I am thrilled to have been part of the hiring process that brought Jen Smith to Ledyard Library. I feel confident stepping away from the commission at this time knowing that the library is in such good hands. Similarly, the commission itself is a great blend of newer and more seasoned members who will continue to thoughtfully advocate for and support the library's mission.

My last meeting with the commission will be October 21, 2024 and I will step down November 7, 2024 when my term expires. My connection with the library will continue, as it has since I first moved to Ledyard and was greeted by name on my second visit to the library. I remain grateful to the Ledyard Library staff and volunteers who continue to make the library a vibrant heart of our community.

With my continued good wishes,

Rebecca

Rebecca Nash



TOWN OF LEDYARD

741 Colonel Ledyard
Highway
Ledyard, CT 06339-1511

File #: 24-0800

Agenda Date: 9/16/2024

Agenda #: 1.

LIBRARY COMMISSION FY 2023-2024 BUDGET					
June Actual vs Budget					
	FY 2024 Budget	May YTD	June	Year To Date	
RECEIPTS					
Carryover	7,371.95	7,371.95		7,371.95	
Donations/ Misc./other ¹	2,000.00	1,567.94	110.00	1,677.94	
Fundraising ²	500.00	500.14		500.14	
Grants				-	
❖LTC Grant	40,000.00	20,000.00		20,000.00	
❖DeliverIT State Library Grant	828.00	828.00		828.00	
❖Public Incentive State Library Grant	1,442.00	1,442.00		1,442.00	
❖New London Kiwanis	500.00	500.00		500.00	
❖Traveling Toys	3,333.33		3,333.33	3,333.33	
❖Ledyard Rotary Foundation Inc	2,000.00		2,000.00	2,000.00	
Seed Library	150.00	150.00		150.00	
Total Receipts	58,125.28	32,360.03	5,443.33	37,803.36	
EXPENDITURES	FY 2024 Budget	May YTD	June	Year To Date	Net Budget
Adult Programs	500.00	462.77	36.10	498.87	1.13
Books, Media & Technology	5,500.00	4,418.22	600.19	5,018.41	481.59
Children's Programs	1,000.00	999.57		999.57	0.43
Grants				-	
❖LTC Grant	20,000.00	17,992.60	375.79	18,368.39	1,631.61
❖DeliverIT State Library Grant	828.00	-	-	-	828.00
❖Public Incentive State Library Grant	1,442.00	-	-	-	1,442.00
❖New London Kiwanis	500.00	-	-	-	500.00
❖Traveling Toys	3,333.33	-	-	-	3,333.33
❖Ledyard Rotary Foundation Inc	2,000.00	-	-	-	2,000.00
Seed Library	150.00	-	-	-	150.00
Total Expenditures	35,253.33	23,873.16	1,012.08	24,885.24	10,368.09
BALANCE		8,486.87	4,431.25	12,918.12	

¹ Glenwoods Book Club; Elaine Peterson

LIBRARY INVESTMENT FUNDS - EITHER LIBRARY FY 2023-2024 BUDGET					
June Actual vs Budget					
	FY 2024 Budget	May YTD	June	Year To Date	
RECEIPTS					
Investment Income - Either ¹	600.00	-	600.00	600.00	
Grants/Bequests	2,366.56	375.00	-	375.00	
Total Receipts	2,966.56	375.00	600.00	975.00	
EXPENDITURES	FY 2024 Budget	May YTD	June	Year To Date	Net Budget
Investment Income - Either	-	-	600.00	600.00	(600.00)
Grants/Bequests	2,366.56	375.00	-	375.00	1,991.56
Total Expenditures	2,366.56	375.00	600.00	975.00	1,391.56
BALANCE		-	-	-	

¹ Slat Wall Displays

LIBRARY INVESTMENT FUNDS - GALES FERRY FY 2023-2024 BUDGET					
June Actual vs Budget					
	FY 2024 Budget	May YTD	June	Year To Date	
RECEIPTS					
Investment Income - GF ¹	970.75	504.28	466.47	970.75	
Donations	-	-	-	-	
Total Receipts	970.75	504.28	466.47	970.75	
EXPENDITURES	FY 2024 Budget	May YTD	June	Year To Date	Net Budget
Investment Income - GF ¹	970.75	504.28	466.47	970.75	-
Total Expenditures	970.75	504.28	466.47	970.75	-
BALANCE		-	-	-	

LIBRARY COMMISSION FY 2024-2025 BUDGET					
July Actual vs Budget					
	FY 2025 Budget	YTD	July	Year To Date	
RECEIPTS					
Carryover	27,921.57		27,921.57	27,921.57	
BorrowIT Reimbursement	1,000.00				
Donations/ Misc./other	1,500.00		500.00	500.00	
Fundraising	500.00			-	
Grants	5,333.33				
Seed Library	100.00			-	
Total Receipts	36,354.90	-	28,421.57	28,421.57	
EXPENDITURES	FY 2025 Budget	YTD	July	Year To Date	Net Budget
Adult Programs	500.00			-	500.00
Books, Media & Technology	5,500.00			-	5,500.00
Children's Programs	1,000.00			-	1,000.00
Grants	26,985.74		(20.80)		
Seed Library	200.00			-	200.00
Total Expenditures	34,185.74	-	(20.80)	-	7,200.00
BALANCE		-	28,442.37	28,421.57	

LIBRARY INVESTMENT FUNDS - EITHER FY 2024-2025 BUDGET					
July Actual vs Budget					
	FY 2025 Budget	YTD	July	Year To Date	
RECEIPTS					
Investment Income - E	1,116.00			-	
Grants/Bequests	4,733.12				
Donations	1,000.00	-		-	
Total Receipts	6,849.12	-	-	-	
EXPENDITURES	FY 2025 Budget	YTD	July	Year To Date	Net Budget
Investment Income - E	1,116.00				1,116.00
Hauptfeld Bequest	4,358.12				
Total Expenditures	5,474.12	-	-	-	1,116.00
BALANCE		-	-	-	

LIBRARY INVESTMENT FUNDS - GALES FERRY FY 2024-2025 BUDGET					
July Actual vs Budget					
	FY 2025 Budget	YTD	July	Year To Date	
RECEIPTS					
Investment Income - GF	1,194.00	-		-	
Donations	300.00	-		-	
Total Receipts	1,494.00	-	-	-	
EXPENDITURES	FY 2025 Budget	YTD	July	Year To Date	Net Budget
Investment Income - GF	1,194.00	-		-	1,194.00
Total Expenditures	1,194.00	-	-	-	1,194.00
BALANCE		-	-	-	

LIBRARY COMMISSION FY 2024-2025 BUDGET					
August Actual vs Budget					
	FY 2025 Budget	July YTD	August	Year To Date	
RECEIPTS					
Carryover	27,921.57	27,921.57		27,921.57	
BorrowIT Reimbursement	1,000.00	1,000.00		1,000.00	
Donations/ Misc./other	1,500.00	500.00	-	500.00	
Fundraising	500.00			-	
Grants	5,333.33	5,333.33		5,333.33	
Seed Library	100.00	100.00		100.00	
Total Receipts	36,354.90	34,854.90	-	34,854.90	
EXPENDITURES	FY 2025 Budget	July YTD	August	Year To Date	Net Budget
Adult Programs	500.00			-	500.00
Books, Media & Technology	5,500.00		1,123.08	1,123.08	4,376.92
Children's Programs	1,000.00			-	1,000.00
Grants	26,985.74	(20.80)	5,194.86	5,174.06	21,811.68
Seed Library	200.00			-	200.00
Total Expenditures	34,185.74	(20.80)	6,317.94	6,297.14	27,888.60
BALANCE		34,875.70	(6,317.94)	28,557.76	

LIBRARY INVESTMENT FUNDS - EITHER FY 2024-2025 BUDGET					
August Actual vs Budget					
	FY 2025 Budget	July YTD	August	Year To Date	
RECEIPTS					
Investment Income - Either	1,116.00			-	
Grants/Bequests	4,358.12			-	
Donations	1,000.00	-	230.00	230.00	
Total Receipts	6,474.12	-	230.00	230.00	
EXPENDITURES	FY 2025 Budget	July YTD	August	Year To Date	Net Budget
Investment Income - Either	1,116.00			-	1,116.00
Hauptfeld Bequest	4,358.12			-	4,358.12
Total Expenditures	5,474.12	-	-	-	5,474.12
BALANCE		-	230.00	230.00	

Donations: J&C Bolduc, M.Daumy, B&L Peckham, G.Wilson

LIBRARY INVESTMENT FUNDS - GALES FERRY FY 2024-2025 BUDGET					
August Actual vs Budget					
	FY 2025 Budget	July YTD	August	Year To Date	
RECEIPTS					
Investment Income - Gales Ferry	1,194.00	-		-	
Donations	300.00	-		-	
Total Receipts	1,494.00	-	-	-	
EXPENDITURES	FY 2025 Budget	July YTD	August	Year To Date	Net Budget
Investment Income - Gales Ferry	1,194.00	-		-	1,194.00
Total Expenditures	1,194.00	-	-	-	1,194.00
BALANCE		34,875.70	-	-	



TOWN OF LEDYARD

741 Colonel Ledyard
Highway
Ledyard, CT 06339-1511

File #: 24-0801

Agenda Date: 9/16/2024

Agenda #: 2.

Director's Report to the Library Commission September 16, 2024

Library News:

- Alyssa Drake accepted another position so our Assistant Librarian I – Adult Services position is currently vacant. The job has been posted since mid-August. We are reviewing applications and hope to begin interviews in the next week or two.
- Summer Reading went very well again this year (flyer attached with final numbers including Adults, Teens, and Children).
 - Based on our (50+) Summer Reading survey results, 100% of responders felt welcome at the library, 95% got help from the library, and 96% plan to take part after summer.
- We are grateful to Ledyard Rotary, Ledyard Lions, and New London Kiwanis for their grant funding which has been used to start Children's Read Along collections in both buildings. Although this new collection of Wonderbooks has only been available for a few weeks, it is already extremely popular with our young library patrons. Parents and caregivers alike also love the screen free, read aloud option which helps their children follow along while they see and hear the words on the page. This combination of print and audio together improves vocabulary, word recognition, and phonological awareness.



- Staff have been busy cataloging and processing the items for the new Toy Library. This grant funded collection was created in collaboration with Traveling Toys Inc. with generous funding from the Community Foundation of Eastern Connecticut. Items will live at both library buildings and should be ready for ribbon cutting in the next few months!


Building News:

- A new ADA circulation/information desk will be installed at Bill Library between September 19-20. Gales Ferry Library will be open on Friday, September 20 between 9:00-5:00 p.m. and Bill Library will be closed. This project was fully funded by the American Library Association Libraries Transforming Communities – Round 2 grant.

Town News:

- A new Human Resources Director for the town will start on Monday, September 16.

Respectfully Submitted,
Jennifer Smith
Library Director



SUMMER READING 2024

LEDYARD PUBLIC LIBRARY

The librarians are very friendly and helpful and the selection of books and materials are great!

Very welcoming, lots of great books, fun programs!



TOTAL PARTICIPANTS

408

ADVENTURES AND READING LOGGED

5,572

NUMBER OF PROGRAMS AND ACTIVITIES

58

NUMBER OF PROGRAM AND ACTIVITY ATTENDEES

1,892

Children, Teens, and Adults who participate in Summer Reading strongly agreed and agreed that they...

Felt welcome at the library

100%

Got help from the library

95%


Plan to take part after summer

96%



We ran summer programming for:

Early Childhood
Children
Teens
Adults





TOWN OF LEDYARD

741 Colonel Ledyard
Highway
Ledyard, CT 06339-1511

File #: 24-0804

Agenda Date: 9/16/2024

Agenda #: 3.

SALVATORE J TOCCO IV

401-831-8224
WWW.JANNEY.COM

THE BILL LIBRARY ASSOCIATION

Table of Contents

Combined Performance	2
Performance Summary by Account	4
Executive Summary by Account	9
Household Trailing Year Returns	14
Broad Asset Allocation	15
Portfolio Growth	16
Equity Analysis	17
Holdings by Account	18
Estimated Income by Account	31
Disclosure	32

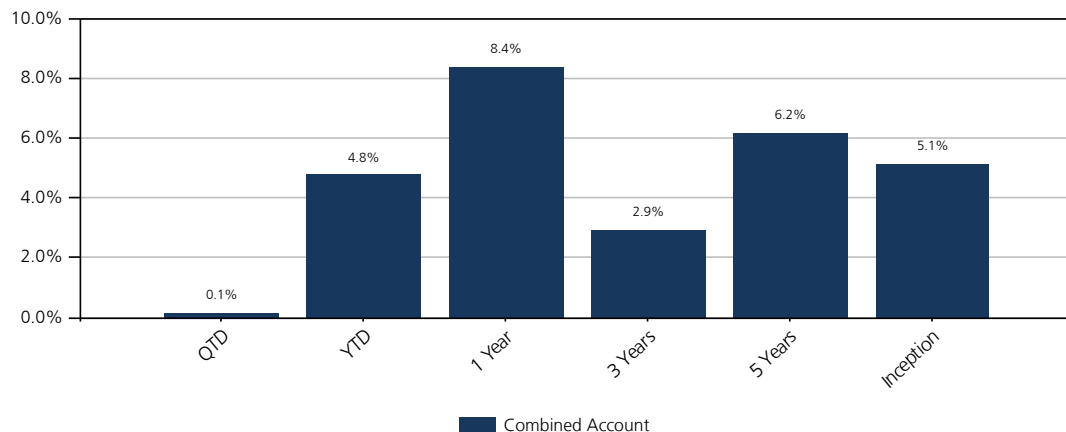
COMBINED PERFORMANCE AS OF JUNE 30, 2024

THE BILL LIBRARY ASSOCIATION

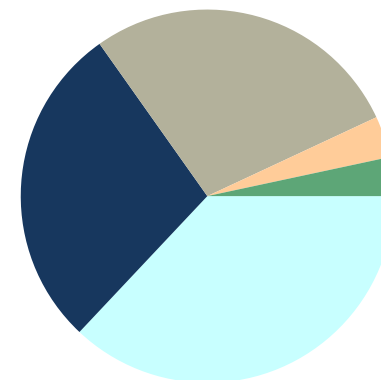


Account HH00054479-1

Investment Return Graph



Current Account Allocation



Account Name	Program	Portfolio Style	Inception Date	Account Value	Quarter To Date	Year To Date	One Year	Three Year	Since Inception
	The Bill Library Association	Total Combined Account	11/26/2012	\$1,420,660	0.14%	4.77%	8.39%	2.91%	5.13%
15301774	The Bill Library Building Fund	COMPASS	11/26/2012	\$525,944	0.73%	4.34%	8.36%	0.76%	5.08%
53696601	The William Holton Memorial Fund	COMPASS	11/23/2016	\$400,284	0.08%	4.72%	8.39%	4.41%	5.82%
44754488	The William Holton Memorial Fund 2	COMPASS	11/22/2023	\$395,715	-0.82%	5.01%			9.51%

COMBINED PERFORMANCE AS OF JUNE 30, 2024

THE BILL LIBRARY ASSOCIATION



Account HH00054479-1

	Account Name Program Portfolio Style	Inception Date	Account Value	Quarter To Date	Year To Date	One Year	Three Year	Since Inception
29542811	Library Commission Funds-Gales Ferry Library AMERICAN FUNDS AF Moderate Growth & Income	3/30/2022	\$50,942	1.10%	6.28%	12.75%		6.05%
11258251	Library Commission Funds-Either Library AMERICAN FUNDS AF Moderate Growth & Income	12/29/2016	\$47,774	1.05%	6.08%	12.47%	3.50%	6.38%

The returns for all periods greater than 1 year are annualized. Yearly trailing returns are calculated using 12 month periods, not actual 365 days, and may include a partial month for reports run mid-month.

PORTFOLIO SUMMARY AS OF JUNE 30, 2024

THE BILL LIBRARY ASSOCIATION



Account HH00054479-1

15301774 THE BILL LIBRARY BUILDING FUND

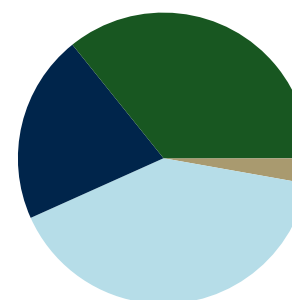
COMPASS

Statement of Portfolio Changes

	Quarter To Date	Year To Date	Since Inception 11/26/2012
Total Beginning Value	\$522,120	\$504,043	\$269,127
Net Deposits/Withdrawals	\$0	\$0	\$27,392
Total Earnings	\$3,824	\$21,900	\$229,424
Total Ending Value	\$525,944	\$525,944	\$525,944

Beginning/ending values and performance returns exclude assets not custodied at Janney such as annuities and certain mutual funds. Total value including these "non-performance" assets and accrued income is \$525,944

Current Asset Allocation



Calendar Year Rate of Return

	2024	2023	2022	2021	2020	Since Inception 11/26/2012
Your Portfolio	4.34%	13.64%	-15.71%	10.39%	13.68%	5.08%

Trailing Year Rate of Return

	Quarter To Date	Year To Date	One Year	Three Year	Five Year	Seven Year
Your Portfolio	0.73%	4.34%	8.36%	0.76%	5.80%	5.68%

The returns for all periods greater than 1 year are annualized. Yearly trailing returns are calculated using 12 month periods, not actual 365 days, and may include a partial month for reports run mid-month.

PORTFOLIO SUMMARY AS OF JUNE 30, 2024

THE BILL LIBRARY ASSOCIATION



Account HH00054479-1

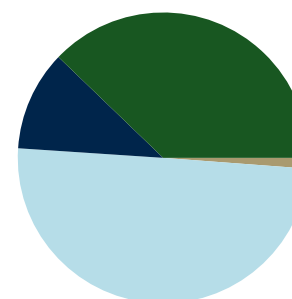
53696601 THE WILLIAM HOLTON MEMORIAL FUND

COMPASS

Statement of Portfolio Changes

	Quarter To Date	Year To Date	Since Inception 11/23/2016
Total Beginning Value	\$398,720	\$382,423	\$1,110
Net Deposits/Withdrawals	\$0	\$0	\$164,203
Total Earnings	\$1,564	\$17,861	\$234,971
Total Ending Value	\$400,284	\$400,284	\$400,284

Current Asset Allocation



Cash and Equivalents	1.2%
U.S. Equity	49.9%
International Equity	11.1%
Fixed Income	37.8%

Beginning/ending values and performance returns exclude assets not custodied at Janney such as annuities and certain mutual funds. Total value including these "non-performance" assets and accrued income is \$402,172

Calendar Year Rate of Return

	2024	2023	2022	2021	2020	Since Inception 11/23/2016
Your Portfolio	4.72%	4.60%	-4.05%	24.74%	-2.55%	5.82%

Trailing Year Rate of Return

	Quarter To Date	Year To Date	One Year	Three Year	Five Year	Seven Year
Your Portfolio	0.08%	4.72%	8.39%	4.41%	6.39%	6.56%

The returns for all periods greater than 1 year are annualized. Yearly trailing returns are calculated using 12 month periods, not actual 365 days, and may include a partial month for reports run mid-month.

PORTFOLIO SUMMARY AS OF JUNE 30, 2024

THE BILL LIBRARY ASSOCIATION



Account HH00054479-1

44754488 THE WILLIAM HOLTON MEMORIAL FUND 2

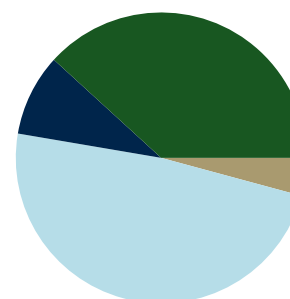
COMPASS

Statement of Portfolio Changes

	Quarter To Date	Year To Date	Since Inception 11/22/2023
Total Beginning Value	\$399,671	\$376,930	\$361,665
Net Deposits/Withdrawals	\$0	\$0	\$0
Total Earnings	-\$3,956	\$18,786	\$34,050
Total Ending Value	\$395,715	\$395,715	\$395,715

Beginning/ending values and performance returns exclude assets not custodied at Janney such as annuities and certain mutual funds. Total value including these "non-performance" assets and accrued income is \$397,581

Current Asset Allocation



Cash and Equivalents	4.2%
U.S. Equity	48.5%
International Equity	9.1%
Fixed Income	38.2%

Calendar Year Rate of Return

	2024	2023*	Since Inception 11/22/2023
Your Portfolio	5.01%	4.28%	9.51%

* The return reflected is for a partial year

Trailing Year Rate of Return

	Quarter To Date	Year To Date
Your Portfolio	-0.82%	5.01%

The returns for all periods greater than 1 year are annualized. Yearly trailing returns are calculated using 12 month periods, not actual 365 days, and may include a partial month for reports run mid-month.

PORTFOLIO SUMMARY AS OF JUNE 30, 2024

THE BILL LIBRARY ASSOCIATION



Account HH00054479-1

29542811 LIBRARY COMMISSION FUNDS-GALES FERRY LIBRARY

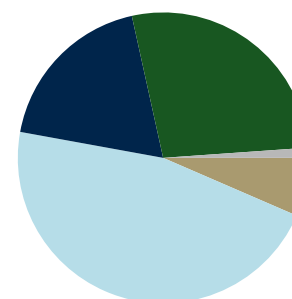
AMERICAN FUNDS

Statement of Portfolio Changes

	Quarter To Date	Year To Date	Since Inception 3/30/2022
Total Beginning Value	\$50,390	\$47,932	\$25,891
Net Deposits/Withdrawals	\$0	\$0	\$18,176
Total Earnings	\$553	\$3,011	\$6,876
Total Ending Value	\$50,942	\$50,942	\$50,942

Beginning/ending values and performance returns exclude assets not custodied at Janney such as annuities and certain mutual funds. Total value including these "non-performance" assets and accrued income is \$50,942

Current Asset Allocation



Calendar Year Rate of Return

	2024	2023	2022*	Since Inception 03/30/2022
Your Portfolio	6.28%	13.12%	-5.08%	6.05%

* The return reflected is for a partial year

Trailing Year Rate of Return

	Quarter To Date	Year To Date	One Year
Your Portfolio	1.10%	6.28%	12.75%

The returns for all periods greater than 1 year are annualized. Yearly trailing returns are calculated using 12 month periods, not actual 365 days, and may include a partial month for reports run mid-month.

PORTFOLIO SUMMARY AS OF JUNE 30, 2024

THE BILL LIBRARY ASSOCIATION



Account HH00054479-1

11258251 LIBRARY COMMISSION FUNDS-EITHER LIBRARY

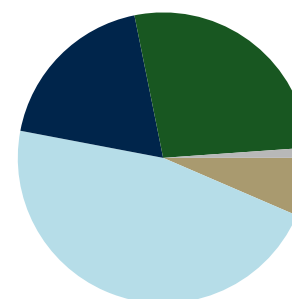
AMERICAN FUNDS

Statement of Portfolio Changes

	Quarter To Date	Year To Date	Since Inception 12/29/2016
Total Beginning Value	\$46,643	\$28,393	\$51,766
Net Deposits/Withdrawals	\$625	\$16,863	-\$26,460
Total Earnings	\$507	\$2,518	\$22,468
Total Ending Value	\$47,774	\$47,774	\$47,774

Beginning/ending values and performance returns exclude assets not custodied at Janney such as annuities and certain mutual funds. Total value including these "non-performance" assets and accrued income is \$47,774

Current Asset Allocation



Calendar Year Rate of Return

	2024	2023	2022	2021	2020	Since Inception 12/29/2016
Your Portfolio	6.08%	12.99%	-10.10%	10.19%	9.93%	6.38%

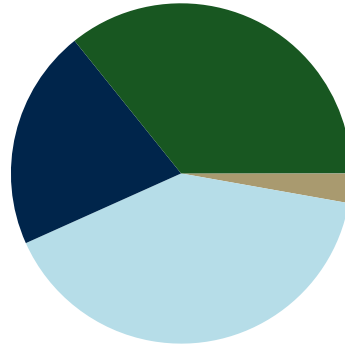
Trailing Year Rate of Return

	Quarter To Date	Year To Date	One Year	Three Year	Five Year	Seven Year
Your Portfolio	1.05%	6.08%	12.47%	3.50%	6.99%	5.61%

The returns for all periods greater than 1 year are annualized. Yearly trailing returns are calculated using 12 month periods, not actual 365 days, and may include a partial month for reports run mid-month.

Asset Allocation

	Market Value	%
Cash and Equivalents	\$14,698	2.8%
U.S. Equity	\$212,972	40.5%
International Equity	\$110,149	20.9%
Fixed Income	\$188,032	35.8%
Other	\$93	0.0%
Total	\$525,944	100%



Market Activity Summary

	Quarter to Date	Year to Date	Since Inception 11/26/2012
Total Beginning Value	\$522,120	\$504,043	\$269,127
Net Deposits/Withdrawals	\$0	\$0	\$27,392
Total Earnings	\$3,824	\$21,900	\$229,424
Total Ending Value	\$525,944	\$525,944	\$525,944
Performance Results			
Your Portfolio	0.73%	4.34%	5.08%

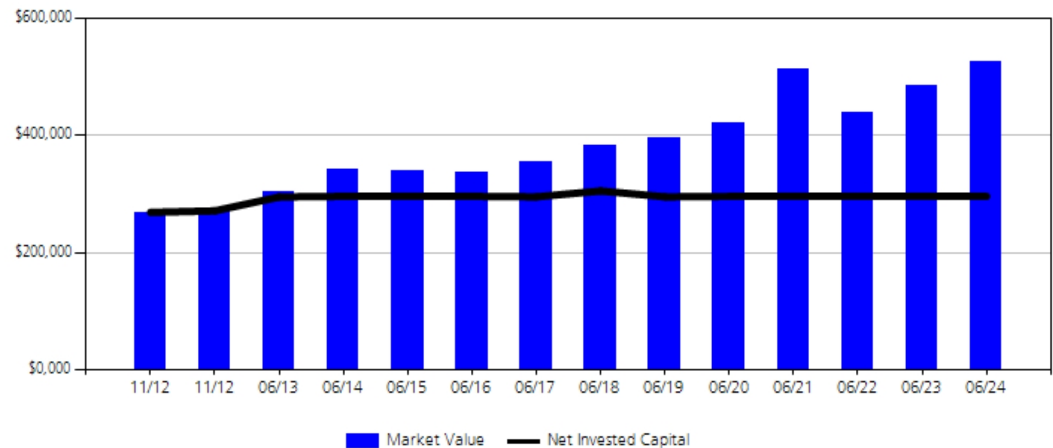
Returns shown for any period greater than 12 months are annualized

Value displayed above includes annuities but may exclude other assets not custodied at Janney such as certain m funds or insurance products. Calculation of performance returns includes the value listed above plus accrued income including these assets and accrued income is \$525,944

Top 10 Holdings

Ticker/Cusip	Security	Market Value	% Portfolio
IEI	ISHS 3-7Y TRSY ETF	56,927	10.8
XLK	TECH SEL SECT SPDR ETF	55,879	10.6
VEU	VNGRD FTSE ALL WORLD ETF	55,532	10.6
XLV	HLTHCR SEL SECT SPDR ETF	47,515	9.0
VPL	VNGRD FTSE PACIFIC ETF	46,882	8.9
IEF	ISHS 7-10Y TRSY ETF	44,109	8.4
TLT	ISHS 20+ TRSY ETF	42,953	8.2
XLC	SELECT COMMN SVC SEL ETF	31,866	6.1
VCIT	VNGRD INTRM CORP BD ETF	23,340	4.4
VCSH	VNGRD SHRT TRM CORP ETF	21,869	4.2
Total		\$426,870	81.2

Net Invested Capital



Non-performance assets are excluded from the Market Value and Net Invested Capital.

PORTFOLIO SUMMARY AS OF JUNE 30, 2024

THE BILL LIBRARY ASSOCIATION



Account HH00054479-1

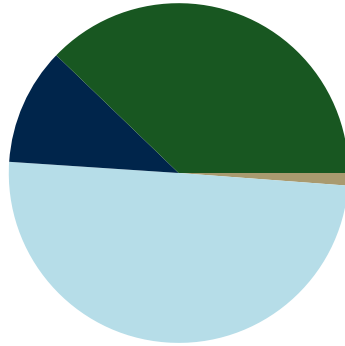
53696601

THE WILLIAM HOLTON MEMORIAL FUND

COMPASS

Asset Allocation

	Market Value	%
Cash and Equivalents	\$4,748	1.2%
U.S. Equity	\$199,610	49.9%
International Equity	\$44,596	11.1%
Fixed Income	\$151,330	37.8%
Total	\$400,284	100%



Market Activity Summary

	Quarter to Date	Year to Date	Since Inception 11/23/2016
Total Beginning Value	\$398,720	\$382,423	\$1,110
Net Deposits/Withdrawals	\$0	\$0	\$164,203
Total Earnings	\$1,564	\$17,861	\$234,971
Total Ending Value	\$400,284	\$400,284	\$400,284

Performance Results

	Quarter to Date	Year to Date	Since Inception 11/23/2016
Your Portfolio	0.08%	4.72%	5.82%

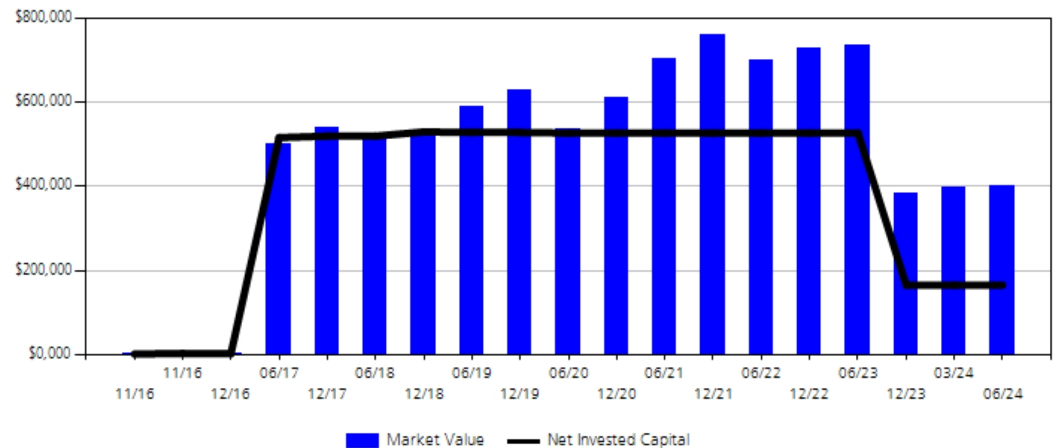
Returns shown for any period greater than 12 months are annualized

Value displayed above includes annuities but may exclude other assets not custodied at Janney such as certain m funds or insurance products. Calculation of performance returns includes the value listed above plus accrued income including these assets and accrued income is \$402,172

Top 10 Holdings

Ticker/Cusip	Security	Market Value	% Portfolio
126650CS7	CVS CORP SR 5.0 120124	24,923	6.2
360271AJ9	FULTON FINL 4.5 111524	24,830	6.2
6174467X1	MS MTN 5.0 112425	24,826	6.2
14040HBZ7	CAPITAL ONE 4.25 043025	24,698	6.2
06051GFU8	BAC NOTE 4.45 030326	24,583	6.1
AVGO	BROADCOM INC	16,055	4.0
47233WDJ5	JEFFERIES GRP 6.0 022829	14,814	3.7
JPM	JPMORGAN CHASE & CO	13,349	3.3
362320BA0	GTE CORP 6.94 041528	12,656	3.2
NVS	NOVARTIS AG SPON ADR	10,007	2.5
Total		\$190,741	47.7

Net Invested Capital

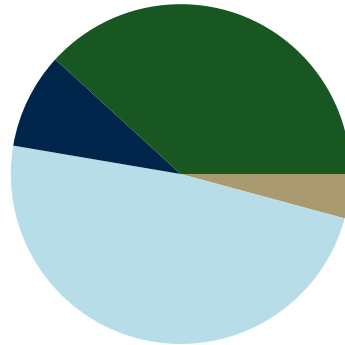


Non-performance assets are excluded from the Market Value and Net Invested Capital.



Asset Allocation

	Market Value	%
Cash and Equivalents	\$16,645	4.2%
U.S. Equity	\$191,820	48.5%
International Equity	\$36,055	9.1%
Fixed Income	\$151,194	38.2%
Total	\$395,715	100%



Market Activity Summary

	Quarter to Date	Year to Date	Since Inception 11/22/2023
Total Beginning Value	\$399,671	\$376,930	\$361,665
Net Deposits/Withdrawals	\$0	\$0	\$0
Total Earnings	-\$3,956	\$18,786	\$34,050
Total Ending Value	\$395,715	\$395,715	\$395,715
Performance Results			
Your Portfolio	-0.82%	5.01%	9.51%

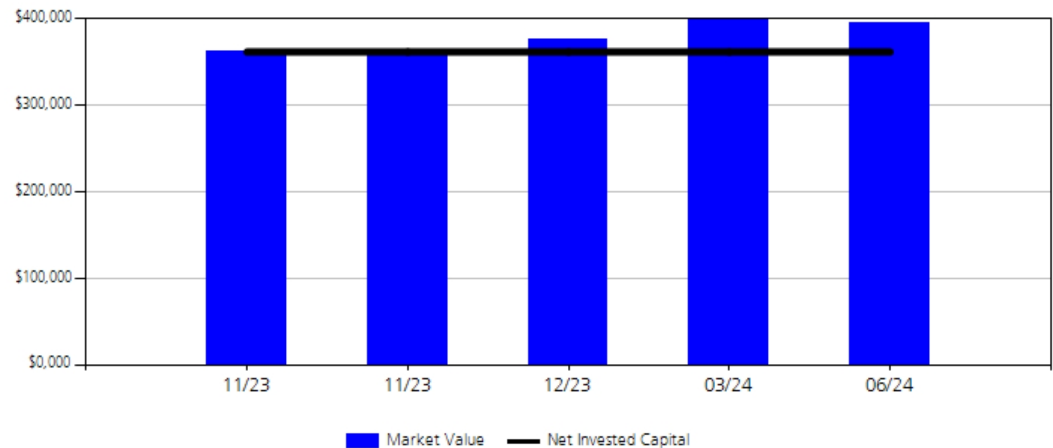
Returns shown for any period greater than 12 months are annualized

Value displayed above includes annuities but may exclude other assets not custodied at Janney such as certain m funds or insurance products. Calculation of performance returns includes the value listed above plus accrued incc value including these assets and accrued income is \$397,581

Top 10 Holdings

Ticker/Cusip	Security	Market Value	% Portfolio
46625HJY7	JPM NOTE 3.875 091024	24,902	6.3
00287YCX5	ABBVIE INC 3.8 031525	24,692	6.2
42217KBF2	HEALTH CARE 4.0 060125	24,596	6.2
09062XAFO	BIOGEN INC 4.05 091525	24,549	6.2
125523CB4	CIGNA CORP 3.4 030127	23,931	6.0
47233WDJ5	JEFFERIES GRP 6.0 022829	14,814	3.7
362320BA0	GTE CORP 6.94 041528	13,711	3.5
RTX	RTX CORP	9,838	2.5
TXN	TEXAS INSTRUMENTS INC	8,948	2.3
DAL	DELTA ARLNS INC NEW	8,919	2.3
Total		\$178,900	45.2

Net Invested Capital



Non-performance assets are excluded from the Market Value and Net Invested Capital.



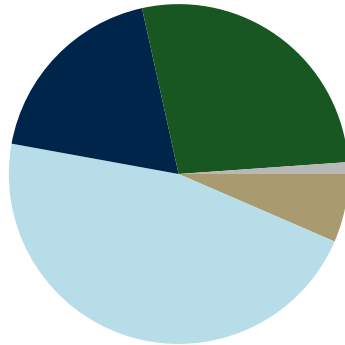
29542811

LIBRARY COMMISSION FUNDS-GALES FERRY LIBRARY

AMERICAN FUNDS

Asset Allocation

	Market Value	%
Cash and Equivalents	\$3,311	6.5%
U.S. Equity	\$23,621	46.4%
International Equity	\$9,510	18.7%
Fixed Income	\$13,931	27.3%
Other	\$570	1.1%
Total	\$50,942	100%



Market Activity Summary

	Quarter to Date	Year to Date	Since Inception 3/30/2022
Total Beginning Value	\$50,390	\$47,932	\$25,891
Net Deposits/Withdrawals	\$0	\$0	\$18,176
Total Earnings	\$553	\$3,011	\$6,876
Total Ending Value	\$50,942	\$50,942	\$50,942
Performance Results			
Your Portfolio	1.10%	6.28%	6.05%

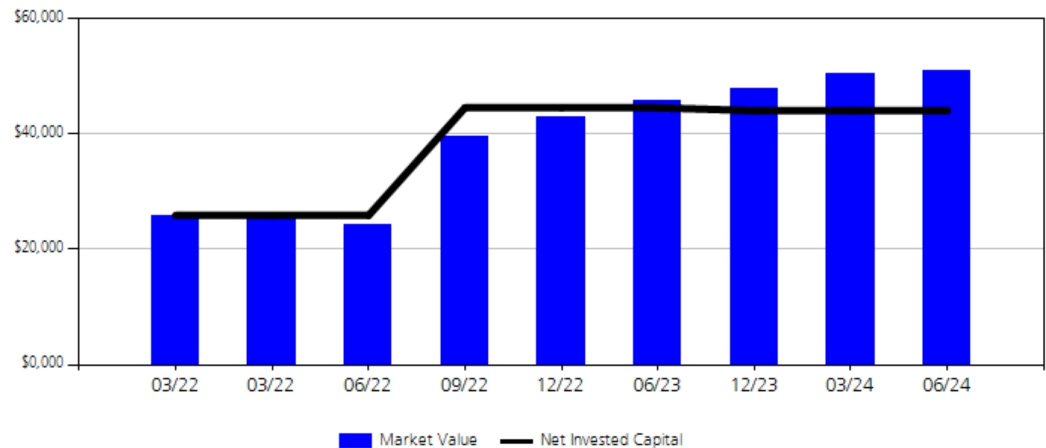
Returns shown for any period greater than 12 months are annualized

Value displayed above includes annuities but may exclude other assets not custodied at Janney such as certain m funds or insurance products. Calculation of performance returns includes the value listed above plus accrued incc value including these assets and accrued income is \$50,942

Top 10 Holdings

Ticker/Cusip	Security	Market Value	% Portfolio
AMBFX	AMR BAL F2	12,526	24.6
WMFFX	WASH MUT INVS F2	7,545	14.8
GBLFX	AMR GLB BAL F2	7,403	14.5
AMEFX	INCOME FD OF AMER F2	5,029	9.9
WGIFX	CAP WRLD GRW INC F2	5,013	9.8
ANBFX	AMR STR BD F2	2,510	4.9
ABNFX	BOND FD OF AMER F2	2,507	4.9
ANWFX	NEW PERSP F2	2,504	4.9
MIAYX	AMR MLTISECT INCM F2	2,429	4.8
SMCFX	SMALLCAP WRLD F2	2,422	4.8
Total		\$49,886	97.9

Net Invested Capital



Non-performance assets are excluded from the Market Value and Net Invested Capital.



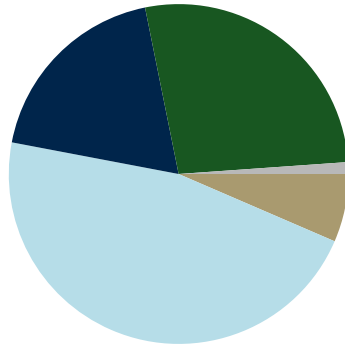
11258251

LIBRARY COMMISSION FUNDS-EITHER LIBRARY

AMERICAN FUNDS

Asset Allocation

	Market Value	%
Cash and Equivalents	\$3,095	6.5%
U.S. Equity	\$22,220	46.5%
International Equity	\$8,999	18.8%
Fixed Income	\$12,923	27.1%
Other	\$537	1.1%
Total	\$47,774	100%



Market Activity Summary

	Quarter to Date	Year to Date	Since Inception 12/29/2016
Total Beginning Value	\$46,643	\$28,393	\$51,766
Net Deposits/Withdrawals	\$625	\$16,863	-\$26,460
Total Earnings	\$507	\$2,518	\$22,468
Total Ending Value	\$47,774	\$47,774	\$47,774
Performance Results			
Your Portfolio	1.05%	6.08%	6.38%

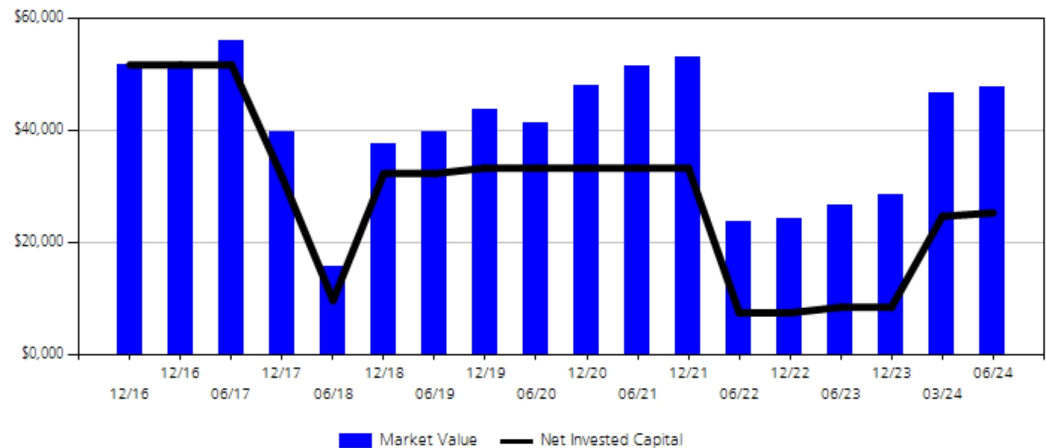
Returns shown for any period greater than 12 months are annualized

Value displayed above includes annuities but may exclude other assets not custodied at Janney such as certain m funds or insurance products. Calculation of performance returns includes the value listed above plus accrued income including these assets and accrued income is \$47,774

Top 10 Holdings

Ticker/Cusip	Security	Market Value	% Portfolio
AMBFX	AMR BAL F2	11,747	24.6
WMFFX	WASH MUT INVS F2	7,075	14.8
GBLFX	AMR GLB BAL F2	7,049	14.8
WGIFX	CAP WRLD GRW INC F2	4,698	9.8
AMEFX	INCOME FD OF AMER F2	4,641	9.7
ANWFX	NEW PERSP F2	2,400	5.0
SMCFX	SMALLCAP WRLD F2	2,363	4.9
MIAYX	AMR MLTISECT INCM F2	2,290	4.8
ABNFX	BOND FD OF AMER F2	2,267	4.7
ANBFX	AMR STR BD F2	2,262	4.7
Total		\$46,791	97.9

Net Invested Capital



Non-performance assets are excluded from the Market Value and Net Invested Capital.

HOUSEHOLD SUMMARY AS OF JUNE 30, 2024

THE BILL LIBRARY ASSOCIATION

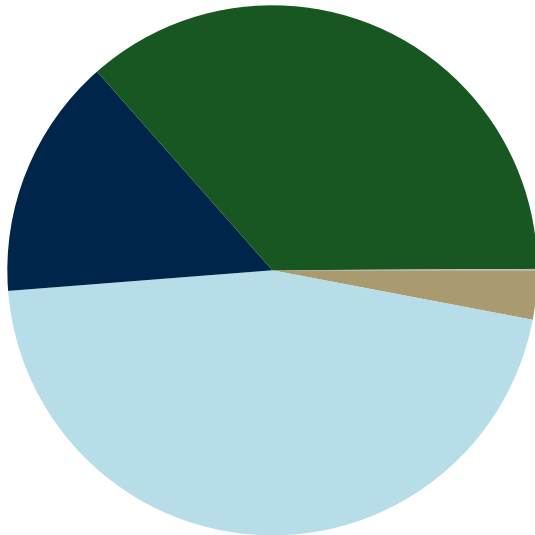







Account HH00054479-1

Account No Account Name Manager Style	Total Market Value	Estimated Annual Income	Portfolio Current Yield	Performance Summary						
				Quarter to Date	Year to Date	One Year	Three Year	Five Year	Seven Year	Ten Year
THE BILL LIBRARY ASSOCIATION	\$1,420,660	\$42,576	3.0%	0.14%	4.77%	8.39%	2.91%	6.18%	6.20%	4.45%
15301774 The Bill Library Building Fund COMPASS	\$525,944	\$12,959	2.5%	0.73%	4.34%	8.36%	0.76%	5.80%	5.68%	4.38%
53696601 The William Holton Memorial Fund COMPASS	\$400,284	\$15,866	4.0%	0.08%	4.72%	8.39%	4.41%	6.39%	6.56%	
44754488 The William Holton Memorial Fund 2 COMPASS	\$395,715	\$11,363	2.9%	-0.82%	5.01%					
29542811 Library Commission Funds-Gales Ferry Library AMERICAN FUNDS AF Moderate Growth & Income	\$50,942	\$1,224	2.4%	1.10%	6.28%	12.75%				
11258251 Library Commission Funds-Either Library AMERICAN FUNDS AF Moderate Growth & Income	\$47,774	\$1,164	2.4%	1.05%	6.08%	12.47%	3.50%	6.99%	5.61%	

The returns for all periods greater than 1 year are annualized. Yearly trailing returns are calculated using 12 month periods, not actual 365 days, and may include a partial month for reports run mid-month.

Broad Asset Allocation

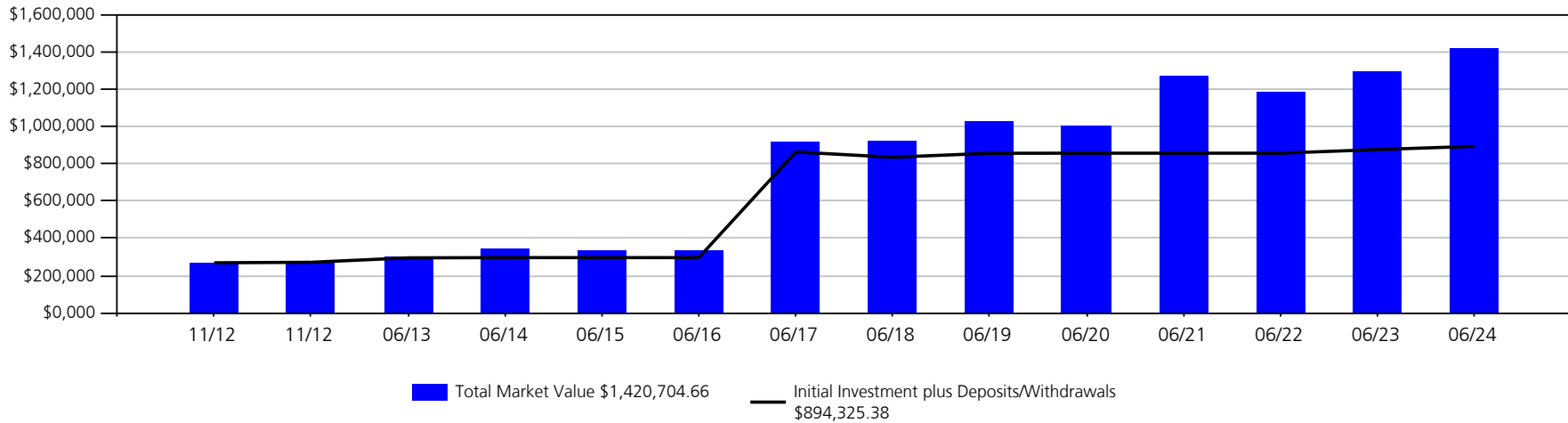


	Cash and Equivalents	3.0%
	U.S. Equity	45.8%
	International Equity	14.7%
	Fixed Income	36.4%
	Other	0.1%

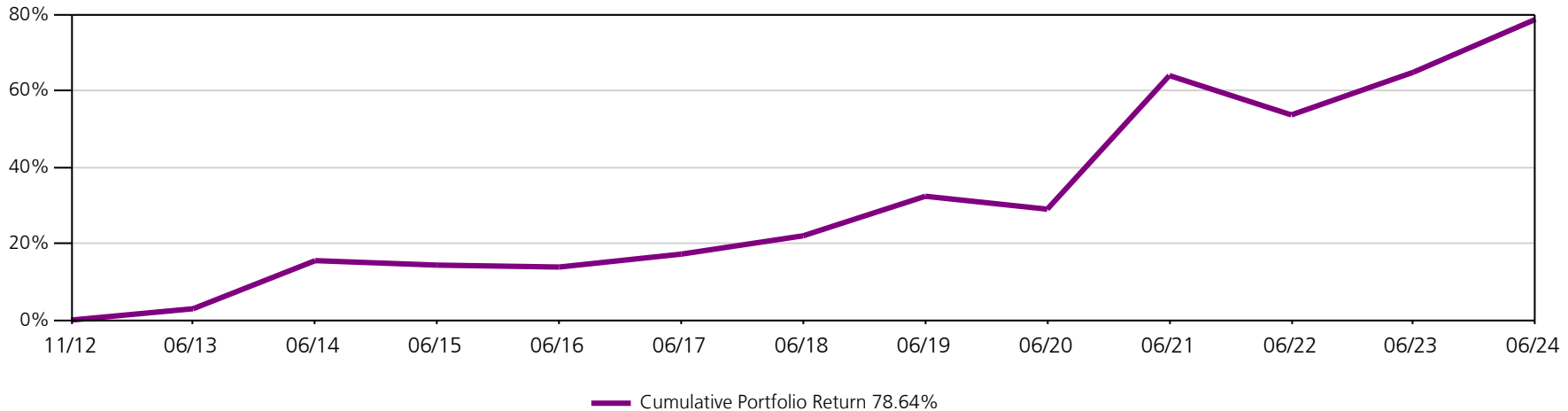
Detailed Asset Allocation

	Market Value	% of Asset Class	% of Total Portfolio
Cash and Equivalents	\$42,498	100.0	3.0
Cash and Equivalents	36,323	85.5	2.6
Cash held in Mutual Funds, ETFs, and UITs	6,175	14.5	0.4
Equity - U.S. & International	\$859,553	100.0	60.5
Large Cap	686,679	79.9	48.3
Mid Cap	165,303	19.2	11.6
Small Cap	7,544	0.9	0.5
Equity Mutual Funds, ETFs, and UITs	27	0.0	0.0
Fixed Income	\$517,410	100.0	36.4
Corporate Debt - Domestic Investment Grade	302,524	58.5	21.3
Fixed Income Mutual Funds, ETFs, and UITs	214,886	41.5	15.1
Other	\$1,200	100.0	0.1
Other Mutual Funds, ETFs, and UITs	1,200	100.0	0.1
Total Asset Allocation	\$1,420,660		

Net Invested Capital



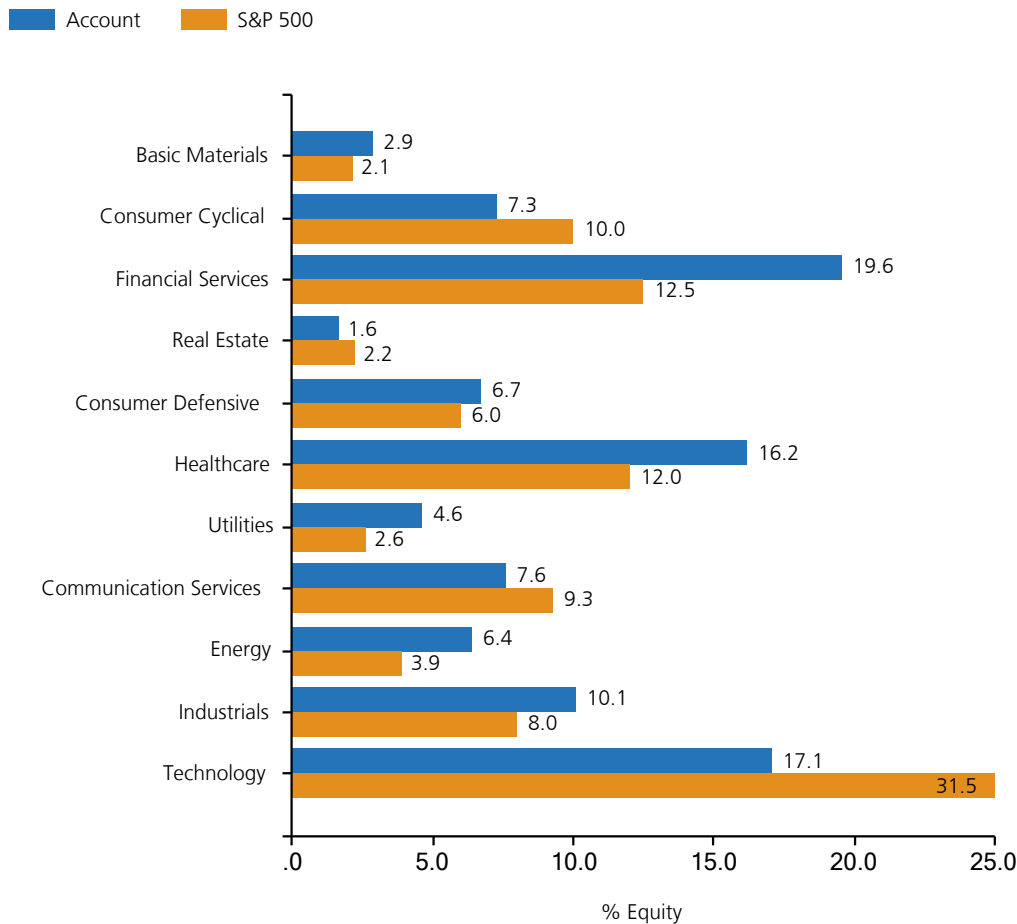
Cumulative Portfolio Results



Non-performance assets are excluded from the Portfolio Growth Market Values and from the Cumulative Portfolio Return.



Morningstar Equity Sector Weightings



Top Equity Holdings

Security	Symbol Cusip	% Equity	% Portfolio	Market Value
TECH SEL SECT SPDR ETF	XLK	6.7	3.9	55,879
VNGRD FTSE ALL WORLD ETF	VEU	6.6	3.9	55,532
HLTHCR SEL SECT SPDR ETF	XLV	5.7	3.3	47,515
VNGRD FTSE PACIFIC ETF	VPL	5.6	3.3	46,882
SELECT COMMN SVC SEL ETF	XLC	3.8	2.2	31,866
CONS DSCR SEL SPDR ETF	XLY	2.5	1.5	20,794
FINL SEL SECT SPDR ETF	XLF	2.5	1.5	20,637
JPMORGAN CHASE & CO	JPM	2.4	1.4	20,428
RTX CORP	RTX	1.9	1.2	16,364
BROADCOM INC	AVGO	1.9	1.1	16,055
Total		39.5	23.4	\$331,951

PORTFOLIO HOLDINGS BY ACCOUNT AS OF JUNE 30, 2024

THE BILL LIBRARY ASSOCIATION



Account HH00054479-1

15301774 THE BILL LIBRARY BUILDING FUND

Security Description	Symbol Cusip	Units	Market Price	Total Cost	Market Value	Unrealized Gain/Loss	Yield (%)	Est Annual Income	% Holdings
CASH AND EQUIVALENTS									
Liquid Asset									
Cash				12,889	12,889		2.15	277	2.45
Total Liquid Asset				12,889	12,889			277	2.45
TOTAL CASH AND EQUIVALENTS				12,889	12,889			277	2.45
EQUITY									
Consumer Cyclical									
Consumer Discretionary Select Sector SPDR ETF	XLY	114	182.40	15,845	20,794	4,948	0.75	154	3.95
Total Consumer Cyclical				15,845	20,794	4,948	0.74	154	3.95
Financial Services									
Ishares U S Broker-Dealers & Securities Exchanges ETF	IAI	90	116.93	10,186	10,524	337	1.46	169	2.00
Sector Financial Select Sector SPDR ETF	XLF	502	41.11	19,828	20,637	809	1.57	322	3.92
Total Financial Services				30,014	31,161	1,146	1.57	491	5.92
Consumer Defensive									
Sector Consumer Staples Select Sector SPDR ETF	XLP	206	76.58	14,927	15,775	848	2.82	433	3.00
Total Consumer Defensive				14,927	15,775	848	2.74	433	3.00
Healthcare									
Sector Healthcare Select Sector SPDR ETF	XLV	326	145.75	38,118	47,515	9,396	1.55	718	9.03
Total Healthcare				38,118	47,515	9,396	1.51	718	9.03
Utilities									
Select Utilities Select Sector SPDR ETF	XLU	158	68.14	10,490	10,766	276	3.22	344	2.05
Total Utilities				10,490	10,766	276	3.19	344	2.05
Technology									
Sector Technology Select Sector SPDR ETF	XLK	247	226.23	23,417	55,879	32,461	0.66	366	10.62
Total Technology				23,417	55,879	32,461	0.66	366	10.62

PORTFOLIO HOLDINGS BY ACCOUNT AS OF JUNE 30, 2024

THE BILL LIBRARY ASSOCIATION



Account HH00054479-1

15301774 THE BILL LIBRARY BUILDING FUND									
Security Description	Symbol Cusip	Units	Market Price	Total Cost	Market Value	Unrealized Gain/Loss	Yield (%)	Est Annual Income	% Holdings
Equity Mutual Funds, ETFs, and UITs									
Ishares Core Msci Europe ETF	IEUR	135	56.95	6,768	7,688	920	3.08	235	1.46
Select Sector Communication Services Select Sector SPDR ETF	XLC	372	85.66	19,377	31,866	12,488	0.77	246	6.06
Vanguard Ftse All World Ex Us ETF	VEU	947	58.64	49,472	55,532	6,060	3.08	1,860	10.56
Vanguard FTSE Pacific ETF	VPL	632	74.18	42,600	46,882	4,281	2.78	1,508	8.91
Total Equity Mutual Funds, ETFs, and UITs				118,216	141,968	23,749	2.71	3,849	26.99
TOTAL EQUITY				251,027	323,857	72,824	1.96	6,353	61.58
FIXED INCOME									
Fixed Income Mutual Funds, ETFs, and UITs									
Ishares 20+ Yr Treasury Bond ETF	TLT	468	91.78	46,424	42,953	-3,471	3.91	1,641	8.17
Ishares 3-7Yr Treasury Bond ETF	IEI	493	115.47	56,291	56,927	634	2.81	1,552	10.82
Ishares 7-10Yr Treasury Bond ETF	IEF	471	93.65	44,827	44,109	-719	3.27	1,412	8.39
Vanguard Intermediate Term Corp Bond ETF	VCIT	292	79.93	27,826	23,340	-4,486	4.17	958	4.44
Vanguard Short Term Corp Bond ETF	VCSH	283	77.28	21,846	21,869	23	3.59	766	4.16
Total Fixed Income Mutual Funds, ETFs, and UITs				197,214	189,197	-8,019	3.34	6,328	35.97
TOTAL FIXED INCOME				197,214	189,197	-8,019	3.34	6,328	35.97
TOTAL HOLDINGS				\$461,131	\$525,944	\$64,805	2.46	\$12,959	100.00

PORTFOLIO HOLDINGS BY ACCOUNT AS OF JUNE 30, 2024

THE BILL LIBRARY ASSOCIATION



Account HH00054479-1

53696601 THE WILLIAM HOLTON MEMORIAL FUND

Security Description	Symbol Cusip	Units	Market Price	Total Cost	Market Value	Unrealized Gain/Loss	Yield (%)	Est Annual Income	% Holdings
CASH AND EQUIVALENTS									
Liquid Asset									
Cash				4,748	4,748		2.15	102	1.19
Total Liquid Asset				4,748	4,748			102	1.19
TOTAL CASH AND EQUIVALENTS				4,748	4,748			102	1.19
EQUITY									
Basic Materials									
Dow Inc	DOW	53	53.05	3,224	2,812	-412	5.31	148	0.70
Total Basic Materials				3,224	2,812	-412	5.28	148	0.70
Consumer Cyclical									
Genuine Parts Co	GPC	34	138.32	3,188	4,703	1,515	2.94	136	1.17
Lowes Companies Inc	LOW	27	220.46	5,546	5,952	406	2.15	124	1.49
Total Consumer Cyclical				8,733	10,655	1,921	2.44	260	2.66
Financial Services									
Bank of America Corp	BAC	208	39.77	6,016	8,272	2,256	2.35	200	2.07
Chubb Ltd	CB	21	255.08	2,783	5,357	2,573	1.42	76	1.34
Citigroup Inc New	C	93	63.46	6,231	5,902	-329	3.28	197	1.47
Jpmorgan Chase & Co	JPM	66	202.26	6,843	13,349	6,506	2.20	304	3.33
Morgan Stanley	MS	78	97.19	7,793	7,581	-212	3.41	265	1.89
Travelers Cos Inc	TRV	22	203.34	2,816	4,473	1,657	2.06	92	1.12
Truist Financial Corp	TFC	184	38.85	8,106	7,148	-958	5.26	383	1.79
Total Financial Services				40,588	52,082	11,493	2.91	1,517	13.01
Real Estate									
Healthpeak Pptys Inc	DOC	232	19.60	6,837	4,547	-2,289	6.14	278	1.14
Vici Properties Inc	VICI	159	28.64	4,685	4,554	-131	5.98	264	1.14
Total Real Estate				11,522	9,101	-2,420	5.96	542	2.27

PORTFOLIO HOLDINGS BY ACCOUNT AS OF JUNE 30, 2024

THE BILL LIBRARY ASSOCIATION



Account HH00054479-1

53696601 THE WILLIAM HOLTON MEMORIAL FUND

Security Description	Symbol Cusip	Units	Market Price	Total Cost	Market Value	Unrealized Gain/Loss	Yield (%)	Est Annual Income	% Holdings
Consumer Defensive									
Altria Group Inc	MO	67	45.55	4,626	3,052	-1,574	8.51	263	0.76
Diageo PLC New Spon Adr	DEO	21	126.08	2,502	2,648	145	3.16	84	0.66
Philip Morris Intl Inc	PM	61	101.33	6,222	6,181	-40	5.12	317	1.54
Target Corp	TGT	32	148.04	4,592	4,737	146	3.08	143	1.18
Unilever Plc Sponsored ADR New	UL	65	54.99	3,556	3,574	18	3.32	118	0.89
Total Consumer Defensive				21,498	20,192	-1,305	4.58	925	5.04
Healthcare									
Johnson & Johnson	JNJ	67	146.16	10,734	9,793	-942	3.40	332	2.45
Medtronic Plc	MDT	99	78.71	9,760	7,792	-1,967	3.62	277	1.95
Merck & Company Inc	MRK	60	123.80	3,600	7,428	3,828	2.41	185	1.86
Novartis Ag Spon Adr	NVS	94	106.46	7,059	10,007	2,947	3.51	352	2.50
Pfizer Inc	PFE	188	27.98	8,143	5,260	-2,883	6.04	316	1.31
Solventum Corp	SOLV	8	52.88	737	423	-314	0.00	0	0.11
Total Healthcare				40,034	40,704	669	3.59	1,462	10.17
Utilities									
Duke Energy Corp	DUK	85	100.23	7,973	8,520	547	4.11	349	2.13
Nextera Energy Inc	NEE	85	70.81	2,992	6,019	3,026	2.92	175	1.50
Total Utilities				10,965	14,538	3,573	3.60	524	3.63
Communication Services									
At&T Inc	T	186	19.11	4,741	3,554	-1,186	5.90	206	0.89
Bce Inc	BCE	117	32.37	5,372	3,787	-1,584	9.31	342	0.95
Comcast Corp Cl A New	CMCSA	82	39.16	3,272	3,211	-61	3.25	102	0.80
Crown Castle Inc	CCI	42	97.70	3,964	4,103	139	6.57	263	1.03
Total Communication Services				17,350	14,656	-2,692	6.23	914	3.66

PORTFOLIO HOLDINGS BY ACCOUNT AS OF JUNE 30, 2024

THE BILL LIBRARY ASSOCIATION



Account HH00054479-1

53696601 THE WILLIAM HOLTON MEMORIAL FUND

Security Description	Symbol Cusip	Units	Market Price	Total Cost	Market Value	Unrealized Gain/Loss	Yield (%)	Est Annual Income	% Holdings
Energy									
Chevron Corp	CVX	37	156.42	3,633	5,788	2,154	4.16	241	1.45
Conocophillips	COP	42	114.38	2,149	4,804	2,655	2.03	97	1.20
Exxon Mobil Corp	XOM	65	115.12	3,932	7,483	3,550	3.33	247	1.87
Total Energy				9,713	18,074	8,359	3.24	586	4.52
Industrials									
3M Company	MMM	34	102.19	4,265	3,474	-790	2.76	95	0.87
General Dynamics Corp	GD	17	290.14	3,344	4,932	1,588	1.99	97	1.23
Johnson Controls Intl Plc	JCI	92	66.47	3,669	6,115	2,446	2.23	136	1.53
Rtx Corp	RTX	65	100.39	4,848	6,525	1,677	2.51	164	1.63
Siemens A G Spon Adr	SIEGY	57	93.25	3,853	5,315	1,462	1.98	106	1.33
United Parcel Service Inc Cl B	UPS	36	136.85	6,844	4,927	-1,917	4.83	235	1.23
Total Industrials				26,822	31,289	4,466	2.66	833	7.82
Technology									
Broadcom Inc	AVGO	10	1,605.53	4,709	16,055	11,345	1.27	210	4.01
Cisco Systems Inc	CSCO	135	47.51	6,754	6,414	-339	3.38	216	1.60
Intel Corp	INTC	131	30.97	4,903	4,057	-846	1.61	66	1.01
Microsoft Corp	MSFT	8	446.95	552	3,576	3,023	0.65	24	0.89
Total Technology				16,918	30,102	13,183	1.71	516	7.52
TOTAL EQUITY				207,366	244,206	36,835	3.37	8,226	61.01
FIXED INCOME									
Corporate Debt - Domestic Investment Grade									
Fulton Finl Corp Sub Note Coupon:4.500% Maturity Date:2024-11-15	360271AJ9	25,000	99.32	25,057	24,830	-227	4.53	1,125	6.20
Cvs Caremark Corp Sr Note Coupon:5.000% Maturity Date:2024-12-01	126650CS7	25,000	99.69	25,073	24,923	-150	5.02	1,250	6.23
Capital One Finl Corp Sr Note Coupon:4.250% Maturity Date:2025-04-30	14040HBZ7	25,000	98.79	25,079	24,698	-381	4.30	1,063	6.17

See important disclosures at the end of this report. This report is not complete without all pages.

WWW.JANNEY.COM • © JANNEY MONTGOMERY SCOTT LLC • MEMBER: NYSE, FINRA, SIPC •

PAGE 22 of 34

PORTFOLIO HOLDINGS BY ACCOUNT AS OF JUNE 30, 2024

THE BILL LIBRARY ASSOCIATION



Account HH00054479-1

53696601		THE WILLIAM HOLTON MEMORIAL FUND								
Security Description	Symbol Cusip	Units	Market Price	Total Cost	Market Value	Unrealized Gain/Loss	Yield (%)	Est Annual Income	% Holdings	
Morgan Stanley Sub Note Ser F Coupon:5.000% Maturity Date:2025-11-24	6174467X1	25,000	99.30	25,329	24,826	-502	5.03	1,250	6.20	
Bank America Corp Sub Note Coupon:4.450% Maturity Date:2026-03-03	06051GFU8	25,000	98.33	25,098	24,583	-515	4.52	1,113	6.14	
Gte Corp Debenture Coupon:6.940% Maturity Date: 2028-04-15	362320BA0	12,000	105.47	13,083	12,656	-426	6.56	833	3.16	
Jefferies Grp Llc Bermudan Sr Note Coupon:6.000% Maturity Date:2029-02-28	47233WDJ5	15,000	98.76	15,013	14,814	-199	6.09	905	3.70	
Total Corporate Debt - Domestic Investment Grade				153,732	151,330	-2,400	4.98	7,538	37.81	
TOTAL FIXED INCOME				153,732	151,330	-2,400	4.98	7,538	37.81	
TOTAL HOLDINGS				\$365,846	\$400,284	\$34,435	3.96	\$15,866	100.00	

PORTFOLIO HOLDINGS BY ACCOUNT AS OF JUNE 30, 2024

THE BILL LIBRARY ASSOCIATION



Account HH00054479-1

44754488 THE WILLIAM HOLTON MEMORIAL FUND 2

Security Description	Symbol Cusip	Units	Market Price	Total Cost	Market Value	Unrealized Gain/Loss	Yield (%)	Est Annual Income	% Holdings
CASH AND EQUIVALENTS									
Liquid Asset									
Cash				16,645	16,645		2.15	358	4.21
Total Liquid Asset				16,645	16,645			358	4.21
TOTAL CASH AND EQUIVALENTS				16,645	16,645			358	4.21
EQUITY									
Basic Materials									
Corteva Inc	CTVA	89	53.94	4,082	4,801	718	1.21	57	1.21
Ppg Industries Inc	PPG	51	125.89	6,972	6,420	-551	2.08	133	1.62
Total Basic Materials				11,053	11,221	167	1.69	190	2.84
Consumer Cyclical									
Amazon.Com Inc	AMZN	42	193.25	6,252	8,117	1,864	0.00	0	2.05
Tjx Cos Inc New	TJX	50	110.10	4,474	5,505	1,030	1.36	75	1.39
Total Consumer Cyclical				10,726	13,622	2,894	0.55	75	3.44
Financial Services									
American Express Co	AXP	21	231.55	3,450	4,863	1,412	1.19	59	1.23
Chubb Ltd	CB	29	255.08	4,968	7,397	2,429	1.42	106	1.87
Cme Group Inc Cl A	CME	39	196.60	8,093	7,667	-426	2.33	179	1.94
Goldman Sachs Group Inc	GS	19	452.32	6,428	8,594	2,166	2.36	209	2.17
Intercontinental Exchange Inc	ICE	39	136.89	4,441	5,339	897	1.28	70	1.35
Jpmorgan Chase & Co	JPM	35	202.26	3,019	7,079	4,060	2.20	161	1.79
Mastercard Inc Cl A	MA	10	441.16	4,111	4,412	300	0.59	26	1.11
Pnc Financial Services Group Inc	PNC	36	155.48	4,621	5,597	976	3.90	223	1.41
Total Financial Services				39,129	50,948	11,814	2.03	1,034	12.87
Consumer Defensive									
Colgate-Palmolive Company	CL	59	97.04	4,560	5,725	1,165	2.08	118	1.45

PORTFOLIO HOLDINGS BY ACCOUNT AS OF JUNE 30, 2024

THE BILL LIBRARY ASSOCIATION



Account HH00054479-1

44754488 THE WILLIAM HOLTON MEMORIAL FUND 2

Security Description	Symbol Cusip	Units	Market Price	Total Cost	Market Value	Unrealized Gain/Loss	Yield (%)	Est Annual Income	% Holdings
Sysco Corp	SY Y	62	71.39	4,470	4,426	-44	2.89	126	1.12
Total Consumer Defensive				9,030	10,152	1,121	2.41	244	2.57
Healthcare									
Centene Corp Del	CNC	98	66.30	7,284	6,497	-787	0.00	0	1.64
Johnson & Johnson	JNJ	42	146.16	5,540	6,139	598	3.40	208	1.55
Labcorp Holdings Inc	LH	35	203.51	7,431	7,123	-308	1.42	101	1.80
Medtronic Plc	MDT	100	78.71	12,101	7,871	-4,229	3.62	280	1.99
Waters Corp	WAT	16	290.12	4,475	4,642	167	0.00	0	1.17
Total Healthcare				36,830	32,272	-4,558	1.83	589	8.16
Utilities									
Sempra	SRE	113	76.06	8,259	8,595	335	3.30	280	2.17
Total Utilities				8,259	8,595	335	3.26	280	2.17
Communication Services									
Alphabet Inc Cl A	GOOGL	48	182.15	6,562	8,743	2,181	0.43	38	2.21
Total Communication Services				6,562	8,743	2,181	0.44	38	2.21
Energy									
Cenovus Energy Inc	CVE	400	19.66	7,083	7,864	780	2.60	211	1.99
Chevron Corp	CVX	47	156.42	5,570	7,352	1,781	4.16	306	1.86
Conocophillips	COP	72	114.38	5,859	8,235	2,375	2.03	167	2.08
Williams Cos Inc Del	WMB	145	42.50	5,215	6,163	947	4.49	276	1.56
Total Energy				23,727	29,614	5,883	3.24	960	7.48
Industrials									
Airbus Se Adr	EADSY	127	34.24	4,652	4,348	-303	1.01	45	1.10
Delta Airlines Inc New	DAL	188	47.44	7,497	8,919	1,421	1.28	113	2.25
Rtx Corp	RTX	98	100.39	7,213	9,838	2,625	2.51	247	2.49
Union Pacific Corp	UNP	30	226.26	6,660	6,788	128	2.31	156	1.72

See important disclosures at the end of this report. This report is not complete without all pages.

WWW.JANNEY.COM • © JANNEY MONTGOMERY SCOTT LLC • MEMBER: NYSE, FINRA, SIPC •

PAGE 25 of 34

PORTFOLIO HOLDINGS BY ACCOUNT AS OF JUNE 30, 2024

THE BILL LIBRARY ASSOCIATION



Account HH00054479-1

44754488		THE WILLIAM HOLTON MEMORIAL FUND 2							
Security Description	Symbol Cusip	Units	Market Price	Total Cost	Market Value	Unrealized Gain/Loss	Yield (%)	Est Annual Income	% Holdings
Total Industrials				26,021	29,893	3,871	1.88	561	7.55
Technology									
Applied Materials Inc	AMAT	23	235.99	3,455	5,428	1,972	0.66	37	1.37
Marvell Technology Inc	MRVL	85	69.90	4,674	5,942	1,267	0.34	20	1.50
Te Connectivity Ltd	TEL	57	150.43	7,516	8,575	1,058	1.73	148	2.17
Texas Instruments Inc	TXN	46	194.53	6,992	8,948	1,955	2.62	239	2.26
Uber Technologies Inc	UBER	54	72.68	3,036	3,925	889	0.00	0	0.99
Total Technology				25,673	32,817	7,141	1.35	445	8.29
TOTAL EQUITY				197,011	227,876	30,848	1.94	4,416	57.58
FIXED INCOME									
Corporate Debt - Domestic Investment Grade									
Jpmorgan Chase & Co Sub Note Coupon:3.875% Maturity Date:2024-09-10	46625HJY7	25,000	99.61	25,019	24,902	-116	3.89	969	6.29
Abbvie Inc Sr Note Coupon:3.800% Maturity Date:2025-03-15	00287YCX5	25,000	98.77	25,017	24,692	-324	3.84	950	6.24
Health Care REIT Inc Note Coupon:4.000% Maturity Date:2025-06-01	42217KBF2	25,000	98.38	25,037	24,596	-441	4.06	1,000	6.22
Biogen Inc Sr Note Coupon:4.050% Maturity Date:2025-09-15	09062XAF0	25,000	98.20	25,021	24,549	-471	4.12	1,013	6.20
Cigna Corp New Unsecd Note Coupon:3.400% Maturity Date:2027-03-01	125523CB4	25,000	95.72	24,438	23,931	-507	3.55	850	6.05
Gte Corp Debenture Coupon:6.940% Maturity Date:2028-04-15	362320BA0	13,000	105.47	14,174	13,711	-462	6.56	902	3.46
Jefferies Grp Llc Bermudan Sr Note Coupon:6.000% Maturity Date:2029-02-28	47233WDJ5	15,000	98.76	15,013	14,814	-199	6.09	905	3.74
Total Corporate Debt - Domestic Investment Grade				153,718	151,194	-2,520	4.36	6,588	38.21
TOTAL FIXED INCOME				153,718	151,194	-2,520	4.36	6,588	38.21
TOTAL HOLDINGS				\$367,374	\$395,715	\$28,328	2.87	\$11,363	100.00

PORTFOLIO HOLDINGS BY ACCOUNT AS OF JUNE 30, 2024

THE BILL LIBRARY ASSOCIATION



Account HH00054479-1

29542811	LIBRARY COMMISSION FUNDS-GALES FERRY LIBRARY								
Security Description	Symbol Cusip	Units	Market Price	Total Cost	Market Value	Unrealized Gain/Loss	Yield (%)	Est Annual Income	% Holdings
CASH AND EQUIVALENTS									
Liquid Asset									
Cash				1,056	1,056				2.07
Total Liquid Asset				1,056	1,056				2.07
TOTAL CASH AND EQUIVALENTS				1,056	1,056				2.07
EQUITY									
Equity Mutual Funds, ETFs, and UITs									
Capital World Growth & Income CI F2	WGIFX	77	65.38	4,120	5,013	892	1.89	95	9.84
Income Fund of America CI F2	AMEFX	209	24.07	5,069	5,029	-40	3.76	189	9.87
New Perspective CI F2	ANWFX	40	62.08	2,142	2,504	362	1.01	26	4.92
Smallcap World CI F2	SMCFX	35	68.56	2,215	2,422	206	0.88	21	4.75
Washington Mutual Investors CI F2	WMFFX	125	60.34	6,900	7,545	644	1.68	132	14.81
Total Equity Mutual Funds, ETFs, and UITs				20,446	22,512	2,064	2.06	463	44.19
TOTAL EQUITY				20,446	22,512	2,064	2.06	463	44.19
FIXED INCOME									
Fixed Income Mutual Funds, ETFs, and UITs									
American Multisector Income CI F2	MIAYX	262	9.27	2,359	2,429	68	6.39	154	4.77
American Strategic Bond CI F2	ANBFX	279	8.99	2,808	2,510	-298	2.85	61	4.93
Bond Fund of America CI F2	ABNFX	224	11.17	2,676	2,507	-170	4.38	108	4.92
Total Fixed Income Mutual Funds, ETFs, and UITs				7,844	7,445	-400	4.34	323	14.62
TOTAL FIXED INCOME				7,844	7,445	-400	4.34	323	14.62
BALANCED									
Balanced Mutual Funds, ETFs, and UITs									
American Balanced CI F2	AMBFX	363	34.53	11,020	12,526	1,506	2.43	301	24.59
American Global Balanced CI F2	GBLFX	198	37.46	6,696	7,403	706	1.92	136	14.53
Total Balanced Mutual Funds, ETFs, and UITs				17,716	19,929	2,212	2.20	438	39.12

PORTFOLIO HOLDINGS BY ACCOUNT AS OF JUNE 30, 2024

THE BILL LIBRARY ASSOCIATION



Account HH00054479-1

29542811 LIBRARY COMMISSION FUNDS-GALES FERRY LIBRARY									
Security Description	Symbol Cusip	Units	Market Price	Total Cost	Market Value	Unrealized Gain/Loss	Yield (%)	Est Annual Income	% Holdings
TOTAL BALANCED				17,716	19,929	2,212	2.20	438	39.12
TOTAL HOLDINGS				\$47,061	\$50,942	\$3,876	2.40	\$1,224	100.00

PORTFOLIO HOLDINGS BY ACCOUNT AS OF JUNE 30, 2024

THE BILL LIBRARY ASSOCIATION



Account HH00054479-1

11258251	LIBRARY COMMISSION FUNDS-EITHER LIBRARY								
Security Description	Symbol Cusip	Units	Market Price	Total Cost	Market Value	Unrealized Gain/Loss	Yield (%)	Est Annual Income	% Holdings
CASH AND EQUIVALENTS									
Liquid Asset									
Cash				984	984		2.15	21	2.06
Total Liquid Asset				984	984			21	2.06
TOTAL CASH AND EQUIVALENTS				984	984			21	2.06
EQUITY									
Equity Mutual Funds, ETFs, and UITs									
Capital World Growth & Income CI F2	WGIFX	72	65.38	4,068	4,698	628	1.89	89	9.83
Income Fund of America CI F2	AMEFX	193	24.07	4,610	4,641	30	3.76	174	9.71
New Perspective CI F2	ANWFX	39	62.08	2,124	2,400	275	1.01	24	5.02
Smallcap World CI F2	SMCFX	34	68.56	2,235	2,363	127	0.88	21	4.95
Washington Mutual Investors CI F2	WMFFX	117	60.34	6,656	7,075	419	1.68	124	14.81
Total Equity Mutual Funds, ETFs, and UITs				19,693	21,176	1,479	2.04	432	44.33
TOTAL EQUITY				19,693	21,176	1,479	2.04	432	44.33
FIXED INCOME									
Fixed Income Mutual Funds, ETFs, and UITs									
American Multisector Income CI F2	MIAYX	247	9.27	2,246	2,290	44	6.39	145	4.79
American Strategic Bond CI F2	ANBFX	252	8.99	2,444	2,262	-181	2.85	55	4.73
Bond Fund of America CI F2	ABNFX	203	11.17	2,369	2,267	-102	4.38	98	4.75
Total Fixed Income Mutual Funds, ETFs, and UITs				7,058	6,819	-239	4.37	298	14.27
TOTAL FIXED INCOME				7,058	6,819	-239	4.37	298	14.27
BALANCED									
Balanced Mutual Funds, ETFs, and UITs									
American Balanced CI F2	AMBFX	340	34.53	10,589	11,747	1,156	2.43	283	24.59
American Global Balanced CI F2	GBLFX	188	37.46	6,574	7,049	473	1.92	130	14.75
Total Balanced Mutual Funds, ETFs, and UITs				17,164	18,795	1,629	2.19	413	39.34

PORTFOLIO HOLDINGS BY ACCOUNT AS OF JUNE 30, 2024

THE BILL LIBRARY ASSOCIATION



Account HH00054479-1

11258251 LIBRARY COMMISSION FUNDS-EITHER LIBRARY									
Security Description	Symbol Cusip	Units	Market Price	Total Cost	Market Value	Unrealized Gain/Loss	Yield (%)	Est Annual Income	% Holdings
TOTAL BALANCED				17,164	18,795	1,629	2.19	413	39.34
TOTAL HOLDINGS				\$44,897	\$47,774	\$2,868	2.44	\$1,164	100.00

ESTIMATED MONTHLY INCOME BY ACCOUNT AS OF JUNE 30, 2024

THE BILL LIBRARY ASSOCIATION



Account HH00054479-1

Account Name													
Account Type													
Account Number	07/24	08/24	09/24	10/24	11/24	12/24	01/25	02/25	03/25	04/25	05/25	06/25	Total
The William Holton Memorial Fund													
Non-Profit Account													
53696601	663	814	1,481	1,653	1,547	1,549	663	915	1,481	2,004	984	1,549	15,304
The Bill Library Building Fund													
Non-Profit Account													
15301774	550	550	2,080	550	550	2,198	550	550	2,080	550	551	2,198	12,959
The William Holton Memorial Fund 2													
Non-Profit Account													
44754488	268	656	2,603	719	201	1,213	268	651	2,119	719	247	1,213	10,878
Library Commission Funds-Gales Ferry Library													
Non-Profit Account													
29542811	22	22	251	22	22	297	22	22	251	22	22	251	1,224
Library Commission Funds-Either Library													
Non-Profit Account													
11258251	22	22	236	22	22	281	22	22	236	22	22	236	1,164
TOTAL PORTFOLIO	1,525	2,065	6,651	2,966	2,342	5,538	1,525	2,161	6,166	3,318	1,825	5,446	41,529
Grand Total	1,525	2,065	6,651	2,966	2,342	5,538	1,525	2,161	6,166	3,318	1,825	5,446	41,529



ACCOUNTS INCLUDED IN THIS REPORT

JANNEY ACCOUNTS

Account Number	Account Name	Manager	Tax Status	Account Value	% of Total Portfolio
15301774	THE BILL LIBRARY BUILDING FUND	COMPASS	Tax Deferred/Exempt	\$525,943.64	37.0
53696601	THE WILLIAM HOLTON MEMORIAL FUND	COMPASS	Tax Deferred/Exempt	\$400,284.18	28.2
44754488	THE WILLIAM HOLTON MEMORIAL FUND 2	COMPASS	Tax Deferred/Exempt	\$395,715.40	27.9
29542811	LIBRARY COMMISSION FUNDS-GALES FERRY LIBRARY	AMERICAN FUNDS	Tax Deferred/Exempt	\$50,942.45	3.6
11258251	LIBRARY COMMISSION FUNDS-EITHER LIBRARY	AMERICAN FUNDS	Tax Deferred/Exempt	\$47,774.38	3.4
Total Internal Accounts				\$1,420,660.05	100.0



Janney Montgomery Scott LLC ("Janney") is a broker-dealer and investment adviser registered with the Securities and Exchange Commission ("SEC") and is a member of FINRA and SIPC.

Limitations

This report is provided at your request, for informational purposes only, and reflects our understanding of the information as of the date of this report. Account holdings and sector allocations are subject to change at any time. Please rely on your Janney account statement and confirmations as they are the official records of your account(s). Janney encourages you to compare information in this report against your Janney account statements and account statements issued by other custodians that hold assets included in this report to ensure accuracy. The assets of any external managed account included in this report may not be covered by SIPC and Janney's SIPC coverage only covers assets held by Janney. Please contact your representative at the firm managing the external account regarding SIPC coverage of the assets in such account.

This report does not contain investment advice or recommendations or constitute an offer to sell or buy any securities and may not be used or relied upon in connection with any offer or sale of securities.

Janney does not offer tax advice, nor do we make any representations as the tax status of any security within this report. This report may reflect average cost basis when a security is purchased in multiple lots. Please consult a qualified accountant or attorney for tax reporting advice.

The information contained herein, while not guaranteed, has been obtained from sources which we believe to be reliable and accurate.

External Assets/Liabilities

All information pertaining to any external assets and liabilities included in this report has been provided by client. Janney is not responsible for verifying, and has not independently verified, the accuracy of any information related to external assets or liabilities provided by client to Janney. Client should notify their Janney Financial Advisor immediately if there are any inaccuracies in the information that client has provided to Janney. Neither Janney nor your Financial Advisor provides advice on assets other than securities.

Investment Risk

All investments or investment strategies involve risk. Investors should consider the investment objectives, risks, charges and expenses of an investment or strategy carefully before investing.

Performance Information

The primary performance data used in most reports is a time-weighted methodology. Time weighted returns provide an accurate measure of how an account was managed regardless of the dollar value and is unaffected by cash flows. Your returns are calculated after the deduction of program fees (net), include the reinvestment of dividends and capital gains and are independent of the timing of your deposits or withdrawals to or from your account (for any that are time weighted.) Time weighted return calculations are most appropriate when comparing your portfolio's returns to index returns (i.e., benchmark) or manager returns. The alternate methodology available is dollar weighted, also known as money weighted or internal rate of return (IRR). This return can be provided in situations where there are large cash flows because greater relative weighting is given to those time periods where more money is invested in the portfolio. Any report that provides a dollar weighted return will label it as such. All other reports will display a time weighted return.

Not all assets referenced in this report are included in performance return calculations. Excluded assets may be referred to as non-performance assets. Examples of securities that may not be included are annuities, life insurance products and mutual funds not custodied at Janney. You can refer to the Portfolio Summary page to see a further explanation of the assets and values that are included or excluded in the stated returns

The term inception means the point in time upon which the account(s) became eligible for performance reporting and may or may not represent the account opening date.

Indices

Indices are hypothetical portfolios of specified securities, the performance of which is used as a benchmark in judging the relative performance of securities. Indices are unmanaged portfolios, include the reinvestment of dividends and capital gains and do not include the deduction of advisory fees or trading commissions, which would reduce returns and used for illustrative purposes only. It is not possible to invest in an index.

Index returns are used for illustrative purposes only. There may be material differences between your account and the indices references in this report. You should contact your Financial Advisor with any questions. For information relating to a specific index referenced in this report, please go to <http://janney.com/reports>.



Asset Allocation

All asset allocation features utilize the Morningstar X-ray functionality which is a sophisticated analytical tool that identifies the underlying securities in any mutual funds and annuities held in your account to help in evaluating your overall asset allocation and sector weightings, including exposing any concentrated positions. Classifications displayed as 'other' represent securities that have not been classified as part of an asset class by Morningstar. The 'Cash held in Mutual Funds, ETFs and UITs' category may include securities that Morningstar classifies as cash equivalents including Commercial Paper, Floating Rate Notes, Money Markets, Repurchase Agreements and any Government, Agency, Mortgage-Backed Securities, Municipal Bonds and CDs with maturities within 91 days.

Ratings - Fixed Income Securities

Many fixed income securities receive credit ratings from Nationally Recognized Statistical Rating Organizations (NRSROs) (e.g., Standard & Poor's (S&P), Moody's or Fitch). These NRSROs assign ratings to securities by assessing the likelihood of issuer default. Changes in the credit strength of an issuer may reduce the credit rating of its debt investments and may affect their value. High-quality debt instruments are rated at least AA or its equivalent by any NRSRO or are unrated debt instruments of equivalent quality. Issuers of high-grade debt instruments are considered to have a very strong capacity to pay principal and interest. Investment grade debt instruments are rated at least BBB or its equivalent by any NRSRO or are unrated debt instruments of equivalent quality. Baa rated securities are considered to have adequate capacity to pay principal and interest, although they also have speculative characteristics. Lower rated debt securities are more likely to be adversely affected by changes in economic conditions than higher rated debt securities.

Income

Any income included is for informational purposes only and should not be relied on to prepare tax filings. Information in the report is believed to be reliable but cannot be guaranteed. We suggest you review this information with your tax advisor and refer to the Form 1099(s) and other applicable tax reports issued to you for tax reporting purposes. Information is provided as of the date on the report and subject to change. Income totals do not include capital gain distributions, partnership distributions, royalty payments and return of capital.

Estimated Income

Estimated annual/monthly income is based on the most current information available to Janney. If current information is not available for a particular security, Janney will not include estimated income information. If income information is available but a payment frequency is not, Janney assumes a monthly income payment.

The basis or method of calculation for estimated income are as follows:

Equity (Stock)	Total number of shares multiplied by most recent dividend issued per share
Fixed Income (bonds)	Coupon schedule for the 12 months following the report date
Cash Equivalents	Total cash value multiplied by the 1-year rate of the 30-day Money Market Index (Taxable)

Current Yield

Current Yield equals the security's estimated annual income divided by its total market value.

Please contact your Financial Advisor if your financial situation, risk tolerance, or investment objectives have changed, there are additional restrictions you wish to discuss regarding your account, or you wish to modify existing restrictions. A copy of Janney's Form ADV, Part 2 disclosure documents are available free of charge on Janney's website (janney.com) or from your Financial Advisor.

Third party marks used herein belong to their respective owners.

End of Report



TOWN OF LEDYARD

741 Colonel Ledyard
Highway
Ledyard, CT 06339-1511

File #: 24-0805

Agenda Date: 9/16/2024

Agenda #: 4.



TOWN OF LEDYARD

741 Colonel Ledyard
Highway
Ledyard, CT 06339-1511

File #: 24-0806

Agenda Date: 9/16/2024

Agenda #: 5.



TOWN OF LEDYARD

741 Colonel Ledyard
Highway
Ledyard, CT 06339-1511

File #: 24-0807

Agenda Date: 9/16/2024

Agenda #: 1.



TOWN OF LEDYARD

Library Commission

Meeting Minutes

Bill Library
718 Colonel Ledyard Highway
Ledyard, Connecticut 06339

Gales Ferry Library
18 Hurlbutt Road
Gales Ferry, Connecticut 06335

Chair
John Bolduc

Regular Meeting

Monday, June 17, 2024

7:00 PM

Bill Library

Bill Library

I. CALL TO ORDER

Chair Bolduc called the meeting to order at 7:02 p.m. at the Bill Library.

II. ROLL CALL

- Present** Chair John Bolduc
Commissioner Ellin Grenger
Commissioner Brian Cronin
Commissioner Ralph Hightower
Commissioner Rolf Racich
Commissioner Peter Diette
- Excused** Commissioner Barbara Candler
Commissioner Rebecca Nash
Commissioner Elizabeth Rumery

In addition, the following were present:
Jennifer Smith - Library Director
Carmen Garcia-Irizarry - Town Council Liaison

III. RESIDENTS & PROPERTY OWNERS COMMENTS

None

IV. PRESENTATIONS / INFORMATIONAL ITEMS

1. Welcome Mr. Diette

Mr. Bolduc welcomed Mr. Diette and asked him to share a little bit about himself. Mr. Diette is a Library Media Specialist in the Groton Public Schools. He is currently working on obtaining his Masters in Library and Information Studies at Louisiana State University. Mr. Diette also has two sons and is a long-time town resident.

V. MEMBER COMMENTS

None

VI. REPORTS**1. Treasurer's Report**

Mr. Hightower presented the May Treasurer's Report. Approximately 99% of the library budgeted expenses have been encumbered as FY2024 comes to a close. There was an error in the May report and \$2,070 of the receipts should be reflected in the May column rather than the April column. Mr. Hightower will submit a revised report.

2. Director's Report

Ms. Smith presented the June Director's Report.

Budget News:

- We received a grant from Traveling Toys in the amount of \$3,333.33 to start a toy/game collection! Stacey Burt is working on developing a list of toys and games to purchase. Patrons will be able to check out these items.
- We have also been notified that we will be receiving a grant from Ledyard Rotary! The amount is unknown, but we are thrilled to have Rotarian's support for our new Children's Wonderbook collection. Ledyard Lions and New London Kiwanis both gave \$500.00 to this new collection. Each Wonderbook costs \$60.00 on average. Adding these grants together should give us enough to start a new collection for both buildings.

Library News:

- Our annual staff meeting went very well. Everyone on staff made an effort to attend.
- Several staff members participated in a library promotional video that was published to our library social media accounts which follows Objective #2 increase library's social media presence in our strategic plan goal of increasing community awareness of library services.
- In preparation for summer, Stacey Burt and Jadzia Childs (Youth Services team) recorded and submitted a Summer Adventure Program promotional video to Ledyard schools. A letter also went out to caregivers encouraging families to read and use the library this summer! Stacey also attended the Ledyard Farmers Market on June 12 to promote the library and all our offerings. This meets our strategic plan goal of collaborating with town and regional organizations specifically with the schools to encourage and support literacy.
- The Summer Reading kick-off program is Saturday, June 15 at 10:30 a.m. Bill Library. Michele Urban will present Find Your Dinosaur Roar, a "dino-mite, prehistoric music adventure" that will have families roaring with delight! Adult Summer Reading also begins on June 15, so stop by either location to pick up your bingo card for a chance to win exciting prizes.
- Fifty people responded to the newspaper survey, which was a great sample size. 75% of patrons still enjoy reading the newspaper with The Day being the most popular. 75% of responders also indicated they are interested in free digital access to newspapers. The Library can offer a digital subscription to anyone with a Ledyard Library card through the State Library and we will move in that direction this next year for the New York Times and Hartford Courant among others. To summarize, we are never going to be able to please everyone. However, seeing that nearly 75% of our responders are open to digital newspaper access, we are going to move in that direction for some of our newspapers especially the New York Times. Here is the history of the NYT in the last few years -- we had been running over to Village Market for the NYT, but newsstand prices have continued to increase making it a very costly option. Then we switched to courier delivery for NYT, but that was unsuccessful as our courier was not reliable and we would often not receive the NYT at all. Right now, we receive the NYT by mail. By the time it arrives, it is often a week old which

seems pretty pointless as it is no longer even news at that point. We've called and have been told the delay in the NYT by mail is intentional and cannot be sped up. So, it seems that providing free digital access to our patrons is worth trying. There are several newspapers available for free with your Ledyard Library card. You can access them through our website Resources page <https://ledyardlibrary.org/resources/> We will still receive the following print copies next year: The Day in both buildings, Wall Street Journal (Bill Library) and USA Today (Gales Ferry Library).

Building News:

- Public Works is in the process of getting a quote on two new pillars for the Gales Ferry Library entrance. The goal is to replace both pillars soon to eliminate the animal infestation and rot. Stay tuned for more information.
- An electrical breaker was tripped in the basement of Gales Ferry two weeks ago. The cause is unknown, but it may have been because of the mini-fridge. A new refrigerator has been installed to replace the old one and is also on a different breaker.
- Two new slat wall display units will be added to the Bill Library in the next few weeks. This will allow us to do a better job displaying and drawing attention to our collection items on a consistent basis.
- A new board book shelving unit will also arrive and will be an excellent addition to the Bill Library. This unit will allow us to more than double the size of this current popular collection. To put this in perspective, last month Gales Ferry circulation statistics reported that our board books accounted for 7.6% of our total circulation for the month (adult fiction was 7.4%)!

3. Friends of the Ledyard Library Report

Mr. Bolduc reported that the half-price book sale ended on June 15 and netted around \$200.00 between the two buildings.

4. Investment Working Group

Mr. Bolduc reported that details for the Investment accounts budget proposal can be discussed during new business.

5. Consortium Working Group

The group had an abbreviated meeting on Friday, June 14. All the information gathered so far has been distributed amongst group members, and will convene again on Friday, June 28.

VII. APPROVAL OF MINUTES

1. Motion to approve the regular meeting minutes of the Library Commission meeting from May 20, 2024.

RESULT: APPROVED AND SO DECLARED

MOVER: Brian Cronin

SECONDER: Rolf Racich

AYE 6 Bolduc Grenger Cronin Hightower Racich Diette

EXCUSED 3 Candler Nash Rumery

VIII. OLD BUSINESS

None

XI. NEW BUSINESS

1. Motion to approve the FY2025 Library Commission Special Fund Budget.

RESULT: APPROVED AND SO DECLARED

MOVER: Ellin Grenger

SECONDER: Peter Diette

AYE 6 Bolduc Grenger Cronin Hightower Racich Diette

EXCUSED 3 Candler Nash Rumery

2. Motion to approve the FY2025 Library Commission Investment Fund Budget - Gales Ferry Library.

RESULT: APPROVED AND SO DECLARED

MOVER: Rolf Racich

SECONDER: Ralph Hightower

AYE 6 Bolduc Grenger Cronin Hightower Racich Diette

EXCUSED 3 Candler Nash Rumery

3. Motion to approve the FY2025 Library Commission Investment Fund Budget - Either Library.

RESULT: APPROVED AND SO DECLARED

MOVER: Brian Cronin

SECONDER: Peter Diette

AYE 6 Bolduc Grenger Cronin Hightower Racich Diette

EXCUSED 3 Candler Nash Rumery

4. Motion to cancel the regularly scheduled Library Commission meeting on August 19, 2024 at the Gales Ferry Library.

RESULT: APPROVED AND SO DECLARED

MOVER: Ralph Hightower

SECONDER: Rolf Racich

AYE 6 Bolduc Grenger Cronin Hightower Racich Diette

EXCUSED 3 Candler Nash Rumery

X. ADJOURNMENT

Mr. Bolduc moved the meeting be adjourned, seconded by Mr. Hightower.

The meeting adjourned at 7:52 p.m.

VOTE: 6-0 Approved and so declared

The next Library Commission meeting is scheduled for Monday, September 16, 2024 at Bill Library.

Respectively Submitted,

John Bolduc
Library Commission Chair

DISCLAIMER: Although we try to be timely and accurate these are not official records of the Town.