



# TOWN OF LEDYARD CONNECTICUT

741 Colonel Ledyard Highway  
Ledyard, Connecticut 06339

## Finance Committee

### ~ AGENDA ~

Chairman  
Kevin J. Dombrowski

Regular Meeting

---

Wednesday, April 5, 2023

5:00 PM

Town Hall Annex Building - Hybrid  
Format

---

In -Person- Council Chambers, Town Hall Annex Building

**Join Zoom Meeting from your Computer, Smart Phone or Tablet:**

**[https://us06web.zoom.us/j/83407479266?](https://us06web.zoom.us/j/83407479266?pwd=WE0yTm94bU1oNEJHSG81MmhCWnBmQT09)**

**[pwd=WE0yTm94bU1oNEJHSG81MmhCWnBmQT09](https://us06web.zoom.us/j/83407479266?pwd=WE0yTm94bU1oNEJHSG81MmhCWnBmQT09)**

**by Audio Only: Telephone: +1 646 558 8656; Meeting ID: 834 0747 9266; Passcode: 525836**

I. CALL TO ORDER

II. ROLL CALL

III. RESIDENTS & PROPERTY OWNERS COMMENTS

IV. PRESENTATIONS / INFORMATIONAL ITEMS

Board of Education Year-to-Date Report- 4/3/2023

**Attachments:** [Year-to-Date Budget Report-Board of Education-2023-04-03.pdf](#)

V. APPROVAL OF MINUTES

MOTION to approve the following:

- Fiscal Year Budget Work Session Minutes March 9, 2023
- Fiscal Year Budget Work Session Minutes of March 13, 2023
- Fiscal Year Budget Work Session Minutes of March 20, 2023
- Finance Committee Special Meeting Minutes of March 21, 2023.

**Attachments:** [BUD-WS-MIN-2023-03-09.pdf](#)

[BUD-WS-MIN-2023-03-13.pdf](#)

[BUD-WS-MIN-2023-03-20.pdf](#)

[FIN-MIN-2023-03-021-SP.pdf](#)

VI. FINANCE DIRECTOR'S REPORT

VII. FINANCIAL REPORT

Financial Reports

**Attachments:** [REVENUE REPORT - YEAR TO DATE VS ACTURAL-2023-01-31.pdf](#)  
[EXPENDITURE REPORT - YEAR TO DATE VS ACTURAL-2023-01-31.pdf](#)

IX. OLD BUSINESS

1. Continued discussion regarding the status and possible changes to Capital Improvement Plan (CIP) and Capital Non-Recurring (CNR) Fund based on the American Rescue Act Funding (ARPA) and the process to approve ARPA Projects and expend ARPA Funding.

**Attachments:** [ARPA project accounting- Dated - 2023-03-21lsx.xlsx](#)

2. Any other Old Business proper to come before the Committee.

VX. NEW BUSINESS

1. MOTION to approve appropriation from the receipt of sales of vehicles and equipment through GovDeals in the total amount of \$11,300 to the Public Works Small Truck CNR Account 21040101-57313.
2. MOTION to authorize the Mayor to submit a Grant Application to Senior Resources Agency on Aging -Title 3 in the amount of \$14,120 to be used to increase one Van Driver to full-time; with a local match \$8,000 to come from Account# 10130501-51800 (Part-time Wages).

**Attachments:** [FY-2024-TITLE-III-APPLICATION3.9.2023](#)  
[FY-2024-Title-III-Budget](#)  
[Grant letter of intent](#)

3. MOTION to grant a Bid Waiver to STV Construction Inc. not to exceed \$91,496 due to receiving fewer than the required three bids in response to Bid #LPS 23-01 (Owner's Representative Services for Select Capital Projects,), in accordance with Ordinance #200-001 (rev 1) "An Ordinance for Purchasing".

**Attachments:** [Board of Education -Roof Projects-PMBC Ltr-2023-04-03-Bid Waiver Request.pdf](#)  
[STV\\_Ledyard OR Services](#)  
[3-17-23 Ledyard FINAL Fee Letter.pdf](#)  
[STV reference list \(1\)](#)  
[Price proposals and evaluation forms](#)  
[Board of Education - Roof Projects-Colliers Proposal OPM Ledyard Capital Projects.pdf](#)  
[Board of Education Roof Projects Colliers Cost Proposal-2023-02-02.pdf](#)  
[Board of Education - RFQ for Roof Replacement \(2\).pdf](#)

4. MOTION to overspend account 10110205-53610 Specialty Approved Counsel through June 30, 2023.

5. MOTION to approve a tax refund in the amount of \$5085.18 exceeding \$2,400.00 in accordance with tax collector department procedures.

James & Valerie Hazlin - Double Payment - \$5085.18

**Attachments:** [Hazlin Tax Refund 3.9.2023](#)

6. Discussion regarding potential uses of the revenue received from Public Act No.21-58 “An Act Concerning Solid Waste Management” in accordance with “Resolution Regarding Revenues Received from Beverage Container Surcharges” adopted on June 8, 2022.

**Attachments:** [003-2022-JUN-08- RES-BEVERAGE REVENUES-2022-06-08.docx](#)  
[PUBLIC ACT 21-58-SOLID WASATE](#)  
[MANAGMENT-2022-06-21.pdf](#)

7. Discussion regarding potential uses for the funding received from the National Opioid Settlement Payments.

**Attachments:** [Final-Distributor-Settlement-Agreement-9321-Exhibit-Updates](#)  
[Final-Janssen-Settlement-Agreement-rev-7-30-21 \(1\)](#)  
[National Opioid Settlement Allocation Notice - Connecticut Janssen](#)  
[Pmts 1-4 and totals](#)

8. Discussion regarding the continuation of the Visiting Nurses Association in Ledyard.

**Attachments:** [PHN Analysis with benefit costs thru February 2023.xlsx](#)  
[PHN FY 20-21 BUDGET VS ACTUAL EXPENSES.pdf](#)  
[PHN FY 20-21 BUDGET VS ACTUAL REVENUES.pdf](#)  
[PHN FY 21-22 BUDGET VS ACTUAL EXPENSES.pdf](#)  
[PHN FY 21-22 BUDGET VS ACTUAL REVENUES.pdf](#)  
[Nursing section of Charter.pdf](#)  
[ORD 500-005 Nursing Services Board.pdf](#)

9. Any other New Business proper to come before the Committee.

## XII. ADJOURNMENT

DISCLAIMER: Although we try to be timely and accurate these are not official records of the Town.



# TOWN OF LEDYARD

741 Colonel Ledyard  
Highway  
Ledyard, CT 06339-1511

---

**File #:** 23-1495

**Agenda Date:** 4/19/2023

**Agenda #:**


---

## REPORT

### **Staff/Committee Report:**

Board of Education Year-to-Date Report- 4/3/2023





# Ledyard Public Schools

---

Administrative Offices

April 3, 2023

Ledyard Town Council  
Town of Ledyard  
741 Colonel Ledyard Highway  
Ledyard, CT 06339

Dear Town Council,

In compliance with the passing of public act 19-117, I have enclosed our year to date financial report. This same report is posted in the Board of Education meeting minutes.

Thank you,

Rachel Moser  
Director of Finance and Human Capital  
Ledyard Board of Education

cc: Ledyard Board of Education  
Mr. Michael J. Brawner, Finance Committee Chairman  
Mr. Jason Hartling, Superintendent of Schools



# Town and Schools of Ledyard

## YEAR-TO-DATE BUDGET REPORT



FOR 2023 13

ACCOUNTS FOR:	ORIGINAL APPROP	TRANSFRS/ADJSTMTS	REVISED BUDGET	YTD ACTUAL	ENCUMBRANCES	AVAILABLE BUDGET	PCT USE/COL
0150 BOE GENERAL FUND							
<b>2021000 GENERAL INSTRUCTION</b>							
2021000 51040 TEACHER SALARY	2,073,345	0	2,073,345	1,081,021.80	925,178.76	67,144.44	96.8%
2021000 51140 PARAPROFESSIONAL	76,407	0	76,407	15,214.68	14,091.00	47,101.40	38.4%
2021000 56110 INSTRUCTIONAL SUP	38,500	0	38,500	27,273.61	690.90	10,535.49	72.6%
2021000 56890 TECHNOLOGY SUPPLI	12,000	0	12,000	.00	.00	12,000.00	.0%
2021000 57310 REPLACEMENT EQUIP	950	0	950	.00	.00	950.00	.0%
TOTAL GENERAL INSTRUCTION	2,201,202	0	2,201,202	1,123,510.09	939,960.66	137,731.33	93.7%
<b>2021002 ART INSTRUCTION</b>							
2021002 51040 TEACHER SALARY	94,701	0	94,701	50,992.90	43,708.20	-10	100.0%*
2021002 56110 INSTR SUPPLIES-AR	2,400	0	2,400	2,109.09	300.05	-9.14	100.4%*
TOTAL ART INSTRUCTION	97,101	0	97,101	53,101.99	44,008.25	-9.24	100.0%
<b>2021005 LANGUAGE ARTS INSTRUCTION</b>							
2021005 56110 INSTR SUPPLIES-LA	4,300	0	4,300	170.41	.00	4,129.59	4.0%
TOTAL LANGUAGE ARTS INSTRUCTION	4,300	0	4,300	170.41	.00	4,129.59	4.0%
<b>2021007 KINDERGARTEN INSTRUCTION</b>							
2021007 56110 INSTR SUPPLIES-KG	750	0	750	152.05	.00	597.95	20.3%
TOTAL KINDERGARTEN INSTRUCTION	750	0	750	152.05	.00	597.95	20.3%
<b>2021011 MATH INSTRUCTION</b>							
2021011 56110 INSTR SUPPLIES-MA	1,500	0	1,500	97.85	.00	1,402.15	6.5%
TOTAL MATH INSTRUCTION	1,500	0	1,500	97.85	.00	1,402.15	6.5%
<b>2021012 MUSIC INSTRUCTION</b>							

# Town and Schools of Ledyard

## YEAR-TO-DATE BUDGET REPORT



FOR 2023 13

ACCOUNTS FOR: 0150 BOE GENERAL FUND	ORIGINAL APPROP	TRANSFERS/ ADJUSTMENTS	REVISED BUDGET	YTD ACTUAL	ENCUMBRANCES	AVAILABLE BUDGET	PCT USE/COL
2021012 51040 TEACHER SALARY	70,493	0	70,493	64,919.68	55,645.44	-50,072.12	171.0%*
2021012 54300 REPAIRS & MAINT-M	1,000	0	1,000	.00	.00	1,000.00	.0%
2021012 56110 INSTR SUPPLIES-MU	2,200	0	2,200	1,481.87	418.56	299.57	86.4%
TOTAL MUSIC INSTRUCTION	73,693	0	73,693	66,401.55	56,064.00	-48,772.55	166.2%
<b>2021013 SCIENCE INSTRUCTION</b>							
2021013 56110 INSTR SUPPLIES-SC	2,200	0	2,200	229.82	.00	1,970.18	10.4%
TOTAL SCIENCE INSTRUCTION	2,200	0	2,200	229.82	.00	1,970.18	10.4%
<b>2021015 SOCIAL STUDIES INSTRUCTION</b>							
2021015 56110 INSTR SUPPLIES-SS	4,200	0	4,200	.00	.00	4,200.00	.0%
TOTAL SOCIAL STUDIES INSTRUCTION	4,200	0	4,200	.00	.00	4,200.00	.0%
<b>2021051 READING INSTRUCTION</b>							
2021051 56110 INSTR SUPPLIES-RE	4,500	0	4,500	2,211.02	.00	2,288.98	49.1%
TOTAL READING INSTRUCTION	4,500	0	4,500	2,211.02	.00	2,288.98	49.1%
<b>2021081 PHYSICAL EDUCATION</b>							
2021081 51040 TEACHER SALARY	62,777	0	62,777	33,803.00	28,974.00	.00	100.0%
2021081 56110 INSTR SUPPLIES-PH	1,500	0	1,500	1,221.77	.00	278.23	81.5%
TOTAL PHYSICAL EDUCATION	64,277	0	64,277	35,024.77	28,974.00	278.23	99.6%
<b>2021085 REMEDIAL READING INSTRUCTION</b>							
2021085 51140 PARAPROFESSIONAL	33,857	0	33,857	.00	.00	33,857.29	.0%

# Town and Schools of Ledyard

## YEAR-TO-DATE BUDGET REPORT



FOR 2023 13

ACCOUNTS FOR:	ORIGINAL APPROP	TRANFRS/ADJUSTMTS	REVISED BUDGET	YTD ACTUAL	ENCUMBRANCES	AVAILABLE BUDGET	PCT USE/COL
0150 BOE GENERAL FUND							
2021085 56110 INSTR SUPPLIES-RE	1,900	0	1,900	2,028.87	.00	-128.87	106.8%*
TOTAL REMEDIAL READING INSTRUCTION	35,757	0	35,757	2,028.87	.00	33,728.42	5.7%
<b>2021200 SPED PARA SALARIES</b>							
2021200 51140 PARAPROFESSIONAL	257,190	0	257,190	100,865.37	15,732.14	140,592.01	45.3%
TOTAL SPED PARA SALARIES	257,190	0	257,190	100,865.37	15,732.14	140,592.01	45.3%
<b>2021260 LEARNING DISABILITIES</b>							
2021260 56110 INSTR SUPPLIES-LR	3,600	0	3,600	908.87	141.19	2,549.94	29.2%
TOTAL LEARNING DISABILITIES	3,600	0	3,600	908.87	141.19	2,549.94	29.2%
<b>2022140 PSYCHOLOGY</b>							
2022140 56110 INSTR SUPPLIES-PS	500	0	500	375.64	.00	124.36	75.1%
2022140 56800 TESTING SUPPLIES-	250	0	250	.00	.00	250.00	.0%
TOTAL PSYCHOLOGY	750	0	750	375.64	.00	374.36	50.1%
<b>2022150 SPEECH &amp; LANGUAGE</b>							
2022150 56110 INSTR SUPPLIES-SP	800	0	800	1,135.97	37.23	-373.20	146.7%*
2022150 56800 TESTING SUPPLIES-	650	0	650	16.54	.00	633.46	2.5%
TOTAL SPEECH & LANGUAGE	1,450	0	1,450	1,152.51	37.23	260.26	82.1%
<b>2022210 PROFESSIONAL DEVELOPMENT</b>							
2022210 53300 PROF/TECH SERVICE	3,500	0	3,500	307.70	.00	3,192.30	8.8%
TOTAL PROFESSIONAL DEVELOPMENT	3,500	0	3,500	307.70	.00	3,192.30	8.8%

# Town and Schools of Ledyard

## YEAR-TO-DATE BUDGET REPORT



FOR 2023 13

ACCOUNTS FOR:	BOE GENERAL FUND	ORIGINAL APPROP	TRANSFERS/ADJSTMTS	REVISED BUDGET	YTD ACTUAL	ENCUMBRANCES	AVAILABLE BUDGET	PCT USE/COL
<b>2022220 MEDIA CENTER</b>								
2022220 51050 MEDIA SALARIES-ME	63,096	0	63,096	11,392.10	.00	.00	63,096.00	.0%
2022220 51140 PARA SALARIES-MED	17,236	0	17,236	3,284.48	.00	.00	5,843.50	66.1%
2022220 56110 INSTR SUPPLIES-ME	5,400	0	5,400	59.97	2,463.00	740.00	-347.48	106.4%*
2022220 56900 OTHER SUPPLIES-ME	800	0	800				.03	100.0%
TOTAL MEDIA CENTER	86,532	0	86,532	14,736.55	3,203.00		68,592.05	20.7%
<b>2022230 INSTRUCTION RELATED TECHNOLOGY</b>								
2022230 56890 TECHNOLOGY SUPPLI	2,000	0	2,000	.00	.00	.00	2,000.00	.0%
TOTAL INSTRUCTION RELATED TECHNOLOGY	2,000	0	2,000	.00	.00	.00	2,000.00	.0%
<b>2022400 GENERAL ADMINISTRATIVE SERVICE</b>								
2022400 51020 ADMIN SALARIES-GE	285,247	0	285,247	200,983.16	80,958.13		3,305.71	98.8%
2022400 51100 SEC/CLERICAL SALA	98,762	0	98,762	57,069.80	.00	.00	41,692.21	57.8%
2022400 51140 PARA SALARIES-GEN	0	0	0	19,391.40	19,391.40		-19,391.40	100.0%*
2022400 55300 COMMUNICATIONS-GE	1,300	0	1,300	999.89	.11	.11	300.00	76.9%
2022400 56900 OTHER SUPPLIES-GE	1,300	0	1,300	370.82	292.44		636.74	51.0%
TOTAL GENERAL ADMINISTRATIVE SERVICE	386,609	0	386,609	259,423.67	100,642.08		26,543.26	93.1%
<b>2041000 GENERAL INSTRUCTION</b>								
2041000 51040 TEACHER SALARY-GE	2,360,091	0	2,360,091	1,291,327.13	1,092,122.67		-23,359.30	101.0%*
2041000 51140 PARA SALARIES-GEN	62,428	0	62,428	16,036.92	1,321.50		46,390.60	25.7%
2041000 56110 INSTR SUPPLIES-GE	38,805	0	38,805	836.98	24.99		18,866.83	51.4%
2041000 56890 TECHNOLOGY SUPPLI	12,000	0	12,000	304.03	.00	.00	11,138.03	7.2%
2041000 57300 NEW EQUIPMENT-GEN	4,500	0	4,500	4,644.54	.00	.00	-304.03	100.0%*
2041000 57310 REPLACEMENT EQUIP		0					-144.54	103.2%*
TOTAL GENERAL INSTRUCTION	2,477,823	0	2,477,823	1,331,766.27	1,093,469.16		52,587.59	97.9%
<b>2041002 ART INSTRUCTION</b>								
2041002 51040 TEACHER SALARY	164,335	0	164,335	71,462.30	61,253.40		31,618.90	80.8%

# Town and Schools of Ledyard

## YEAR-TO-DATE BUDGET REPORT



FOR 2023 13

ACCOUNTS FOR: 0150 BOE GENERAL FUND	ORIGINAL APPROP	TRANSFERS/ ADJUSTMTS	REVISED BUDGET	YTD ACTUAL	ENCUMBRANCES	AVAILABLE BUDGET	PCT USE/COL
2041002 56110 INSTR SUPPLIES-AR	4,200	0	4,200	3,845.20	.00	354.80	91.6%
TOTAL ART INSTRUCTION	168,535	0	168,535	75,307.50	61,253.40	31,973.70	81.0%
<b>2041005 LANGUAGE ARTS INSTRUCTION</b>							
2041005 56110 INSTR SUPPLIES-LA	7,160	0	7,160	.00	.00	7,160.00	.0%
TOTAL LANGUAGE ARTS INSTRUCTION	7,160	0	7,160	.00	.00	7,160.00	.0%
<b>2041007 KINDERGARTEN INSTRUCTION</b>							
2041007 56110 INSTR SUPPLIES-KG	3,100	0	3,100	2,941.23	282.60	-123.83	104.0%*
TOTAL KINDERGARTEN INSTRUCTION	3,100	0	3,100	2,941.23	282.60	-123.83	104.0%
<b>2041011 MATH INSTRUCTION</b>							
2041011 56110 INSTR SUPPLIES-MA	2,495	0	2,495	405.73	.00	2,089.27	16.3%
TOTAL MATH INSTRUCTION	2,495	0	2,495	405.73	.00	2,089.27	16.3%
<b>2041012 MUSIC INSTRUCTION</b>							
2041012 51040 TEACHER SALARY	150,767	0	150,767	48,197.20	23,050.20	79,519.60	47.3%
2041012 54300 REPAIRS & MAINT-M	850	0	850	.00	.00	850.00	.0%
2041012 56110 INSTR SUPPLIES-MU	3,650	0	3,650	2,070.84	.00	1,579.16	56.7%
TOTAL MUSIC INSTRUCTION	155,267	0	155,267	50,268.04	23,050.20	81,948.76	47.2%
<b>2041013 SCIENCE INSTRUCTION</b>							
2041013 56110 INSTR SUPPLIES-SC	2,000	0	2,000	.00	.00	2,000.00	.0%
TOTAL SCIENCE INSTRUCTION	2,000	0	2,000	.00	.00	2,000.00	.0%

# Town and Schools of Ledyard

## YEAR-TO-DATE BUDGET REPORT



FOR 2023 13

ACCOUNTS FOR: 0150 BOE GENERAL FUND	ORIGINAL APPROP	TRANSFERS/ ADJSTMTS	REVISED BUDGET	YTD ACTUAL	ENCUMBRANCES	AVAILABLE BUDGET	PCT USE/COL
<b>2041015 SOCIAL STUDIES INSTRUCTION</b>							
2041015 56110 INSTR SUPPLIES-SS	4,500	0	4,500	4,027.20	.00	472.80	89.5%
TOTAL SOCIAL STUDIES INSTRUCTION	4,500	0	4,500	4,027.20	.00	472.80	89.5%
<b>2041051 READING INSTRUCTION</b>							
2041051 56110 INSTR SUPPLIES-RE	10,600	0	10,600	2,467.88	160.00	7,972.12	24.8%
TOTAL READING INSTRUCTION	10,600	0	10,600	2,467.88	160.00	7,972.12	24.8%
<b>2041081 PHYSICAL EDUCATION</b>							
2041081 51040 TEACHER SALARY	159,493	0	159,493	85,880.90	73,612.20	-10	100.0%*
2041081 56110 INSTR SUPPLIES-PH	3,600	0	3,600	2,683.92	.00	916.08	74.6%
TOTAL PHYSICAL EDUCATION	163,093	0	163,093	88,564.82	73,612.20	915.98	99.4%
<b>2041085 REMEDIAL READING INSTRUCTION</b>							
2041085 51140 PARAPROFESSIONAL	47,227	0	47,227	18,063.03	.00	29,163.64	38.2%
2041085 56110 INSTR SUPPLIES-RE	3,100	0	3,100	.00	.00	3,100.00	.0%
TOTAL REMEDIAL READING INSTRUCTION	50,327	0	50,327	18,063.03	.00	32,263.64	35.9%
<b>2041200 SPED PARA SALARIES</b>							
2041200 51140 PARAPROFESSIONAL	395,149	0	395,149	240,853.29	37,587.75	116,707.91	70.5%
TOTAL SPED PARA SALARIES	395,149	0	395,149	240,853.29	37,587.75	116,707.91	70.5%
<b>2041260 LEARNING DISABILITIES</b>							
2041260 56110 INSTR SUPPLIES-LR	4,600	0	4,600	3,581.42	146.28	872.30	81.0%



# Town and Schools of Ledyard

## YEAR-TO-DATE BUDGET REPORT



FOR 2023 13

ACCOUNTS FOR:	ORIGINAL APPROP	TRANSFRS/ADJUSTMTS	REVISED BUDGET	YTD ACTUAL	ENCUMBRANCES	AVAILABLE BUDGET	PCT USE/COL
0150 BOE GENERAL FUND							
TOTAL LEARNING DISABILITIES	4,600	0	4,600	3,581.42	146.28	872.30	81.0%
<b>2042140 PSYCHOLOGY</b>							
2042140 56110 INSTR SUPPLIES-PS	600	0	600	562.56	.00	37.44	93.8%
2042140 56800 TESTING SUPPLIES-	800	0	800	178.08	.00	621.92	22.3%
TOTAL PSYCHOLOGY	1,400	0	1,400	740.64	.00	659.36	52.9%
<b>2042150 SPEECH &amp; LANGUAGE</b>							
2042150 56110 INSTR SUPPLIES-SP	1,000	0	1,000	218.58	.00	781.42	21.9%
2042150 56800 TESTING SUPPLIES-	700	0	700	.00	.00	700.00	.0%
TOTAL SPEECH & LANGUAGE	1,700	0	1,700	218.58	.00	1,481.42	12.9%
<b>2042210 PROFESSIONAL DEVELOPMENT</b>							
2042210 53300 PROF/TECH SERVICE	9,350	0	9,350	367.35	.00	8,982.65	3.9%
TOTAL PROFESSIONAL DEVELOPMENT	9,350	0	9,350	367.35	.00	8,982.65	3.9%
<b>2042220 MEDIA CENTER</b>							
2042220 51050 MEDIA SALARIES-ME	67,582	0	67,582	90,586.18	144,606.34	-167,610.52	348.0%*
2042220 56110 INSTR SUPPLIES-ME	9,850	0	9,850	5,207.98	738.79	3,903.23	60.4%
2042220 56900 OTHER SUPPLIES-ME	550	0	550	266.86	140.70	142.44	74.1%
TOTAL MEDIA CENTER	77,982	0	77,982	96,061.02	145,485.83	-163,564.85	309.7%
<b>2042230 TECHNOLOGY SUPPLIES-INSTR TECH</b>							
2042230 56890 TECHNOLOGY SUPPLI	2,000	0	2,000	.00	.00	2,000.00	.0%

# Town and Schools of Ledyard



## YEAR-TO-DATE BUDGET REPORT

FOR 2023 13

ACCOUNTS FOR:	ORIGINAL APPROP	TRANSFRS/ADJSTMTS	REVISED BUDGET	YTD ACTUAL	ENCUMBRANCES	AVAILABLE BUDGET	PCT USE/COL
0150 BOE GENERAL FUND							
TOTAL TECHNOLOGY SUPPLIES-INSTR TECH	2,000	0	2,000	.00	.00	2,000.00	.0%
<b>2042400 GENERAL ADMINISTRATIVE SERVICE</b>							
2042400 51020 ADMIN SALARIES-GE	272,117	0	272,117	109,500.57	45,832.88	116,783.17	57.1%
2042400 51100 SEC/CLERICAL SALA	98,464	0	98,464	40,942.02	.00	57,522.47	41.6%
2042400 51140 PARA SALARIES-GEN	0	0	0	823.00	.00	-823.00	100.0%*
2042400 55300 COMMUNICATIONS-GE	1,000	0	1,000	-46.89	1,046.89	.00	100.0%
2042400 56110 INSTRUCTIONAL SUP	0	0	0	55.96	.00	-55.96	100.0%*
2042400 56900 OTHER SUPPLIES-GE	2,300	0	2,300	2,427.87	.00	-127.87	105.6%*
TOTAL GENERAL ADMINISTRATIVE SERVICE	373,881	0	373,881	153,702.53	46,879.77	173,298.81	53.6%
<b>2042700 TRANSPORTATION</b>							
2042700 51140 PARA SALARIES-TRA	5,560	0	5,560	3,240.57	.00	2,318.94	58.3%
TOTAL TRANSPORTATION	5,560	0	5,560	3,240.57	.00	2,318.94	58.3%
<b>2051000 GENERAL INSTRUCTION</b>							
2051000 56110 INSTRUCTIONAL SUP	29,700	0	29,700	7,258.86	1,276.67	21,164.47	28.7%
2051000 56890 TECHNOLOGY SUPPLI	2,500	0	2,500	1,445.35	.00	1,054.65	57.8%
2051000 56900 OTHER SUPPLIES	0	0	0	-22.99	.00	22.99	100.0%
2051000 57300 NEW EQUIPMENT	0	0	0	18,187.30	.00	-18,187.30	100.0%*
TOTAL GENERAL INSTRUCTION	32,200	0	32,200	26,868.52	1,276.67	4,054.81	87.4%
<b>2051002 ART INSTRUCTION</b>							
2051002 51040 TEACHER SALARY-AR	94,701	0	94,701	50,992.90	43,708.20	-10	100.0%*
2051002 56110 INSTR SUPPLIES-AR	6,400	0	6,400	2,831.71	1,295.32	2,272.97	64.5%
TOTAL ART INSTRUCTION	101,101	0	101,101	53,824.61	45,003.52	2,272.87	97.8%
<b>2051005 LANGUAGE ARTS INSTRUCTION</b>							
2051005 51040 TEACHER SALARY-LA	326,603	0	326,603	182,962.47	172,766.82	-29,126.29	108.9%*

# Town and Schools of Ledyard

## YEAR-TO-DATE BUDGET REPORT



FOR 2023 13

ACCOUNTS FOR: 0150 BOE GENERAL FUND	ORIGINAL APPROP	TRANSFRS/ ADJUSTMTS	REVISED BUDGET	YTD ACTUAL	ENCUMBRANCES	AVAILABLE BUDGET	PCT USE/COL
2051005 56110 INSTR SUPPLIES-LA	7,400	0	7,400	5,091.61	157.75	2,150.64	70.9%
TOTAL LANGUAGE ARTS INSTRUCTION	334,003	0	334,003	188,054.08	172,924.57	-26,975.65	108.1%
<b>2051006 FOREIGN LANGUAGE INSTRUCTION</b>							
2051006 51040 TEACHER SALARY-FL	154,252	0	154,252	83,058.78	71,193.24	-02	100.0%*
2051006 56110 INSTR SUPPLIES-FL	100	0	100	.00	.00	100.00	.0%
TOTAL FOREIGN LANGUAGE INSTRUCTION	154,352	0	154,352	83,058.78	71,193.24	99.98	99.9%
<b>2051008 HEALTH INSTRUCTION</b>							
2051008 51040 TEACHER SALARY-HL	144,782	0	144,782	84,129.88	66,822.48	-6,170.36	104.3%*
2051008 56110 INSTR SUPPLIES-HL	1,150	0	1,150	174.26	.00	975.74	15.2%
TOTAL HEALTH INSTRUCTION	145,932	0	145,932	84,304.14	66,822.48	-5,194.62	103.6%
<b>2051010 INDUSTRIAL TECH INSTRUCTION</b>							
2051010 51040 TEACHER SALARY-IN	174,793	0	174,793	108,403.32	92,625.84	-26,236.16	115.0%*
2051010 56110 INSTR SUPPLIES-IN	3,000	0	3,000	513.00	.00	2,487.00	17.1%
TOTAL INDUSTRIAL TECH INSTRUCTION	177,793	0	177,793	108,916.32	92,625.84	-23,749.16	113.4%
<b>2051011 MATH INSTRUCTION</b>							
2051011 51040 TEACHER SALARY-MA	479,401	0	479,401	262,600.94	277,771.72	-60,971.66	112.7%*
2051011 56110 INSTR SUPPLIES-MA	1,200	0	1,200	808.83	244.51	146.66	87.8%
TOTAL MATH INSTRUCTION	480,601	0	480,601	263,409.77	278,016.23	-60,825.00	112.7%
<b>2051012 MUSIC INSTRUCTION</b>							
2051012 51040 TEACHER SALARY-MU	125,227	0	125,227	67,429.88	57,797.04	.08	100.0%

# Town and Schools of Ledyard

## YEAR-TO-DATE BUDGET REPORT



FOR 2023 13

ACCOUNTS FOR:	ORIGINAL APPROP	TRANSFRS/ADJSTMTS	REVISED BUDGET	YTD ACTUAL	ENCUMBRANCES	AVAILABLE BUDGET	PCT USE/COL
0150 BOE GENERAL FUND							
2051012 54300 REPAIRS & MAINT-M	1,400	0	1,400	.00	.00	1,400.00	.0%
2051012 56110 INSTR SUPPLIES-MU	2,350	0	2,350	5,581.45	950.00	-4,181.45	277.9%*
2051012 57310 REPL EQUIPMENT-MU	2,770	0	2,770	.00	.00	2,770.00	.0%
2051012 58100 DUES & FEES-MUSIC	275	0	275	.00	.00	275.00	.0%
TOTAL MUSIC INSTRUCTION	132,022	0	132,022	73,011.33	58,747.04	263.63	99.8%
2051013 SCIENCE INSTRUCTION							
2051013 51040 TEACHER SALARY-SC	526,702	0	526,702	208,244.31	178,184.88	140,272.31	73.4%
2051013 56110 INSTR SUPPLIES-SC	7,500	0	7,500	3,679.00	3,003.24	817.76	89.1%
2051013 58120 PROJECT DUES & FE	8,500	0	8,500	.00	.00	8,500.00	.0%
TOTAL SCIENCE INSTRUCTION	542,702	0	542,702	211,923.31	181,188.12	149,590.07	72.4%
2051014 COMPUTER INSTRUCTION							
2051014 56890 TECHNOLOGY SUPPLI	6,500	0	6,500	.00	.00	6,500.00	.0%
TOTAL COMPUTER INSTRUCTION	6,500	0	6,500	.00	.00	6,500.00	.0%
2051015 SOCIAL STUDIES INSTRUCTION							
2051015 51040 TEACHER SALARY-SS	284,103	0	284,103	199,662.95	176,957.16	-92,517.11	132.6%*
2051015 56110 INSTR SUPPLIES-SS	4,750	0	4,750	2,104.65	188.07	2,457.28	48.3%
TOTAL SOCIAL STUDIES INSTRUCTION	288,853	0	288,853	201,767.60	177,145.23	-90,059.83	131.2%
2051051 READING INSTRUCTION							
2051051 51040 TEACHER SALARY-RE	138,994	0	138,994	32,065.88	27,485.04	79,443.28	42.8%
2051051 56110 INSTRUCTIONAL SUP	2,900	0	2,900	.00	.00	2,900.00	.0%
TOTAL READING INSTRUCTION	141,894	0	141,894	32,065.88	27,485.04	82,343.28	42.0%
2051081 PHYSICAL EDUCATION							
2051081 51040 TEACHER SALARY-PH	195,865	0	195,865	71,491.00	61,278.00	63,096.00	67.8%

# Town and Schools of Ledyard

## YEAR-TO-DATE BUDGET REPORT



FOR 2023 13

ACCOUNTS FOR: 0150 BOE GENERAL FUND	ORIGINAL APPROP	TRANSFRS/ ADJUSTMTS	REVISED BUDGET	YTD ACTUAL	ENCUMBRANCES	AVAILABLE BUDGET	PCT USE/COL
2051081 56110 INSTR SUPPLIES-PH	2,100	0	2,100	2,402.48	.00	-302.48	114.4%*
TOTAL PHYSICAL EDUCATION	197,965	0	197,965	73,893.48	61,278.00	62,793.52	68.3%
<b>2051115 ACTIVITIES</b>							
2051115 51040 TEACHER SALARY-EX	22,227	0	22,227	.00	.00	22,226.82	.0%
2051115 55100 TRANSPORTATION-EX	2,950	0	2,950	508.24	491.76	1,950.00	33.9%
2051115 56900 OTHER SUPPLIES-EX	2,150	0	2,150	.00	.00	2,150.00	.0%
TOTAL ACTIVITIES	27,327	0	27,327	508.24	491.76	26,326.82	3.7%
<b>2051200 SPED PARA SALARIES</b>							
2051200 51140 PARAPROFESSIONAL	171,780	0	171,780	96,620.36	.00	75,159.34	56.2%
2051200 56110 INSTRUCTIONAL SUP	2,900	0	2,900	2,106.10	.00	793.90	72.6%
2051200 56800 TESTING SUPPLIES	300	0	300	.00	.00	300.00	.0%
TOTAL SPED PARA SALARIES	174,980	0	174,980	98,726.46	.00	76,253.24	56.4%
<b>2052120 GUIDANCE</b>							
2052120 51030 GUIDANCE SALARIES	226,415	0	226,415	130,255.00	96,199.18	-38.85	100.0%*
2052120 56110 INSTR SUPPLIES-GU	650	0	650	74.50	.00	575.50	11.5%
TOTAL GUIDANCE	227,065	0	227,065	130,329.50	96,199.18	536.65	99.8%
<b>2052140 PSYCHOLOGY</b>							
2052140 56110 INSTR SUPPLIES-PS	350	0	350	.00	.00	350.00	.0%
TOTAL PSYCHOLOGY	350	0	350	.00	.00	350.00	.0%
<b>2052150 SPEECH &amp; LANGUAGE</b>							
2052150 56110 INSTR SUPPLIES-SP	750	0	750	540.00	.00	210.00	72.0%

# Town and Schools of Ledyard

## YEAR-TO-DATE BUDGET REPORT



FOR 2023 13

ACCOUNTS FOR: 0150	BOE GENERAL FUND	ORIGINAL APPROP	TRANSFRS/ ADJSTMTS	REVISED BUDGET	YTD ACTUAL	ENCUMBRANCES	AVAILABLE BUDGET	PCT USE/COL
TOTAL SPEECH & LANGUAGE								
	750	0	750	540.00	.00		210.00	72.0%
2052210 PROFESSIONAL DEVELOPMENT								
2052210 53300 PROF/TECH SERVICE	3,350	0	3,350	.00	.00		3,350.00	.0%
TOTAL PROFESSIONAL DEVELOPMENT								
	3,350	0	3,350	.00	.00		3,350.00	.0%
2052220 MEDIA CENTER								
2052220 51050 MEDIA SALARIES-ME	94,701	0	94,701	50,992.90	43,708.20		-10	100.0%*
2052220 51140 PARA SALARIES-MED	22,000	0	22,000	.00	.00		22,000.00	.0%
2052220 56110 INSTR SUPPLIES-ME	9,650	0	9,650	10,758.48	340.26		-1,448.74	115.0%*
TOTAL MEDIA CENTER								
	126,351	0	126,351	61,751.38	44,048.46		20,551.16	83.7%
2052400 GENERAL ADMINISTRATIVE SERVICE								
2052400 51020 ADMIN SALARIES-GE	302,758	0	302,758	214,907.36	93,156.32		-5,305.68	101.8%*
2052400 51100 SEC/CLERICAL SALA	97,133	0	97,133	48,690.34	.00		48,442.53	50.1%
2052400 51140 PARA SALARIES-GEN	31,553	0	31,553	.00	.00		31,553.45	.0%
2052400 55300 COMMUNICATIONS-GE	5,950	0	5,950	1,738.14	2,176.19		2,035.67	65.8%
2052400 56900 OTHER SUPPLIES-GE	2,000	0	2,000	1,560.29	.00		439.71	78.0%
2052400 58100 DUES & FEES-GEN A	1,200	0	1,200	.00	.00		1,200.00	.0%
TOTAL GENERAL ADMINISTRATIVE SERVICE								
	440,594	0	440,594	266,896.13	95,332.51		78,365.68	82.2%
2053200 ATHLETICS								
2053200 51040 TEACHER SALARY-AT	24,752	0	24,752	2,138.00	2,127.00		20,486.92	17.2%
2053200 53400 OTHER PROF/TECH S	4,800	0	4,800	3,093.26	.00		1,706.74	64.4%
2053200 55100 TRANSPORTATION-AT	5,800	0	5,800	5,424.35	375.65		.00	100.0%
2053200 56900 OTHER SUPPLIES-AT	4,000	0	4,000	2,114.71	43.88		1,841.41	54.0%
TOTAL ATHLETICS								
	39,352	0	39,352	12,770.32	2,546.53		24,035.07	38.9%

# Town and Schools of Ledyard

## YEAR-TO-DATE BUDGET REPORT



FOR 2023 13

ACCOUNTS FOR: 0150 BOE GENERAL FUND	ORIGINAL APPROP	TRANSFRS/ ADJUSTMTS	REVISED BUDGET	YTD ACTUAL	ENCUMBRANCES	AVAILABLE BUDGET	PCT USE/COL
2061000 56110 INSTR SUPPLIES-GE	13,200	0	13,200	4,687.70	84.69	8,427.61	36.2%
TOTAL GENERAL INSTRUCTION	13,200	0	13,200	4,687.70	84.69	8,427.61	36.2%
<b>2061002 ART INSTRUCTION</b>							
2061002 51040 TEACHER SALARY-AR	155,401	0	155,401	83,092.10	71,221.80	1,087.10	99.3%
2061002 56110 INSTR SUPPLIES-AR	11,200	0	11,200	6,545.00	66.08	4,588.92	59.0%
TOTAL ART INSTRUCTION	166,601	0	166,601	89,637.10	71,287.88	5,676.02	96.6%
<b>2061003 BUSINESS EDUCATION INSTRUCTION</b>							
2061003 51040 TEACHER SALARY-BU	84,762	0	84,762	45,641.12	39,120.96	- .08	100.0%*
2061003 56110 INSTR SUPPLIES-BU	1,900	0	1,900	460.59	.00	1,439.41	24.2%
TOTAL BUSINESS EDUCATION INSTRUCTION	86,662	0	86,662	46,101.71	39,120.96	1,439.33	98.3%
<b>2061005 LANGUAGE ARTS INSTRUCTION</b>							
2061005 51040 TEACHER SALARY-LA	594,149	0	594,149	295,916.66	240,285.72	57,946.62	90.2%
2061005 56110 INSTR SUPPLIES-LA	1,000	0	1,000	599.34	.00	400.66	59.9%
2061005 58100 DUES & FEES-LA IN	500	0	500	.00	.00	500.00	.0%
TOTAL LANGUAGE ARTS INSTRUCTION	595,649	0	595,649	296,516.00	240,285.72	58,847.28	90.1%
<b>2061006 FOREIGN LANGUAGE INSTRUCTION</b>							
2061006 51040 TEACHER SALARY-FL	401,211	0	401,211	208,964.17	179,201.52	13,045.31	96.7%
2061006 56110 INSTR SUPPLIES-FL	800	0	800	230.38	212.73	356.89	55.4%
2061006 58100 DUES & FEES-FLANG	200	0	200	.00	.00	200.00	.0%
TOTAL FOREIGN LANGUAGE INSTRUCTION	402,211	0	402,211	209,194.55	179,414.25	13,602.20	96.6%
<b>2061008 HEALTH INSTRUCTION</b>							
2061008 51040 TEACHER SALARY-HL	99,304	0	99,304	56,221.32	45,832.56	-2,749.88	102.8%*

# Town and Schools of Ledyard

## YEAR-TO-DATE BUDGET REPORT



FOR 2023 13									
ACCOUNTS FOR:	BOE GENERAL FUND	ORIGINAL APPROP	TRANSFRS/ADJSTMTS	REVISED BUDGET	YTD ACTUAL	ENCUMBRANCES	AVAILABLE BUDGET	PCT USE/COL	
2061008 56110 INSTR SUPPLIES-HL	900	0	0	900	904.36	.00	-4.36	100.5%	
TOTAL HEALTH INSTRUCTION	100,204	0	0	100,204	57,125.68	45,832.56	-2,754.24	102.7%	
<b>2061009 LIFE MANAGEMENT INSTRUCTION</b>									
2061009 51040 TEACHER SALARY-LI	94,701	0	0	94,701	51,492.90	43,708.20	-500.10	100.5%	
2061009 56110 INSTR SUPPLIES-LI	8,500	0	0	8,500	3,731.58	3,973.11	795.31	90.6%	
TOTAL LIFE MANAGEMENT INSTRUCTION	103,201	0	0	103,201	55,224.48	47,681.31	295.21	99.7%	
<b>2061010 INDUSTRIAL TECH INSTRUCTION</b>									
2061010 51040 TEACHER SALARY-IN	265,492	0	0	265,492	144,637.22	122,534.76	-1,679.98	100.6%	
2061010 54300 REPAIRS & MAINT-I	1,000	0	0	1,000	322.82	273.29	403.89	59.6%	
2061010 54400 RENTALS-INDUS INS	1,200	0	0	1,200	819.89	1,149.79	-769.68	164.1%	
2061010 56110 INSTR SUPPLIES-IN	24,500	0	0	24,500	21,468.90	94.95	2,936.15	88.0%	
TOTAL INDUSTRIAL TECH INSTRUCTION	292,192	0	0	292,192	167,248.83	124,052.79	890.38	99.7%	
<b>2061011 MATH INSTRUCTION</b>									
2061011 51040 TEACHER SALARY-MA	730,606	0	0	730,606	348,161.00	294,027.00	88,418.00	87.9%	
2061011 56110 INSTR SUPPLIES-MA	1,500	0	0	1,500	1,031.56	65.28	403.16	73.1%	
2061011 58100 DUES & FEES-MATH	100	0	0	100	67.55	.00	32.45	67.6%	
TOTAL MATH INSTRUCTION	732,206	0	0	732,206	349,260.11	294,092.28	88,853.61	87.9%	
<b>2061012 MUSIC INSTRUCTION</b>									
2061012 51040 TEACHER SALARY-MU	155,401	0	0	155,401	83,092.10	71,221.80	1,087.10	99.3%	
2061012 53400 OTR PROF/TECH SVC	5,000	0	0	5,000	2,482.50	.00	2,517.50	49.7%	
2061012 54300 REPAIRS & MAINT-M	1,500	0	0	1,500	.00	.00	1,500.00	.0%	
2061012 56110 INSTR SUPPLIES-MU	4,600	0	0	4,600	4,535.87	225.00	-160.87	103.5%	
2061012 57310 REPL EQUIPMENT-MU	2,500	0	0	2,500	1,606.80	.00	893.20	64.3%	
TOTAL MUSIC INSTRUCTION	169,001	0	0	169,001	91,717.27	71,446.80	5,836.93	96.5%	



# Town and Schools of Ledyard

## YEAR-TO-DATE BUDGET REPORT



FOR 2023 13

ACCOUNTS FOR:	ORIGINAL APPROP	TRANSFERS/ADJUSTMTS	REVISED BUDGET	YTD ACTUAL	ENCUMBRANCES	AVAILABLE BUDGET	PCT USE/COL
0150 BOE GENERAL FUND							
<b>2061013 SCIENCE INSTRUCTION</b>							
2061013 51040 TEACHER SALARY-SC	787,891	0	787,891	436,603.01	342,686.29	8,601.37	98.9%
2061013 56110 INSTR SUPPLIES-SC	16,000	0	16,000	13,070.72	1,132.08	1,797.20	88.8%
2061013 57310 REPL EQUIPMENT-SC	3,600	0	3,600	2,303.07	1,094.38	202.55	94.4%
2061013 58120 PROJECT DUES & FE	28,319	0	28,319	.00	.00	28,319.00	.0%
TOTAL SCIENCE INSTRUCTION	835,810	0	835,810	451,976.80	344,912.75	38,920.12	95.3%
<b>2061014 COMPUTER INSTRUCTION</b>							
2061014 56890 TECHNOLOGY SUPPLI	5,500	0	5,500	.00	.00	5,500.00	.0%
TOTAL COMPUTER INSTRUCTION	5,500	0	5,500	.00	.00	5,500.00	.0%
<b>2061015 SOCIAL STUDIES INSTRUCTION</b>							
2061015 51040 TEACHER SALARY-SS	681,280	0	681,280	344,553.86	295,166.88	41,559.26	93.9%
2061015 56110 INSTR SUPPLIES-SS	1,000	0	1,000	349.99	116.46	533.55	46.6%
TOTAL SOCIAL STUDIES INSTRUCTION	682,280	0	682,280	344,903.85	295,283.34	42,092.81	93.8%
<b>2061081 PHYSICAL EDUCATION</b>							
2061081 51040 TEACHER SALARY-PH	268,359	0	268,359	152,368.86	123,857.88	-7,867.74	102.9%*
2061081 56110 INSTR SUPPLIES-PH	6,000	0	6,000	6,269.97	.00	-269.97	104.5%*
TOTAL PHYSICAL EDUCATION	274,359	0	274,359	158,638.83	123,857.88	-8,137.71	103.0%
<b>2061115 ACTIVITIES</b>							
2061115 51040 TEACHER SALARY-EX	78,988	0	78,988	.00	.00	78,988.36	.0%
TOTAL ACTIVITIES	78,988	0	78,988	.00	.00	78,988.36	.0%
<b>2061200 SPED PARA SALARIES</b>							

# Town and Schools of Ledyard

## YEAR-TO-DATE BUDGET REPORT



FOR 2023 13

ACCOUNTS FOR: 0150	BOE GENERAL FUND	ORIGINAL APPROP	TRANFRS/ ADJSTMTS	REVISED BUDGET	YTD ACTUAL	ENCUMBRANCES	AVAILABLE BUDGET	PCT USE/COL
2061200 51140 PARAPROFESSIONAL		164,537	0	164,537	45,464.73	.00	119,071.87	27.6%
TOTAL SPED PARA SALARIES		164,537	0	164,537	45,464.73	.00	119,071.87	27.6%
2061300 EXTENDED DAY								
2061300 53210 TUTORS-EXT DAY		4,500	0	4,500	.00	.00	4,500.00	.0%
TOTAL EXTENDED DAY		4,500	0	4,500	.00	.00	4,500.00	.0%
2062120 GUIDANCE								
2062120 51030 GUIDANCE SALARIES		437,689	0	437,689	303,061.83	211,935.08	-77,308.35	117.7%*
2062120 55300 COMMUNICATIONS-GU		8,000	0	8,000	2,259.00	.00	5,741.00	28.2%
2062120 56900 OTHER SUPPLIES-GU		2,000	0	2,000	1,938.70	27.63	33.67	98.3%
TOTAL GUIDANCE		447,689	0	447,689	307,259.53	211,962.71	-71,533.68	116.0%
2062140 PSYCHOLOGY								
2062140 56110 INSTR SUPPLIES-PS		2,100	0	2,100	1,855.61	.00	244.39	88.4%
2062140 56900 NON INSTRUCTIONAL		5,250	0	5,250	4,456.62	892.61	-99.23	101.9%*
TOTAL PSYCHOLOGY		7,350	0	7,350	6,312.23	892.61	145.16	98.0%
2062150 SPEECH & LANGUAGE								
2062150 56110 INSTR SUPPLIES-SP		0	0	0	668.48	.00	-668.48	100.0%*
TOTAL SPEECH & LANGUAGE		0	0	0	668.48	.00	-668.48	100.0%
2062200 SCHOOL TO CAREER								
2062200 51200 OTHER SALARY-SCH		35,845	0	35,845	.00	.00	35,845.00	.0%

# Town and Schools of Ledyard

## YEAR-TO-DATE BUDGET REPORT



FOR 2023 13

ACCOUNTS FOR:	ORIGINAL APPROP	TRANSFRS/ADJUSTMTS	REVISED BUDGET	YTD ACTUAL	ENCUMBRANCES	AVAILABLE BUDGET	PCT USE/COL
0150 BOE GENERAL FUND							
TOTAL SCHOOL TO CAREER	35,845	0	35,845	.00	.00	35,845.00	.0%
<b>2062210 PROFESSIONAL DEVELOPMENT</b>							
2062210 53300 PROF/TECH SERVICE	3,500	0	3,500	2,475.00	.00	1,025.00	70.7%
TOTAL PROFESSIONAL DEVELOPMENT	3,500	0	3,500	2,475.00	.00	1,025.00	70.7%
<b>2062220 MEDIA CENTER</b>							
2062220 51050 MEDIA SALARIES-ME	99,304	0	99,304	53,771.32	45,832.56	-299.88	100.3%*
2062220 51140 PARA SALARIES-MED	22,326	0	22,326	72,623.64	.00	-50,297.34	325.3%*
2062220 51200 OTHER SALARY	27,321	0	27,321	-11,083.34	.00	38,404.34	-40.6%
2062220 56110 INSTR SUPPLIES-ME	25,950	0	25,950	23,759.17	630.79	1,560.04	94.0%
2062220 57300 NEW EQUIPMENT-MED	1,100	0	1,100	749.94	.00	350.06	68.2%
2062220 58100 DUES & FEES-MEDIA	250	0	250	.00	.00	250.00	.0%
TOTAL MEDIA CENTER	176,251	0	176,251	139,820.73	46,463.35	-10,032.78	105.7%
<b>2062223 AUDIO VISUAL</b>							
2062223 56900 OTHER SUPPLIES-AU	1,500	0	1,500	.00	.00	1,500.00	.0%
TOTAL AUDIO VISUAL	1,500	0	1,500	.00	.00	1,500.00	.0%
<b>2062400 GENERAL ADMINISTRATIVE SERVICE</b>							
2062400 51020 ADMIN SALARIES-GE	474,275	0	474,275	334,144.12	139,962.07	168.81	100.0%
2062400 51100 SEC/CLERICAL SALA	237,642	0	237,642	139,717.65	.00	97,924.43	58.8%
2062400 51140 PARA SALARIES-GEN	71,372	0	71,372	21,047.81	.00	50,324.58	29.5%
2062400 53400 OTR PROFESS/TECH	5,500	0	5,500	2,632.80	486.46	2,380.74	56.7%
2062400 54300 REPAIRS & MAINT-G	2,500	0	2,500	1,407.90	225.75	866.35	65.3%
2062400 54400 RENTALS-GEN ADM	1,200	0	1,200	.00	.00	1,200.00	.0%
2062400 55300 COMMUNICATIONS-GE	15,500	0	15,500	996.43	4,195.57	10,308.00	33.5%
2062400 56900 OTHER SUPPLIES-GE	19,150	0	19,150	8,551.68	541.10	10,057.22	47.5%

# Town and Schools of Ledyard

## YEAR-TO-DATE BUDGET REPORT



FOR 2023 13

ACCOUNTS FOR: 0150 BOE GENERAL FUND	ORIGINAL APPROP	TRANSFERS/ ADJSTMTS	REVISED BUDGET	YTD ACTUAL	ENCUMBRANCES	AVAILABLE BUDGET	PCT USE/COL
2062400 58100 DUES & FEES-GEN A	16,000	0	16,000	7,876.20	10,610.80	-2,487.00	115.5%*
TOTAL GENERAL ADMINISTRATIVE SERVICE	843,139	0	843,139	516,374.59	156,021.75	170,743.13	79.7%
<b>2062500 DISTRICT COMMUNICATIONS</b>							
2062500 53400 OTR PROF/TECH SVC	2,700	0	2,700	3,000.00	4,452.50	-4,752.50	276.0%**
TOTAL DISTRICT COMMUNICATIONS	2,700	0	2,700	3,000.00	4,452.50	-4,752.50	276.0%
<b>2063200 ATHLETICS</b>							
2063200 51040 TEACHER SALARY-AT	240,632	0	240,632	109,816.25	31,818.00	98,998.03	58.9%
2063200 53400 OTHER PROFESS/TEC	0	0	0	35.00	.00	-35.00	100.0%*
2063200 54300 REPAIRS & MAINT-A	14,000	0	14,000	7,288.20	2,430.00	4,301.80	69.3%
2063200 54400 RENTALS-ATHLETICS	5,000	0	5,000	5,000.00	.00	.00	100.0%
2063200 56900 OTHER SUPPLIES-AT	17,500	0	17,500	11,154.57	783.90	5,561.53	68.2%
2063200 57300 NEW EQUIPMENT-ATH	5,600	0	5,600	3,145.80	1,806.00	648.20	88.4%
2063200 57310 REPL EQUIPMENT-AT	17,000	0	17,000	5,451.91	1,354.80	10,193.29	40.0%
TOTAL ATHLETICS	299,732	0	299,732	141,871.73	38,192.70	119,667.85	60.1%
<b>2071001 AGRI-SCIENCE INSTRUCTION</b>							
2071001 51040 TEACHER SALARY-AG	522,413	0	522,413	354,793.90	160,742.40	6,876.34	98.7%
2071001 53400 OTHER PRO/TECH SV	14,000	0	14,000	6,478.53	-600.00	8,121.47	42.0%
2071001 54300 REPAIRS & MAINT-A	7,500	0	7,500	2,996.81	772.94	3,730.25	50.3%
2071001 55800 TRAVEL-AGRI INSTR	2,000	0	2,000	503.38	.00	1,496.62	25.2%
2071001 56110 INSTR SUPPLIES-AG	27,000	0	27,000	24,649.85	2,646.94	-296.79	101.1%*
2071001 56890 TECHNOLOGY SUPPLI	1,000	0	1,000	.00	.00	1,000.00	.0%
2071001 56900 OTHER SUPPLIES-AG	1,600	0	1,600	1,537.02	.00	62.98	96.1%
2071001 58100 DUES & FEES-AGRI	4,000	0	4,000	3,940.00	.00	60.00	98.5%
TOTAL AGRI-SCIENCE INSTRUCTION	579,513	0	579,513	394,899.49	163,562.28	21,050.87	96.4%
<b>2081000 GENERAL INSTRUCTION</b>							
2081000 51040 TEACHER SALARY-GE	504,373	0	504,373	225,852.56	178,024.25	100,495.69	80.1%

# Town and Schools of Ledyard

## YEAR-TO-DATE BUDGET REPORT



FOR 2023 13

ACCOUNTS FOR: 0150 BOE GENERAL FUND	ORIGINAL APPROP	TRANSFRS/ ADJUSTMTS	REVISED BUDGET	YTD ACTUAL	ENCUMBRANCES	AVAILABLE BUDGET	PCT USE/COL
2081000 51210 SUB TEACHER SALAR	281,808	0	281,808	174,176.91	.00	107,631.09	61.8%
2081000 51300 SEASONAL HELP-GEN	0	0	0	376.08	.00	-376.08	100.0%*
2081000 56110 INSTRUCTIONAL SUP	6,100	0	6,100	7,553.40	185.39	-1,638.79	126.9%*
2081000 56400 TEXTBOOKS-GEN INS	103,310	0	103,310	47,329.00	.00	55,981.00	45.8%
2081000 56900 NON INSTRUCTIONAL	6,000	0	6,000	1,689.72	.00	4,310.28	28.2%
TOTAL GENERAL INSTRUCTION	901,591	0	901,591	456,977.67	178,209.64	266,403.19	70.5%
<b>2081006 FOREIGN LANGUAGE INSTRUCTION</b>							
2081006 56400 TEXTBOOKS-FLANG I	3,000	0	3,000	.00	.00	3,000.00	.0%
TOTAL FOREIGN LANGUAGE INSTRUCTION	3,000	0	3,000	.00	.00	3,000.00	.0%
<b>2081011 MATH INSTRUCTION</b>							
2081011 56110 INSTR SUPPLIES-MA	3,000	0	3,000	.00	.00	3,000.00	.0%
2081011 56400 TEXTBOOKS-MATH IN	18,600	0	18,600	5,102.70	.00	13,497.30	27.4%
TOTAL MATH INSTRUCTION	21,600	0	21,600	5,102.70	.00	16,497.30	23.6%
<b>2081013 SCIENCE INSTRUCTION</b>							
2081013 56110 INSTR SUPPLIES-SC	1,500	0	1,500	.00	.00	1,500.00	.0%
TOTAL SCIENCE INSTRUCTION	1,500	0	1,500	.00	.00	1,500.00	.0%
<b>2081015 SOCIAL STUDIES INSTRUCTION</b>							
2081015 56400 TEXTBOOKS-SS INST	500	-500	0	.00	.00	.00	.0%
TOTAL SOCIAL STUDIES INSTRUCTION	500	-500	0	.00	.00	.00	.0%
<b>2081051 READING INSTRUCTION</b>							
2081051 56110 INSTRUCTIONAL SUP	21,000	-21,000	0	442.13	176.00	-618.13	100.0%*

# Town and Schools of Ledyard

## YEAR-TO-DATE BUDGET REPORT



FOR 2023 13									
ACCOUNTS FOR:	BOE GENERAL FUND	ORIGINAL APPROP	TRANSFRS/ADJSTMTS	REVISED BUDGET	YTD ACTUAL	ENCUMBRANCES	AVAILABLE BUDGET	PCT USE/COL	
2081051	56400 TEXTBOOKS-READ IN	1,500	-1,500	0	.00	.00	.00	.0%	
	TOTAL READING INSTRUCTION	22,500	-22,500	0	442.13	176.00	-618.13	100.0%	
<b>2081081 PHYSICAL EDUCATION</b>									
2081081	51040 TEACHER SALARY-PH	0	0	0	36,040.10	25,261.80	-61,301.90	100.0%*	
	TOTAL PHYSICAL EDUCATION	0	0	0	36,040.10	25,261.80	-61,301.90	100.0%	
<b>2081085 REMEDIAL READING INSTRUCTION</b>									
2081085	51040 TEACHER SALARY-RE	101,438	0	101,438	83,012.03	67,857.77	-49,432.15	148.7%*	
	TOTAL REMEDIAL READING INSTRUCTION	101,438	0	101,438	83,012.03	67,857.77	-49,432.15	148.7%	
<b>2081280 LITERACY</b>									
2081280	53210 TUTORS-LITERACY	5,000	0	5,000	14,245.00	.00	-9,245.00	284.9%*	
	TOTAL LITERACY	5,000	0	5,000	14,245.00	.00	-9,245.00	284.9%	
<b>2082210 PROFESSIONAL DEVELOPMENT</b>									
2082210	53500 DIST CURR DEVELOP	7,200	0	7,200	.00	5,400.00	1,800.00	75.0%	
	TOTAL PROFESSIONAL DEVELOPMENT	7,200	0	7,200	.00	5,400.00	1,800.00	75.0%	
<b>2082213 STAFF PROFESSIONAL DEVELOPMENT</b>									
2082213	53300 PROF/TECH SERVICE	40,000	0	40,000	2,435.50	2,759.98	34,804.52	13.0%	
	TOTAL STAFF PROFESSIONAL DEVELOPMENT	40,000	0	40,000	2,435.50	2,759.98	34,804.52	13.0%	
<b>2082230 INSTRUCTION RELATED TECHNOLOGY</b>									
2082230	56800 TESTING SUPPLIES-	30,400	0	30,400	.00	.00	30,400.00	.0%	

# Town and Schools of Ledyard

## YEAR-TO-DATE BUDGET REPORT



FOR 2023 13

ACCOUNTS FOR: 0150 BOE GENERAL FUND	ORIGINAL APPROP	TRANSFRS/ ADJUSTMTS	REVISED BUDGET	YTD ACTUAL	ENCUMBRANCES	AVAILABLE BUDGET	PCT USE/COL
TOTAL INSTRUCTION RELATED TECHNOLOGY	30,400	0	30,400	.00	.00	30,400.00	.0%
<b>2082305 ADULT EDUCATION</b>							
2082305 55900 ADULT EDUCATION-A	32,725	0	32,725	39,260.00	.00	-6,535.00	120.0%**
TOTAL ADULT EDUCATION	32,725	0	32,725	39,260.00	.00	-6,535.00	120.0%
<b>2082310 BOARD OF EDUCATION</b>							
2082310 53400 OTHER PROF/TECH S	5,000	0	5,000	2,905.00	.00	2,095.00	58.1%
TOTAL BOARD OF EDUCATION	5,000	0	5,000	2,905.00	.00	2,095.00	58.1%
<b>2082320 DISTRICT ADMINISTRATIVE SERVICE</b>							
2082320 51010 DIST ADMIN SALARI	493,250	0	493,250	444,822.86	180,616.20	-132,189.06	126.8%*
2082320 51100 SEC/CLERICAL SALA	60,628	0	60,628	42,964.24	18,923.04	-1,559.51	102.1%*
2082320 53400 OTR PROF/TECH SVC	109,750	0	109,750	52,632.70	32,884.00	24,233.30	77.9%
TOTAL DISTRICT ADMINISTRATIVE SERVICE	663,628	0	663,628	540,419.80	232,423.24	-109,215.27	116.5%
<b>2082400 GENERAL ADMINISTRATIVE SERVICE</b>							
2082400 51100 SEC/CLERICAL SALA	164,028	-5,800	158,228	54,052.58	.00	104,175.81	34.2%
2082400 51140 PARA SALARIES-GEN	0	0	0	8,915.82	.00	-8,915.82	100.0%*
2082400 51300 SEASONAL HELP-GEN	3,520	5,800	9,320	23,429.89	.00	-14,109.89	251.4%*
TOTAL GENERAL ADMINISTRATIVE SERVICE	167,548	0	167,548	86,398.29	.00	81,150.10	51.6%
<b>2082410 DISTRICT WIDE SECRETARY LONGEV</b>							
2082410 51100 SEC/CLER SALARIES	2,650	0	2,650	.00	.00	2,650.00	.0%

# Town and Schools of Ledyard

## YEAR-TO-DATE BUDGET REPORT



FOR 2023 13

ACCOUNTS FOR:	ORIGINAL APPROP	TRANSFRS/ADJSTMTS	REVISED BUDGET	YTD ACTUAL	ENCUMBRANCES	AVAILABLE BUDGET	PCT USE/COL
0150 BOE GENERAL FUND							
TOTAL DISTRICT WIDE SECRETARY LONGEV	2,650	0	2,650	.00	.00	2,650.00	.0%
<b>2082500 DISTRICT COMMUNICATIONS</b>							
2082500 51100 SEC/CLER SALARIES	135,333	0	135,333	148,136.78	.00	-12,803.95	109.5%*
2082500 52200 SS AND MEDICARE	515,000	0	515,000	331,903.28	.00	183,096.72	64.4%
2082500 52300 RETIREMENT & HEAL	124,460	0	124,460	53,818.17	3,000.00	67,641.83	45.7%
2082500 52350 DIST TUITION REIM	31,700	0	31,700	17,975.90	.00	13,724.10	56.7%
2082500 52600 DISTRICT UNEMP CO	65,950	0	65,950	20,229.59	64,396.00	-18,675.59	128.3%*
2082500 52800 DISTRICT INSURANC	100,000	0	100,000	65,530.29	1,610.10	32,859.61	67.1%
2082500 55200 STUDENT ACCIDENT	9,950	0	9,950	12,000.00	.00	-2,050.00	120.6%*
2082500 55300 COMMUNICATIONS-DI	107,950	0	107,950	33,059.19	30,583.71	44,307.10	59.0%
2082500 55400 DISTRICT ADVERTIS	2,300	0	2,300	.00	1,464.16	1,835.84	20.2%
2082500 55800 TRAVEL-DIST COMM	10,700	0	10,700	7,368.78	1,481.22	1,850.00	82.7%
2082500 56800 TECHNOLOGY SUPPLI	2,800	0	2,800	1,397.79	119.49	1,282.72	54.2%
2082500 56900 OTHER SUPPLIES-DI	10,580	0	10,580	8,276.88	1,788.74	514.38	95.1%
2082500 57350 BUSINESS OFFICE S	156,800	-60,000	96,800	21,338.19	13,899.05	61,562.76	36.4%
2082500 58100 DUES & FEES-DIST	83,761	-20,000	63,761	38,644.56	60.00	25,056.44	60.7%
TOTAL DISTRICT COMMUNICATIONS	1,357,284	-80,000	1,277,284	759,679.40	117,402.47	400,201.96	68.7%
<b>2086110 MAGNET SCHOOL TUITION</b>							
2086110 55660 MAGNET SCHOOL TUI	451,000	0	451,000	412,212.00	20,461.00	18,327.00	95.9%
TOTAL MAGNET SCHOOL TUITION	451,000	0	451,000	412,212.00	20,461.00	18,327.00	95.9%
<b>2091200 SPECIAL EDUCATION</b>							
2091200 51020 ADMINISTRATIVE SA	393,926	0	393,926	499,018.05	220,915.20	-326,007.25	182.8%*
2091200 51040 TEACHER SALARY-SP	0	0	0	28,160.01	119,005.96	-147,165.97	100.0%*
2091200 51140 PARA SALARIES-SPE	0	0	0	26,441.85	.00	-26,441.85	100.0%*
2091200 51200 OTHER SALARY-SPED	112,830	0	112,830	48,584.32	40,923.76	23,321.92	79.3%
2091200 54900 OTHER PURCHASED S	8,000	0	8,000	5,592.52	.00	2,607.48	67.4%
2091200 55300 COMMUNICATIONS-SP	1,000	0	1,000	10.00	.00	990.00	1.0%
2091200 55800 TRAVEL-SPED	3,000	0	3,000	.00	.00	3,000.00	.0%
2091200 56800 TESTING SUPPLIES-	10,000	0	10,000	15,713.76	3,796.10	-9,509.86	195.1%*



# Town and Schools of Ledyard

## YEAR-TO-DATE BUDGET REPORT



FOR 2023 13

ACCOUNTS FOR:	ORIGINAL APPROP	TRANSFRS/ADJUSTMTS	REVISED BUDGET	YTD ACTUAL	ENCUMBRANCES	AVAILABLE BUDGET	PCT USE/COL
0130 BOE GENERAL FUND							
2091200 56900 OTHER SUPPLIES-SP	8,400	0	8,400	3,314.10	2.30	5,083.60	39.5%
2091200 57300 NEW EQUIPMENT-SPE	10,000	0	10,000	1,250.14	3,787.98	4,961.88	50.4%
2091200 58100 DUES & FEES-SPED	1,000	0	1,000	7,890.11	.00	-6,890.11	789.0%*
TOTAL SPECIAL EDUCATION	548,156	0	548,156	635,774.86	388,431.30	-476,050.16	186.8%
2091230 SPECIAL EDUCATION							
2091230 51040 TEACHER SALARY-SP	2,214,832	0	2,214,832	1,243,837.55	1,174,033.84	-203,039.39	109.2%*
TOTAL SPECIAL EDUCATION	2,214,832	0	2,214,832	1,243,837.55	1,174,033.84	-203,039.39	109.2%
2091260 LEARNING DISABILITIES							
2091260 51040 TEACHER SALARY-LR	80,001	0	80,001	43,374.94	65,592.48	-28,966.42	136.2%*
2091260 51140 PARAPROFESSIONAL	43,931	0	43,931	.00	.00	43,931.00	.0%
2091260 51200 OTHER SALARY	0	0	0	1,695.00	.00	-1,695.00	100.0%*
2091260 53400 OTHER PROFESS/TEC	31,650	0	31,650	151,737.75	98,886.90	-218,974.65	791.9%*
2091260 53410 SPEC ED DOCTORS	2,000	0	2,000	7,600.00	.00	-5,600.00	380.0%*
2091260 55110 SPECIAL ED TRANSP	0	0	0	3,710.69	.00	-3,710.69	100.0%*
2091260 55300 COMMUNICATIONS	500	0	500	.00	.00	500.00	.0%
2091260 55800 TRAVEL	1,500	0	1,500	.00	.00	1,500.00	.0%
2091260 56110 INSTRUCTIONAL SUP	5,000	0	5,000	4,310.06	.00	689.94	86.2%
2091260 57300 NEW EQUIPMENT	3,000	0	3,000	1,937.92	.00	1,062.08	64.6%
TOTAL LEARNING DISABILITIES	167,582	0	167,582	214,366.36	164,479.38	-211,263.74	226.1%
2091270 MULTI-HANDICAPPED							
2091270 51040 TEACHER SALARY-MU	94,701	0	94,701	50,992.90	43,708.20	-10	100.0%*
2091270 51140 PARAPROFESSIONAL	17,502	0	17,502	11,700.58	.00	5,801.50	66.9%
2091270 53400 OTHER PROFESS/TEC	0	0	0	7,806.95	.00	-7,806.95	100.0%*
TOTAL MULTI-HANDICAPPED	112,203	0	112,203	70,500.43	43,708.20	-2,005.55	101.8%
2091280 LITERACY							
2091280 53210 TUTORS-HOMEBOUND	20,000	0	20,000	3,474.95	.00	16,525.05	17.4%

# Town and Schools of Ledyard

## YEAR-TO-DATE BUDGET REPORT



FOR 2023 13

ACCOUNTS FOR:	ORIGINAL APPROP	TRANSFERS/ADJUSTMTS	REVISED BUDGET	YTD ACTUAL	ENCUMBRANCES	AVAILABLE BUDGET	PCT USE/COL
0150 BOE GENERAL FUND							
TOTAL LITERACY	20,000	0	20,000	3,474.95	.00	16,525.05	17.4%
<b>2091400 SUMMER SCHOOL</b>							
2091400 51040 TEACHER SALARY-SU	35,000	0	35,000	7,247.50	.00	27,752.50	20.7%
2091400 51100 SECRETARY/CLERICA	2,500	0	2,500	.00	.00	2,500.00	0%
2091400 51140 PARA SALARIES-SUM	17,980	0	17,980	15,673.95	.00	2,306.05	87.2%
2091400 56900 OTHER SUPPLIES-SU	2,500	0	2,500	.00	.00	2,500.00	0%
TOTAL SUMMER SCHOOL	57,980	0	57,980	22,921.45	.00	35,058.55	39.5%
<b>2092140 PSYCHOLOGY</b>							
2092140 51040 TEACHER SALARY-PS	699,239	0	699,239	353,913.52	314,204.52	31,120.96	95.5%
TOTAL PSYCHOLOGY	699,239	0	699,239	353,913.52	314,204.52	31,120.96	95.5%
<b>2092150 SPEECH &amp; LANGUAGE</b>							
2092150 51040 TEACHER SALARY-SP	543,018	0	543,018	265,448.25	213,654.56	63,915.19	88.2%
TOTAL SPEECH & LANGUAGE	543,018	0	543,018	265,448.25	213,654.56	63,915.19	88.2%
<b>2092190 OTHER SUPPORT SERVICES</b>							
2092190 53400 OTHER PROF/TECH S	180,137	0	180,137	275,277.60	250,981.88	-346,122.48	292.1%**
2092190 53410 SPEC ED DOCTORS-O	80,000	0	80,000	7,624.88	.00	72,375.12	9.5%
2092190 53440 SPEC ED OT-OTR SU	220,000	0	220,000	115,635.52	155,333.99	-50,968.51	123.2%**
2092190 53460 SPEC ED PT-OTR SU	125,000	0	125,000	40,817.88	73,808.62	10,373.50	91.7%
TOTAL OTHER SUPPORT SERVICES	605,137	0	605,137	439,355.88	480,124.49	-314,343.37	151.9%
<b>2092400 GENERAL ADMINISTRATIVE SERVICE</b>							
2092400 51100 SEC/CLERICAL SALA	159,661	0	159,661	140,484.71	.00	19,176.41	88.0%

# Town and Schools of Ledyard

## YEAR-TO-DATE BUDGET REPORT



FOR 2023 13

ACCOUNTS FOR: 0150 BOE GENERAL FUND	ORIGINAL APPROP	TRANSFRS/ ADJUSTMTS	REVISED BUDGET	YTD ACTUAL	ENCUMBRANCES	AVAILABLE BUDGET	PCT USE/COL
TOTAL GENERAL ADMINISTRATIVE SERVICE	159,661	0	159,661	140,484.71	.00	19,176.41	88.0%
<b>2096110 TUITION-PUBLIC</b>							
2096110 55600 SPED TUITION PUBL	611,511	0	611,511	175,211.86	148,671.18	287,627.96	53.0%
2096110 55660 MAGNET SCHOOL TUI	0	0	0	425.75	.00	-425.75	100.0%*
TOTAL TUITION-PUBLIC	611,511	0	611,511	175,637.61	148,671.18	287,202.21	53.0%
<b>2096130 TUITION-NON PUBLIC</b>							
2096130 55700 SPED TUIT-NON-PUB	1,036,423	0	1,036,423	1,211,623.27	946,177.83	-1,121,378.10	208.2%*
TOTAL TUITION-NON PUBLIC	1,036,423	0	1,036,423	1,211,623.27	946,177.83	-1,121,378.10	208.2%
<b>2102130 HEALTH</b>							
2102130 54900 OTHER PURCH SERVI	2,500	0	2,500	2,384.29	.00	115.71	95.4%
2102130 56900 OTHER SUPPLIES-HE	7,778	0	7,778	7,137.85	699.58	-59.43	100.8%*
TOTAL HEALTH	10,278	0	10,278	9,522.14	699.58	56.28	99.5%
<b>2112600 OPERATION AND MAINTENANCE OF P</b>							
2112600 51130 OVERTIME/SEASONAL	40,000	-25,000	15,000	21,278.55	.00	-6,278.55	141.9%*
2112600 51160 HEAD CUST SALARIE	1,027,986	0	1,027,986	636,877.37	.00	391,109.07	62.0%
2112600 51300 SEASONAL HELP-MAI	20,000	25,000	45,000	30,564.39	1,560.00	12,875.61	71.4%
2112600 54100 WATER & SEWER-MAI	71,200	0	71,200	44,235.92	6,650.08	20,314.00	71.5%
2112600 54210 DISPOSAL SERVICE-	13,200	0	13,200	7,694.96	7,305.04	-1,800.00	113.6%*
2112600 54300 REPAIRS & MAINTEN	293,100	0	293,100	251,200.06	93,080.15	-51,180.21	117.5%*
2112600 55800 TRAVEL-MAINTENANC	460	0	460	.00	.00	460.00	.0%
2112600 56200 HEATING OIL/PROPA	247,770	20,000	267,770	199,086.92	42,857.16	25,825.92	90.4%
2112600 56210 NATURAL GAS	126,400	-20,000	106,400	79,190.93	19,087.08	8,121.99	92.4%
2112600 56220 ELECTRICITY-MAINT	541,500	0	541,500	311,316.53	332,514.10	-102,330.63	118.9%*
2112600 56890 TECHNOLOGY SUPPLI	0	0	0	6,719.99	.00	-6,719.99	100.0%*

# Town and Schools of Ledyard

## YEAR-TO-DATE BUDGET REPORT



FOR 2023 13

ACCOUNTS FOR: 0150 BOE GENERAL FUND	ORIGINAL APPROP	TRANSFRS/ ADJSTMTS	REVISED BUDGET	YTD ACTUAL	ENCUMBRANCES	AVAILABLE BUDGET	PCT USE/COL
2112600 56900 OTHER SUPPLIES-NA	200,000	0	200,000	176,324.61	54,815.69	-31,140.30	115.6%*
2112600 57300 NEW EQUIPMENT-MAI	0	0	0	6,212.65	.00	-6,212.65	100.0%*
2112600 57310 REPL EQUIPMENT-NA	10,000	0	10,000	.00	.00	10,000.00	.0%
TOTAL OPERATION AND MAINTENANCE OF P	2,591,616	0	2,591,616	1,770,702.88	557,869.30	263,044.26	89.9%
<b>2112610 DIRECTORS SALARIES</b>							
2112610 51160 HEAD CUST SALARIE	100,696	0	100,696	73,957.10	31,912.88	-5,173.98	105.1%*
TOTAL DIRECTORS SALARIES	100,696	0	100,696	73,957.10	31,912.88	-5,173.98	105.1%
<b>2112620 CUSTODIANS</b>							
2112620 51160 HEAD CUST SALARIE	0	0	0	47,601.93	.00	-47,601.93	100.0%*
TOTAL CUSTODIANS	0	0	0	47,601.93	.00	-47,601.93	100.0%
<b>2112630 MAINTENANCE</b>							
2112630 51160 HEAD CUST SALARIE	237,889	0	237,889	157,583.84	.00	80,304.72	66.2%
TOTAL MAINTENANCE	237,889	0	237,889	157,583.84	.00	80,304.72	66.2%
<b>2112640 MAINTENANCE/CUSTODIAL LONGEVIT</b>							
2112640 51160 HEAD CUST SALARIE	6,800	0	6,800	.00	.00	6,800.00	.0%
TOTAL MAINTENANCE/CUSTODIAL LONGEVIT	6,800	0	6,800	.00	.00	6,800.00	.0%
<b>2122230 INSTRUCTION RELATED TECHNOLOGY</b>							
2122230 51060 TECHNOLOGY SALARI	384,154	0	384,154	168,470.18	.00	215,683.82	43.9%
2122230 53400 OTR PROF/TECH SVC	5,250	0	5,250	204.48	.00	5,045.52	3.9%

# Town and Schools of Ledyard

## YEAR-TO-DATE BUDGET REPORT



FOR 2023 13

ACCOUNTS FOR: 0150	BOE GENERAL FUND	ORIGINAL APPROP	TRANSFRS/ ADJUSTMTS	REVISED BUDGET	YTD ACTUAL	ENCUMBRANCES	AVAILABLE BUDGET	PCT USE/COL
2122230 53740	TECH REL CLASS SV	23,500	0	23,500	.00	.00	23,500.00	.0%
2122230 54310	EQUIPMENT MAINTEN	165,000	0	165,000	71,737.32	53,123.05	40,139.63	75.7%
2122230 54320	TECH REL REPAIR-I	5,200	0	5,200	.00	.00	5,200.00	.0%
2122230 55800	TRAVEL-INSTR TECH	3,750	0	3,750	-83.66	.00	3,833.66	-2.2%
2122230 56890	TECHNOLOGY SUPPLI	63,500	0	63,500	192,739.63	1,671.86	-130,911.49	306.2%*
TOTAL INSTRUCTION RELATED TECHNOLOGY		650,354	0	650,354	433,067.95	54,794.91	162,491.14	75.0%
<b>2131200 SPECIAL EDUCATION</b>								
2131200 55110	SPECIAL ED TRANSP	881,500	0	881,500	607,939.44	401,578.56	-128,018.00	114.5%*
TOTAL SPECIAL EDUCATION		881,500	0	881,500	607,939.44	401,578.56	-128,018.00	114.5%
<b>2132700 TRANSPORTATION</b>								
2132700 55100	TRANSPORTATION-TR	1,227,193	0	1,227,193	862,969.02	802,072.33	-437,848.35	135.7%*
2132700 56260	DIESEL/GASOLINE-T	176,700	0	176,700	120,787.36	40,481.44	15,431.20	91.3%
TOTAL TRANSPORTATION		1,403,893	0	1,403,893	983,756.38	842,553.77	-422,417.15	130.1%
<b>2133200 ATHLETICS</b>								
2133200 55100	TRANSPORTATION-AT	51,000	0	51,000	1,420.00	.00	49,580.00	2.8%
TOTAL ATHLETICS		51,000	0	51,000	1,420.00	.00	49,580.00	2.8%
<b>2161601 Curriculum General</b>								
2161601 56110	INSTRUCTIONAL SUP	0	21,000	21,000	8,636.19	.00	12,363.81	41.1%
2161601 56890	TECHNOLOGY SUPPLI	0	0	0	80.97	.00	-80.97	100.0%*
2161601 56900	NON INSTRUCTIONAL	0	0	0	1,141.11	1,723.99	-2,865.10	100.0%*
2161601 57350	CURRICULUM SOFTW	0	60,000	60,000	23,555.30	.00	36,444.70	39.3%
2161601 58100	DUES & FEES	0	20,000	20,000	10,098.52	75.00	9,826.48	50.9%
TOTAL Curriculum General		0	101,000	101,000	43,512.09	1,798.99	55,688.92	44.9%
<b>2161603 CURRICULUM MATH INSTR</b>								

# Town and Schools of Ledyard




## YEAR-TO-DATE BUDGET REPORT

FOR 2023 13

ACCOUNTS FOR:	BOE GENERAL FUND	ORIGINAL APPROP	TRANSFRS/ADJSTMTS	REVISED BUDGET	YTD ACTUAL	ENCUMBRANCES	AVAILABLE BUDGET	PCT USE/COL
2161603 56110 INSTRUCTIONAL SUP	0	0	0	0	609.14	.00	-609.14	100.0%*
TOTAL CURRICULUM MATH INSTR	0	0	0	0	609.14	.00	-609.14	100.0%
<b>2161605 CURRICULUM SS INSTRUC</b>								
2161605 56400 TEXTBOOKS	0	500	500	500	.00	289.00	211.00	57.8%
TOTAL CURRICULUM SS INSTRUC	0	500	500	500	.00	289.00	211.00	57.8%
<b>2161606 CURRICULUM READING</b>								
2161606 56110 INSTRUCTIONAL SUP	0	0	0	0	596.63	.00	-596.63	100.0%*
2161606 56400 TEXTBOOKS	0	1,500	1,500	1,500	1,402.50	.00	97.50	93.5%
TOTAL CURRICULUM READING	0	1,500	1,500	1,500	1,999.13	.00	-499.13	133.3%
<b>2772213 BEST/TEAM</b>								
2772213 51040 TEACHER SALARY BE	3,000	0	3,000	3,000	.00	.00	3,000.00	.0%
TOTAL BEST/TEAM	3,000	0	3,000	3,000	.00	.00	3,000.00	.0%
TOTAL BOE GENERAL FUND	34,555,319	0	34,555,319	34,555,319	20,934,415.58	13,056,849.46	564,054.33	98.4%
TOTAL EXPENSES	34,555,319	0	34,555,319	34,555,319	20,934,415.58	13,056,849.46	564,054.33	

Town and Schools of Ledyard

YEAR-TO-DATE BUDGET REPORT



FOR 2023 13

	ORIGINAL APPROP	TRANSFRS/ ADJUSTMTS	REVISED BUDGET	YTD ACTUAL	ENCUMBRANCES	AVAILABLE BUDGET	PCT USE/COL
GRAND TOTAL	34,555,319	0	34,555,319	20,934,415.58	13,056,849.46	564,054.33	98.4%

\*\* END OF REPORT - Generated by Rachel Moser \*\*

# Town and Schools of Ledyard

## YEAR-TO-DATE BUDGET REPORT



### REPORT OPTIONS

Field #	Total	Page Break
Sequence 1	Y	Y
Sequence 2	Y	N
Sequence 3	N	N
Sequence 4	N	N

Report title:

YEAR-TO-DATE BUDGET REPORT

Includes accounts exceeding 0% of budget.

Print totals only: N

Print Full or Short description: F

Print Full GL account: N

Format type: 1

Double space: N

Suppress zero bal accts: Y

Include requisition amount: N

Print Revenues-Version headings: N

Print revenue as credit: Y

Print revenue budgets as zero: N

Include Fund Balance: N

Print journal detail: N

From Yr/Per: 2022/1

To Yr/Per: 2022/13

Include budget entries: Y

Incl encumb/liq entries: Y

Sort by JE # or PO #: J

Detail format option: 1

Include additional JE comments: N

Multiyear view: D

Amounts/totals exceed 999 million dollars: N

Year/Period: 2023/13

Print MTD Version: N

Roll projects to object: N

Carry forward code: 1

Field Name	Find Criteria	Field Value
------------	---------------	-------------

Fund 0150

TWN FUNCTION

DEPT / LOCAT

SDEP/BOEFUNC

Character Code

Org

Object

Project

Account type

Account status

Rollup Code





# TOWN OF LEDYARD

741 Colonel Ledyard  
Highway  
Ledyard, CT 06339-1511

---

**File #:** 23-1448

**Agenda Date:** 4/5/2023

**Agenda #:**

---

## MINUTES

### Minutes:

MOTION to approve the following:

- Fiscal Year Budget Work Session Minutes March 9, 2023
- Fiscal Year Budget Work Session Minutes of March 13, 2023
- Fiscal Year Budget Work Session Minutes of March 20, 2023
- Finance Committee Special Meeting Minutes of March 21, 2023.



Chairman Kevin J. Dombrowski

TOWN OF LEDYARD  
CONNECTICUT  
LEDYARD TOWN COUNCIL

741 Colonel Ledyard Highway  
Ledyard, CT 06339  
<http://www.ledyardct.org>

Roxanne Maher  
(860) 464-3203

FINANCE COMMITTEE  
~ MINUTES ~

FISCAL YEAR 2023/2024 WORK SESSION  
THURSDAY, MARCH 9, 2023; 12:00 P.M.  
HYBRID MEETING FORMAT  
VIDEO CONFERENCE & IN-PERSON  
COUNCIL CHAMBERS, ANNEX BUILDING

**DRAFT**

- I. CALL TO ORDER – The Work Session was called to order by Councilor Saums at 12:00 p.m.

Councilor Saums welcomed all to the Video Conference Meeting; and he noted that the remote meeting information for the Town Council Finance Committee Budget Work Session and members of the Public to participate in this afternoon's meeting was available on the Agenda that was posted on the Town's Website – Granicus-Legistar Meeting Portal.

II. ROLL CALL –

Attendee Name	Title	Status	Location
Andra Ingalls	Town Councilor	Present	In-Person
Tim Ryan	Town Councilor	Present	In-Person
Bill Saums	Town Councilor	Present	In-Person
Kevin Dombrowski	Town Council Chairman	Present	In-Person
Mary McGrattan	Town Councilor	Present	In-Person
Gary Paul	Town Councilor	Present	Remote
S. Naomi Rodriguez	Town Councilor	Present	In-Person
Fred Allyn III	Mayor	Present	In-Person
Matthew Bonin	Finance Director	Present	In-Person
Ian Stammel	Assistant Finance Director	Present	In-Person
Kristen Chapman	Mayor's Executive Assistant	Present	In-Person
Don Steinhoff	Administrator of Human Resources	Present	In-Person
Juliet Hodge	Director of Land Use	Present	In-Person
Tony Capon	Planning & Zoning Commission Chairman	Present	In-Person
Steve Masalin	Public Works Director/Town Engineer	Present	In-Person
Jason Hartling	Superintendent of Schools	Present	Remote
Wayne Donaldson	BOE Director of Grounds and Facilities	Present	In-Person
Roxanne Maher	Administrative Assistant	Present	Remote

### III. PRESENTATIONS

#### DEPARTMENTS' PROPOSED FISCAL YEAR 2023/2024 BUDGET

##### **12:00 p.m. Mayor Fred Allyn, III**

Mayor Allyn stated in accordance with Chapter VII; Section 3 of the Town Charter he submitted his proposed Fiscal Year 2023/2024 to the Town Council on Monday, March 6, 2023 (first Monday in March) in the amount of \$65,476,753 which was an increase of \$3,254,548 or 3.19% over the current year's budget and would call for a 35.04 mil rate for a 1.22 mil increase.

Mayor Allyn noted the proposed Fiscal Year 2023/2024 Budget was comprised of a General Government budget in the amount of \$29,568,385 a \$613,484 increase or 2.21 % over the current Fiscal Year 2022/2023 Budget; and a Board of Education budget in the amount of \$35,908,368 an increase of \$1,353,048 or 3.92% over the current Fiscal Year 2022/2023 Budget. This Budget would call for a mil rate of 35.04 representing a 1.22 mil increase. He stated there were still some changes that could occur in the budget to save the town money, however, he explained that he was not prepared to make those changes at the time was budget was due. Therefore, he stated that there was more work that the Finance Committee could do to bring the mil increase down to a 0.8 mil increase and that he was willing to discuss those additional budget adjustments as the Town Council's Finance Committee worked through the process to prepare a preliminary budget to present to the townspeople at the April 17, 2023 Public Hearing.

Mayor Allyn went on to address the budget format noting that they had some minor technical difficulties this year with the cloud-based software Clear Gov. He stated this was a good example of issues that can occur when the Cloud-Based Software goes down. However, he stated they were able to get the budget together and filed on-time, but that he would like to discuss with the Town Council the option to move away from the \$22,000 Clear Gov program and more fully utilize their Munis Financial Software for budget preparation going forward, noting that they would be still be able to provide graphs and charts for the public from the spreadsheets that Munis provides.

Mayor Allyn proceeded by presenting an overview of proposed Budget as follows:

##### Proposed Fiscal Year 2023/2024 Budget Summary (General Government and Board of Education)

- Fiscal Year 2023/2024 proposed budget combined total amount was \$65,476,743 for a total budget increase in the amount of \$3,254,548.
  - General Government budget of \$29,568,375 (increase of \$613,483 or 2.12%)
  - Board of Education budget of \$35,908,368 (increase \$1,353,048 or 3.92%)
- Revenues:
  - The Grand List net total was \$1,247,427,375 an increase of \$39,232,784 or 1.28%.
  - Taxes \$43,846,477 an increase of 4.4% - Provides 68.2% of Ledyard's revenues.
  - Intergovernmental \$16,365,250 an increase of 0.4% - Provides 25% of Ledyard's revenues.

- Charges and Fees \$3,126,923 a decrease of 7.7% - Provides 4.8% of Ledyard's revenues.
- Investment Earnings \$300,000 an increase of 275% - Provides 0.5% of Ledyard's revenues.
- Other Finance Sources \$1,055,500 a decrease of 15.6% - Provides 1.6% of Ledyard's revenues.

Mayor Allyn stated the Assessor's Grand List for the 2022 Valuation of all Real and Personal Property yielded a modest overall increase of 1.28%; comprised of the following Real Estate 0.71%; Personal Property 0.69%; and Motor Vehicles 5.43% which was a more moderate increase. He explained that due to the State's mandated Motor Vehicle Tax Cap of 32.46 mils, that Ledyard was being reimbursed through a State Grant in the amount of \$213,782 to make up the difference of 1.36 mil spread between our 33.96 mil rate and the State's motor vehicle tax cap. He stated the State Legislature was currently considering a replacement taxation model for motor vehicles, utilizing the MSRP (Sticker Price) in year one, followed by a 5% annual depreciation schedule. He stated that currently, all Connecticut Municipalities use the NADA book value for auto valuations.

Mayor Allyn continued to address the Grand List and Mil Rate noting that nearby "comparable" towns had Grand Lists that were two to three times greater than that of Ledyard. He stated East Lyme's Grand List was 2.21 larger, Stonington's was 2.38 times larger, and Waterford's was 2.81 times larger than Ledyard's Grand List. He stated a larger Grand List allowed for a more even distribution of the tax burden, and he pointed out that these town's Grand List had a greater proportion of commercial/industrial valuations, which lessened the tax burden on their resident homeowners.

Mayor Allyn went on to state that Ledyard's Mil Rate was the highest of comparable populated towns in Southeastern, Connecticut and the fourth highest in New London County. The next nearest (by mil rate) comparable size town was Waterford with a mil rate of 27.56; which was 22.7% lower than Ledyard's mil rate. He stated that Ledyard's Grand List growth was still lagging, noting that Montville, East Lyme, Stonington and Waterford all had substantially larger Grand Lists than Ledyard. He stated with Montville being the most comparable by Grand List size that its Grand List was still 23% greater in dollar value than Ledyard.

Mayor Allyn went on to state that Ledyard has continued to aggressively seek Grant funding noting that the town was previously awarded Small Town Economic Assistance Program Funding (STEAP); 5310 Van Grant, Department of Housing (DOH); Connecticut Housing Finance Authority (CHFA) for a combined award of \$2.8 million much needed improvements and upgrades at the Kings Corner Manor Senior Housing Facility which would include the replacement of windows, outside doors and installing storm doors with energy star rated products; as well as the installation of new split heat pump systems for improved and efficient heating and air conditioning in each unit, the tubs would be removed and replaced with roll-in showers and grab bars, the toilets, sinks and flooring materials would also be replaced removing architectural barriers. Mayor Allyn also note that the Town received CT Trails Grant of \$112,000 and the Local Transportation Capital Improvement Program (LoTCIP) Grant in the amount of \$2.8 million to construct a Multi-Model Pathway

from Ledyard Center to Ledyard High School, as well as grants for emergency and services. He stated the Town Staff understands the value in seeking these grants.

Mayor Allyn stated preliminary reports indicate that Ledyard's PILOT Funding in the amount of \$931,157 would essentially remain flat with a slight increase in the amount of \$6,057 or 0.7% noting that the *State's 2021 Budget Implementer Bill* increased Ledyard's PILOT to 100% of the assessed value for non-taxable government owned property (Mashantucket Pequot Reservation Land), noting that this Bill was supposed to be in perpetuity. He also reported that the Pequot-Mohegan Grant funding to Ledyard was projected to be \$1,391,000; however, he the Governors' proposed budget has not yet been passed House or Senate.

Mayor Allyn addressed education revenues noting the Education Grant Funding was currently projected at \$11,624,199 a slightly increase \$131,683 or 1.1% that there continues to be issues regarding the methodology behind state funding for Special Education (SPED). He stated that Ledyard needed to continue to press for SPED funding so that funding would follow the student. He stated that if funding for special needs students followed them when moving from one school district to another that it would help mitigate mid-budget expenses that have a substantial impact on smaller towns annual budgets.

#### **Proposed Budget General Government Budget Overview:**

Mayor Allyn stated the General Government Fiscal Year 2023/2024 Expenses were made of the following:

- ✓ Salary & Wages 12.0%
- ✓ Employee Benefits 14.5%
- ✓ Operating Expenses 72.6%

Mayor Allyn noted the General Government continues tight management of their expenses, seeking reductions where possible, noting that regionalizing efforts with the Bulling Official and Tax Assessor (to Preston) have been positive and that they continue to work toward Department consolidations; while they also recognize that few new opportunities exist for continued consolidations and savings, short of a County Form of Government. He stated as part of this effort that his Office continues to review the final report from the Budget Transformation Committee that was issued on October 3, 2016. He noted to date twenty of the items in the Report have been addressed, and of those, sixteen have been implemented by the Town. He stated their work to restructure, which included a proposal to combine the Parks and Recreation with the Senior Center, would continue to provide efficiency, increase programming, and would allow the funding received from the conveyance tax, in accordance with Ordinance #200-009 "*An Ordinance Proving for the Transfer of Certain Revenues from Real Estate Conveyance Tax to Special Town of Ledyard Funds*": and Ordinance #200-012 "*An Ordinance Creating a Municipal Parks and Recreation Capital and Non-Recurring Expose Fund for the Town of Ledyard*" to be used to make improvements and maintain the Senior Citizens Center Facility.

- Reserve Funds – Mayor Allyn stated the proposed budget included tax-levied cash set-asides for some facilities maintenance and for the acquisition of new fire apparatus and other large-scale purchases, meaning that some maintenance and future acquisitions of high value equipment would require some level of borrowing. He stated that he began implementing this type of funding model in the current fiscal year (fy 20/21). He stated the modification was to provide for the many competing demands for the town's limited municipal resources, including annual road restorations, equipment, vehicles, facility needs, etc.

- Mill Rate Stabilization Fund current balance: \$3,430,2791; with \$1,000,000 transfer-in scheduled to balance the Fiscal Year 2022/2023 Budget, to date this transfer-in has not yet occurred. The idea of the Mill Rate Stabilization Fund was to smooth out or keep the mill rate somewhat stable, noting that State Revenues to Municipalities can be unpredictable. The proposed Fiscal Year 2023/2024 calls for a \$1,000,0000 transfer-in from the Mill Rate Stabilization Fund.
- Debt Service – Mayor Allyn stated in the upcoming Fiscal Year 2023/2024 the Debt Service at \$350,810 saw a decrease in the amount of \$4,460,981 from the current year representing 3.31mils in taxation. The percentage of current debt to the tax levy was now at 9.8%. Debt Service has been projected to remain constant for a number of years as school roofs and town hall complex roofs have been included in the town's bond obligations.

- **Fiscal Year 2023/2024 Budget increases include:**

- Property Insurance increase \$517,196 an increase of \$35,000 or 7.3%
- Defined Contribution Plan \$378,000 an increase of \$63,000 or 20% (Acct. 10110253-53210).

The Defined Contribution Plan was gaining steam with employee enrollment to plan and save for retirement. The increase represented an increase in the employer funding match, and also takes into consideration negotiated contracts that require employee participation at some minimum level.

- The Defined Benefit Plan closed to new enrollees in 2013. In reviewing the Town's Retirement Plan, Ledyard's previous 100.4% funded rate in Fiscal Year 2022/2023 has decreased as the result of weak market conditions. Despite this decline, Ledyard still had nearly a 90% funded rate, and was considered one of the ten best in the State of Connecticut. This was positive news for our retirees as well as our taxpayers. Mayor Allyn noted for perspective, the State of Connecticut has \$59 Billion of unfunded pension and retiree healthcare obligations outstanding, while Ledyard has \$4.1Million outstanding. Currently there were twenty employees remaining in Ledyard's Defined Benefit Plan.
- Pension Obligations was \$6.4 million on June 30, 2022 an increase of \$1.1 million over the previous year.
- Healthcare General Government \$1,136,160 an increase \$84,160 or 8%.
- Healthcare Board of Education \$5,325,000 an increase of \$21,000 or 0.4%.

Mayor Allyn explained that the actual healthcare premiums for Fiscal Year 2023/2024 would not be fixed until April. He noted that the town's healthcare consultant recommended factoring an 8% premium cost increase (down from the initial proposed 12-13% increase).

- Finance Department – increase of \$40,840 or 9% due to inflationary costs. The Finance Department Budget included the expense lines for fuels and electric costs.
- Assessor Department – increase of \$35,571 or 25.9% for wages and contract maintenance leases.
- Dispatch - increase of \$57,420 or 12% this was wage driven.

- Animal Control – increase of \$20,917 or 26.5%
- Senior Center – increase of \$9,554 or 9.8%
- Public Works Road Upkeep – increase of \$14,000 or 9.3%
- Library – increase of \$54,563 or 10.1%
- Capital Improvement Plan saw the highest level of funding ever last year, includes an increase of \$373,353 or 41.81% for Fiscal Year 2023/2024.

Mayor Allyn provided an overview of the Capital Improvement Plan stating that it included Department's requests totaling \$30,069,557. He noted that he reduced the Department's CIP request by \$17,194,134 for a proposed CIP in the amount of \$12,875,423 which would require a tax levy of \$1,631,235; an increase of \$373,353 or 41.81% over the current year's budget. He provided an overview of the Capital Improvement Plan Funding Sources as follows:

Taxes	(13%)	\$1,631,235
Grants	(78%)	\$10,056,438
Transfer in from Other Funds	(0%)	\$ 45,000
Operating	(1%)	\$ 174,900
Conveyance	(1%)	\$ 169,250
Bonding	(3%)	\$ 380,000
Transfer in from Other Fund	(0%)	\$ 45,000
Transfer in from Other Fund	(3%)	\$ 369,500
<b>TOTAL</b>		<b>\$12,871,323</b>

Mayor Allyn noted the CIP included the following:

- Critical Needs
  - Planned technology replacements
  - Roads Improvements/Restoration
  - Vehicles and equipment and life safety equipment.
    - ✓ Replacement of two Police Cruisers
    - ✓ Auto External Defibrillators
- Road Restoration - The Town Road Surface Rating (RSR) issued by Consultant, BETA Engineering, sees that Ledyard's RSR has remained consistent at 83.98 (on a 100-point scale). Per the RSR Plan, Ledyard was needed to invest \$1 million annually to road restoration to maintain their 83 RSR. Mayor Allyn explained in prior years this request has been reduced by as much as \$365,000 annually and the effect was evident. This budget funds Road Restoration at \$982,000 with \$300,562.00 coming from local tax dollars. He stated they have determined that maintaining a RSR level of 83.0, was reasonable and feasible for the town.
- Police Cruiser Replacement - The plan also recommended the replacement of two police cruisers. Mayor Allyn explained that some time ago the town undertook an initiative that keep the cruisers on the road with milage up-to and including 160,000 (previously disposed of cruisers at or near 100,000 miles). Currently the Department had one cruiser nearing

140,000 miles and two others approaching 100,000 miles. Two police cruisers would be sold online using the GovDeals auction vendor. The total cost to acquire and outfit each new cruiser was approximately \$52,000.

- Board of Education Capital Improvement Projects came in at \$8,446,000 include:
  - Two Outdoor Classrooms at the Elementary Schools
  - Ledyard High School Science Lab Upgrades
  - Continued Ledyard High School Upgrades to Classrooms and Bathrooms
  - Replacement Truck
  - Technology Updates
  - Other larger projects were included in the request, but were contingent upon securing grant funding.

- **Fiscal Year 2022/2023 Budget Savings include:**

- Mayor's Office - a decrease \$51,107 or -22.4%.
- Human resources Staff Department - a decrease of \$30,405 or -24.85%.
- Public Health Nursing - a decrease of \$57,041 or -6.8%
- School Nursing – a decrease of \$18,270 or -5.2%

Mayor Allyn stated the proposed Fiscal Year 2023/2024 Budget assumes a 35.04 mil rate which was a 1.22 mil increase over the current year. He stated the Budget, as proposed, required the use of multiple financial tools to assist in offsetting increased costs, including the Mill Rate Stabilization Fund (\$1,000,000). He went on to note that he has not proposed any transfer-in from the Health Care Reserve Account, which currently stands at \$253,758.06. He explained that the town was currently pricing out alternatives to the CT Partnership Plan as increases in the past several years have been dramatic. He stated considering this potential move, that he was looking to preserve the remaining funds in the Healthcare Reserve Account until a path forward on the healthcare costs has been finalized. He went on to state that there were still some changes that could occur in the budget to provide additional savings for the town; however, he explained that he was not prepared to make those changes at the time the budget was due on March 6, 2023. Therefore, he stated that there was more work that the Finance Committee could do to bring the mil increase down to a 0.8 mil increase; for the proposed Fiscal Year 2023/2024

Mayor Allyn concluded his presentation by stating that although the State appears to again have a substantial surplus, in excess of \$3 Billion, that preliminary reports indicate that State Funding to Ledyard would remain generally flat, which in-effect was a reduction given the inflationary environment. He commented that level funding does not help municipalities bear the brunt of inflationary costs impacting the operational costs (+20% increase in heating fuel; +40% increase in electricity; increases in gasoline) needed to provide services to its residents. He stated that he would continue to follow the many pieces of the proposed legislation and how it might impact our town positively or negatively. He noted one example of the proposed Bills was the Early Voting. He stated there were still many unanswered questions such as: What votes qualify for Early Voting?; How many polling locations are needed in Early Voting?; What hours are required?; How many days in advance do you need to provide Early Voting?. Mayor Allyn stated there were still many questions noting that this was only one piece of the legislation.



Mayor Allyn deferred to Town Staff to review their budget proposals.

**12:25 p.m. Mayor' Executive Assistant Kristen Chapman**

**Department 10110201- Mayor's Office**

Mayor proposed \$177,200 a decrease of \$51,107 or -22.47% from the approved Fiscal Year 2022/2023 budget.

**Department 1011023 – Administrative Support**

Mayor proposed \$136,000 an increase of \$43,327 or 45.7% from the approved Fiscal Year 2022/2023 budget. This was due to changing the custodial services from a town employee to a contracted service, which was now residing in this budget.

**Department 10110205 – Legal Services (Town Attorney)**

Mayor proposed \$55, an increase of \$5,000 or 10% over the Fiscal Year 2022/2023 budget.

**Department 10110209 – Property Insurance (Liability Insurance) –**

Mayor proposed \$ 517,196 an increase of \$35,333 or 7.3% over the approved Fiscal Year 2022/2023 budget.

**10110211 Health District** – Mayor proposed \$116,400 a decrease of \$638 or -0.5% from the Fiscal Year 2022/2023 budget.

**10110207 Probate** - Mayor proposed \$10,575 no change from Fiscal Year 2022/2023 budget.

**12:30 p.m. Finance Department – Finance Director Matthew Bonin**

**Department 1011201 – Finance Office – Finance Director Matthew Bonin**

Mayor proposed \$492,946 an increase of \$40,840 or 9% over the approved Fiscal Year 2022/2023 budget.

**Department 10112111 – Assessors Office – Finance Director Matthew Bonin**

Mayor proposed \$173019 an increase of \$35,571 or 25.9% over the approved Fiscal Year 2022/2023 budget.

**Department 101112131 - Tax Collector – Finance Director Matthew Bonin**

Mayor proposed \$144,648 an increase of \$11,873 or 8.9% over the approved Fiscal Year 2022/2023 budget.

**12:45 p.m. 10110251 Human Resources – Administrator of Human Resources Don Steinhoff**

Mayor proposed \$91950 a decrease of \$30,405 or -24.8% from the approved Fiscal Year 2022/2023 budget.

**Employee Expenses Department 10110253 – Administrator of Human Resources Don Steinhoff**

Mayor proposed \$10,554,428 an increase of \$37,181 or 0.4% over the approved Fiscal Year 2022/2023 budget.

Mr. Steinhoff explained this budget included the following expenses: Healthcare for both the General Government and Board of Education, Pre-Employee Testing, Retirement, Defined Contribution Payments, Social Security, Unemployment Compensation, Workers Compensation for General Government and Board of Education, and other Insurance Expenses.

Mr. Steinhoff addressed the combined total increase of \$1,519,093 in the Healthcare Premium costs. The following Accounts were noted:

- Account #10110253-52000 (General Government Healthcare) \$1,136,160 saw an increase of \$84,160 or 8% and
- Account 10110253-52100 (BOE Healthcare) \$5,925,000 saw an increase of \$17,000 or 0.4% (\$5,325,000 for active employees and \$600,000 for retirees)

Mr. Steinhoff explained because the healthcare premium would not be set until mid to late April the proposed budget has planned for an 8% increase as recommended by the town's healthcare consultant. He went on to explain that he has been talking with an Insurance Group who was handling a consortium of towns who previously left the State's 2.0 Partnership Healthcare Plan because of the increased costs to the State's Plan. He stated if the Healthcare Consortium Plan could provide a comparable insurance plan to what Ledyard currently, had that the town may be able to join their Healthcare Consortium which would be about a 4% - 5% increase in healthcare costs for the town. However, he stated he has since learned that the State of Connecticut revised their estimated increase for the Partnership 2.0 Healthcare Plan to 7.5% for next fiscal year. He stated that he would continue to work to find the best Healthcare option for the town.

- Defined Contribution Plan \$378,000 an increase of \$63,000 or 20% (Account #10110253-53210). Mr. Steinhoff stated this represented the employer funding match. He stated with the closing of the Defined Benefit Plan in 2013 that newly negotiated contracts require employee participation at some minimum level in the Defined Contribution Plan as employees plan and save for retirement. Therefore, he stated that they would continue to see the Town's contribution increase going forward, noting that some employees were contributing up to 8% of their salary.

**1:00 p.m. Planning & Zoning -- Planning & Zoning Commission Land Use Director Juliet Hodge and Planning & Zoning Commission Tony Capon**

**Land Use 10114301 (Includes: Land Use Director, Building Department, Zoning Department)**

Mayor proposed \$330,014 an increase of \$11,454 or 3.6% over the approved Fiscal Year 2022/2023 Budget

**Land Use Commissions and Committees:**

Account Number	Mayor Proposed	Change from FY 22/2
10114303 53400 Planning Pro Serv	\$2,000	No Change
10114303 56100 Planning Oper	\$1,000	No Change
10114305 51600 EDC Oper.	\$1,000	No Change
10114305 EDC Dues & Fees	\$7,461	Increase of \$1,611 or 27.5%

<b>10114501 IWWC</b>	\$500	Increase of \$250 or 100%
<b>10114507 ZBA</b>	\$500	No Change

➤ **Other Land Use Commissions:**

<b>Account Number</b>	<b>Mayor Proposed</b>	<b>Change from FY 22/23</b>
<b>10110107 Cemetery Cmt</b>	\$2,000	No Change
<b>10110213 Conservation Com</b>	\$1,150	No Change
<b>10110213 57300 Conservation Equ</b>	\$1,150	No Change
<b>10110213-58789 Conservation Misc.</b>	\$ 975	No Change

**1:30 p.m. Public Works/Town Engineer Steve Masalin**

**Highway Department 10140103 –**

Mayor proposed \$1,217,954 an increase of \$35,223 or 3% over the approved Fiscal Year 2022/2023 budget.

**Vehicle Maintenance Department 10140105 –**

Mayor proposed \$283,185 an increase of \$2,996 or 1.1% over the approved Fiscal Year 2022/2023 budget.

**Public Works Director Department -Administration 10140101 –**

Mayor proposed \$203,251 an increase of \$4,381 or 2.2% over the Fiscal Year 2022/2023 budget.

**Road Upkeep Department 10140107**

Mayor proposed \$164,800 an increase of \$14,000 or 9.3% over the approved Fiscal Year 2022/2023 budget.

**Property Maintenance of Town Buildings Department 10140111 –**

Mayor proposed \$86,050 an increase of \$550 or 0.6% over the approved Fiscal Year 2022/2023 budget.

**Sanitation Department 320 –**

Mayor proposed \$1,130,500 an increase of \$31,697 or 2.9% over the approved Fiscal Year 2022/2023 budget.

**2:00 p.m. Board of Education Capital Improvement Plan (CIP) \$8,446,000**

Superintendent of Schools Jason Hartling provided an overview of the Board of Education's Capital Improvement Plan noting the following:

- Ledyard High School Improvements:
  - High School Heating System Replacement: \$3,000,000
  - High School Air Conditioning \$2,600,000
  - High School Auditorium Air Conditioning \$ 400,000
  - High School Window Replacements \$1,600,000

Mr. Hartling explained that the Board of Education had applied for a Federal Grant to obtain funding for the major High School Capital Improvement Projects listed above.

However, he stated the Federal Grant Program received 70% more applications than the amount of funding that was available. Therefore, he stated Ledyard's Grant Application was not approved. He stated the cost estimates included in the proposed Fiscal Year 2023/2024 Capital Improvement Plan (CIP) were the numbers they used in the Federal Grant Application. He stated these projects were included in the CIP as a placeholder stating that the Board of Education did not expect the town to fund these expenses and that they would need to be pushed out to later years.

Mr. Hartling went on to state that the Board of Education planned to use funding from their Capital Non-Recurring Account (CNR) and some additional tax levy, as well as other Grant Funding opportunities to continue with more routine capital improvements such as:

- Classroom upgrades/improvements
- Replacement Truck

Mr. Hartling stated that ClearGov has been a challenge to use noting that the background information that was provided regarding which projects were included as placeholders, etc. did not fully print out.

Councilor Saums thanked Superintendent Hartling and Board of Education Director of Facilities and Grounds Wayne Donaldson for attending today's meeting.

## **2:15 p.m. Budget Work**

During the work sessions the Finance Committee asked questions about line items in each category on the agenda. The Committee also explained to each Department that should there be any changes in State Revenues proposed by the Governor's Budget, that they may want to meet again with the Finance Committee to offer alternatives, suggestions and recommendations as the Finance Committee works to put forward a recommended Fiscal Year 2023/2024 Budget.

The Finance Committee also noted during their review of the information provided by the Departments today that they were pleased to see that Department Heads worked to off-set General Government contractual increases with reductions in other expenses and to continue find efficiencies year after year.

## **IV. ADJOURNMENT**

The Fiscal Year 2023/2024 Budget Work Session adjourned at 2:27 p.m.

Respectfully submitted,

William D. Saums

Committee Chairman  
Finance Committee



TOWN OF LEDYARD  
CONNECTICUT  
LEDYARD TOWN COUNCIL

MINUTES

Chairman Kevin J. Dombrowski

FINANCE COMMITTEE

FISCAL YEAR 2023/2024 WORK SESSION  
MONDAY, MARCH 13, 2023; 12:00 P.M.  
HYBIRD MEETING FORMAT  
VIDEO CONFERENCE & IN-PERSON  
COUNCIL CHAMBERS, ANNEX BUILDING

741 Colonel Ledyard Highway  
Ledyard, CT 06339  
<http://www.ledyardct.org>  
Roxanne Maher  
(860) 464-3203

**DRAFT**

- I. **CALL TO ORDER** – The Work Session was called to order by Councilor Saums at 12:00 p.m.

Councilor Saums welcomed all to the Video Conference Meeting; and he noted that the remote meeting information for the Town Council Finance Committee Budget Work Session and members of the Public to participate in this afternoon's meeting was available on the Agenda that was posted on the Town's Website – Granicus/Legistar Meeting Portal.

- II. **ROLL CALL** –

Attendee Name	Title	Status	Location
Andra Ingalls	Town Councilor	Present	Remote
Tim Ryan	Town Councilor	Present	Remote
Bill Saums	Town Councilor	Present	Remote
Kevin Dombrowski	Town Council Chairman	Present	In-Person
Mary McGrattan	Town Councilor	Present	In-Person
Gary Paul	Town Councilor	Present	Remote
S. Naomi Rodriguez	Town Councilor	Present	In-Person
Fred Allyn III	Mayor	Present	In-Person
Matthew Bonin	Former Finance Director	Present	In-Person
Jim Mann	Director of Emergency Mgt/Fire Marshall	Present	In-Person
Steve Holyfield	Administrator of Emergency Services	Present	In-Person
Jon Mann	Ledyard Center Fire Chief	Present	In-Person
Tony Saccone	Gales Ferry Fire Chief	Present	In-Person
John Rich	Police Chief	Present	In-Person
Kenneth Creutz	Police Captain	Present	In-Person
Heather Haddon	Animal Control Officer	Present	In-Person
Paula Smith	Chief of Dispatch	Present	In-Person
Ed Lynch	Water Pollution Control Authority Chairman	Present	In-Person
Steve Banks	Wastewater Supervisor	Present	In-Person
Karen Goetchuis	Administrative Supervisor - Nursing	Present	In-Person
Justin Dube	MIS Director	Present	In-Person
Jason Hartling	Superintendent of Schools	Present	Remote
Roxanne Maher	Administrative Assistant	Present	In-Person

### III. PRESENTATIONS

#### DEPARTMENTS' PROPOSED FISCAL YEAR 2023/2024 BUDGET

**12:00 p.m. 10120301 Fire Marshal Jim Mann**

Mayor proposed \$98,314 an increase of \$4,796 or 5.1% over the approved Fiscal Year 2022/2023 budget.

**12:05 p.m. 10120401 Emergency Management Director Jim Mann**

Mayor proposed \$20,450 a decrease of \$390 or -1.9% from the approved Fiscal Year 2022/2023 budget.

**12:10 p.m. 10120401 Administrator of Emergency Services Steve Holyfield**

Mayor proposed \$469,569 an increase of \$27,721 or 6.3% over the approved Fiscal Year 2022/2023 budget.

**12:15 p.m. 10120501 LCFD – Ledyard Center Fire Chief Jon Mann and Administrator of Emergency Services Steve Holyfield**

Mayor proposed \$126,130 no change from the approved Fiscal Year 2022/2023 budget.

**12:20 p.m. 10120551 GFFD – Gales Ferry Fire Chief Tony Saccone and Administrator of Emergency Services Steve Holyfield**

Mayor proposed \$215,094 an increase of \$11,220 or 5.5% over the approved Fiscal Year 2022/2023 budget.

Councilor Saums thanked the Emergency Services Volunteers for their service to the town, noting the training required and their dedication to help the residents during very critical situations was of significant value to their community.

**12:30 p.m. 10120105 ACO – Heather Haddon and Police Chief John Rich**

Mayor proposed \$99,752 an increase of \$20,917 or 26.5% over the approved Fiscal Year 2022/2023 budget.

Police Chief John Rich noted the increases were related to wages, and operational costs. He stated the Animal Control Staff and that the ACO Facility was doing well.

**12:35 p.m. Emergency Dispatch Center - Paula Smith and Police Chief John Rich**

Department 10120103 - Mayor proposed \$634,801 an increase of \$69,816 or 12.4% over the approved Fiscal Year 2022/2023 budget.

The Group discussed the budget overrun of the Dispatch Salaries Account, noting that the town moved to the Pitman Schedule to alleviate the pressure that was on the overtime budget. However, the Pitman Schedule did not seem to be correcting the overtime cost issues. It was noted that this was something that they need to continue to discuss in the upcoming contract negotiations.

**12:45 p.m. 10120101 Police Department Police Chief John Rich and Lieutenant Kenneth Creutz**  
Mayor proposed \$2,751,520 an increase of \$58,690 or 2.2% over the approved Fiscal Year 2022/2023 budget.

The Finance Committee and Chief Rich discussed: (1) Overtime costs; (2) Staffing and Retirements; (3) Vehicle replacement schedule.

**1:30 p.m. Water Pollution Control Authority Chairman Ed Lynch and Waste Water Supervisor Steve Banks**

Chairman Ed Lynch presented a proposed Fiscal Year 2023/2024 Water Operations Budget as follows:

Sewer Operations: \$707,027.52 an increase of \$19,658.55 or 4.5% over the Fiscal Year 2022/2023 Budget.

Water Operations: \$1,518,724.32 no increase over the Fiscal Year 2022/2023 Budget.

Mr. Lynch and Wastewater Treatment Supervisor Steve Banks noted the following:

**Sewer Operations Budget:**

- Sewer Rate Increase - WPCA Chairman Ed Lynch the WPCA would be increasing the sewer rates by 4.5%. He stated in accordance with Section 5 of Ordinance #400-001 "*An Ordinance Establishing a Water Pollution Control Authority*" the WPCA would be scheduling a Public Hearing to present the increased rates.
- Account #50190623-56220 Electricity - \$50,000 an increase of \$5,000. Wastewater Supervisor Steve Banks noted that issues continued with the Solar Panel company, noting that they were working with the Attorney. Assistance Finance Director Ian Stammel noted that the electric credits they were receiving from the solar panels has reduced the Wastewater Treatment Plant electrical costs by about \$10,000 annually. Mr. Banks stated it was his understating that with the solar panels that they were supposed to see about a 50% reduction in their electric bills.
- Account 50190926-5200- Healthcare - \$50,564.54 an increase of \$5,883.17 with bringing an additional employee into the healthcare plan.
- Wastewater Treatment Facility – Wastewater Supervisor Steve Banks thanked the Town Council and Mayor for appropriating American Rescue Plan Act (ARPA) Funding for the \$99,414.00 for the Sewer Feed Pump System Replacement - Highlands Wastewater Treatment Plant. He stated Russel Resources, Inc., C/O Smith & Loveless of Maine has delivered the Sewer Feed Pump System Replacement - Highlands Wastewater Treatment Plant, and that it would be installed on or about May 1, 2023; noting that the feed pump was part of the Ledyard Center Sewer Line Extension Project
- Ledyard Center Sewer Line Extension Project - WPCA Chairman Ed Lynch addressed the Ledyard Center Sewer Line Extension Project noting that the sewer line would run from the High School to Ledyard Center (along Route 214/Route 117 to Colonel Ledyard Highway) and would construct an estimated 2,450 linear feet of sewer line. He stated the sewer line would support additional economic development behind the former Ledyard Center School, as well as support existing businesses in Ledyard Center. He stated the new Developments would spread the costs to operate the Wastewater Treatment Facility over a larger number of sewer customers.

- New Developments – WPCA Chairman Ed Lynch noted that the Planning & Zoning Commission has indicated that the Habitat for Humanity 35 – 40 Affordable Homes Project planned for Colby Drive would be coming forward soon, noting that Habitat for Humanity were finishing up a project in Norwich and would be turning their attention this project in Ledyard. He stated the piping would be installed along Route 117 while they were constructing the Multi-Model Pathway. Therefore, he stated to avoid tearing up a newly paved road that he would like to have the T and Stub installed for the Colby Drive Project.

- **Water Operations Budget:**

Water Operations: \$1,518,724.32 no increase over the Fiscal Year 2022/2023 Budget.

- Groton Utilities Water Operations Contract – WPCA Chairman Ed Lynch stated the town entered into a new three-year contract with Groton Utilities and that the cost decreased.
- Water Purchase Agreement - Mr. Lynch explained that the Water Purchase Agreement was separate from the price of water.
  - ✓ Account #50501663-54110 Route 12 - \$257,576 no change
  - ✓ Account #50501663-54115 Route 117 - \$252,514 no change
- Account #50590991-59305 \$130,000 - Capital Non-Recurring Account - Councilor Saums stated that he was pleased that the WPCA has again this year allocated \$130,000 to their Capital Non-Recurring Account for future maintenance costs.
- Ledyard Center Water Storage Tank Maintenance – WPCA Chairman Ed Lynch stated the Contractor has been hired to paint the roof of the Route 117 Water Storage Tank, noting that the work was scheduled to start work in April or May. He also stated the WPCA has the funding to pain the top of Water Storage Tank set aside in their Capital Account
- Southeastern Connecticut Water Authority (SCWA) Well in Ledyard Center – WPCA Chairman Ed Lynch stated that SCWA was looking to add a new SCWA Ledyard Division Well that would be located across the street from the Ledyard Center Water Storage Tank. He explained that the State required that SCWA control a 150-foot radius around each well; which would come onto town property where the Route 117 Ledyard Center Water Storage Tank was located. He stated the WPCA has requested a meeting with the Department of Public Health (DPH); however, he stated to-date they have not heard back from DPH to schedule a meeting. He stated the WPCA questioned why the Department of Public Health (DPH) would approve an expansion of SCWA’s existing failing well in the shadow of Ledyard’s Water Storage Tank for a number of reasons. Chairman Dombrowski stated the Town Council has not received a formal request from SCWA.

Councilor Saums stated per Ordinance #400-001 that *“The Town Council shall approve the water system budget. This shall be provided to the residents at the Annual Town Meeting on the budget.”* He explained although the Town Council was interested in the Sewer Operations Budget that per the Ordinance that the Town Council was not required to approve the Sewer Operations Budget, noting that it was provided for informational purposes only.



**1:40 p.m. 10130101 Visiting Nurse Association Department- Administrative Supervisor Karen Goetchuis**

Mayor proposed \$785,600 a decrease of \$57,042 or -6.8% from the approved Fiscal Year 2022/2023 budget.

**10130103 –School Nursing Department**

Mayor proposed \$332,476 an increase of \$18,270 or 5.2% over the approved Fiscal Year 2022/2023 budget.

**1:50 p.m. MIS Director Justin Dube**

**Department 10112151 Management Information Systems( MIS) Justin Dube**

Mayor proposed \$342,332 an increase of \$4,619 or 1.4% over the approved Fiscal Year 2022/2023 budget.

Mr. Dube noted that the MIS Department Budget included contracts/licenses for the various software platforms the town used such as the Munis Financial Software, Granicus/Legistar Meeting Portal; Land Use software along with other operational expenses.

eFax – The Finance Committee asked Mr. Dube to look into replacing fax machines with efax from local multifunction copier/printer/scanner. MIS Director Justin Dube stated that they previously changed from the fax machines to efax; however, he stated after a year the company significantly increased the cost. Superintendent of Schools Jason Hartling noted that the Board of Education has been pleased with the efax company they have been using and that he would share the vendor information with Mr. Dube.

**2:00 p.m. Budget Work**

During the work sessions the Finance Committee asked questions about line items in each budget category. The Committee also explained to each Department that should there be any changes in State Revenues proposed by the Governor's Budget, that they may want to meet again with the Finance Committee to offer alternatives, suggestions and recommendations as the Finance Committee works to put forward a recommended Fiscal Year 2023/2024 Budget.

The Committee commented that as they have been working thru the Budget Work Sessions that they were pleased to see that Department Heads worked to off-set General Government contractual increases with reductions in other expenses to find efficiencies. They also noted that it was apparent that the Mayor and his staff were well prepared to answer the Committee's questions and that they appreciated the level of detail they provided.

Councilor Saums stated the Finance Committee would reserve their review of the Capital Improvement Plan to their March 20, 2023 Budget Work Session.

IV. ADJOURNMENT

The Fiscal Year 2023/2024 Budget Work Session adjourned at 2:15 p.m.

Respectfully submitted,

William D. Saums  
Committee Chairman  
Finance Committee



TOWN OF LEDYARD  
CONNECTICUT  
LEDYARD TOWN COUNCIL

MINUTES

FINANCE COMMITTEE

741 Colonel Ledyard Highway

Ledyard, CT 06339

<http://www.ledyardct.org>

Roxanne Maher

(860) 464-3203

Chairman Kevin J. Dombrowski

FISCAL YEAR 2022/2023 WORK SESSION  
MONDAY, MARCH 20, 2023 - 12:00 P.M.  
HYBRID MEETING FORMAT  
VIDEO CONFERENCE & IN-PERSON  
COUNCIL CHAMBERS, ANNEX BUILDING

- I. **CALL TO ORDER** – The Work Session was called to order by Councilor Saums at 12:00 p.m. at the Town Hall Annex Building, Council Chambers.

Councilor Saums welcomed all to the Video Conference Meeting; and he noted that the remote meeting information for the Town Council Finance Committee Budget Work Session and members of the Public to participate in this afternoon's meeting was available on the Agenda that was posted on the Town's Website – Granicus/Legistar Meeting Portal.

- II. **ROLL CALL** –

Attendee Name	Title	Status	Location
Andra Ingalls	Town Councilor	Present	In-Person
Tim Ryan	Town Councilor	Present	In-Person
Bill Saums	Town Councilor	Present	Remote
Kevin Dombrowski	Town Council	Present	In-Person
Mary McGrattan	Town Councilor	Present	In-Person
S. Naomi Rodriguez	Town Councilor	Present	In-Person
Fred Allyn III	Mayor	Present	In-Person
Matthew Bonin	Finance Director	Present	In-Person
Ian Stammel	Assistant Finance Director	Present	In-Person
Patricia Riley	Town Clerk	Present	In-Person
Claudia Sweeney	Registrar of Voters	Present	In-Person
Dianna Mann	Registrar of Voters	Present	In-Person
Vincent Godino	Historic District Commission Chairman	Present	In-Person
Scott Johnson, Jr.	Director of Parks & Recreation & Senior Citizens	Present	In-Person
Kate Sikorski-Maynard	Youth Services	Present	In-Person
Kristen Chapman	Social Services Coordinator	Present	In-Person
Jennifer Smith	Library Director	Present	In-Person
Juliet Hodge	Land Use Director	Present	In-Person
Steve Masalin	Public Works Director/Town Engineer	Present	In-Person
John Rich	Police Chief	Present	In-Person
Steve Holyfield	Administrator of Emergency Services	Present	In-Person
Tony Saccone	Gales Ferry Fire Chief	Present	In-Person
Jason Hartling	Superintendent of Schools	Present	Remote
Roxanne Maher	Administrative Assistant	Present	In-Person

### III. PRESENTATIONS

#### DEPARTMENTS' PROPOSED FISCAL YEAR 2023/2024 BUDGET

**12:00p.m. 10110311 Town Clerk Patricia Riley**

Mayor proposed \$153,029 an increase of \$6,694 or 4.6% over the approved Fiscal Year 2022/2023 budget.

**12:10 p.m. 10110301 Registrar of Voters Claudia Sweeny and Diana Mann**

Mayor proposed \$43,940 an increase of \$3,126 or 7.7% over the approved Fiscal Year 2022/2023 budget.

**10110303 Elections –**

Mayor proposed \$49,990 an increase of \$24,540 or 96.4% over the approved Fiscal Year 2022/2023 budget.

*Early Voting Bill* – The Group discussed the uncertainty of the funding needed to support the Early Voting. Mayor Allyn, III explained that there were three Bills regarding Early Voting, noting that one Bill would be passed. He stated two Bills both called for fourteen days of early voting for the General Election, Primary Election. He stated for other any Special Elections and all Referendum Votes would require four days of Early Voting. He stated Senate Bill 1057 called for ten days Early Voting for General Elections and Primary Elections only and for days of Early Voting for Special Elections only, not for Referendum Votes. He stated none of these three remaining Bills include any level of funding for Municipalities to support the Early Voting requirements, noting that it would be another unfunded mandate.

**12:20 p.m. 10110103 Historic District Commission Chairman Vincent Godino**

Mayor proposed \$32,750 an increase of \$4,300 or 15.1% over the approved Fiscal Year 2022/2023 budget.

**12:30 p.m. 10130510- Senior Citizens Center Director Scott Johnson, Jr.**

Mayor proposed \$106,736 an increase of \$9,554 or 9.8% over the approved Fiscal Year 2022/2023 budget.

Mr. Johnson noted that they increased the hourly wage for the Van Drivers from \$14.00 per hour to \$18.00 per hour. He stated the Senior Citizens Center now had four Van Drivers, which increased the Part-Time wages budget by \$8,000; explaining that they would now be able to efficiently operate their transportation services and to provide essential services, while also expanding programs for the Senior Citizens.

**12:30 p.m. 10160101 Parks & Recreation – Director Scott Johnson, Jr.**

Mayor proposed \$489,806 an increase of \$25,330 or 5.57% over the approved Fiscal Year 2022/2023 budget.

**12:45 p.m. 10130301 Youth Counselor Kate Sikorski-Maynard**

Mayor proposed \$103,971 an increase of \$3,983 or 4.2% over the approved Fiscal Year 2022/2023 budget.

The Group discussed the increased need for mental healthcare as a result of the isolation and restrictions of the Covid-19 Pandemic. Ms. Sikorski-Maynard stated a Licensed Professional Clinician has been hired using the American Rescue Plan Act (ARPA) \$187,000 Funding that

was allocated to hire one part-time (24 hours per week) for a three-year commitment. She stated a Clinician has been hired and was working with eleven families. She also noted that she has been conducting interviews for Counseling Interns from the University of Rhode Island (URI) and that she hoped to get two or three Interims for next year. She stated that currently her office was providing services to 66 families.

Ms. Sikorski-Maynard went on to note that 211 and Child & Family Agency were funded through Federal funds and Department of Children & Families (DCF) and that Ledyard's Youth & Social Services used these Agencies as a referral resource.

Ms. Sikorski-Maynard stated that she appreciated and she thanked the Finance Committee for recognizing the increased need for mental health support services.

**1:00 p.m. – 10150101 Library Director Jennifer Smith and Library Commission Vice-Chairman John Bolduc**

Mayor proposed \$596,808 an increase of \$54,563 or 10.1% over the approved Fiscal Year 2022/2023 budget.

**1:15 p.m. Capital Improvement Plan Proposed for Fiscal Year 2023/2024**

Councilor Saums thanked all those in attendance this afternoon to talk about the Fiscal Year 2023/2024 Capital Improvement Plan. He explained thru the American Rescue Act Plan (ARPA) Ledyard would be receiving approximately \$4,327,000, noting that the town would need to have a funding commitment by December, 2024 and fully expend the ARPA Funding by December, 2026. He stated a number of projects have already been completed, noting that some ARPA Projects came in over budget because of the inflationary environment; however, some projects have come in below the allocated ARPA Funding; and that some projects were currently in-progress. He stated as part of the Fiscal Year 2023/2024 Budget Process the Finance Committee would be reviewing the status/progress of the ARPA Projects in an effort to allocate ARPA funding available to support other projects.

The Group proceeded to review the Department's Capital Improvement Plan requests for Fiscal Year 2022/2023 as follows:

➤ ***Historic District Request -Historic District Commission Chairman Vincent Godino***

Nathan Lester House External Improvements	\$10,000
---	----------

Siding on and replace window frames on east side of the Nathan Lester House. Many of the clapboards of the east side of the house are rotted. This condition was prone to letting water get behind the window trim and frames and the degrading the structural elements of the framing.

<b>Total</b>	<b>Historic CIP Fiscal Year 2023/2024</b>	<b>\$10,000</b>
--------------	---	-----------------

➤ ***Town Clerk – Patricia Riley***

ADA Compliance	\$2,500
Funding is requested to lower/convert a portion of the public facing countertop for wheelchair access.	

<b>Total</b>	<b>Town Clerk CIP Fiscal Year 2023/2024</b>	<b>\$10,000</b>
--------------	---	-----------------

➤ ***Election Request -Registrars Claudia Sweeny & Dianna Mann***

Station Voting Booths	\$3,300
Funding is requested to purchase three to four station voting booths.	

<b>Total</b>	<b>Elections CIP Fiscal Year 2023/2024</b>	<b>\$3,300</b>
--------------	--	----------------

➤ ***Admin Emergency Serv Requests- Administrator of Emergency Services Steve Holyfield***

Automated External Defibrillators	\$7,000
The Town owns and maintains 38 Automatic External Defibrillators. These defibrillators are assigned to both of the fire companies, the police department and the Ledyard Schools. Each school has at least one public-accessible unit.	

Fi re Apparatus Replacement	\$341,030
The Fire Apparatus replacement fund was revised in Fiscal Year 2021/2022 and represented a preliminary estimate for the replacement of all fire apparatus in the fleet projected out through Fiscal Year 2039-2040.	

<b>Total</b>	<b>Admin Emer Serv CIP Fiscal Year 2023/2024</b>	<b>\$348,030</b>
--------------	--	------------------

➤ ***Ledyard Center Fire Department CIP Requests***

Firefighter Personal Protective Equipment	\$10,000
The CIP budget item continues with the necessary turnout gear replacement and procurement for existing and newly recruited firefighters. The Ledyard Fire Company has experienced a surge in membership due to aggressive recruiting this year.	

Fire Hose replacement	\$4,000
The Ledyard Fire Company currently loses 2-5 foot lengths of hose per year due to the age of the hose during annual testing. This funding will allow the department to replenish the lost hose. Due to the cost of the hose it was not feasible to fund this expense through the operational budget.	

Hurst Pump/Tool Replacement	\$6,000
-----------------------------	---------

The Hurst (Jaws of Life) has been on the on Engine R- 13 since it was bought in 2003. Currently, the pump is operational however, it is starting to show signs of end of life. Due to the age of the pump most of the parts cannot be replaced.

Battery Vent Fan	\$1,000
------------------	---------

The Battery Vent Fan would allow the Fire Department to remove the portable generator from R-11 which will free up space to optimize the capabilities of the apparatus. The electric fans were currently 15-20 years old and were starting to show their age.

SCBA Replacement	\$12,000
------------------	----------

Recently the town of Ledyard received a grant for both fire companies' self-contained breathing apparatus (SCBA's). The SCBA's are a critical piece of safety equipment to allow firefighters to work inside hazardous environments.

<b>Total</b>	<b>LCF CIP</b>	<b>Fiscal Year 2023/2024</b>	<b>\$38,000</b>
--------------	----------------	------------------------------	-----------------

➤ ***Gales Ferry Fire Company Requests - Administrator of Emergency Services Steve Holyfield***

Self Contained Breathing Apparatus	\$13,000
------------------------------------	----------

This capital funding request would replace the self-contained breathing apparatus that the firefighters wear to breathe safely in fires and other hazardous situations. Numerous governmental standards now mandate this apparatus. The Self-Contained Breathing Apparatus is the firefighters first defense for breathing air during a fire. During the past 25 years advanced and newer technology for these devices has been developed.

Breathing Air Bottles	\$3,000
-----------------------	---------

Per the Department of Transportation Firefighting breathing air bottles have a 15-year life "end of use". The replacement of the bottles are within National Fire Protection Association (NPPA) standards.

Compressor, Breathing Air	\$12,000
---------------------------	----------

The breathing air compressor produces certified, safe breathing air for firefighters as required by law. Their current compressor 20-years old and coming to the end of its useful life.

Fire Chief Vehicle Replacement	\$3,000
--------------------------------	---------

Replacement of existing Fire Chief's Vehicle. The Fire Chief does a variety of traveling for administrative duties and meetings as well as agency responses. The Fire Chief acts as the incident Commander.

It was noted with the Town Council's February 8, 2023 action authorizing the purchase of a 2015 Ford Utility vehicle in the amount of \$12,000 from Account # 21020551-57510 (GFFC CNR Vehicle) and authorize the transfer of \$7,500 from Account # 21020551-57300 (GFFD CNR New Equipment) to Account #21020551-57510 (GFFD CNR Vehicle) that these funds could be removed from CIP for the Fiscal Year 2023/2024.

<b>Fire Hose</b>	<b>\$4,000</b>
------------------	----------------

This capital funding request will manage the costs associated with the replacement of aging and failed firefighting attack and supply hose as a requirement of the National Fire Protection Association (NFPA) standards on fire hose. The fire hose was tested annually per the (NFPA).

<b>Firefighting Equipment</b>	<b>\$3,000</b>
-------------------------------	----------------

Firefighting equipment must be cycled out on a regular basis. This funding would allow for the purchase of newer state of the art equipment to keep pace with new National Fire Protection Association (NFPA) standards.

<b>Fire Station Generator Replacement</b>	<b>\$9,000</b>
---	----------------

The Gales Ferry Fire Station's emergency generator was used for powering the building during outages and for the apparatus/equipment emergency readiness. In addition, the Fire Station was used for a warming and cooling station for town residents.

<b>Firefighter Personal Protective Clothing (PPE)</b>	<b>\$13,000</b>
---	-----------------

Required by OSHA, protective clothing must now be rotated out for interior firefighting every 10 years under the new National Standards. To save PPW costs the Gales Ferry Fire Department rotates out the 10-year old clothing to non-interior qualified firefighters. This funding was also used to purchase personal protective clothing for new firefighters. The 10-year life span was dictated by NFPA Department required by the State.

<b>Jaws of Life Rescue Tools</b>	<b>\$4,000</b>
----------------------------------	----------------

Replacement for the out-of-date equipment (Jaws of Life) used in the rescue and extricating of victims involved in motor vehicle accidents and other hazardous scenarios. Older equipment was not suitable for the new modern vehicles' reinforcement metals. This funding would also be used to purchase new Battery-operated tools.

<b>Firefighters' emergency use radios (walkie talkies)</b>	<b>\$5,000</b>
--	----------------

Funding for the normal replacement of handheld radios. Radios are constantly changing for greater coverage and communication.

<b>Total GFFD CIP Fiscal Year 20232024</b>	<b>\$66,000</b>
--	-----------------



➤ ***Animal Control CIP Requests***

ACO Vehicle Reserve	\$2,000
---------------------	---------

Reserve fund for planned replacement of ACO Vehicle. The current balance in FY 22 was \$27,000 with a Fiscal Year 2023/2024 allocation of \$2,000 the Department would be able to replace the current vehicle with a smaller more fuel efficient van.

<b>Total</b>	<b>ACO CIP Fiscal Year 2023/2024</b>	<b>\$2,000</b>
--------------	--------------------------------------	----------------

➤ ***Dispatch CIP Request:***

Base Station Replacement Reserve	\$8,500
----------------------------------	---------

Reserve Fund for Dispatch Base Station Radio replacement and repair as needed. This is a reserve fund that has been in effect for several years to update equipment used for police, fire, and EMS emergency communications.

Dispatch Chair Replacement	\$8,200
----------------------------	---------

The Department requests an allocation to replace 4 chairs use by dispatcher personnel around the clock. The proposed replacement chairs are designed for 24-hour use. The current chairs are original to the building and have been in use for 7 years.

<b>Total Dispatch</b>	<b>CIP Fiscal Year 2023/2024</b>	<b>\$16,700</b>
-----------------------	----------------------------------	-----------------

➤ ***Police Department CIP Requests***

CALEA Accreditation Reserve	\$1,000
-----------------------------	---------

Public Act 20-01 requires all CT police agencies to obtain CALEA accreditation by year 2025. CALEA was the Commission on the Accreditation of Law Enforcement Agencies Accreditation. The accreditation process involved a year long process.

Police Body Worn Cameras	\$7,050
--------------------------	---------

Purchase and maintain body-worn cameras for Ledyard Police by July 1, 2022 in accordance with Public Act 20-01; Section 19. Reimbursement of 30% of costs should be available from State of CT OPM.

Police Psychological Exam Reserve	\$1,250
-----------------------------------	---------

Public Act 20-01 Requires all law enforcement officers to have a psychological evaluation at least once every 5 years.

Police Vehicles	\$94,343
-----------------	----------

Planned Replacement of Police Vehicles. The department proposed the replacement of two patrol vehicles in Fiscal 2023/2024 based on current mileage and usage of the patrol fleet. It was noted the cost for Communications Pius to outfit the vehicles was approximately \$14,500.

<b>Total</b>	<b>Police CIP Fiscal Year 2023/2024</b>	<b>\$103,643</b>
--------------	---	------------------

➤ **Assessor Requests – Finance Director Matthew Bonin**

Revaluation	\$30,000
-------------	----------

Revaluation of real property was required by state statute to be conducted every five years. The last revaluation was effective October 1, 2020. The next Revaluation was due for October 1, 2025.

<b>Total Assessor's Office CIP Fiscal Year 2023/2024</b>	<b>\$30,000</b>
--	-----------------

➤ **MIS Requests- MIS Director Justin Dube**

Computer & Server Replacement Sinking Fund FY23	\$40,000
---	----------

In Fiscal Year 2012-2013 the Computer & Server Replacement Sinking Fund was established for the entire Town Government Organization. This allowed enterprise funding to be available to meet the yearly PC replacement schedule, etc.

<b>Total MIS CIP Fiscal Year 2023/2024</b>	<b>\$40,000</b>
--	-----------------

➤ **Parks and Recreation Requests – Director Scott Johnson, Jr.**

Clark/Purdy Field Upgrades	\$8,000
----------------------------	---------

Install a walkway from parking lot to the field and install a new field sign.

Depta Field top-dressing and sod for penalty areas	\$25,000
--	----------

Continue topdressing and converting the grass type on Depta Field. In addition re-sod penalty areas.

Judge Crandall Hurricane Shutters and building repairs	\$25,940
--	----------

Install four hurricane shutters on the Judge Crandall field house, relocate a speaker for the installation and repair water damage. The current overhead doors have large gaps in the corners and were attached to the inner walls of the building.

Judge Crandall Irrigation	\$5,000
---------------------------	---------

Raise irrigation heads on Judge Crandall Field

Lantern Hill Valley Park	\$57,310
--------------------------	----------

Develop a new property that was being leased to the town as park. This funding included a pavilion, concrete pad for the pavilion, tables, signage, parking lots, and a carry-in boat launch.

Park Furnishings	\$25,000
------------------	----------

New/replace picnic tables, grills and benches for parks.

Replace Gales Ferry Community Center Ramp	\$8,000
---	---------

Replace the Gales Ferry Community Center ramp.

Tree Removal	\$10,000
Remove dead trees in various parks. A number of trees did not bounce back after the drought and were now a safety concern.	
Colonel Ledyard Park Basketball/Tennis Courts	\$5,000
Maintenance to both the basketball and tennis courts at Colonel Ledyard park to prolong the life of the courts.	
<b>Total Parks &amp; Rec CIP</b>	<b>Fiscal Year 2023/2024</b>
	<b>\$169,250</b>

➤ ***Public Works Requests – Public Works Director Steve Masalin***

Colonel Ledyard Highway Multi-Model-Use Pathway	\$1,080,000
This project comprises a multi-use (pedestrian/cyclist) pathway from Ledyard Center at the Bill Library to Ledyard High School at its access off Gallup Hill Road. This project has been approved by Southeastern Connecticut Council of Governments (SCCCOG) through the Local Transportation Capital Improvement Plan (LoTCIP) Program.	
Heavy Equipment Reserve Fund	\$85,000
This account needed to be funded annually to meet long-term replacement needs in accordance with the equipment replacement plan. Funds were appropriated at a rate necessary to meet the anticipated future refitting and/or replacement.	
Lantern Hill Road Bridge Replacement	\$1,075,000
The existing bridge over Whitford Brook at the Ledyard-Stonington Town Lines was too narrow for normal traffic and was particularly unsafe in the event of a head-on large vehicular traffic. Senator Cathy Osten worked to secure \$3 million for the bridge and dam replacement and repairs. The town now had an executed Agreement with the State to receive the \$3 million grant funding and they were working to prepare the Request for Qualifications (RFQ) which would be followed by a Request for Proposals (RFP) for the project. Mr. Masalin stated the hope was to have the bridge replacement work completed this calendar year. However, there would be some costs that would be shared by Ledyard and Stonington for this project.	
Large Truck Reserve Account	\$175,000
This account needed to be funded annually to meet long-term replacement needs of the large dump truck fleet. Originally, funding was sought to meet a 15-year replacement cycle for each of the trucks in the fleet.	
Light Equipment Reserve Fund	\$15,000
This account funds long-term requirements in accordance with minor equipment upgrade and replacement needs. This involved a large variety of light/small equipment assets.	

Municipal Building Reserve Fund	\$150,000
---------------------------------	-----------

This fund provides for ongoing capital level renovations and life-cycle maintenance for the Town's non-BOE municipal buildings. Maintenance and renovations were based on a combination of factors, including facility age, inconsistent capital investment and normal maintenance needs.

Pooled Vehicle Reserve fund	\$5,000
-----------------------------	---------

This account needs to be funded annually to meet long-term replacement needs in accordance with the equipment replacement plan. The State of Connecticut has privatized its sale of surplus vehicles and items, which has severely curtailed the town's ability to obtain lightly used vehicles at a low cost.

Road Restoration Fund	\$982,000
-----------------------	-----------

Road restoration, reconstruction and resurfacing was programmed through a systemic plan derived through a comprehensive assessment and evaluation of the condition of all Town roads. From 1988 to 2008, the source of funding for this program was through bonding. Currently the town has a Road Surface Rating (RSR) 83 based on a scale of 100, which was reasonable. To continue to maintain the roads at this level \$1,000,000 annually was required.

Small Truck Reserve Fund	\$29,000
--------------------------	----------

This account needed to be funded annually to meet long-term replacement needs in accordance with the equipment replacement plan. A combination of internal reassignments of assets and new purchases continue to be undertaken to efficiently utilize the fleet.

<b>Total Public Works</b>	<b>CIP Fiscal Year 2023/2024</b>	<b>\$3,596,000</b>
---------------------------	----------------------------------	--------------------

➤ ***Library CIP Request***

Computer Replacement Reserve	\$4,000
------------------------------	---------

The LION Consortium computer replacement program has been dissolved. This request is to start a reserve account for future computer purchases.

<b>Total</b>	<b>Library CIP Fiscal Year 2023/2024</b>	<b>\$4,000</b>
--------------	--	----------------

➤ ***Board of Education CIP Request***

Add lean-to to maintenance garage at Ledyard High School	\$15,000
--	----------

The District maintenance department has equipment that should be stored out of the weather but does not require inside storage. This is to allow this equipment to be under cover from snow and rain.

Ag Science (Vo-Ag) cabinetry replacement	\$55,000
The current cabinets in the marine science classroom were in need of replacement. They have been damaged from the long term use of fish tanks on the counters. The new cabinets will have phenolic panels and shelving with solid surface tops tore.	
Ag Science (Vo-Ag) electric access gate	\$15,000
The current Ag Science driveway gate that allows vehicles access to the rear of the school and the field area is left open for teachers and staff to access the area. This will install an electrically operated gate to provide better security.	
Ag Science (Vo-Ag) fencing	\$10,000
There were sections in the front of Ag Science where students do outside activities, moving from the greenhouse to the school and back. This area is currently unfenced and open to the public. The fence was needed for security and safety.	
Ag Science (Vo-Ag) smart projector upgrade	\$28,000
The current projectors do not have any smart functions and are obsolete. These funds will allow for the replacement to upgrade projectors that have an interactive function	
Equipment Maintenance	\$110,000
This is to supply funds for the normal maintenance of the school HVAC systems, elevators and fire alarm systems. This would include filters, and better service calls and preventative maintenance contracts, monitoring and testing.	
Gales Ferry/Juliet W. Long School Outdoor Classroom	\$50,000
The 21st century learning environment requires innovative and non-traditional learning spaces. As part of this, the creation of an outdoor learning areas was critical. Funding will establish seating and a canopy of covered area for classroom.	
Gallup Hill School Outdoor Classroom	\$50,000
The 21st century learning environment required innovative and non-traditional learning spaces. As part of this the creation of outdoor learning area was critical funding will establish seating and a canopy of covered area for classroom instruction.	
Gallup School Pre-K Entry Canopy	\$44,000
The limited driveway and parking area prevents the PreK for efficiently bringing in students at the start of the day and at dismissal. Providing a canopy and barrier to the parking area will allow students to be assembled outside rather than	
Green House equipment	\$12,000
Provide the replacement of cabinets and shelving in the main HS green house	
Ledyard High School Air Conditioning	\$2,600,000
Funding would allow for the installation of air conditioning as needed for student and or staff requirements. The Board of Education has applied for a federal grant that would cover up to 95% of the cost.	

Ledyard High School Athletic Fields Yearly Maintenance & Upgrade	\$7,500
Seeding clay and other items to properly maintain the athletic fields at the High School.	

Ledyard High School Auditorium Air Conditioning	\$400,000
Currently, there was no air conditioning in the High School Auditorium. The space was used by the school, town and outside organizations for meetings along with musical and theatrical programs.	

Ledyard High School Boiler Repairs	\$7,500
The boilers at the High School would require retubing in the near future. During the yearly inspections they have observed more and more pitting of the metal and a few of the tubes have failed and were sealed.	

Ledyard High School Curb Repairs	\$4,000
The concrete curbing at the Ledyard High School parking lot was deteriorating these funds would allow replacement in areas to prevent erosion.	

Ledyard High School Green House	\$25,000
The Biology Lab in Room 103 at the High School has an attached Greenhouse and Aquaculture Lab. The area in question was need of refurbishment. Included is the replacement of damaged and fogged glass and other repairs.	

Ledyard High School Heating System Replacement	\$3,000,000
The existing boilers at Ledyard High School were original to the building and were 60 years old. There were currently a limited number of companies that continue to service these types of boilers.	

Ledyard High School Masonry Repairs	\$20,000
The High School has experienced some issues with the facade brick work pulling away from the building. It is important that this be addressed in a timely manner. Water infiltration along with the freeze and thaw cycles will increase the damage.	

Ledyard High School Science Labs Upgrades	\$100,000
There has been on ongoing project to upgrade the science labs at the High School. Currently only the labs in the 300 wing of the school remain to be upgraded. This will complete the science lab renovations in the original building.	

Ledyard High School Window Replacements	\$1,600,000
The current windows were not energy efficient and do not seat properly. This should be completed in conjunction with the heating and air conditioning projects.	

Ledyard High School ADA Hardware Upgrades	\$3,000
This is an ongoing project to upgrade the door hardware on classrooms to ADA compliance at Ledyard High School	

Ledyard High School Maintenance Garage Roof Replacement	\$15,000
The existing roof on the maintenance garage has reached the end of its useful life and was in need of replacement	

**Replace rotten sill plat in barn** **\$20,000**  
The silt plate in the barn is rotted and in need of replacement. This was a critical piece of the structure.

**Replacement Truck** **\$80,000**  
Vehicles need routine replacement. While mileage is relatively low for the age of our vehicles the plowing and use during periods of heavy salt use in the summer take a toll on the undercarriage and frames.

**Special Needs Air Conditioning** **\$30,000**  
Allowance to provide air conditioning in specific rooms where required for medical needs.

**Ledyard High School Classrooms Upgrade (Original Section of School)** **\$165,000**  
The classrooms at the High School have not been upgraded since the building was opened. The budget amount will allow for the upgrades to 8-10 classrooms with new ceilings, LED lighting, paint, Interactive Projector Boards, white boards, etc.

**Total Board of Education Fiscal Year 2023/2024** **\$8,446,000**

Department	Request Title	Total 2024	Taxes - 2024	P & R Conveyance - 2024	Public Works Conveyance - 2024	Town Aid Road 2024	Municipal Grant In Aid - 2024	LOCIP Grant 2024	Other Grants 2024	Board of Ed Operating Budget 2024	Board of Ed Ag - Science Capital 2024	Board of Ed Capital Reserve 2024
Admin Emergency Serv	Compression Syste,	\$0.00	\$0.00									
Admin Emergency Serv	Defibrillators	\$7,000.00	\$7,000.00									
Admin Emergency Serv	Fire Apparatus Replacement	\$341,030.00	\$341,030.00									
Animal Control	ACO Vehicle Reserve	\$2,000.00	\$2,000.00									
Assessor	Revaluation	\$30,000.00	\$30,000.00									
Assessor	Aerial Photography	\$10,000.00	\$10,000.00									
Dispatch	Dispatch Chair Replacement	\$8,200.00	\$8,200.00									
Dispatch	Reserve	\$8,500.00	\$8,500.00									
Education	LHS fire alarm replacement	\$0.00										
Education	Science Office	\$0.00										
Education	Science media center and conference room	\$0.00										
Education	Ag Science Fencing	\$10,000.00									\$10,000.00	
Education	barn	\$20,000.00									\$20,000.00	
Education	Restrooms	\$0.00										
Education	gate.	\$15,000.00									\$15,000.00	
Education	replacement	\$55,000.00									\$55,000.00	
Education	upgrade	\$28,000.00									\$28,000.00	
Education	Renovation of Ag science wood and metal shops.	\$0.00										
Education	Equipment maintenance	\$110,000.00								\$110,000.00		
Education	Green house equipment	\$12,000.00								\$12,000.00		
Education	conditioning	\$10,000.00								\$10,000.00		

Department	Request Title	Total 2024	Taxes - 2024	P & R Conveyance - 2024	Public Works Conveyance - 2024	Town Aid Road 2024	Municipal Grant In Aid - 2024	LOCIP Grant 2024	Other Grants 2024	Board of Ed Operating Budget 2024	Board of Ed Ag Science Capital 2024	Board of Ed Capital Reserve 2024
Education	Cafeteria Expansion	\$0.00										
Education	Ledyard High School Parking Lot	\$0.00										
Education	roof at LHS	\$15,000.00										\$15,000.00
Education	garage at LHS	\$15,000.00										\$15,000.00
Education	Ledyard High School LL Locker Room Renovations	\$0.00										
Education	Restroom and Athletic Storage Building	\$0.00										
Education	Replacement	\$0.00										
Education	Replacement Truck	\$80,000.00										\$80,000.00
Education	Field Scoreboard Replacement	\$0.00										
Education	Field Drainage	\$0.00										
Education	Resurface Tennis Courts	\$0.00										
Education	Room Upgrade	\$0.00										
Education	Renovation	\$0.00										
Education	Canopy	\$44,000.00										\$44,000.00
Education	Classroom	\$50,000.00										\$50,000.00
Education	Gales Ferry / Juliet Long School Outdoor Classroom	\$50,000.00										\$50,000.00
Education	repairs	\$7,500.00										\$7,500.00
Education	Ledyard High School Media Center Roof Replacement	\$0.00										
Education	House	\$25,000.00										\$25,000.00
Education	Masonry Repairs	\$20,000.00								\$20,000.00		
Education	Fields Yearly Maintenance and Upgrade	\$7,500.00								\$7,500.00		
Education	Repair	\$4,000.00								\$4,000.00		
Education	LHS ADA hardware upgrade	\$3,000.00								\$3,000.00		
Education	Playground Pavement	\$0.00										
Education	Surfaces	\$0.00										
Education	Ledyard High School Main Gym ceiling renovation	\$0.00										
Education	Ledyard High School Aux Gym Padding Replacement	\$0.00										
Education	Ledyard High School gym dividing wall replacement.	\$0.00										
Education	Ledyard High School Gym Bleacher Replacement	\$0.00										
Education	Long School Fire Alarm Upgrade	\$0.00										



Department	Request Title	Total 2024	Taxes - 2024	P & R Conveyance - 2024	Public Works Conveyance - 2024	Town Aid Road 2024	Municipal Grant In Aid - 2024	LOCIP Grant 2024	Other Grants 2024	Board of Ed Operating Budget 2024	Board of Ed Ag - Science Capital 2024	Board of Ed Capital Reserve 2024
Education	Labs upgrades	\$100,000.00	\$100,000.00									
Education	Replacement of lockers at Ledyard High School	\$0.00										
Education	the original section of Ledyard High School.	\$165,000.00	\$165,000.00									
Gales Ferry Fire Company	Firefighters' emergency use radios (walkie-talkies)	\$5,000.00	\$5,000.00									
Gales Ferry Fire Company	Apparatus (SCBA)	\$13,000.00	\$13,000.00									
Gales Ferry Fire Company	Air Bottles	\$3,000.00	\$3,000.00									
Gales Ferry Fire Company	replacement	\$1,000.00	\$1,000.00									
Gales Ferry Fire Company	fire fighting equipment	\$3,000.00	\$3,000.00									
Gales Ferry Fire Company	Hose, fire	\$4,000.00	\$4,000.00									
Gales Ferry Fire Company	Station emergency generator	\$8,000.00	\$8,000.00									
Gales Ferry Fire Company	Compressor, Breathing Air	\$12,000.00	\$12,000.00									
Gales Ferry Fire Company	clothing (PPE)	\$13,000.00	\$13,000.00									
Gales Ferry Fire Company	Jaws of Live	\$4,000.00	\$4,000.00									
Historic Districts	external improvements	\$10,000.00	\$10,000.00									
Historic Districts	Water Powered Up-Down Sawmill and Shop	\$0.00	\$0.00									
Ledyard Fire Company	Radio's and Pagers	\$5,000.00	\$5,000.00									
Ledyard Fire Company	SCBA Replacement	\$12,000.00	\$12,000.00									
Ledyard Fire Company	Battery Vent Fan	\$1,000.00	\$1,000.00									
Ledyard Fire Company	Hurst Pump/Tool Replacement	\$6,000.00	\$6,000.00									
Ledyard Fire Company	Fire Hose replacement	\$4,000.00	\$4,000.00									
Ledyard Fire Company	Firefighter Personal Protective Equipment	\$10,000.00	\$10,000.00									
Library	Computer Replacement Reserve	\$4,000.00	\$4,000.00									
Library	Bill Library addition feasibility study	\$0.00										

Department	Request Title	Total 2024	Taxes - 2024	P & R Conveyance - 2024	Public Works Conveyance - 2024	Town Aid Road 2024	Municipal Grant In Aid - 2024	LOCIP Grant 2024	Other Grants 2024	Board of Ed Operating Budget 2024	Board of Ed Ag - Science Capital 2024	Board of Ed Capital Reserve 2024
Mis	Computer & Server Replacement Fund	\$40,000.00	\$40,000.00									
Parks And Recreation	Clark/ Purdy Field Upgrades	\$8,000.00		\$8,000.00								
Parks And Recreation	Judge Crandall Irrigation	\$5,000.00		\$5,000.00								
Parks And Recreation	Tree Removal	\$10,000.00		\$10,000.00								
Parks And Recreation	Replace Gales Ferry Community Center Ramp	\$8,000.00		\$8,000.00								
Parks And Recreation	Depta top-dressing and sod penalty areas	\$25,000.00		\$25,000.00								
Parks And Recreation	Park Furnishings	\$25,000.00		\$25,000.00								
Parks And Recreation	Lantern Hill Valley Park	\$57,310.00		\$57,310.00								
Parks and Recreation	Colonel Ledyard Park Basketball/ Tennis Courts	\$5,000.00		\$5,000.00								
Parks and Recreation	Judge Crandall Hurricane gutters and building repairs	\$25,940.00		\$25,940.00								
Police	Duty Weapon Replacement	\$0.00	\$0.00									
Police	Police Psychological Exam Reserve	\$1,250.00	\$1,250.00									
Police	Police Body Worn Cameras	\$7,050.00	\$7,050.00									
Police	Police Vehicles	\$94,343.00	\$94,343.00									
Police	Accreditation Reserve	\$1,000.00	\$1,000.00									
Public Works	Municipal Building Reserve Fund	\$150,000.00	\$150,000.00									
Public Works	Lantern Hill Road Bridge Replacement	\$1,075,000.00							\$1,075,000.00			
Public Works	Colonel Ledyard Highway Multi-Use Pathway	\$1,080,000.00							\$1,080,000.00			
Public Works	Road Restoration Fund	\$982,000.00	\$300,562.00			\$147,889.00	\$421,085.00	\$112,464.00				
Public Works	Pooled Vehicle Reserve Fund	\$5,000.00	\$5,000.00									

Department	Request Title	Total 2024	Taxes - 2024	P & R Conveyance - 2024	Public Works Conveyance - 2024	Town Aid Road 2024	Municipal Grant In Aid - 2024	LOCIP Grant 2024	Other Grants 2024	Board of Ed Operating Budget 2024	Board of Ed Ag - Science Capital 2024	Board of Ed Capital Reserve 2024
Public Works	Light Equipment Reserve Fund	\$15,000.00	\$15,000.00									
Public Works	Small Truck Reserve Fund	\$29,000.00	\$29,000.00									
Public Works	Large Truck Reserve Account	\$175,000.00	\$175,000.00									
Public Works	Heavy Equipment Reserve Fund	\$85,000.00	\$40,000.00		\$45,000.00							
Town Clerk	ADA compliance	\$2,500.00	\$2,500.00									
<b>Totals</b>		<b>\$5,285,423.00</b>	<b>\$1,653,735.00</b>	<b>\$169,250.00</b>	<b>\$45,000.00</b>	<b>\$147,889.00</b>	<b>\$421,085.00</b>	<b>\$112,464.00</b>	<b>\$2,155,000.00</b>	<b>\$166,500.00</b>	<b>\$128,000.00</b>	<b>\$286,500.00</b>

**2:10 p.m.**

### **Budget Work**

During the work sessions the Finance Committee asked questions about line items in each category in the department's budget. The Committee also explained to each Department that should there be any changes in State Revenues proposed by the Governor's Budget, that they may want to meet again with the Finance Committee to offer alternatives, suggestions and recommendations as the Finance Committee works to put forwarded a recommended Fiscal Year 2023/2024 Budget.

The Finance Committee also noted during their review of the information provided by the Departments; that they were pleased to see that Staff worked to off-set General Government contractual increases with reductions in other expenses and to find efficiencies. The Committee commented that considering the current inflationary environment the Mayor and his staff have done a good job to proposed a reasonable Fiscal Year 2023/2024 Budget. .

### **IV. ADJOURNMENT**

The Fiscal Year 2023/2024 Budget Work Session adjourned at 2:12 p.m.

Respectfully submitted,

William D. Saums  
Committee Chairman  
Finance Committee



**TOWN OF LEDYARD**  
CONNECTICUT  
TOWN COUNCIL  
HYBRID FORMAT

741 Colonel Ledyard Highway  
Ledyard, CT 06339

860 464-3203  
Roxanne Maher

Chairman Kevin J. Dombrowski

**MINUTES**  
**FINANCE COMMITTEE**  
**SPECIAL MEETING**

Wednesday, March 21, 2023

5:00 PM

Annex Meeting Room - Video Conference

**DRAFT**

- I. CALL TO ORDER - The Meeting was called to order by Councilor Saums at 5:00 p.m. at the Council Chambers Town Hall Annex Building.

Councilor Saums welcomed all to the Hybrid Meeting. He stated for the Town Council Finance Committee and members of the Public who were participating via video conference that the remote meeting information was available on the Agenda that was posted on the Town's Website – Granicus-Legistar Meeting Portal.

II. ROLL CALL

Attendee Name	Title	Status	Location	Arrived	Departed
Andra Ingalls	Town Councilor	Present	In-Person	5:00 pm	6:46 pm
Tim Ryan	Town Councilor	Present	In-Person	5:00 pm	6:46 pm
Bill Saums	Town Councilor	Present	Remote	5:00 pm	6:46 pm
Mary McGrattan	Town Councilor	Present	Remote	5:00 pm	6:46 pm
Gary Paul	Town Councilor	Present	Remote	5:00 pm	6:46 pm
S. Naomi Rodriguez	Town Councilor	Present	In-Person	5:00 pm	6:00 pm
Fred Allyn, III	Mayor	Present	In-Person	5:00 pm	6:46 pm
Matt Bonin	Finance Director	Present	In-Person	5:00 pm	6:46 pm
Don Steinhoff	Administrator of Human Resources	Present	In-Person	5:00 pm	6:11 pm
Steve Holyfield	Administrator Emergency Services	Present	Remote	5:00 pm	5:18 pm
Penny Newbury	The Arc of Eastern Connecticut	Present	In-Person	5:00 pm	5:36 pm
Roxanne Maher	Administrative Assistant	Present	Remote	5:00 pm	6:46 pm

III. RESIDENTS AND PROPERTY OWNERS COMMENTS - None.

IV. PRESENTATIONS/INFORMATIONAL ITEMS – None.

IV. REVIEW AND APPROVAL OF PRIOR MEETING MINUTES

MOTION to approve the Regular Meeting Minutes of March 1, 2023  
Moved by Councilor Ingalls, seconded by Councilor Ryan

VOTE: 3 – 0 Approved and so declared

**RESULT: RECOMMEND TO APPROVE 3 – 0****MOVER:** Tim Ryan, Town Councilor**SECONDER:** Andra Ingalls, Town Councilor**AYES:** Ingalls, Ryan, Saums

## V. FINANCE DIRECTOR'S REPORT

Finance Director Matthew Bonin stated he provided an updated spreadsheet regarding the American Rescue Plan Act Projects for discussion later this evening.

## VI. FINANCIAL REPORTS – None.

## VIII. OLD BUSINESS

Capital Improvement Plan (CIP) and Capital Non-Recurring (CNR) Fund based on the *American Rescue Act* Funding (ARPA) and the process to approve ARPA Projects and expend ARPA Funding.

The Finance Committee reviewed the status of the ARPA Funded Projects as noted below:

**Total ARPA Allocation: 4,327,093.49**

Request Title	Department	Approval Process	Date	ARPA Funds Appropriated	ARPA Funds Expended FY'22	ARPA Funds Expended FY'23	Total ARPA Funds Expended	ARPA Funds Remaining	Status	Notes
Sewer Line Extension Phase I	WPCA	Town Council Action	04/27/22	1,200,000.00	-	85,200.00	85,200.00	1,114,800.00	In Progress	need to verify - all Sewer Feasibility expenses
Sewer Line Extension Phase III	WPCA	Budget Referendum	05/17/22	950,000.00	-	-	-	950,000.00	Not Started	
Funding for youth mental health clinicians	Youth Services	Budget Referendum	05/17/22	190,000.00	-	4,661.75	4,661.75	185,338.25	In Progress	
Skid Mounted Sewer Pumps	WPCA	Town Council Action	04/27/22	175,000.00	2,234.60	113,943.80	116,178.40	58,821.60	In Progress	
Ledyard Up/Down Sawmill	Historic Districts	Budget Referendum	05/17/22	125,000.00	-	3,000.00	3,000.00	122,000.00	In Progress	
Road Restoration Fund	Public Works	Budget Referendum	05/17/22	114,885.00	-	114,885.00	114,885.00	-	Completed	
Housing Rehab Grant - additional funding	Land Use / Planning	Town Council Action	12/08/21	100,000.00	-	5,913.90	5,913.90	94,086.10	In Progress	
Emergency Services Building HVAC system replacement	Public Works	Town Council Action	02/08/23	200,000.00	-	95,000.00	95,000.00	105,000.00	In Progress	

Park & Rec / Senior Center HVAC system replacement	Public Works	Town Council Action	02/08/23	155,000.00	-	74,943.58	74,943.58	80,056.42	In Progress	
Town Hall HVAC system replacement	Public Works	Town Council Action	04/13/22	80,000.00	-	67,728.06	67,728.06	12,271.94	In Progress	
Town Green Upgrade Project	Public Works	Town Council Action	02/09/22	75,000.00	49,154.50	25,845.50	75,000.00	-	Completed	
Replace Dispatch Stations (2) in EOC	Emergency Management	Budget Referendum	05/17/22	75,000.00	3,854.38	56,632.60	60,486.98	14,513.02	Completed	
Playscape Replacement at 13 Winthrop, Gales Ferry	Park & Rec	Budget Referendum	05/17/22	60,000.00	-	27,296.00	27,296.00	32,704.00	In Progress	
Erickson Park Enhancements	Park & Rec	Budget Referendum	05/17/22	55,000.00	-	-	-	55,000.00	Not Started	
Concrete Floor - Pole Barn	Public Works	Town Council Action	12/08/21	100,000.00	-	100,000.00	100,000.00	-	Completed	
Police Radio Interoperability	Police	Budget Referendum	05/17/22	46,125.00	-	-	-	46,125.00	Not Started	
Ledge Light Health District - support COVID initiatives	Finance	Town Council Action	01/26/22	43,270.00	-	43,270.00	43,270.00	-	Completed	
Nathan Lester House repairs	Historic Districts	Budget Referendum	05/17/22	40,000.00	-	7,449.00	7,449.00	32,551.00	In Progress	
LED Sign Panel, Gales Ferry	Mayors office	Budget Referendum	05/17/22	35,000.00	-	-	-	35,000.00	In Progress	Bid awarded
LED Sign Panel, Ledyard Center	Mayors Office	Budget Referendum	05/17/22	35,000.00	-	-	-	35,000.00	In Progress	Bid awarded
Sidewalk Infill in Ledyard Center	Public Works	Budget Referendum	05/17/22	35,000.00	-	-	-	35,000.00	Not Started	
Add Sidewalks in Gales Ferry	ON HOLD	Budget Referendum	05/17/22	35,000.00	-	-	-	35,000.00	Not Started	
Replace Food Pantry Roof	Mayors office	Budget Referendum	05/17/22	25,000.00	-	8,700.00	8,700.00	16,300.00	Completed	
Exterior Doors (TH and Annex) w/ Electronic Locking Systems	Public Works	Budget Referendum	05/17/22	23,000.00	-	-	-	23,000.00	Not Started	
Electric Vehicle charging stations	Mayors Office	Budget Referendum	05/17/22	20,000.00	-	-	-	20,000.00	Not Started	
Vinyl Re-siding of Food Pantry	Mayors office	Budget Referendum	05/17/22	17,500.00	-	-	-	17,500.00	Not Started	
Gales Ferry Corridor Study	Land Use / Planning	Budget Referendum	05/17/22	15,000.00	-	-	-	15,000.00	Not Started	
TVCCA - Commissary project	Finance	Town Council Action	12/08/21	15,000.00	-	15,000.00	15,000.00	-	Completed	
Solar Charging Stations	Mayors office	Budget Referendum	05/17/22	12,000.00	-	5,496.00	5,496.00	6,504.00	In Progress	Units purchased - awaiting install
Added ClearGov Modules	MIS	Budget Referendum	05/17/22	10,500.00	-	10,500.00	10,500.00	-	Completed	
Parks and Rec Summer Scholarships	Parks and Recreation	Budget Referendum	05/17/22	10,000.00	2,087.50	-	2,087.50	7,912.50	In Progress	
Homeless Hospitality Center of New	Finance	Budget Referendum	05/17/22	10,000.00	-	10,000.00	10,000.00	-	Completed	

London										
Replace Firehouse software	AES	Budget Referendum	05/17/22	8,000.00	-	8,000.00	8,000.00	-	Completed	
Automated Doors - Senior Center	Public Works	Budget Referendum	05/17/22	5,000.00	-	-	-	5,000.00	Not Started	
Replace brackets on streetlight poles	Public Works	Town Council Action	04/27/22	2,520.00	2,476.84	43.16	2,520.00	-	Completed	
Install WI-FI in Food Pantry	MIS	Budget Referendum	05/17/22	2,500.00	2,640.76	-	2,640.76	(140.76)	Completed	
Balance of funding for Owl Pro	MIS	Town Council Action	12/08/21	831.00	831.00	-	831.00	-	Completed	
<b>TOTALS</b>		Total Committed		<b>4,101,131.00</b>						
		Total Expended			63,279.58	883,508.35	946,787.93			
		Total Uncommitted		<b>225,962.49</b>						

- Committed Remaining

**225,962.49** Uncommitted Balance

- Completed to be reallocated

**3,154,343.07** proof

original approval was \$55,000 - additional \$45,000 approved by Town Council 10/12/22

**RESULT: CONTINUED**

**Next Meeting: 04/05/2023 5:00 p.m.**

## VII. NEW BUSINESS

1. MOTION to recommend the Town Council authorize the Mayor to submit a grant through the FEMA Assistance to Firefighters Grant Program in the amount of \$298,210.52 with the local matching amount of \$14,200.52 for the acquisition of new portable and mobile radios for the fire departments.

Moved by Councilor Ingalls, seconded by Councilor Ryan

Discussion: Councilor Saums provided some background stating last year Ledyard applied for this FEMA Assistance to Firefighters Grant Program to obtain funding to purchase new portable and mobile radios for the fire departments that would bring town's radios up to same system as the State's Radio System, which would allow them to communicate with surrounding towns as well as the State. He stated the local match of \$14,200.52 would come from the LVES Fund (formerly Fund 24), noting that this

funding was previously set-a-side for this type of use. He stated if the town's grant application does not get approved that they could continue to apply each year until they are awarded the grant funding.

Administrator of Emergency Services Steve Holyfield stated this was the third year he has applied for FEMA Assistance to Firefighters Grant to purchase radio equipment. He stated feedback from FEMA indicated that Ledyard's Grant Application was well written, and they received the maximum number of points to be approved. However, he explained the reason Ledyard's Grant Application has not been approved was because the age of the other municipalities' radios that they were competing with were older than Ledyard's radios. He stated FEMA has encouraged him to continue to apply for the Grant. He stated their local match of \$14,200.52 has already been transferred from the LVES Fund to a Capital Non-Recurring (CNR) to purchase the radios when they do finally receive the FEMA Grant.

VOTE: 3 – 0 Approved and so declared

**RESULT: RECOMMEND TO APPROVE 3 – 0**

**MOVER:** Andra Ingalls, Town Councilor

**SECONDER:** Bill Saums, Town Councilor

**AYES:** Ingalls, Ryan, Saums

2. MOTION to recommend the Town Council authorize the Mayor to submit a grant request through the FEMA Assistance to Firefighter's Grant program in the amount of \$97,585.00 and a town matching amount of \$4,646.90 for the purpose of acquiring a new Breathing Air Compressor and Cascade System for the Ledyard Fire Company.

Moved by Councilor Ryan, seconded by Councilor Ingalls

Discussion: Councilor Saums provided some background stating that the town has applied for this FEMA Assistance to Firefighters Grant in years past to purchase a Breathing Air Compressor and Cascade System for the Ledyard Center Fire Department. However, he stated because they did not receive the grant last year that the Fire Department was looking to reapply this year.

Councilor Saums went on to explain that the Breathing Air Compressor and Cascade System was the equipment the Fire Departments used to refill their oxygen cylinders. He stated currently the Gales Ferry Fire Department has Breathing Air Compressor and Cascade System, however, the Ledyard Center Fire Department does not. Therefore, he stated Ledyard had to transport their empty oxygen cylinders to Gales Ferry to fill them. He stated this involved a considerable amount of time, effort, and money. Therefore, he stated the Ledyard Center Fire Department was looking to apply for a FEMA Assistance to Firefighter's Grant program in the amount of \$97,585.00 with a local match in the of \$4,646.90 to purchase a Breathing Air Compressor and Cascade System for the Ledyard Center Fire Department. He stated for a local match of \$4,656.90 to purchase \$100,000 piece of equipment was a good deal for the town.

Administrator of Emergency Services Steve Holyfield explained that the Ledyard Center



Fire Department had a Cascade System on their Rescue Truck, which was a device that had multiple cylinders of air that had different pressures in them. He stated, as Councilor Saums explained, the Ledyard Center Fire Department had to transport their Cascade System to the Gales Ferry Fire Department to fill their cylinders, noting that this took the paid Firefighters out of Ledyard Center for about one-hour. He stated one of his goals was to not have one of the career Firefighters tied up at another Fire Station to fill cylinders, so that if there was a call that they could be deployed from the location of where they should be deployed from. He stated that keeping the paid Ledyard Center Firefighters on the Ledyard side of town made sense in terms of safety. He explained the long-term Apparatus Replacement Schedule does not replace the Rescue Truck once the truck was retired from the fleet. Therefore, he stated they had concerns with how they would transport the cylinders to Gales Ferry to fill them without the Rescue Truck. He stated that he also had concerns about asking volunteers who have already given 2 – 3 hours of their own time training until 9:00 p.m. or 10:00 p.m. to bring the equipment to the Gales Ferry Fire Station, noting that this could be a problem both for access the Gales Ferry Fire Department building and because of the transport and time constraints. He stated the volunteers were already in Ledyard Center participating in a 2 - 3-hour training in the evening at their own cost, and spending time away from their family. Therefore, he stated it would be a good investment to have the Breathing Air Compressor and Cascade System at the Ledyard Center Fire Department.

Mr. Holyfield went on to address last year's FEMA Grant Application to purchase the Breathing Air Compressor and Cascade System for the Ledyard Center Fire Department. He stated although Ledyard's Application was not approved last year that the feedback from FEMA said that the Application was well written, and they received maximum points. However, he stated the reason they were not approved was based on their call volume. He explained that these FEMA Firefighter Grants were a competitive process and that if another town/fire department had a higher call volume than Ledyard, that their Grant Application would be approved before Ledyard's application.

Councilor Ingalls questioned the funding source for the required \$4,646.90 local match. Mr. Holyfield stated that Ledyard Center Fire Chief Jon Mann included the \$4,646.90 required for the town's local match to purchase the Breathing Air Compressor and Cascade System in the Fire Department's New Equipment Capital Improvement Plan (CIP).

VOTE: 3 – 0 Approved and so declared

<b>RESULT: RECOMMEND TO APPROVE 3 – 0</b>	
<b>MOVER:</b>	Tim Ryan, Town Councilor
<b>SECONDER:</b>	Andra Ingalls, Town Councilor
<b>AYES:</b>	Ingalls, Ryan, Saums

The Finance Committee agreed to move up The Arc of Eastern Connecticut's Neighborhood Assistance Act Program Project request (previously items #5 & #6) to their next items of business and to renumber the remaining agenda items accordingly.

3. MOTION to recommend the Town Council approve the following proposed project to be eligible for Neighborhood Assistance Act (NAA) tax credits.
- The ARC of Eastern Connecticut County to replace windows at the Group Residence located at 1671 Center Groton Road, Ledyard estimated cost \$26,872.00.

Moved by Councilor Ryan, seconded by Councilor Ingalls

Discussion: Councilor Saums noted that Arc of Eastern Connecticut Penny Newbury, Director of Grants and Communications, was present this evening and he deferred to Ms. Newbury to present her organization's request.

The Arc of Eastern Connecticut Penny Newbury, Director of Grants and Communications, stated that The ARC of Eastern Connecticut, was a 501(c) non-profit organization that serves to advocate and support people with intellectual and developmental disabilities across the entire region. She stated that ARC was seeking support from the Town of Ledyard to apply for the 2023 Neighborhood Assistance Act Program to support a project in the amount of \$26,872.00 to replace the windows at their group residence located at 1671 Center Groton Road, Ledyard, which provided round the clock support to six clients with intellectual and developmental disabilities, noting that some have limited mobility and/or were older.

Ms. Newbury went on to explain that the State Department of Revenue Services in conjunction with large corporations in the State of Connecticut developed a Neighborhood Assistance Act (NAA) which provides a tax credit to businesses that make donations to nonprofits for projects approved by their local governments. She stated the Town approved this window replacement project for The ARC of Eastern Connecticut last year, however, the timing was very close to the deadline and that the project was not eligible for the application by the time all of the paperwork was completed. Therefore, she stated that they were getting an earlier start this year, noting that they have already identified a couple of potential partners for their window replacement project. She stated the total project cost was 31,872 with The ARC of Eastern Connecticut contributing \$5,000 to the project, noting that the NAA credit request was for \$26,872; and that there was no cost to the town. She concluded by explaining for The ARC to be eligible for the NAA Program that the Town was required to hold a Public Hearing regarding the proposed project.

The Finance Committee stated that they appreciated the work that The ARC of Eastern Connecticut provided to the region.

VOTE: 3 – 0 Approved and so declared

**RESULT: RECOMMEND TO APPROVE 3 – 0**

**MOVER:** Tim Ryan, Town Councilor

**SECONDER:** Andra Ingalls, Town Councilor

**AYES:** Ingalls, Ryan, Saums

4. MOTION to recommend the Town Council set a Hybrid (In-Person & Video Conference) Public Hearing date for April 12, 2023 at 6:15 p.m. to be held in the Council Chambers, 741 Colonel Ledyard Highway, to receive comments and recommendations regarding the following proposed project to be eligible for Neighborhood Assistance Act (NAA) tax credits.

- The ARC of Eastern Connecticut to replace windows at the Group Residence located at 1671 Center Groton Road, Ledyard estimated cost \$26,872.00.

Moved by Councilor Ingalls, seconded by Councilor Ryan

Discussion: Councilor Ingalls noted as discussed in item #3 above, the only involvement for the town was to vet the project and to conduct Public Hearing for the agency to be eligible to participate in the NAA program.

Councilor Ingalls went on to note the second half of this motion was to change the time of the Public Hearing that the Town Council had previously set to receive comments on the proposed revisions to Ordinance #100-016 (rev 1) "*An Ordinance Combining Parks And Recreation Commission and Senior Citizens Commission for the Town of Ledyard*" so that they could publish one Legal Notice for both the NAA Program and the Ordinance to save money for the cost the legal ad.

VOTE: 3 – 0 Approved and so declared

**RESULT: RECOMMEND TO APPROVE 3 – 0**

**MOVER:** Andra Ingalls, Town Councilor

**SECONDER:** Bill Saums, Town Councilor

**AYES:** Ingalls, Ryan, Saums

5. MOTION to recommend the Town Council approve a tax refund in the amount of \$9,075.43 exceeding \$2,400.00 in accordance with tax collector departmental procedures.

Marshall Retail Group - Tanger Outlet c/c adjustment - \$9,075.43.

Moved by Councilor Ingalls, seconded by Councilor Ryan

Discussion: Councilor Saums stated in accordance with policies established for the Tax Collection Department, refunds to taxpayer exceeding \$2,400 are to be approved by the Town Council.

The reason for the refund was because after the Marshall Retail Group paid the taxes owed for the year (2018) they went out of business. Therefore, a refund plus the interest accrued was owed to them.

VOTE: 3 – 0 Approved and so declared

**RESULT: RECOMMEND TO APPROVE 3 – 0**

**MOVER:** Andra Ingalls, Town Councilor

**SECONDER:** Bill Saums, Town Councilor

**AYES:** Ingalls, Ryan, Saums

6. MOTION to recommend the Town Council authorize the expenditure of up to \$25,000 from Account # 21090305-58920 (Acquisition of Open Space) for the demolition, waste fees, well abandonment and septic abandonment at 334 Colonel Ledyard Highway.

In addition, upon the sale of property at 332 Colonel Ledyard Highway, authorize the appropriation of the same expended amount back to Account #21090305-58920 (Acquisition of Open Space).

The aforementioned to be done in preparation of transfer of ownership to Avalonia Land Conservancy for parking for the Founder's Preserve.

Moved by Councilor Ryan, seconded by Councilor Ingalls

Discussion: Councilor Saums provided some background noting that during the past three years the Town has acquired the following properties:

- 334 Colonel Ledyard Highway thru a Foreclosure (approximately 96.52+/- acres); and
- 332 Colonel Ledyard Highway thru a Blight Lien deed in lieu of foreclosure (January 25, 2023)

Councilor Saums explained at a Special Town Meeting held on October 29, 2020 the townspeople approved to convey the transfer town-owned property located at 334 Colonel Ledyard Highway, Ledyard, approximately 96.52 +/- acres (Founders Preserve) to the Avalonia Land Conservancy to remain open to the public for passive recreation and to be protected in perpetuity under the Conservancy's care. However, he stated to date the property transfer has not taken place because there was not adequate access to the Founders Preserve property (334 Colonel Ledyard Highway) due in part to a boundary line adjustment made by the prior developer of the so-called "*Founders Preserve*", noting that the property was partially landlocked.

Mayor Allyn, III, explained that the town would be working to return the property boundary lines for 334 Colonel Ledyard Highway back to the original property lines, which would return a portion of the property where the detached two car garage currently sits back to the property located at 332 Colonel Ledyard. He stated by separating 332 Colonel Ledyard Highway from the Founders Preserve and conveying 334 Colonel Ledyard Highway to Avalonia Land Conservancy that Avalonia would gain access to the property and enough space for a parking area for about 12 cars. However, he stated that Avalonia Land Conservancy cannot accept a property with a structure; and therefore, the town would demolish the house, noting that the structure was unsafe and had rotted floor joists, and that they would also remote the associated structures prior to the conveyance of the property. He stated once the boundary lines were returned to their original property lines (as shown in the last map dated October 2002), the town planned to sell the property located at 332 Colonel Ledyard Highway to recover some of the back taxes that were lost on both Colonel Ledyard Highway properties: 334 (foreclosure) & 332 (blight lien and taxes) and to reimburse the Open Space Fund.

Mayor Allyn went on to explain that 332 Colonel Ledyard Highway was a blighted property. He stated in accordance with Ordinance #300-012 (rev.1) "*An Ordinance Concerning Blight and Public Nuisance for the Town of Ledyard*" the Town filed Blight Liens on the property five separate times. He stated four times the property owner paid the Blight Liens, however, he stated when the town filed the fifth Blight Lien the property owner offered the

town the deed in lieu of foreclosure on January 25, 2023. He stated the current bill for 332 Colonel Ledyard Highway was as follows: Blight Lien \$1,200 & one year of taxes which was approximately \$5,000. He stated the town expected that the sale of 334 Colonel Ledyard Highway would generate more than the \$6,200 owed, plus some of the money that was owed for the Founders Preserve.

Mayor Allyn continued by explaining that the Founders Preserve was a subdivision on paper only, that was foreclosed on when the real-estate market crashed in 2008, explaining that although there were tax bills associated with the 24-26 lots, that there was never any infrastructure that the town had to care for. He stated this was a good opportunity in terms of gaining access to the Founders Preserve that would work for Avalonia Land Conservancy, and its visitors, as well as the surrounding neighbors and area.

VOTE: 3 – 0 Approved and so declared

**RESULT: RECOMMEND TO APPROVE 3 – 0**

**MOVER:** Tim Ryan, Town Councilor

**SECONDER:** Andra Ingalls, Town Councilor

**AYES:** Ingalls, Ryan, Saums

7. Fiscal Year 2023/2024 Proposed Budget

Councilor Saums stated based on their work to-date that the proposed Fiscal Year 2023/2024 stands as follows:

- Total Budget \$65,476,753 comprised of:
- General Government Budget of: \$29,568,385
- Board of Education of: \$35,908,368

The Finance Committee discussed their Budget Work Sessions with the Department Heads that were held on March 9, 13, & 20, 2023 and potential additional adjustments to the proposed Fiscal Year 2023/2024 Budget in preparation to present a preliminary budget to residents at the Public Hearing in April, per the Town Charter.

Councilor Saums noted that Councilor McGrattan, Liaison to the Library Commission, contacted him earlier today regarding the Library's current year's (Fiscal Year 2022/2023) budget. He stated at their March 20, 2023 meeting the Library Commission noted that their Operating Account #10150101-56100 only had an unencumbered balance of \$2.37, noting that they still had three months remaining for this year. He stated in reviewing the budget history that they have been reducing the Library's Operating budget over the past few years. He stated in speaking with Library Director Jennifer Smith that she indicated that the Library had some additional expenses this year. He noted that Ms. Smith stated that the Library planned to use funding from a non-taxpayer source for the remainder of this year, should they need to.

The Finance Committee noted that they met with the Library yesterday to review their proposed Fiscal Year 2023/2024 Budget; and they questioned the reason this year's operations account shortfall was not brought up during the Budget Work Session.

Councilor Ingalls expressed concern about increasing a budget line for next fiscal year without knowing the reason the Operating Account has already been exhausted for this year. Councilor Saums stated that they could leave the Library's Operating Account #10150101-56100 as proposed for now and make an adjustment after the April 17, 2023 Public Hearing if they receive more information. Finance Director Matthew Bonin stated that he spoke with Library Director Jennifer Smith this morning about submitting a request with the justification to the Finance Committee to over expend the Library's Operating Account #10150101-56100 to finish out this fiscal year (2022/2023).

Mayor Allyn addressed the Library's use of non-tax dollars stating that they used funding from the *Friends of the Library* to purchase a copier for the Bill Library about ten years ago. He stated the copier was now at the end of its useful life and the Commission was wondering where they were going to get \$10,000 - \$15,000 to purchase a new copier. He stated that a Commission should not be involved with things like the copier noting that the town was currently leasing seven copiers (approximate cost \$200 per month/per copier) and that the town could add two more copiers to their lease (one for the Bill Library and one for the Gales Ferry Library). He stated the copier leases include service, toner replacement, and other supplies, etc., the copiers were network and so Ricco knows the copy count and they automatically send the toner, etc., noting that currently the Library had to purchase their toner cartridges which cost about \$200 per toner. He stated Executive Assistant Kristen Chapman has contacted Ricco to inquire about the cost to add two more copiers (one for Bill Library and one for the Gales Ferry Library). He stated although the Library Commission has not yet agreed for the town to lease the copiers that he hoped the Commission would understand the value of having a leased machine. He suggested the Finance Committee consider including funding to lease two more copiers for the Library in the upcoming Fiscal Year 2023/2024 Budget.

Councilor Ingalls questioned what the Library charged for the public to make copies. Mayor Allyn stated that he would ask the Library what they charged for copies for the for the next Finance Committee.

Councilor Ryan stated that it was hard to find any questionable areas in the proposed Fiscal Year 2023/2024 Budget. However, he stated that he would have liked to see the Education budget increase more in-line with the General Government's budget increase, noting that the Board of Education's increase was nearly twice the amount of the General Government's budget increase. He noted the Board of Education's Contingency Plan, should budget reductions be required, and he stated that 73.8% was Salary & Wages, which meant that 22% or \$9 million of the Board of Education's budget was "Other". Therefore, he stated that perhaps there was some flexibility in the Board of Education's \$9 million "Other" category where they could make some adjustments without cutting staff. He stated that he realized that the Town Council cannot get into that level of granularity, however, he stated perhaps it could happen as a discussion. He again stated that he would have liked to see the Education budget increase more in-line with the General Government's budget increase.

Councilor Ryan went on to comment that he had concerns regarding some of the Revenues, specifically the following:

- ***Nursing Revenue*** – Councilor Ryan stated the Nursing revenue had a \$200,000 drop and he questioned the reason for the significant decrease. Mayor Allyn explained that over the past several years the Nursing Revenues have been struggling, not from the lack of effort, but for the simple fact that Yale New Haven Health and Hartford Health were in Southeastern Connecticut’s Market and they were gobbling up the market share. He stated the Nursing Department was seeing revenues erode quickly, noting that their revenues that were projected to be \$800,000 for the current fiscal year, were tracking significantly lower than the amount budgeted, noting that the revenues received to date were \$357,005. He stated that he and Finance Director Matthew Bonin have been reviewing the Nursing Revenue History as well as tracking the current year’s revenue, noting that the revenue has been declining since 2016.
- ***Non-Resident Tuition and Agri-Science Tuition*** - Councilor Ryan stated these two revenue lines had a precipitous drop (\$123,000 decrease). Finance Director Matthew Bonin stated according to the Board of Education these two revenue lines were difficult to project because of students coming-in or out of the programs. He stated last year the Board of Education’s revenue in these two categories fell short of the projections. Councilor Ryan stated that there must be a reason for the drop in these two revenues; and he stated that he would have liked to hear the reasoning from the Board of Education as to why the revenues dropped. Mayor Allyn noted that he would be meeting with Superintendent of Schools Jason Hartling tomorrow and that he would ask about these two revenues.
- ***Building Department Revenues*** - Mayor Allyn stated the Building Department’s revenues were coming in higher than budgeted for the current year (Fiscal Year 2022/2023). He stated although he increased the projected revenues for the Building Department in the proposed Fiscal Year 2023/2024 Budget that he did not go as high as they expected to collect for this current year (Fiscal Year 2022/2023). He also stated they were looking to revise the Building Department’s fee schedule.

The Finance Committee discussed expenditures as follows:

- ***Capital Improvement Plan (CIP)*** - Councilor Ryan addressed the Capital Improvement Plan (CIP) which included \$1.6 million to be paid by the taxpayers noting that this was \$600,000 more than the current fiscal year. He stated the CIP may be an area of the budget where they could find some savings, noting that the other parts of budget were dictated by contractual agreements. He went on to state that during the budget process and throughout the year they have discussed the Capital Reserve Fund allocations for the Fire Apparatus Replacement Schedule, Road Restoration, Public Works Large Trucks Reserve/Replacement Schedule, noting that smaller amounts of money were budgeted over multiple years so that when it was time to replace the equipment the funding was available.

Councilor Ryan went on to note the proposed Fiscal Year 2023/2024 Capital Improvement Plan included \$265,000 for Classroom Upgrades and the High School Science Labs Upgrades. He suggested, as the Mayor has done with the General Government’s Capital Reserve Funds for the replacement of large equipment and

other expenses, that they consider reducing the funding for the classroom upgrades and budget a smaller amount over a couple of years, rather than fund the entire classroom upgrade projects in one year. He stated perhaps that they could do a percentage reduction on all projects where it was feasible, to lower the CIP increase to about half of the current \$1.6 million, stating that by doing this they would lower the tax burden for residents.

Councilor Saums addressed the Classroom Upgrades explaining that they have been working to upgrade the High School Bathrooms and Classrooms for the past ten years. He stated the CIP has included funding for the Classroom and Science Upgrades for 2024, 2025, & 2026. Mayor Allyn stated the High School Bathrooms were original to the building which was constructed in 1965.

Finance Director Matthew Bonin stated Board of Education used funds that were already in the Capital Reserve Account for the Classroom Upgrades noting for the current fiscal year (2022/2023) taxpayer funding was not used for these projects. However, he stated because the Board of Education's Capital Reserve Fund was becoming depleted that taxpayer funding would be required for the Classroom Upgrades/Science Lab Upgrades in the upcoming Fiscal Year 2023/2024 CIP Budget.

- **Healthcare Costs** - Finance Director Matthew Bonin explained because the healthcare premium would not be set until mid to late April the proposed budget has planned for an 8% increase as recommended by the town's healthcare consultant. He went on to explain that Administrator of Human Resources Don Steinhoff has been talking with an Insurance Group who was handling a consortium of towns who previously left the State's 2.0 Partnership Healthcare Plan because of the increased costs to the State's Plan. He stated if the Healthcare Consortium Plan could provide a comparable insurance plan to what Ledyard currently had, that the town may be able to join their Healthcare Consortium which would be about a 4% - 5% increase in healthcare costs for the town. He stated this would provide a savings of about \$250,000.

The Finance Committee agreed by consensus to the following Budget Adjustments:

Account #	Title	Proposed	New Amount	Adjustment	Notes
10112151-51610	MIS Director	\$78,014	\$67,922	(\$10,092)	With the retirement of MIS Director Regina Brulotte that the starting salary and gross wage was reduced.
10114301-58110	Land Use Training/ Meeting/Dues/Subscriptions	\$3,000	\$1,000	(\$1,000)	Per Land Use Director -Training could be reduced by \$1,000; Building Official would bring in his Code Books.
(New Account)	Capital Improvement Plan			\$10,000	Conduct Aerial Fly Over - The State of Connecticut conducts and aerial fly over every six-years. The Town would like to conduct an aerial fly over halfway thru



					the State's six-year cycle. He stated the town was trying to have an updated aerial fly over of all the parcels in town every three-years. He stated \$10,000 was added to the CIP for Fiscal Year 2023/2024 and that they would allocate \$10,000 again in Fiscal Year 2024/2025 for the aerial fly over.
--	--	--	--	--	--

- MOTION to adopt a proposed Fiscal Year 2023/2024 Budget in the amount of \$65,517,156 comprised of:
  - General Government: \$29,608,788
  - Board of Education: \$35,908,368

Moved by Councilor Saums, seconded by Councilor Ryan

Discussion: Councilor Saums explained that in accordance Chapter VII; Section 5 of the Town Charter they would be approving a *preliminary budget*, to present to the townspeople at the Public Hearing. He stated after the Public Hearing the Finance Committee would review the comments received and other new information regarding expenses and make budget adjustments in preparation for the townspeople to vote on the Fiscal Year 2023/2024 Budget in May.

Finance Director Matthew Bonin noted the proposed Fiscal Year Budget at \$65,517,156 was a 3.16% increase over the current year's budget. He went on to provide the breakdown as follows:

- General Government: \$29,608,788 (2.26% increase over the current year)
- Board of Education: \$35,908,368 (3.92% increase over the current year)

Mayor Allyn stated based on the municipal budget increases in Southeastern Connecticut that Ledyard's proposed Fiscal Year 2023/2024 was likely one of the lowest budget increases. He noted the budget increases for surrounding towns such as Preston were looking at a 9.8% in increase for their education budget and that other towns like Waterford, East Lyme and Stonington were looking at 8%+ budget increases. He concluded by stating that the proposed Fiscal Year 2023/2024 Budget would require a 1.09 mil increase.

VOTE: 3 – 0 Approved and so declared

**RESULT: RECOMMEND TO APPROVE 3 – 0**

**MOVER:** Bill Saums, Town Councilor

**SECONDER:** Tim Ryan, Town Councilor

**AYES:** Ingalls, Ryan, Saums

8. MOTION to recommend the Town Council set a Hybrid Format (Video Conference and In-Person) Public Hearing date to be held on April 17, 2023 at 7:00 p.m. to be held in the *Council Chambers*, 741 Colonel Ledyard Highway, to receive comments and recommendations regarding a proposed Fiscal Year 2023/2024 Budget.

Moved by Councilor Ingalls, seconded by Councilor Ryan

Discussion: Councilor Saums stated in accordance Chapter VII; Section 5 of the Town

Charter the Town Council was required to prepare/approve a *preliminary budget*, which they just did this evening; and conduct a Public Hearing on or before the last Monday of April; at which the public would have the opportunity to review the proposed Fiscal Year 2023/2024 Budget and provide comments and recommendations.

VOTE: 3 – 0 Approved and so declared

**RESULT: RECOMMEND TO APPROVE 3 – 0**

**MOVER:** Andra Ingalls, Town Councilor

**SECONDER:** Bill Saums, Town Councilor

**AYES:** Ingalls, Ryan, Saums

9. MOTION to recommend the Town Council set the Annual Town Meeting to be a Hybrid Format (Video Conference & In-Person) regarding the proposed Fiscal Year 2023/2024 Budget on May 15, 2023 at 7:00 p.m. to be held in the ***Council Chambers***, 741 Colonel Ledyard Highway and to adjourn to a Referendum to be held on May 16, 2023 between the hours of 6:00 a.m. 8:00 p.m.

In addition, should the referendum fail, the subsequent Referenda will be held between the hours of 12:00 p.m. and 8:00 p.m.; in accordance with Chapter VII, Section 6 of the Town Charter.

Moved by Councilor Ryan, seconded by Councilor Ingalls

Discussion: Councilor Saums stated that in accordance Chapter VII; Section 6 of the Town Charter that the Annual Town Meeting for the consideration of the Budget shall be held on the third Monday of May; and that the vote of the Town Meeting on the Annual Budget shall be adjourned to a vote on the voting machines the day following the Town Meeting.

Councilor Saums noted that this year both the Public Hearing and Annual Town Meeting will be held in the ***Council Chambers***. He stated in years past these two important meetings were held in the High School Auditorium. However, he because of the amount of work involved to set up for the audio, video, remote meeting (zoom) etc. that they have decided to hold the meetings in the Council Chambers this year where the technology was already in place to conduct a Hybrid Meeting. He stated given the attendance in years past that they believe the Council Chambers was more suited for the number of people who attend and would provide a better recording for both audio and video.

VOTE: 3 – 0 Approved and so declared

**RESULT: RECOMMEND TO APPROVE 3 – 0**

**MOVER:** Tim Ryan, Town Councilor

**SECONDER:** Andra Ingalls, Town Councilor

**AYES:** Ingalls, Ryan, Saums

10. MOTION to recommend the Town Council adopt a proposed Fiscal Year 2023/2024 Water Operations Budget in the amount \$1,518,724.32.

Moved by Councilor Saums, seconded by Councilor Ingalls

Discussion: Councilor Saums stated in accordance with Section 4 of Ordinance #400-001 “*An Ordinance Establishing a Water Pollution Control Authority*” which states: “*The WPCA shall provide, by the fourth Monday in April, a budget of estimated revenues, expenditures and capital improvements for the ensuing fiscal year for inclusion as an appendix in the Town annual budget. **The Town Council shall approve the water system budget.***” He went on to explain that although the Town Council was also interested in the proposed Sewer Operations Budget that the Town Council was only required to approve the WPCA Annual Water Operations.

Councilor Saums went on to note as the Town Council’s Liaison to the WPCA that he attended their meetings and that the WPCA proposed Fiscal Year 2023/2024 Water Operations in the amount of \$1,518,724.32 was a balanced budget with no increase over the current Fiscal Year 2022/2023 Budget. He stated the WPCA was setting money aside for capital and infrastructure maintenance and improvements, noting that their funds were increasing along with their customers. He stated the WPCA has done an excellent job in putting together a balanced budget and in running their Department, noting as an Enterprise Fund that they could not make money and they could not lose money.

VOTE: 3 – 0 Approved and so declared

**RESULT: RECOMMEND TO APPROVE 3 – 0**

**MOVER:** Bill Saums, Town Councilor

**SECONDER:** Andra Ingalls, Town Councilor

**AYES:** Ingalls, Ryan, Saums

## IX. ADJOURNMENT

Councilor Ingalls moved the meeting be adjourned, seconded by Councilor Ryan.

VOTE: 3 - 0 Approved and so declared, the meeting was adjourned at 6:46 p.m.

Respectfully submitted,

William D. Saums  
Committee Chairman  
Finance Committee



# TOWN OF LEDYARD

741 Colonel Ledyard  
Highway  
Ledyard, CT 06339-1511

---

**File #:** 23-1229

**Agenda Date:** 4/5/2023

**Agenda #:**

---

## REPORT

**Fiscal Year 2022/2023 Report:**  
Financial Reports

### Meeting Action Detail:

#### Finance Committee Meeting 04/05/2023

**File #:** [231229](#) Version: 6  
**Type:** Report

**Title:** Financial Reports

**Minute Note:**

# Town and Schools of Ledyard

## YEAR-TO-DATE BUDGET REPORT

FOR 2023 07

	ORIGINAL	ESTIM REV	ESTIM REV ADJ	REVISED	ESTIM REV	ACTUAL	YTD REVENUE	REMAINING REVENUE	% COLL
<b>1011401 GENERAL GOVT-CHARGE / SERVICE</b>									
1011401 42046		ACO FEES							
	-1,500.00		0.00	-1,500.00		-615.00		-885.00	41.0%
1011401 47009		MISCELLANEOUS							
	-80,000.00		0.00	-80,000.00		-53,193.92		-26,806.08	66.5%
1011401 47019		RED WOLFANTENNAE LEASE							
	-55,000.00		0.00	-55,000.00		-54,894.83		-105.17	99.8%
1011401 47022		TOWN CLERK FEES							
	-115,000.00		0.00	-115,000.00		-64,542.49		-50,457.51	56.1%
1011401 47023		ZONING/WETLANDS/ZBA FEES							
	-10,000.00		0.00	-10,000.00		-5,345.50		-4,654.50	53.5%
1011401 47024		ASSESSOR'S FEES							
	-300.00		0.00	-300.00		-188.00		-112.00	62.7%
1011401 47025		PLANNING							
	-5,000.00		0.00	-5,000.00		-12,149.75		7,149.75	243.0%
1011401 47036		OTHER LICENSE/PERMIT FEE							
	-350.00		0.00	-350.00		-1,608.25		1,258.25	459.5%
1011401 47037		TOWN CLERK DOG LICENSE FEES							
	-8,700.00		0.00	-8,700.00		-3,368.50		-5,331.50	38.7%
1011401 47040		BUILDING PERMIT FEES							
	-132,000.00		0.00	-132,000.00		-114,716.52		-17,283.48	86.9%
1011401 47041		EMPLOYEE HEALTH CO-PREMIUMS							
	-604,000.00		0.00	-604,000.00		-277,756.24		-326,243.76	46.0%
1011401 47045		ASSESSMENTS RECEIVABLE							
	-250,000.00		0.00	-250,000.00		0.00		-250,000.00	.0%
1011401 47051		LVES CONTR TO EMS BLDG							
	-100,000.00		0.00	-100,000.00		0.00		-100,000.00	.0%
1011401 47053		LVES CONTR TO MED EQUIPMENT							
	-20,000.00		0.00	-20,000.00		0.00		-20,000.00	.0%
1011401 49006		WPCA CONTR TO FINANCE OFC							
	-40,000.00		0.00	-40,000.00		0.00		-40,000.00	.0%
1011401 49051		LESTER HOUSE RENT							
	-11,000.00		0.00	-11,000.00		-1,291.67		-9,708.33	11.7%
TOTAL GENERAL GOVT-CHARGE / SERVICE									
	-1,432,850.00		0.00	-1,432,850.00		-589,670.67		-843,179.33	41.2%
TOTAL REVENUES									
	-1,432,850.00		0.00	-1,432,850.00		-589,670.67		-843,179.33	
<b>1011402 GENERAL GOVT-GRANTS/CONTR</b>									
1011402 41005		TELEPHONE LINE GRANTS							
	-22,000.00		0.00	-22,000.00		0.00		-22,000.00	.0%

# Town and Schools of Ledyard

## YEAR-TO-DATE BUDGET REPORT

FOR 2023 07							
		ORIGINAL ESTIM REV	ESTIM REV ADJ	REVISED ESTIM REV	ACTUAL YTD REVENUE	REMAINING REVENUE	% COLL
1011402	42001	PILOT: STATE PROPERTY					
		-925,100.00	0.00	-925,100.00	-925,099.97	-0.03	100.0%
1011402	42006	PROPERTY TAX RELIEF-ELDERLY					
		-85,000.00	0.00	-85,000.00	0.00	-85,000.00	.0%
1011402	42007	DISABLED REIMBURSEMENT					
		-1,200.00	0.00	-1,200.00	-972.13	-227.87	81.0%
1011402	42010	CIVIL PREPAREDNESS REIMB					
		0.00	0.00	0.00	-3,900.00	3,900.00	100.0%
1011402	42011	ADDITIONAL VETERANS GRANT					
		-3,500.00	0.00	-3,500.00	-4,360.06	860.06	124.6%
1011402	42014	PEQUOT FUND					
		-1,391,000.00	0.00	-1,391,000.00	-463,666.66	-927,333.34	33.3%
1011402	42044	MUNIC REV SHARING-SALES TAX					
		0.00	0.00	0.00	-291,321.65	291,321.65	100.0%
TOTAL GENERAL GOVT-GRANTS/CONTR							
		-2,427,800.00	0.00	-2,427,800.00	-1,689,320.47	-738,479.53	69.6%
TOTAL REVENUES							
		-2,427,800.00	0.00	-2,427,800.00	-1,689,320.47	-738,479.53	
1012001 PUBLIC SAFETY-CHARGE / SERVICE							
1012001	47005	LEDYARD FIRE POLICE CHARGES					
		-5,000.00	0.00	-5,000.00	0.00	-5,000.00	.0%
1012001	47007	DISPATCH REGIONALIZATION					
		-56,000.00	0.00	-56,000.00	-46,883.52	-9,116.48	83.7%
1012001	47017	GALES FERRY FIRE POLICE CHARGE					
		-3,000.00	0.00	-3,000.00	0.00	-3,000.00	.0%
1012001	47018	POLICE OT					
		-50,000.00	0.00	-50,000.00	-164,969.36	114,969.36	329.9%
1012001	47038	PERMIT FEE					
		-7,000.00	0.00	-7,000.00	-3,780.00	-3,220.00	54.0%
1012001	47039	RECORDS FEE					
		-1,800.00	0.00	-1,800.00	-1,118.00	-682.00	62.1%
1012001	47055	SHARED SERVICES - ASSESSOR					
		0.00	0.00	0.00	-12,041.28	12,041.28	100.0%
TOTAL PUBLIC SAFETY-CHARGE / SERVICE							
		-122,800.00	0.00	-122,800.00	-228,792.16	105,992.16	186.3%
TOTAL REVENUES							
		-122,800.00	0.00	-122,800.00	-228,792.16	105,992.16	
1012002 PUBLIC SAFETY-GRANTS/CONTR							
1012002	42034	DUI GRANT REIMBURSEMENT					

# Town and Schools of Ledyard

## YEAR-TO-DATE BUDGET REPORT

FOR 2023 07

ORIGINAL	ESTIM REV	ESTIM REV ADJ	REVISED	ESTIM REV	ACTUAL YTD REVENUE	REMAINING REVENUE	% COLL
1012002 47049	-6,000.00	0.00	-6,000.00		0.00	-6,000.00	.0%
	-25,000.00	0.00	-25,000.00		0.00	-25,000.00	.0%
	DISPATCH--PRESTON						
TOTAL PUBLIC SAFETY-GRANTS/CONTR	-31,000.00	0.00	-31,000.00		0.00	-31,000.00	.0%
	TOTAL REVENUES						
	-31,000.00	0.00	-31,000.00		0.00	-31,000.00	
1013001 HEALTH/WELFARE-CHARGE/ SERVICE							
1013001 47021	-9,600.00	0.00	-9,600.00		-3,112.00	-6,488.00	32.4%
	SENIOR CENTER FEES						
1013001 47034	-800,000.00	0.00	-800,000.00		-311,934.57	-488,065.43	39.0%
	PUBLIC HEALTH NURSING FEES						
TOTAL HEALTH/WELFARE-CHARGE/ SERVICE	-809,600.00	0.00	-809,600.00		-315,046.57	-494,553.43	38.9%
	TOTAL REVENUES						
	-809,600.00	0.00	-809,600.00		-315,046.57	-494,553.43	
1013002 HEALTH/WELFARE-GRANTS/CONTR							
1013002 42003	-26,167.00	0.00	-26,167.00		-16,647.00	-9,520.00	63.6%
	LYS GRANT DEP OF EDUCATION						
1013002 42032	-8,200.00	0.00	-8,200.00		-9,672.63	1,472.63	118.0%
	PILOT: SR HOUSING AUTHORITY						
1013002 42041	-2,000.00	0.00	-2,000.00		0.00	-2,000.00	.0%
	LYS GRANT ENRICHMENT						
TOTAL HEALTH/WELFARE-GRANTS/CONTR	-36,367.00	0.00	-36,367.00		-26,319.63	-10,047.37	72.4%
	TOTAL REVENUES						
	-36,367.00	0.00	-36,367.00		-26,319.63	-10,047.37	
1014001 PUBLIC WORKS-CHARGE / SERVICE							
1014001 47020	-52,000.00	0.00	-52,000.00		-30,869.18	-21,130.82	59.4%
	TIPPING FEES						

# Town and Schools of Ledyard

## YEAR-TO-DATE BUDGET REPORT

FOR 2023 07								
ORIGINAL ESTIM REV		ESTIM REV ADJ	REVISED ESTIM REV	ACTUAL YTD REVENUE		REMAINING REVENUE	% COLL	
TOTAL PUBLIC WORKS-CHARGE / SERVICE								
-52,000.00		0.00	-52,000.00	-30,869.18		-21,130.82	59.4%	
TOTAL REVENUES								
-52,000.00		0.00	-52,000.00	-30,869.18		-21,130.82		
1015001 LIBRARY CHARGE / SERVICE								
1015001 47032 LIBRARY FEES								
-375.00		0.00	-375.00	-445.91		70.91	118.9%	
TOTAL LIBRARY CHARGE / SERVICE								
-375.00		0.00	-375.00	-445.91		70.91	118.9%	
TOTAL REVENUES								
-375.00		0.00	-375.00	-445.91		70.91		
1016001 PARKS & REC-CHARGE / SERVICE								
1016001 47033 PROGRAM REGISTRATION FEES								
-3,000.00		0.00	-3,000.00	-1,138.00		-1,862.00	37.9%	
TOTAL PARKS & REC-CHARGE / SERVICE								
-3,000.00		0.00	-3,000.00	-1,138.00		-1,862.00	37.9%	
TOTAL REVENUES								
-3,000.00		0.00	-3,000.00	-1,138.00		-1,862.00		
1017001 EDUCATION-CHARGE / SERVICE								
1017001 47010 VO AG TUITION								
-736,832.00		0.00	-736,832.00	-559,486.00		-177,346.00	75.9%	
1017001 47011 SPECIAL EDUCATION TUITION								
-97,013.00		0.00	-97,013.00	0.00		-97,013.00	.0%	
1017001 47012 NON RESIDENT TUITION								
-138,590.00		0.00	-138,590.00	-28,980.00		-109,610.00	20.9%	
TOTAL EDUCATION-CHARGE / SERVICE								
-972,435.00		0.00	-972,435.00	-588,466.00		-383,969.00	60.5%	
TOTAL REVENUES								
-972,435.00		0.00	-972,435.00	-588,466.00		-383,969.00		



FOR 2023 07

# Town and Schools of Ledyard

## YEAR-TO-DATE BUDGET REPORT

FOR 2023 07						
ORIGINAL	ESTIM REV	ESTIM REV ADJ	REVISED	ESTIM REV	ACTUAL YTD REVENUE	REMAINING REVENUE % COLL
TOTAL GENERAL-GEN - MISC						
-1,200,000.00		0.00	-1,200,000.00		-10,517.00	-1,189,483.00 .9%
TOTAL REVENUES						
-1,200,000.00		0.00	-1,200,000.00		-10,517.00	-1,189,483.00
1019503 GENERAL-GEN - INV						
1019503 48001						
-80,000.00	INTEREST ON DEPOSITS	0.00	-80,000.00		-222,541.47	142,541.47 278.2%
TOTAL GENERAL-GEN - INV						
-80,000.00		0.00	-80,000.00		-222,541.47	142,541.47 278.2%
TOTAL REVENUES						
-80,000.00		0.00	-80,000.00		-222,541.47	142,541.47
GRAND TOTAL						
-63,510,221.00		0.00	-63,510,221.00		-38,145,320.25	-25,364,900.75 60.1%

\*\* END OF REPORT - Generated by Matthew Bonin \*\*

## YEAR-TO-DATE BUDGET REPORT

### REPORT OPTIONS

	Field #	Total	Page Break
Sequence 1	9	Y	N
Sequence 2	0	N	N
Sequence 3	0	N	N
Sequence 4	0	N	N

Report title:  
YEAR-TO-DATE BUDGET REPORT

Includes accounts exceeding 0% of budget.

Print totals only: N

Print Full or Short description: F

Print full GL account: N

Format type: 1

Double space: N

Suppress zero bal accts: Y

Include requisition amount: N

Print Revenues-Version headings: Y

Print revenue as credit: Y

Print revenue budgets as zero: N

Include Fund Balance: N

Print journal detail: N

From Yr/Per: 2022/ 1

To Yr/Per: 2022/ 6

Include budget entries: Y

Incl encumb/liq entries: Y

Sort by JE # or PO #: J

Detail format option: 1

Include additional JE comments: N

Multiyear view: D

Amounts/totals exceed 999 million dollars: N

Year/Period: 2023/ 7

Print MTD Version: N

Roll projects to object: N

Carry forward code: 1

Field Name	Field value
Fund	0101
TWN FUNCTION	
DEPT / LOCAT	
SDEP/BOEFUNC	
Character Code	
Org	
Object	
Project	
Account type	Revenue
Account status	
Rollup Code	

# Town and Schools of Ledyard

## YEAR-TO-DATE BUDGET REPORT

FOR 2023 07

	ORIGINAL APPROP	TRANS/ADJSMTS	REVISED BUDGET	YTD EXPENDED	ENCUMBRANCES	AVAILABLE BUDGET	% USED
<b>10110101 TOWN COUNCIL</b>							
10110101 51600	DEPARTMENT HEAD WAGES						
117,038.00	-117,038.00	0.00	0.00	0.00	0.00	0.00	.0%
10110101 51601	TREASURER						
18,296.00	0.00	18,296.00	9,544.00	0.00	8,752.00	52.2%	
10110101 51602	ADMIN TOWN COUNCIL						
65,860.00	0.00	65,860.00	35,744.14	0.00	30,115.86	54.3%	
10110101 53600	ACCOUNTING SERVICES/AUDIT						
35,500.00	0.00	35,500.00	26,700.00	8,800.00	0.00	100.0%	
10110101 53610	LEGAL SERVICES						
50,000.00	0.00	50,000.00	10,357.00	25,643.00	14,000.00	72.0%	
10110101 56100	OPERATING EXPENSES						
2,560.00	0.00	2,560.00	153.28	346.72	2,060.00	19.5%	
10110101 58790	CONTINGENCY						
15,600.00	0.00	15,600.00	0.00	0.00	15,600.00	.0%	
TOTAL TOWN COUNCIL							
304,854.00	-117,038.00	187,816.00	82,498.42	34,789.72	70,527.86	62.4%	
TOTAL EXPENSES							
304,854.00	-117,038.00	187,816.00	82,498.42	34,789.72	70,527.86		
<b>10110103 HISTORIC DISTRICTS</b>							
10110103 52205	CONTRACTUAL EXPENSES						
12,000.00	0.00	12,000.00	2,583.34	8,416.66	1,000.00	91.7%	
10110103 54500	HISTORIC BUILDINGS MAINTENANCE						
6,000.00	0.00	6,000.00	3,198.75	11.25	2,790.00	53.5%	
10110103 54501	SAW MILL MAINTENANCE						
4,700.00	0.00	4,700.00	3,193.50	175.51	1,330.99	71.7%	
10110103 56100	LESTER/RESEARCH OPERATING						
2,875.00	0.00	2,875.00	904.42	1,191.64	778.94	72.9%	
10110103 56101	SAW MILL OPERATING						
1,975.00	0.00	1,975.00	177.29	72.71	1,725.00	12.7%	
10110103 58790	MISCELLANEOUS EXPENSES						
900.00	0.00	900.00	0.00	0.00	900.00	.0%	
TOTAL HISTORIC DISTRICTS							
28,450.00	0.00	28,450.00	10,057.30	9,867.77	8,524.93	70.0%	
TOTAL EXPENSES							
28,450.00	0.00	28,450.00	10,057.30	9,867.77	8,524.93		

# Town and Schools of Ledyard

## YEAR-TO-DATE BUDGET REPORT

FOR 2023 07							
10110107 CEMETERY COMMITTEE	ORIGINAL APPROP	TRANS/ADJSMTS	REVISED BUDGET	YTD EXPENDED	ENCUMBRANCES	AVAILABLE BUDGET	% USED
10110107 CEMETERY COMMITTEE							
10110107 56100	OPERATING EXPENSES						
	2,000.00	0.00	2,000.00	0.00	0.00	2,000.00	.0%
TOTAL CEMETERY COMMITTEE							
	2,000.00	0.00	2,000.00	0.00	0.00	2,000.00	.0%
TOTAL EXPENSES							
	2,000.00	0.00	2,000.00	0.00	0.00	2,000.00	
10110201 MAYOR'S OFFICE							
10110201 51160	CUSTODIAN SALARIES						
	41,475.00	-41,475.00	0.00	0.00	0.00	0.00	.0%
10110201 51305	TOWN HALL FLOATER						
	17,732.00	0.00	17,732.00	9,701.22	0.00	8,030.78	54.7%
10110201 51604	MAYOR						
	95,000.00	0.00	95,000.00	51,519.29	0.00	43,480.71	54.2%
10110201 51607	MAYORAL ASST						
	45,000.00	0.00	45,000.00	24,262.12	0.00	20,737.88	53.9%
10110201 51700	ADMINISTRATIVE WAGES						
	10,500.00	0.00	10,500.00	0.00	0.00	10,500.00	.0%
10110201 55301	TOWN NEWSLETTER						
	6,000.00	0.00	6,000.00	2,179.70	3,820.30	0.00	100.0%
10110201 56100	OPERATING EXPENSES						
	2,600.00	0.00	2,600.00	298.92	901.08	1,400.00	46.2%
10110201 58790	CONTINGENCY						
	10,000.00	0.00	10,000.00	4,672.41	1,558.28	3,769.31	62.3%
TOTAL MAYOR'S OFFICE							
	228,307.00	-41,475.00	186,832.00	92,633.66	6,279.66	87,918.68	52.9%
TOTAL EXPENSES							
	228,307.00	-41,475.00	186,832.00	92,633.66	6,279.66	87,918.68	
10110203 ADMINISTRATIVE SUPPORT							
10110203 53700	CONTRACT MAINTENANCE/LEASES						
	18,000.00	41,475.00	59,475.00	30,198.54	27,095.34	2,181.12	96.3%

# Town and Schools of Ledyard

## YEAR-TO-DATE BUDGET REPORT

FOR 2023 07								
10110203 ADMINISTRATIVE SUPPORT								
	ORIGINAL APPROP	TRANS/ADJSMTS	REVISED BUDGET	YTD EXPENDED	ENCUMBRANCES	AVAILABLE BUDGET	% USED	
10110203 54311		FIRE HYDRANT MAINTENANCE						
	10,900.00	0.00	10,900.00	0.00	0.00	10,900.00	.0%	
10110203 55247		ADA COMPLIANCE						
	1,000.00	0.00	1,000.00	200.00	300.00	500.00	50.0%	
10110203 55410		ADVERTISING/LEGAL NOTICES						
	15,000.00	0.00	15,000.00	8,832.05	5,987.65	180.30	98.8%	
10110203 56205		WATER						
	3,600.00	0.00	3,600.00	1,796.14	1,703.86	100.00	97.2%	
10110203 56900		OTHER SUPPLIES						
	6,500.00	0.00	6,500.00	3,477.79	3,022.21	0.00	100.0%	
10110203 56910		POSTAGE						
	18,000.00	0.00	18,000.00	10,320.09	6,979.91	700.00	96.1%	
10110203 58100		DUES & FEES						
	8,477.00	0.00	8,477.00	8,477.00	0.00	0.00	100.0%	
10110203 58105		MISC DUES&FEES						
	11,200.00	0.00	11,200.00	10,218.00	0.00	982.00	91.2%	
TOTAL ADMINISTRATIVE SUPPORT								
	92,677.00	41,475.00	134,152.00	73,519.61	45,088.97	15,543.42	88.4%	
TOTAL EXPENSES								
	92,677.00	41,475.00	134,152.00	73,519.61	45,088.97	15,543.42		
10110205 LEGAL SERVICES								
10110205 53610		SPECIALLY APPROVED COUNSEL						
	30,000.00	0.00	30,000.00	17,790.13	13,009.87	-800.00	102.7%	
10110205 53615		TOWN ATTORNEY						
	20,000.00	0.00	20,000.00	6,787.50	8,410.50	4,802.00	76.0%	
TOTAL LEGAL SERVICES								
	50,000.00	0.00	50,000.00	24,577.63	21,420.37	4,002.00	92.0%	
TOTAL EXPENSES								
	50,000.00	0.00	50,000.00	24,577.63	21,420.37	4,002.00		
10110207 PROBATE								
10110207 54900		PURCHASED SERVICES						
	10,575.00	0.00	10,575.00	8,287.00	0.00	2,288.00	78.4%	
TOTAL PROBATE								
	10,575.00	0.00	10,575.00	8,287.00	0.00	2,288.00	78.4%	
TOTAL EXPENSES								
	10,575.00	0.00	10,575.00	8,287.00	0.00	2,288.00		

# Town and Schools of Ledyard

## YEAR-TO-DATE BUDGET REPORT

FOR 2023 07								
10110209	PROPERTY INSURANCE							
	ORIGINAL APPROP	TRANS/ADJSMTS	REVISED BUDGET	YTD EXPENDED	ENCUMBRANCES	AVAILABLE BUDGET	% USED	
10110209 PROPERTY INSURANCE								
10110209 55210	AUTO INSURANCE							
	71,417.00	0.00	71,417.00	53,738.20	17,603.24	75.56	99.9%	
10110209 55220	BOILER & MACHINERY INSURANCE							
	7,458.00	0.00	7,458.00	5,512.50	1,837.58	107.92	98.6%	
10110209 55231	POLICE PROFESS LIABILITY							
	16,411.00	0.00	16,411.00	12,135.00	4,045.17	230.83	98.6%	
10110209 55232	GEN LIAB / EXCESS LIAB							
	153,633.00	0.00	153,633.00	114,690.00	36,841.56	2,101.44	98.6%	
10110209 55233	PUBLIC OFFICIALS LIAB							
	38,821.00	0.00	38,821.00	28,710.00	9,570.40	540.60	98.6%	
10110209 55234	SCHOOL OFFICIALS LIAB							
	14,302.00	0.00	14,302.00	10,575.00	3,525.15	201.85	98.6%	
10110209 55235	VNA LIABILITY							
	7,203.00	0.00	7,203.00	5,457.50	1,652.57	92.93	98.7%	
10110209 55241	PROPERTY INSURANCE--BOE							
	79,688.00	0.00	79,688.00	58,927.80	19,643.33	1,116.87	98.6%	
10110209 55242	AMBULANCE & FIRE							
	52,530.00	0.00	52,530.00	56,011.00	0.00	-3,481.00	106.6%	
10110209 55245	INSURANCE DEDUCTIBLE							
	10,000.00	0.00	10,000.00	3,923.36	3,012.99	3,063.65	69.4%	
10110209 55246	RISK MANAGEMENT							
	10,000.00	0.00	10,000.00	0.00	110.00	9,890.00	1.1%	
10110209 55249	CYBER COVERAGE							
	20,400.00	0.00	20,400.00	0.00	0.00	20,400.00	.0%	
TOTAL PROPERTY INSURANCE								
	481,863.00	0.00	481,863.00	349,680.36	97,841.99	34,340.65	92.9%	
TOTAL EXPENSES								
	481,863.00	0.00	481,863.00	349,680.36	97,841.99	34,340.65		
10110211 HEALTH DISTRICT								
10110211 58790	HEALTH DISTRICT							
	0.00	117,038.00	117,038.00	117,037.80	0.00	0.20	100.0%	
TOTAL HEALTH DISTRICT								
	0.00	117,038.00	117,038.00	117,037.80	0.00	0.20	100.0%	
TOTAL EXPENSES								
	0.00	117,038.00	117,038.00	117,037.80	0.00	0.20		

# Town and Schools of Ledyard

## YEAR-TO-DATE BUDGET REPORT

FOR 2023 07							
10110213 CONSERVATION COMMISSION	ORIGINAL APPROP	TRANS/ADJSMTS	REVISED BUDGET	YTD EXPENDED	ENCUMBRANCES	AVAILABLE BUDGET	% USED
10110213 CONSERVATION COMMISSION							
10110213 56100	OPERATING EXPENSES						
	1,150.00	0.00	1,150.00	0.00	0.00	1,150.00	.0%
10110213 57300	NEW EQUIPMENT						
	1,500.00	0.00	1,500.00	0.00	0.00	1,500.00	.0%
10110213 58790	MISCELLANEOUS EXPENSES						
	925.00	0.00	925.00	0.00	0.00	925.00	.0%
TOTAL CONSERVATION COMMISSION							
	3,575.00	0.00	3,575.00	0.00	0.00	3,575.00	.0%
TOTAL EXPENSES							
	3,575.00	0.00	3,575.00	0.00	0.00	3,575.00	
10110251 HUMAN RESOURCES STAFF							
10110251 51606	HUMAN RESOURCES DIRECTOR						
	120,405.00	0.00	120,405.00	65,296.53	0.00	55,108.47	54.2%
10110251 58110	TRAINING/MTGS/DUES/SUBSCRIP						
	1,950.00	0.00	1,950.00	810.00	0.00	1,140.00	41.5%
TOTAL HUMAN RESOURCES STAFF							
	122,355.00	0.00	122,355.00	66,106.53	0.00	56,248.47	54.0%
TOTAL EXPENSES							
	122,355.00	0.00	122,355.00	66,106.53	0.00	56,248.47	
10110253 EMPLOYEE EXPENSES							
10110253 52000	HEALTH CARE GEN GOV						
	1,052,000.00	0.00	1,052,000.00	555,602.06	0.00	496,397.94	52.8%
10110253 52100	HEALTH CARE BOE						
	5,304,000.00	0.00	5,304,000.00	3,239,042.58	560,222.64	1,504,734.78	71.6%
10110253 52101	HEALTHCARE WAIVERS						
	259,750.00	0.00	259,750.00	108,979.60	0.00	150,770.40	42.0%
10110253 52102	BENEFITS CONSULTANT						
	20,000.00	0.00	20,000.00	2,500.00	7,500.00	10,000.00	50.0%
10110253 52105	HEALTHCARE-FIREFIGHTERS						
	109,566.00	0.00	109,566.00	52,071.97	44,997.25	12,496.78	88.6%



# Town and Schools of Ledyard

## YEAR-TO-DATE BUDGET REPORT

FOR 2023 07							
10110253	EMPLOYEE EXPENSES						
	ORIGINAL APPROP	TRANS/ADJSMTS	REVISED BUDGET	YTD EXPENDED	ENCUMBRANCES	AVAILABLE BUDGET	% USED
10110253 52106	BOE RETIREE HEALTHCARE						
	604,000.00	0.00	604,000.00	0.00	0.00	604,000.00	.0%
10110253 52201	HEALTH CARE TEAMSTERS						
	352,000.00	0.00	352,000.00	180,784.80	171,215.20	0.00	100.0%
10110253 52203	MISC EMPLOYEE EXPENSES						
	5,000.00	0.00	5,000.00	1,576.98	1,508.88	1,914.14	61.7%
10110253 52204	PRE-EMPLOYMENT TESTING						
	4,780.00	0.00	4,780.00	1,607.20	1,092.80	2,080.00	56.5%
10110253 52205	CONTRACTUAL ALLOWANCES						
	52,500.00	0.00	52,500.00	25,205.64	0.00	27,294.36	48.0%
10110253 52206	RETIREMENT CASHOUT						
	75,000.00	0.00	75,000.00	0.00	0.00	75,000.00	.0%
10110253 52207	PAYROLL EXPENSES						
	10,200.00	0.00	10,200.00	6,859.38	3,340.62	0.00	100.0%
10110253 52300	RETIREMENT						
	1,163,197.00	0.00	1,163,197.00	0.00	0.00	1,163,197.00	.0%
10110253 52310	DEFINED CONTR PLAN						
	315,000.00	0.00	315,000.00	198,342.10	1,576.62	115,081.28	63.5%
10110253 52400	SALARY BENEFIT ADJUSTMENT						
	75,000.00	0.00	75,000.00	39,180.20	0.00	35,819.80	52.2%
10110253 52500	SOCIAL SECURITY						
	627,544.00	0.00	627,544.00	372,753.19	0.00	254,790.81	59.4%
10110253 52600	UNEMPLOYMENT COMP						
	7,500.00	0.00	7,500.00	0.00	2,484.23	5,015.77	33.1%
10110253 52900	WORKER'S COMP GEN GOV						
	136,941.00	0.00	136,941.00	75,813.75	25,273.25	35,854.00	73.8%
10110253 52910	WORKERS COMP BOE						
	324,438.00	0.00	324,438.00	227,441.25	75,819.75	21,177.00	93.5%
10110253 52915	LIFE/AD&D/DISABILITY INSURANCE						
	18,831.00	0.00	18,831.00	6,794.29	6,838.47	5,198.24	72.4%
TOTAL EMPLOYEE EXPENSES							
	10,517,247.00	0.00	10,517,247.00	5,094,554.99	901,869.71	4,520,822.30	57.0%
TOTAL EXPENSES							
	10,517,247.00	0.00	10,517,247.00	5,094,554.99	901,869.71	4,520,822.30	
10110301 REGISTRARS							
10110301 51700	ADMINISTRATIVE WAGES						
	39,614.00	0.00	39,614.00	23,640.35	0.00	15,973.65	59.7%
10110301 58110	TRAINING/MTGS/DUES/SUBSCRIP						
	1,200.00	0.00	1,200.00	0.00	0.00	1,200.00	.0%

# Town and Schools of Ledyard

## YEAR-TO-DATE BUDGET REPORT

FOR 2023 07							
10110301 REGISTRARS	ORIGINAL APPROP	TRANS/ADJSMTS	REVISED BUDGET	YTD EXPENDED	ENCUMBRANCES	AVAILABLE BUDGET	% USED
TOTAL REGISTRARS							
40,814.00		0.00	40,814.00	23,640.35	0.00	17,173.65	57.9%
TOTAL EXPENSES							
40,814.00		0.00	40,814.00	23,640.35	0.00	17,173.65	
10110303 ELECTIONS							
10110303 51720	STIPENDS						
12,500.00	250.00		12,750.00	12,615.00	0.00	135.00	98.9%
10110303 54310	EQUIPMENT MAINTENANCE						
2,050.00	200.00		2,250.00	2,250.00	0.00	0.00	100.0%
10110303 55300	COMMUNICATIONS						
1,400.00	0.00		1,400.00	0.00	0.00	1,400.00	.0%
10110303 56900	OTHER SUPPLIES						
9,500.00	-450.00		9,050.00	11,054.50	199.95	-2,204.45	124.4%
TOTAL ELECTIONS							
25,450.00	0.00		25,450.00	25,919.50	199.95	-669.45	102.6%
TOTAL EXPENSES							
25,450.00	0.00		25,450.00	25,919.50	199.95	-669.45	
10110311 TOWN CLERK							
10110311 51600	DEPARTMENT HEAD WAGES						
62,913.00	0.00		62,913.00	34,118.20	0.00	28,794.80	54.2%
10110311 51615	ASSISTANT WAGES						
44,062.00	0.00		44,062.00	24,824.16	0.00	19,237.84	56.3%
10110311 53600	ACCOUNTING SERVICES/AUDIT						
4,000.00	0.00		4,000.00	2,000.00	2,000.00	0.00	100.0%
10110311 56100	OPERATING EXPENSES						
29,810.00	0.00		29,810.00	23,191.72	0.00	6,618.28	77.8%
10110311 56135	RECORDINGS/LICENSING SUPPLIES						
4,275.00	4,477.79		8,752.79	4,070.41	0.00	4,682.38	46.5%
10110311 58110	TRAINING/MTGS/DUES/SUBSCRIP						
1,275.00	0.00		1,275.00	635.76	321.66	317.58	75.1%
TOTAL TOWN CLERK							
146,335.00	4,477.79		150,812.79	88,840.25	2,321.66	59,650.88	60.4%
TOTAL EXPENSES							
146,335.00	4,477.79		150,812.79	88,840.25	2,321.66	59,650.88	

# Town and Schools of Ledyard

## YEAR-TO-DATE BUDGET REPORT

FOR 2023 07							
10112101 FINANCE							
	ORIGINAL APPROP	TRANS/ADJSMTS	REVISED BUDGET	YTD EXPENDED	ENCUMBRANCES	AVAILABLE BUDGET	% USED
10112101 FINANCE							
10112101 51600	DEPARTMENT HEAD WAGES						
104,923.00	0.00	104,923.00	56,900.62	0.00	48,022.38	54.2%	
10112101 51603	ASST FINANCE DIR						
65,185.00	0.00	65,185.00	36,433.29	0.00	28,751.71	55.9%	
10112101 51615	ASSISTANT WAGES						
86,413.00	0.00	86,413.00	44,897.02	0.00	41,515.98	52.0%	
10112101 56100	OPERATING EXPENSES						
2,400.00	0.00	2,400.00	1,314.71	1,123.51	-38.22	101.6%	
10112101 56200	HEATING OIL/PROPANE						
58,685.00	0.00	58,685.00	31,131.85	28,908.03	-1,354.88	102.3%	
10112101 56220	ELECTRICITY						
130,000.00	0.00	130,000.00	62,244.24	32,126.34	35,629.42	72.6%	
10112101 58110	TRAINING/MTGS/DUES/SUBSCRIP						
4,500.00	0.00	4,500.00	695.00	250.00	3,555.00	21.0%	
TOTAL FINANCE							
452,106.00	0.00	452,106.00	233,616.73	62,407.88	156,081.39	65.5%	
TOTAL EXPENSES							
452,106.00	0.00	452,106.00	233,616.73	62,407.88	156,081.39		
10112111 ASSESSOR							
10112111 51610	SUPERVISORS						
78,090.00	0.00	78,090.00	60,874.39	0.00	17,215.61	78.0%	
10112111 51615	ASSISTANT WAGES						
39,858.00	0.00	39,858.00	21,615.63	0.00	18,242.37	54.2%	
10112111 53700	CONTRACT MAINTENANCE/LEASES						
14,500.00	0.00	14,500.00	14,461.00	0.00	39.00	99.7%	
10112111 56100	OPERATING EXPENSES						
2,000.00	0.00	2,000.00	159.59	275.16	1,565.25	21.7%	
10112111 58110	TRAINING/MTGS/DUES/SUBSCRIP						
3,000.00	0.00	3,000.00	634.37	0.00	2,365.63	21.1%	
TOTAL ASSESSOR							
137,448.00	0.00	137,448.00	97,744.98	275.16	39,427.86	71.3%	
TOTAL EXPENSES							
137,448.00	0.00	137,448.00	97,744.98	275.16	39,427.86		
10112131 TAX COLLECTOR							
10112131 51300	SEASONAL HELP						

# Town and Schools of Ledyard

## YEAR-TO-DATE BUDGET REPORT

FOR 2023 07								
10112131 TAX COLLECTOR								
	ORIGINAL APPROP	TRANS/ADJSMTS	REVISED BUDGET	YTD EXPENDED	ENCUMBRANCES	AVAILABLE BUDGET	% USED	
10112131 51610	1,600.00	0.00	1,600.00	3,029.63	0.00	-1,429.63	189.4%	
	SUPERVISORS							
10112131 51615	63,576.00	0.00	63,576.00	36,091.68	0.00	27,484.32	56.8%	
	ASSISTANT WAGES							
10112131 53700	40,069.00	0.00	40,069.00	22,191.67	0.00	17,877.33	55.4%	
	CONTRACT MAINTENANCE/LEASES							
10112131 54421	2,400.00	0.00	2,400.00	655.00	1,650.00	95.00	96.0%	
	TAX REFUNDS							
10112131 56100	0.00	0.00	0.00	66,531.67	0.00	-66,531.67	100.0%	
	OPERATING EXPENSES							
10112131 58110	22,000.00	0.00	22,000.00	5,073.89	13,084.05	3,842.06	82.5%	
	TRAINING/MTGS/DUES/SUBSCRIP							
10112131 58506	2,980.00	0.00	2,980.00	110.00	1,120.00	1,750.00	41.3%	
	TAX UNDERPAYMENT							
	150.00	0.00	150.00	0.00	150.00	0.00	100.0%	
TOTAL TAX COLLECTOR								
	132,775.00	0.00	132,775.00	133,683.54	16,004.05	-16,912.59	112.7%	
TOTAL EXPENSES								
	132,775.00	0.00	132,775.00	133,683.54	16,004.05	-16,912.59		
10112151 MIS								
10112151 51610	78,014.00	0.00	78,014.00	43,493.22	0.00	34,520.78	55.8%	
	SUPERVISORS							
10112151 51700	44,062.00	0.00	44,062.00	24,778.89	0.00	19,283.11	56.2%	
	ADMINISTRATIVE WAGES							
10112151 53655	16,228.00	0.00	16,228.00	15,952.00	0.00	276.00	98.3%	
	VIDEO STREAMING							
10112151 53657	6,853.00	0.00	6,853.00	6,853.00	0.00	0.00	100.0%	
	WEBSITE UPGRADE/SUPPORT							
10112151 53690	113,621.00	0.00	113,621.00	96,742.61	2,080.39	14,798.00	87.0%	
	SOFTWARE SUPPORT & MAINT							
10112151 53695	22,000.00	0.00	22,000.00	21,525.00	0.00	475.00	97.8%	
	FINANCIAL SOFTWARE HOSTING							
10112151 53696	10,500.00	0.00	10,500.00	10,500.00	0.00	0.00	100.0%	
	LAND USE SOFTWARE LICENSING							
10112151 54300	5,000.00	0.00	5,000.00	692.16	0.00	4,307.84	13.8%	
	REPAIRS & MAINTENANCE							
10112151 55330	12,834.00	0.00	12,834.00	5,494.73	5,787.27	1,552.00	87.9%	
	TELEPHONE & FAX SERVICE							
10112151 55340	7,500.00	0.00	7,500.00	2,058.00	4,842.00	600.00	92.0%	
	INTERNET SERVICE							

# Town and Schools of Ledyard

## YEAR-TO-DATE BUDGET REPORT

FOR 2023 07									
10112151 MIS									
	ORIGINAL	APPROP	TRANS/ADJSMTS	REVISED	BUDGET	YTD EXPENDED	ENCUMBRANCES	AVAILABLE BUDGET	% USED
10112151 56900 OTHER SUPPLIES									
	6,000.00		0.00	6,000.00		5,969.96	1.03	29.01	99.5%
10112151 57400 COMPUTER EQUIPMENT									
	4,000.00		0.00	4,000.00		2,703.17	0.00	1,296.83	67.6%
10112151 57410 COMPUTER SOFTWARE									
	10,091.00		0.00	10,091.00		7,192.35	1,679.40	1,219.25	87.9%
10112151 58110 TRAINING/MTGS/DUES/SUBSCRIP									
	1,010.00		0.00	1,010.00		0.00	0.00	1,010.00	.0%
TOTAL MIS									
	337,713.00		0.00	337,713.00		243,955.09	14,390.09	79,367.82	76.5%
TOTAL EXPENSES									
	337,713.00		0.00	337,713.00		243,955.09	14,390.09	79,367.82	
10114301 LAND USE									
10114301 51600 DEPARTMENT HEAD WAGES									
	92,052.00		0.00	92,052.00		51,670.80	0.00	40,381.20	56.1%
10114301 51610 SUPERVISORS									
	122,921.00		0.00	122,921.00		73,490.96	42,678.28	6,751.76	94.5%
10114301 51615 ASSISTANT WAGES									
	82,737.00		0.00	82,737.00		34,451.68	0.00	48,285.32	41.6%
10114301 51800 PART-TIME WAGES									
	400.00		0.00	400.00		307.50	0.00	92.50	76.9%
10114301 56100 OPERATING EXPENSES									
	6,600.00		0.00	6,600.00		1,864.26	2,403.88	2,331.86	64.7%
10114301 58110 TRAINING/MTGS/DUES/SUBSCRIP									
	3,000.00		0.00	3,000.00		283.05	1.95	2,715.00	9.5%
TOTAL LAND USE									
	307,710.00		0.00	307,710.00		162,068.25	45,084.11	100,557.64	67.3%
TOTAL EXPENSES									
	307,710.00		0.00	307,710.00		162,068.25	45,084.11	100,557.64	
10114303 PLANNING COMMISSION									
10114303 53400 OTHER PROFESS/TECH SERVICES									
	2,000.00		0.00	2,000.00		0.00	0.00	2,000.00	.0%
10114303 56100 OPERATING EXPENSES									
	1,000.00		0.00	1,000.00		0.00	0.00	1,000.00	.0%

# Town and Schools of Ledyard

## YEAR-TO-DATE BUDGET REPORT

FOR 2023 07							
10114303 PLANNING COMMISSION	ORIGINAL APPROP	TRANS/ADJSMTS	REVISED BUDGET	YTD EXPENDED	ENCUMBRANCES	AVAILABLE BUDGET	% USED
TOTAL PLANNING COMMISSION	3,000.00	0.00	3,000.00	0.00	0.00	3,000.00	.0%
TOTAL EXPENSES	3,000.00	0.00	3,000.00	0.00	0.00	3,000.00	
10114305 EDC							
10114305 56100 OPERATING EXPENSES	1,000.00	0.00	1,000.00	0.00	0.00	1,000.00	.0%
10114305 58100 DUES & FEES	5,850.00	0.00	5,850.00	5,694.55	0.00	155.45	97.3%
TOTAL EDC	6,850.00	0.00	6,850.00	5,694.55	0.00	1,155.45	83.1%
TOTAL EXPENSES	6,850.00	0.00	6,850.00	5,694.55	0.00	1,155.45	
10114501 IWWC							
10114501 56100 OPERATING EXPENSES	500.00	0.00	500.00	65.00	0.00	435.00	13.0%
TOTAL IWWC	500.00	0.00	500.00	65.00	0.00	435.00	13.0%
TOTAL EXPENSES	500.00	0.00	500.00	65.00	0.00	435.00	
10114507 ZONING BOARD OF APPEALS							
10114507 56100 OPERATING EXPENSES	500.00	0.00	500.00	0.00	0.00	500.00	.0%
TOTAL ZONING BOARD OF APPEALS	500.00	0.00	500.00	0.00	0.00	500.00	.0%
TOTAL EXPENSES	500.00	0.00	500.00	0.00	0.00	500.00	
10120101 POLICE							
10120101 51130 OVERTIME							

## YEAR-TO-DATE BUDGET REPORT

FOR 2023 07								
10120101 POLICE	ORIGINAL APPROP	TRANS/ADJSMTS	REVISED BUDGET	YTD EXPENDED	ENCUMBRANCES	AVAILABLE BUDGET	% USED	
10120101 51608	362,250.00	0.00	362,250.00	237,842.69	0.00	124,407.31	65.7%	
	DEPARTMENT HEAD - CHIEF							
10120101 51609	131,087.00	0.00	131,087.00	71,603.08	0.00	59,483.92	54.6%	
	CAPTAIN							
10120101 51630	97,375.00	10,517.00	107,892.00	98,654.86	0.00	9,237.14	91.4%	
	PUBLIC SAFETY EMPLOYEES							
10120101 51700	1,596,502.00	0.00	1,596,502.00	876,176.79	0.00	720,325.21	54.9%	
	ADMINISTRATIVE WAGES							
10120101 51715	47,403.00	0.00	47,403.00	26,040.16	0.00	21,362.84	54.9%	
	HOLIDAY PAY							
10120101 51716	60,000.00	0.00	60,000.00	31,049.38	0.00	28,950.62	51.7%	
	DUI GRANT PAYROLL							
10120101 51717	6,000.00	0.00	6,000.00	201.94	0.00	5,798.06	3.4%	
	OT OUTSIDE ASSIGNMENTS							
10120101 51720	50,000.00	0.00	50,000.00	124,567.76	0.00	-74,567.76	249.1%	
	STIPEND-MEALS AND UNIFORMS							
10120101 51730	10,800.00	0.00	10,800.00	4,959.00	0.00	5,841.00	45.9%	
	DEGREE INCENTIVE							
10120101 51900	9,800.00	0.00	9,800.00	1,250.00	0.00	8,550.00	12.8%	
	COMP-TIME LIABILITY							
10120101 53645	11,500.00	0.00	11,500.00	7,143.42	0.00	4,356.58	62.1%	
	TRAINING SALARY							
10120101 53646	48,000.00	0.00	48,000.00	27,017.84	0.00	20,982.16	56.3%	
	TRAINING SUPPORT							
10120101 53700	24,908.00	0.00	24,908.00	21,060.26	1,929.65	1,918.09	92.3%	
	CONTRACT MAINTENANCE/LEASES							
10120101 54226	29,283.00	0.00	29,283.00	14,817.63	9,127.15	5,338.22	81.8%	
	PRISONER EXPENSES							
10120101 54300	4,050.00	0.00	4,050.00	2,193.56	274.42	1,582.02	60.9%	
	REPAIRS & MAINTENANCE							
10120101 54310	9,500.00	0.00	9,500.00	3,701.71	182.11	5,616.18	40.9%	
	EQUIPMENT MAINTENANCE							
10120101 55330	30,000.00	0.00	30,000.00	16,493.13	499.52	13,007.35	56.6%	
	TELEPHONE & FAX SERVICE							
10120101 55335	2,750.00	0.00	2,750.00	1,629.67	1,120.33	0.00	100.0%	
	MOBILE DATA SERVICE							
10120101 56100	11,972.00	0.00	11,972.00	4,625.01	5,374.99	1,972.00	83.5%	
	OPERATING EXPENSES							
10120101 56205	18,000.00	0.00	18,000.00	10,503.61	5,452.20	2,044.19	88.6%	
	WATER							
10120101 56260	3,000.00	0.00	3,000.00	1,477.56	322.44	1,200.00	60.0%	
	DIESEL/GASOLINE							
10120101 56730	66,550.00	0.00	66,550.00	40,965.07	0.00	25,584.93	61.6%	
	UNIFORMS							
	38,000.00	0.00	38,000.00	22,310.85	7,938.65	7,750.50	79.6%	

# Town and Schools of Ledyard

## YEAR-TO-DATE BUDGET REPORT

FOR 2023 07									
10120101 POLICE									
	ORIGINAL	APPROP	TRANS/ADJSMTS	REVISED	BUDGET	YTD EXPENDED	ENCUMBRANCES	AVAILABLE BUDGET	% USED
10120101 56900		OTHER SUPPLIES							
	18,700.00		0.00	18,700.00		5,188.22	21.52	13,490.26	27.9%
10120101 57300		NEW EQUIPMENT							
	2,400.00		0.00	2,400.00		0.00	0.00	2,400.00	.0%
10120101 58110		TRAINING/MTGS/DUES/SUBSCRIP							
	3,000.00		0.00	3,000.00		780.00	190.00	2,030.00	32.3%
TOTAL POLICE									
	2,692,830.00		10,517.00	2,703,347.00		1,652,253.20	32,432.98	1,018,660.82	62.3%
TOTAL EXPENSES									
	2,692,830.00		10,517.00	2,703,347.00		1,652,253.20	32,432.98	1,018,660.82	
10120103 DISPATCH									
10120103 51130		OVERTIME							
	55,000.00		0.00	55,000.00		76,030.43	0.00	-21,030.43	138.2%
10120103 51299		PER DIEM WAGES							
	20,000.00		0.00	20,000.00		3,630.84	0.00	16,369.16	18.2%
10120103 51630		PUBLIC SAFETY EMPLOYEES							
	416,407.00		0.00	416,407.00		254,035.04	0.00	162,371.96	61.0%
10120103 51715		HOLIDAY PAY							
	8,000.00		0.00	8,000.00		13,039.75	0.00	-5,039.75	163.0%
10120103 51720		MEAL STIPENDS							
	1,455.00		0.00	1,455.00		720.00	0.00	735.00	49.5%
10120103 53700		CONTRACT MAINTENANCE/LEASES							
	39,053.00		0.00	39,053.00		34,795.31	1,948.55	2,309.14	94.1%
10120103 55330		TELEPHONE & FAX SERVICE							
	12,050.00		0.00	12,050.00		6,989.75	4,010.25	1,050.00	91.3%
10120103 56100		OPERATING EXPENSES							
	5,000.00		0.00	5,000.00		1,724.55	575.45	2,700.00	46.0%
10120103 56730		UNIFORMS							
	5,020.00		0.00	5,020.00		977.00	1,160.00	2,883.00	42.6%
10120103 58110		TRAINING/MTGS/DUES/SUBSCRIP							
	3,000.00		0.00	3,000.00		1,267.00	618.57	1,114.43	62.9%
TOTAL DISPATCH									
	564,985.00		0.00	564,985.00		393,209.67	8,312.82	163,462.51	71.1%
TOTAL EXPENSES									
	564,985.00		0.00	564,985.00		393,209.67	8,312.82	163,462.51	
10120105 ANIMAL CONTROL									
10120105 51130		OVERTIME							
	2,000.00		0.00	2,000.00		285.48	0.00	1,714.52	14.3%



# Town and Schools of Ledyard

## YEAR-TO-DATE BUDGET REPORT

FOR 2023 07								
10120105	ANIMAL CONTROL	ORIGINAL APPROP	TRANS/ADJSMTS	REVISED BUDGET	YTD EXPENDED	ENCUMBRANCES	AVAILABLE BUDGET	% USED
10120105 51205	ANIMAL CONTROL OFFICER	49,285.00	0.00	49,285.00	15,494.64	0.00	33,790.36	31.4%
10120105 51800	PART-TIME WAGES	14,950.00	0.00	14,950.00	21,660.00	0.00	-6,710.00	144.9%
10120105 53310	VETERINARIAN	2,500.00	0.00	2,500.00	563.74	36.26	1,900.00	24.0%
10120105 53645	TRAINING	400.00	0.00	400.00	35.00	0.00	365.00	8.8%
10120105 56100	OPERATING EXPENSES	7,200.00	500.00	7,700.00	4,780.64	2,892.12	27.24	99.6%
10120105 57305	ACO EQUIPMENT	1,000.00	-500.00	500.00	322.60	0.00	177.40	64.5%
10120105 58000	SPAY/NEUTER PROGRAM	1,500.00	0.00	1,500.00	0.00	0.00	1,500.00	.0%
10120105 58790	MISCELLANEOUS EXPENSES	0.00	0.00	0.00	4,831.25	0.00	-4,831.25	100.0%
TOTAL ANIMAL CONTROL		78,835.00	0.00	78,835.00	47,973.35	2,928.38	27,933.27	64.6%
TOTAL EXPENSES		78,835.00	0.00	78,835.00	47,973.35	2,928.38	27,933.27	
10120301 FIRE MARSHALL								
10120301 51130	OVERTIME	100.00	0.00	100.00	0.00	0.00	100.00	.0%
10120301 51630	PUBLIC SAFETY EMPLOYEES	75,468.00	0.00	75,468.00	41,728.62	0.00	33,739.38	55.3%
10120301 55330	TELEPHONE & FAX SERVICE	3,700.00	1,000.00	4,700.00	1,788.71	1,211.29	1,700.00	63.8%
10120301 56100	OPERATING EXPENSES	8,000.00	0.00	8,000.00	1,336.75	4,340.10	2,323.15	71.0%
10120301 56450	CODE AND REFERENCE BOOKS	0.00	3,000.00	3,000.00	0.00	0.00	3,000.00	.0%
10120301 56730	UNIFORMS	850.00	0.00	850.00	548.00	0.00	302.00	64.5%
10120301 58110	TRAINING/MTGS/DUES/SUBSCRIP	2,400.00	0.00	2,400.00	468.45	281.55	1,650.00	31.3%
TOTAL FIRE MARSHALL		90,518.00	4,000.00	94,518.00	45,870.53	5,832.94	42,814.53	54.7%
TOTAL EXPENSES		90,518.00	4,000.00	94,518.00	45,870.53	5,832.94	42,814.53	

# Town and Schools of Ledyard

## YEAR-TO-DATE BUDGET REPORT

FOR 2023 07								
10120401 ADMIN EMERGENCY SERV								
	ORIGINAL APPROP	TRANS/ADJSMTS	REVISED BUDGET	YTD EXPENDED	ENCUMBRANCES	AVAILABLE BUDGET	% USED	
10120401 ADMIN EMERGENCY SERV								
10120401 51130	OVERTIME							
	10,000.00	0.00	10,000.00	4,687.75	0.00	5,312.25	46.9%	
10120401 51600	DEPARTMENT HEAD WAGES							
	19,988.00	0.00	19,988.00	11,500.25	0.00	8,487.75	57.5%	
10120401 51630	PUBLIC SAFETY EMPLOYEES							
	300,460.00	0.00	300,460.00	169,326.13	0.00	131,133.87	56.4%	
10120401 56100	OPERATING EXPENSES							
	36,400.00	0.00	36,400.00	1,443.81	9,506.19	25,450.00	30.1%	
10120401 57307	THIRD PARTY AMBULANCE SERVICE							
	75,000.00	0.00	75,000.00	75,000.00	0.00	0.00	100.0%	
TOTAL ADMIN EMERGENCY SERV								
	441,848.00	0.00	441,848.00	261,957.94	9,506.19	170,383.87	61.4%	
TOTAL EXPENSES								
	441,848.00	0.00	441,848.00	261,957.94	9,506.19	170,383.87		
10120501 LEDYARD FIRE COMPANY								
10120501 51720	INCENTIVE							
	5,000.00	0.00	5,000.00	2,500.00	2,500.00	0.00	100.0%	
10120501 53645	TRAINING							
	13,230.00	0.00	13,230.00	5,808.00	775.00	6,647.00	49.8%	
10120501 53685	FIRE HOSE TESTING							
	1,400.00	0.00	1,400.00	0.00	0.00	1,400.00	.0%	
10120501 54300	REPAIRS & MAINTENANCE							
	34,000.00	0.00	34,000.00	14,353.33	3,630.60	16,016.07	52.9%	
10120501 55320	CELL PHONE SERVICE							
	2,000.00	0.00	2,000.00	0.00	0.00	2,000.00	.0%	
10120501 56100	OPERATING EXPENSES							
	15,000.00	0.00	15,000.00	4,831.96	2,361.09	7,806.95	48.0%	
10120501 56730	UNIFORMS							
	12,000.00	0.00	12,000.00	4,619.10	549.02	6,831.88	43.1%	
10120501 57017	FIRE POLICE							
	5,000.00	0.00	5,000.00	0.00	220.00	4,780.00	4.4%	
10120501 57300	NEW EQUIPMENT							
	10,000.00	0.00	10,000.00	847.04	1,152.03	8,000.93	20.0%	
10120501 58790	INCENTIVE							
	28,500.00	0.00	28,500.00	28,500.00	0.00	0.00	100.0%	

# Town and Schools of Ledyard

## YEAR-TO-DATE BUDGET REPORT

FOR 2023 07							
10120501 LEDYARD FIRE COMPANY	ORIGINAL APPROP	TRANS/ADJSMTS	REVISED BUDGET	YTD EXPENDED	ENCUMBRANCES	AVAILABLE BUDGET	% USED
TOTAL LEDYARD FIRE COMPANY							
126,130.00	0.00	126,130.00	61,459.43	11,187.74	53,482.83	57.6%	
TOTAL EXPENSES							
126,130.00	0.00	126,130.00	61,459.43	11,187.74	53,482.83		
10120551 GALES FERRY FIRE COMPANY							
10120551 51720	INCENTIVE						
4,500.00	0.00	4,500.00	4,500.00	0.00	0.00	100.0%	
10120551 53645	TRAINING						
16,500.00	0.00	16,500.00	4,351.27	5,648.73	6,500.00	60.6%	
10120551 53685	FIRE HOSE APPLIANCE TESTING						
1,000.00	0.00	1,000.00	0.00	0.00	1,000.00	.0%	
10120551 55330	TELEPHONE & FAX SERVICE						
2,400.00	0.00	2,400.00	913.11	886.89	600.00	75.0%	
10120551 55555	COVID19 EXPENSES						
500.00	0.00	500.00	0.00	0.00	500.00	.0%	
10120551 56100	OPERATING EXPENSES						
31,600.00	0.00	31,600.00	14,863.15	7,086.85	9,650.00	69.5%	
10120551 56106	TRUCK GARAGING						
59,874.00	0.00	59,874.00	44,905.50	14,968.50	0.00	100.0%	
10120551 56700	VEHICLE EQUIPMENT/PARTS						
37,000.00	0.00	37,000.00	19,261.52	4,538.48	13,200.00	64.3%	
10120551 56730	UNIFORMS						
13,000.00	0.00	13,000.00	1,506.00	1,994.00	9,500.00	26.9%	
10120551 57017	FIRE POLICE						
3,000.00	0.00	3,000.00	480.00	320.00	2,200.00	26.7%	
10120551 57300	NEW EQUIPMENT						
6,000.00	0.00	6,000.00	64.20	1,935.80	4,000.00	33.3%	
10120551 58790	MISCELLANEOUS EXPENSES						
28,500.00	0.00	28,500.00	28,500.00	0.00	0.00	100.0%	
TOTAL GALES FERRY FIRE COMPANY							
203,874.00	0.00	203,874.00	119,344.75	37,379.25	47,150.00	76.9%	
TOTAL EXPENSES							
203,874.00	0.00	203,874.00	119,344.75	37,379.25	47,150.00		
10120701 EMERGENCY MANAGEMENT							
10120701 51630	PUBLIC SAFETY EMPLOYEES						
15,990.00	0.00	15,990.00	7,930.00	0.00	8,060.00	49.6%	

## YEAR-TO-DATE BUDGET REPORT

FOR 2023 07								
10120701	EMERGENCY MANAGEMENT	ORIGINAL APPROP	TRANS/ADJSMTS	REVISED BUDGET	YTD EXPENDED	ENCUMBRANCES	AVAILABLE BUDGET	% USED
10120701 56100	OPERATING EXPENSES	4,850.00	0.00	4,850.00	208.05	3.01	4,638.94	4.4%
	TOTAL EMERGENCY MANAGEMENT	20,840.00	0.00	20,840.00	8,138.05	3.01	12,698.94	39.1%
	TOTAL EXPENSES	20,840.00	0.00	20,840.00	8,138.05	3.01	12,698.94	
10130101 PUBLIC HEALTH NURSING								
10130101 51600	DEPARTMENT HEAD WAGES	94,546.00	0.00	94,546.00	51,273.04	0.00	43,272.96	54.2%
10130101 51610	SUPERVISORS	70,160.00	0.00	70,160.00	44,947.47	0.00	25,212.53	64.1%
10130101 51615	ASSISTANT WAGES	98,720.00	0.00	98,720.00	53,454.15	0.00	45,265.85	54.1%
10130101 51645	NURSES SALARY	214,903.00	0.00	214,903.00	107,701.68	0.00	107,201.32	50.1%
10130101 51646	NURSE AIDES	32,000.00	0.00	32,000.00	11,452.55	0.00	20,547.45	35.8%
10130101 51710	PER DIEM NURSES	63,850.00	0.00	63,850.00	3,965.60	0.00	59,884.40	6.2%
10130101 51720	STIPENDS	10,000.00	0.00	10,000.00	5,640.00	0.00	4,360.00	56.4%
10130101 52610	CLOTHING ALLOWANCE	1,620.00	0.00	1,620.00	1,445.00	0.00	175.00	89.2%
10130101 53300	PROFESSIONAL/TECH SERVICES	135,000.00	0.00	135,000.00	42,632.97	58,247.03	34,120.00	74.7%
10130101 53400	OTHER PROFESS/TECH SERVICES	3,210.00	0.00	3,210.00	500.00	0.00	2,710.00	15.6%
10130101 53600	ACCOUNTING SERVICES/AUDIT	3,000.00	0.00	3,000.00	2,375.00	0.00	625.00	79.2%
10130101 53635	PATIENT SATISFACTION SURVEY	2,500.00	0.00	2,500.00	1,050.00	750.00	700.00	72.0%
10130101 53636	ICD CODING	13,920.00	0.00	13,920.00	5,075.00	3,925.00	4,920.00	64.7%
10130101 53700	CONTRACT MAINTENANCE/LEASES	12,143.00	0.00	12,143.00	5,860.00	5,140.00	1,143.00	90.6%
10130101 54300	REPAIRS & MAINTENANCE	34,455.00	0.00	34,455.00	15,068.33	10,191.67	9,195.00	73.3%
10130101 56100	OPERATING EXPENSES	11,174.00	0.00	11,174.00	3,695.40	4,629.39	2,849.21	74.5%

# Town and Schools of Ledyard

## YEAR-TO-DATE BUDGET REPORT

FOR 2023 07								
10130101 PUBLIC HEALTH NURSING								
	ORIGINAL APPROP	TRANS/ADJSMTS	REVISED BUDGET	YTD EXPENDED	ENCUMBRANCES	AVAILABLE BUDGET	% USED	
10130101 56900 OTHER SUPPLIES								
	13,000.00	0.00	13,000.00	2,543.45	8,737.55	1,719.00	86.8%	
10130101 58110 TRAINING/MTGS/DUES/SUBSCRIP								
	7,040.00	0.00	7,040.00	4,408.82	2,066.56	564.62	92.0%	
10130101 58300 EMPLOYEE REIMBURSEMENT								
	16,000.00	0.00	16,000.00	4,065.07	3,279.31	8,655.62	45.9%	
10130101 58775 COMMUNITY HEALTH PROGRAM								
	3,650.00	0.00	3,650.00	295.00	2,625.32	729.68	80.0%	
10130101 58790 MISCELLANEOUS EXPENSES								
	1,750.00	0.00	1,750.00	1,148.29	0.00	601.71	65.6%	
TOTAL PUBLIC HEALTH NURSING								
	842,641.00	0.00	842,641.00	368,596.82	99,591.83	374,452.35	55.6%	
TOTAL EXPENSES								
	842,641.00	0.00	842,641.00	368,596.82	99,591.83	374,452.35		
10130103 SCHOOL NURSING								
10130103 51645 NURSES SALARY								
	264,645.00	0.00	264,645.00	122,604.11	0.00	142,040.89	46.3%	
10130103 51646 NURSE AIDES								
	45,356.00	0.00	45,356.00	27,869.26	0.00	17,486.74	61.4%	
10130103 51710 OTHER WAGES								
	36,100.00	0.00	36,100.00	6,729.95	0.00	29,370.05	18.6%	
10130103 52610 CLOTHING ALLOWANCE								
	1,500.00	0.00	1,500.00	750.00	0.00	750.00	50.0%	
10130103 56100 OPERATING EXPENSES								
	940.00	0.00	940.00	0.00	0.00	940.00	.0%	
10130103 58110 TRAINING/MTGS/DUES/SUBSCRIP								
	2,205.00	0.00	2,205.00	178.68	68.00	1,958.32	11.2%	
TOTAL SCHOOL NURSING								
	350,746.00	0.00	350,746.00	158,132.00	68.00	192,546.00	45.1%	
TOTAL EXPENSES								
	350,746.00	0.00	350,746.00	158,132.00	68.00	192,546.00		
10130301 SOCIAL SERVICES								
10130301 51610 SUPERVISORS								
	87,297.00	0.00	87,297.00	48,637.65	0.00	38,659.35	55.7%	

## YEAR-TO-DATE BUDGET REPORT

FOR 2023 07								
10130301 SOCIAL SERVICES								
	ORIGINAL APPROP	TRANS/ADJSMTS	REVISED BUDGET	YTD EXPENDED	ENCUMBRANCES	AVAILABLE BUDGET	% USED	
10130301 51700	COUNSELOR							
	4,400.00	0.00	4,400.00	77.25	0.00	4,322.75	1.8%	
10130301 54401	FOOD PANTRY EXPENSES							
	3,500.00	0.00	3,500.00	0.00	0.00	3,500.00	.0%	
10130301 56100	OPERATING EXPENSES							
	4,622.00	0.00	4,622.00	2,714.40	1,588.10	319.50	93.1%	
TOTAL SOCIAL SERVICES								
	99,819.00	0.00	99,819.00	51,429.30	1,588.10	46,801.60	53.1%	
TOTAL EXPENSES								
	99,819.00	0.00	99,819.00	51,429.30	1,588.10	46,801.60		
10130501 SENIOR CENTER								
10130501 51615	ASSISTANT WAGES							
	36,291.00	0.00	36,291.00	19,474.49	0.00	16,816.51	53.7%	
10130501 51700	ADMINISTRATIVE WAGES							
	18,656.00	0.00	18,656.00	5,210.57	0.00	13,445.43	27.9%	
10130501 51800	VAN DRIVER WAGES							
	20,000.00	0.00	20,000.00	12,486.45	0.00	7,513.55	62.4%	
10130501 53658	REGIONAL SENIOR WEBSITE							
	3,600.00	0.00	3,600.00	3,600.00	0.00	0.00	100.0%	
10130501 53700	CONTRACT MAINTENANCE/LEASES							
	3,765.00	0.00	3,765.00	1,953.27	1,775.73	36.00	99.0%	
10130501 54310	EQUIPMENT MAINTENANCE							
	1,500.00	553.00	2,053.00	1,983.41	47.95	21.64	98.9%	
10130501 56100	OPERATING EXPENSES							
	3,370.00	-553.00	2,817.00	1,043.36	1,613.64	160.00	94.3%	
10130501 58775	COMMUNITY HEALTH PROGRAM							
	10,000.00	0.00	10,000.00	6,086.00	411.00	3,503.00	65.0%	
TOTAL SENIOR CENTER								
	97,182.00	0.00	97,182.00	51,837.55	3,848.32	41,496.13	57.3%	
TOTAL EXPENSES								
	97,182.00	0.00	97,182.00	51,837.55	3,848.32	41,496.13		
10140101 ADMINISTRATION								
10140101 51600	DEPARTMENT HEAD WAGES							
	125,195.00	0.00	125,195.00	67,894.38	0.00	57,300.62	54.2%	

# Town and Schools of Ledyard

## YEAR-TO-DATE BUDGET REPORT

FOR 2023 07								
10140101 ADMINISTRATION		ORIGINAL APPROP	TRANS/ADJSMTS	REVISED BUDGET	YTD EXPENDED	ENCUMBRANCES	AVAILABLE BUDGET	% USED
10140101 53300		PROFESSIONAL/TECH SERVICES						
	70,000.00	0.00	70,000.00	24,240.30	36,609.70	9,150.00	86.9%	
10140101 58110		TRAINING/MTGS/DUES/SUBSCRIP						
	3,675.00	0.00	3,675.00	1,166.25	1,931.25	577.50	84.3%	
TOTAL ADMINISTRATION								
	198,870.00	0.00	198,870.00	93,300.93	38,540.95	67,028.12	66.3%	
TOTAL EXPENSES								
	198,870.00	0.00	198,870.00	93,300.93	38,540.95	67,028.12		
10140103 HIGHWAY								
10140103 51130		OVERTIME						
	12,500.00	0.00	12,500.00	6,632.43	0.00	5,867.57	53.1%	
10140103 51301		SEASONAL HELP SUMMER						
	15,000.00	0.00	15,000.00	5,586.00	0.00	9,414.00	37.2%	
10140103 51610		SUPERVISORS						
	87,665.00	0.00	87,665.00	48,558.46	0.00	39,106.54	55.4%	
10140103 51620		PUBLIC WORKS EMPLOYEES						
	827,966.00	0.00	827,966.00	422,824.62	0.00	405,141.38	51.1%	
10140103 51710		POSITION UPGRADE PAY						
	7,500.00	0.00	7,500.00	3,406.86	0.00	4,093.14	45.4%	
10140103 51805		PT SNOWPLOW DRIVERS						
	5,000.00	0.00	5,000.00	0.00	0.00	5,000.00	.0%	
10140103 51815		OVERTIME SNOW PLOWING						
	95,000.00	0.00	95,000.00	10,649.36	0.00	84,350.64	11.2%	
10140103 53645		TRAINING						
	1,800.00	0.00	1,800.00	545.00	500.00	755.00	58.1%	
10140103 53700		CONTRACT MAINTENANCE/LEASES						
	3,000.00	0.00	3,000.00	0.00	4,013.78	-1,013.78	133.8%	
10140103 55300		TELEPHONE/CABLE						
	5,000.00	0.00	5,000.00	2,020.30	2,279.70	700.00	86.0%	
10140103 56260		GASOLINE/OIL						
	40,000.00	0.00	40,000.00	2,569.78	24,830.22	12,600.00	68.5%	
10140103 56265		DIESEL FUEL						
	60,000.00	0.00	60,000.00	25,197.05	24,802.95	10,000.00	83.3%	
10140103 56730		UNIFORMS						
	13,000.00	0.00	13,000.00	7,132.73	5,113.26	754.01	94.2%	
10140103 56900		OTHER SUPPLIES						
	2,300.00	0.00	2,300.00	1,215.73	1,784.27	-700.00	130.4%	
10140103 57300		NEW EQUIPMENT						
	1,500.00	0.00	1,500.00	790.90	659.10	50.00	96.7%	

# Town and Schools of Ledyard

## YEAR-TO-DATE BUDGET REPORT

FOR 2023 07								
10140103 HIGHWAY								
	ORIGINAL APPROP	TRANS/ADJSMTS	REVISED BUDGET	YTD EXPENDED	ENCUMBRANCES	AVAILABLE BUDGET	% USED	
10140103 58300 EMPLOYEE REIMBURSEMENT								
	5,500.00	0.00	5,500.00	402.50	0.00	5,097.50	7.3%	
TOTAL HIGHWAY								
	1,182,731.00	0.00	1,182,731.00	537,531.72	63,983.28	581,216.00	50.9%	
TOTAL EXPENSES								
	1,182,731.00	0.00	1,182,731.00	537,531.72	63,983.28	581,216.00		
10140105 VEHICLE MAINTENANCE								
10140105 51620 PUBLIC WORKS EMPLOYEES								
	126,589.00	0.00	126,589.00	68,686.51	0.00	57,902.49	54.3%	
10140105 56100 OPERATING EXPENSES								
	2,100.00	0.00	2,100.00	1,105.44	844.56	150.00	92.9%	
10140105 56300 SNOW PLOW BLADES								
	5,500.00	0.00	5,500.00	3,250.00	250.00	2,000.00	63.6%	
10140105 56700 VEHICLE/EQUIP PARTS								
	135,000.00	-500.00	134,500.00	72,060.83	29,089.17	33,350.00	75.2%	
10140105 56705 OXYGEN & WELDING								
	1,000.00	500.00	1,500.00	1,046.48	453.52	0.00	100.0%	
10140105 56715 TIRES								
	10,000.00	0.00	10,000.00	15,159.90	340.10	-5,500.00	155.0%	
TOTAL VEHICLE MAINTENANCE								
	280,189.00	0.00	280,189.00	161,309.16	30,977.35	87,902.49	68.6%	
TOTAL EXPENSES								
	280,189.00	0.00	280,189.00	161,309.16	30,977.35	87,902.49		
10140107 ROAD UPKEEP								
10140107 56301 SALT AND SAND								
	125,000.00	0.00	125,000.00	19,679.44	75,900.56	29,420.00	76.5%	
10140107 56302 SNOW DAMAGE								
	300.00	0.00	300.00	8.54	191.46	100.00	66.7%	
10140107 56303 BITUMINOUS CONCRETE								
	5,000.00	0.00	5,000.00	4,569.60	430.40	0.00	100.0%	
10140107 56304 STREETS SIGNS & MARKINGS								
	4,000.00	0.00	4,000.00	2,191.92	658.08	1,150.00	71.3%	
10140107 56305 GUIDE RAILS								
	3,000.00	62.50	3,062.50	3,062.50	0.00	0.00	100.0%	



# Town and Schools of Ledyard

## YEAR-TO-DATE BUDGET REPORT

FOR 2023 07								
10140107 ROAD UPKEEP								
	ORIGINAL APPROP	TRANS/ADJSMTS	REVISED BUDGET	YTD EXPENDED	ENCUMBRANCES	AVAILABLE BUDGET	% USED	
10140107 56306		TREE REMOVAL						
	4,000.00	25,000.00	29,000.00	10,720.00	11,280.00	7,000.00	75.9%	
10140107 56307		GRAVEL						
	3,000.00	0.00	3,000.00	2,814.24	185.76	0.00	100.0%	
10140107 56308		DRAINAGE IMPROVEMENT						
	3,000.00	0.00	3,000.00	2,576.36	723.64	-300.00	110.0%	
10140107 56312		STREETLIGHT MAINTENANCE						
	1,500.00	-62.50	1,437.50	247.50	502.50	687.50	52.2%	
10140107 57301		EQUIPMENT RENTAL						
	2,000.00	0.00	2,000.00	1,628.16	26.55	345.29	82.7%	
TOTAL ROAD UPKEEP								
	150,800.00	25,000.00	175,800.00	47,498.26	89,898.95	38,402.79	78.2%	
TOTAL EXPENSES								
	150,800.00	25,000.00	175,800.00	47,498.26	89,898.95	38,402.79		
10140111 PROPERTY MAINTENANCE								
10140111 58200		TOWN HALL AND ANNEX						
	15,000.00	0.00	15,000.00	6,506.23	3,465.77	5,028.00	66.5%	
10140111 58210		PW FACILITIES						
	26,000.00	0.00	26,000.00	15,015.67	8,401.17	2,583.16	90.1%	
10140111 58220		POLICE STATION						
	15,000.00	0.00	15,000.00	5,829.47	5,146.53	4,024.00	73.2%	
10140111 58225		EMERGENCY SERVICES BUILDING						
	10,000.00	0.00	10,000.00	4,439.73	3,578.27	1,982.00	80.2%	
10140111 58230		LIBRARY FAC						
	6,500.00	0.00	6,500.00	4,458.24	3,700.07	-1,658.31	125.5%	
10140111 58235		SENIOR CENTER FACILITY						
	8,000.00	0.00	8,000.00	2,927.99	1,784.15	3,287.86	58.9%	
10140111 58236		TOWN GREEN						
	5,000.00	0.00	5,000.00	2,959.78	2,012.13	28.09	99.4%	
TOTAL PROPERTY MAINTENANCE								
	85,500.00	0.00	85,500.00	42,137.11	28,088.09	15,274.80	82.1%	
TOTAL EXPENSES								
	85,500.00	0.00	85,500.00	42,137.11	28,088.09	15,274.80		
10140113 SANITATION								
10140113 51620		PUBLIC WORKS EMPLOYEES						
	2,000.00	0.00	2,000.00	615.47	0.00	1,384.53	30.8%	

# Town and Schools of Ledyard

## YEAR-TO-DATE BUDGET REPORT

FOR 2023 07								
10140113	SANITATION							
	ORIGINAL APPROP	TRANS/ADJSMTS	REVISED BUDGET	YTD EXPENDED	ENCUMBRANCES	AVAILABLE BUDGET	% USED	
10140113 54210	DISPOSAL SERVICE							
	616,803.00	0.00	616,803.00	355,668.44	253,331.56	7,803.00	98.7%	
10140113 54224	TIPPING FEES							
	400,000.00	0.00	400,000.00	178,236.02	207,763.98	14,000.00	96.5%	
10140113 56100	OPERATING EXPENSES							
	5,000.00	0.00	5,000.00	3,242.81	1,742.19	15.00	99.7%	
10140113 58790	MISCELLANEOUS EXPENSES							
	75,000.00	0.00	75,000.00	33,922.00	31,078.00	10,000.00	86.7%	
TOTAL SANITATION								
	1,098,803.00	0.00	1,098,803.00	571,684.74	493,915.73	33,202.53	97.0%	
TOTAL EXPENSES								
	1,098,803.00	0.00	1,098,803.00	571,684.74	493,915.73	33,202.53		
10150101 LIBRARY								
10150101 51160	CUSTODIAN SALARIES							
	23,382.00	0.00	23,382.00	13,078.89	0.00	10,303.11	55.9%	
10150101 51600	DEPARTMENT HEAD WAGES							
	81,136.00	-3,240.00	77,896.00	42,243.60	0.00	35,652.40	54.2%	
10150101 51610	SUPERVISORS							
	162,753.00	0.00	162,753.00	73,850.46	0.00	88,902.54	45.4%	
10150101 51615	ASSISTANT WAGES							
	102,528.00	0.00	102,528.00	64,898.23	0.00	37,629.77	63.3%	
10150101 51800	PART-TIME WAGES							
	55,765.00	0.00	55,765.00	30,641.33	0.00	25,123.67	54.9%	
10150101 53700	CONTRACT MAINTENANCE/LEASES							
	2,540.00	3,240.00	5,780.00	4,303.78	751.22	725.00	87.5%	
10150101 55330	TELEPHONE & FAX SERVICE							
	3,200.00	0.00	3,200.00	1,584.54	1,415.46	200.00	93.8%	
10150101 56100	OPERATING EXPENSES							
	12,283.00	0.00	12,283.00	8,942.38	2,806.49	534.13	95.7%	
10150101 56140	LION REGIONAL COMPUTER NETWORK							
	43,658.00	0.00	43,658.00	23,771.39	18,595.77	1,290.84	97.0%	
10150101 56420	LIBRARY BOOKS							
	55,000.00	0.00	55,000.00	28,758.18	20,356.62	5,885.20	89.3%	
TOTAL LIBRARY								
	542,245.00	0.00	542,245.00	292,072.78	43,925.56	206,246.66	62.0%	
TOTAL EXPENSES								
	542,245.00	0.00	542,245.00	292,072.78	43,925.56	206,246.66		
10160101 PARKS AND RECREATION								
10160101 51600	DEPARTMENT HEAD WAGES							

## YEAR-TO-DATE BUDGET REPORT

FOR 2023 07								
10160101	PARKS AND RECREATION	ORIGINAL APPROP	TRANS/ADJSMTS	REVISED BUDGET	YTD EXPENDED	ENCUMBRANCES	AVAILABLE BUDGET	% USED
10160101 51610	78,915.00	SUPERVISORS	0.00	78,915.00	42,796.34	0.00	36,118.66	54.2%
10160101 51615	53,393.00	ASSISTANT WAGES	0.00	53,393.00	31,860.06	0.00	21,532.94	59.7%
10160101 51710	77,036.00	-5,846.00 PLAYGROUND & CUSTODIAN	0.00	71,190.00	33,905.50	0.00	37,284.50	47.6%
10160101 53700	10,000.00	CONTRACT MAINTENANCE/LEASES	0.00	10,000.00	0.00	0.00	10,000.00	.0%
10160101 54300	161,462.00	REPAIRS & MAINTENANCE	0.00	161,462.00	107,633.31	53,828.69	0.00	100.0%
10160101 56100	32,046.00	OPERATING EXPENSES	0.00	32,046.00	18,156.66	13,469.34	420.00	98.7%
10160101 56220	24,615.00	ELECTRICITY	0.00	24,615.00	10,414.69	13,989.67	210.64	99.1%
	27,000.00	5,846.00		32,846.00	23,749.44	9,096.56	0.00	100.0%
TOTAL PARKS AND RECREATION								
	464,467.00		0.00	464,467.00	268,516.00	90,384.26	105,566.74	77.3%
TOTAL EXPENSES								
	464,467.00		0.00	464,467.00	268,516.00	90,384.26	105,566.74	
10170101 BOE EXPENDITURES								
10170101 58790	34,555,319.00	BOARD OF EDUC EXPENSES	0.00	34,555,319.00	0.00	0.00	34,555,319.00	.0%
TOTAL BOE EXPENDITURES								
	34,555,319.00		0.00	34,555,319.00	0.00	0.00	34,555,319.00	.0%
TOTAL EXPENSES								
	34,555,319.00		0.00	34,555,319.00	0.00	0.00	34,555,319.00	
10180101 DEBT SERVICE								
10180101 58810	2,894,957.00	GEN OBLIGATION BOND PRINCIPAL	0.00	2,894,957.00	1,782,337.22	0.00	1,112,619.78	61.6%
10180101 58811	1,160,761.00	GEN OBLIGATION BOND INTEREST	0.00	1,160,761.00	674,677.55	0.00	486,083.45	58.1%
10180101 58820	84,266.00	CWF/DWSRF LOAN PRINCIPAL	0.00	84,266.00	41,980.57	0.00	42,285.43	49.8%
10180101 58821	13,705.00	CWF/DWSRF LOAN INTEREST	0.00	13,705.00	7,004.57	0.00	6,700.43	51.1%

## YEAR-TO-DATE BUDGET REPORT

FOR 2023 07							
10180101 DEBT SERVICE	ORIGINAL APPROP	TRANS/ADJSMTS	REVISED BUDGET	YTD EXPENDED	ENCUMBRANCES	AVAILABLE BUDGET	% USED
10180101 58823	DEBT TRANSFER TO WPCA						
	550,971.00	0.00	550,971.00	0.00	0.00	550,971.00	.0%
10180101 58830	PROJECTS IN PROGRESS						
	50,000.00	0.00	50,000.00	0.00	0.00	50,000.00	.0%
TOTAL DEBT SERVICE							
	4,754,660.00	0.00	4,754,660.00	2,505,999.91	0.00	2,248,660.09	52.7%
TOTAL EXPENSES							
	4,754,660.00	0.00	4,754,660.00	2,505,999.91	0.00	2,248,660.09	
10185101 CAPITAL AND NON-RECURRING							
10185101 58790	CONTRIBUTION TO CAPITAL						
	1,150,285.00	0.00	1,150,285.00	0.00	0.00	1,150,285.00	.0%
TOTAL CAPITAL AND NON-RECURRING							
	1,150,285.00	0.00	1,150,285.00	0.00	0.00	1,150,285.00	.0%
TOTAL EXPENSES							
	1,150,285.00	0.00	1,150,285.00	0.00	0.00	1,150,285.00	
GRAND TOTAL							
	63,507,221.00	43,994.79	63,551,215.79	14,674,434.74	2,350,234.82	46,526,546.23	26.8%

\*\* END OF REPORT - Generated by Matthew Bonin \*\*

## YEAR-TO-DATE BUDGET REPORT

### REPORT OPTIONS

Sequence	Field #	Total	Page Break
Sequence 1	9	Y	N
Sequence 2	0	N	N
Sequence 3	0	N	N
Sequence 4	0	N	N

Report title:  
YEAR-TO-DATE BUDGET REPORT

Includes accounts exceeding 0% of budget.

Print totals only: N

Print Full or Short description: F

Print full GL account: N

Format type: 1

Double space: N

Suppress zero bal accts: Y

Include requisition amount: N

Print Revenues-Version headings: N

Print revenue as credit: Y

Print revenue budgets as zero: N

Include Fund Balance: N

Print journal detail: N

From Yr/Per: 2022/ 1

To Yr/Per: 2022/ 6

Include budget entries: Y

Incl encumb/liq entries: Y

Sort by JE # or PO #: J

Detail format option: 1

Include additional JE comments: N

Multiyear view: D

Amounts/totals exceed 999 million dollars: N

Year/Period: 2023/ 7

Print MTD Version: N

Roll projects to object: N

Carry forward code: 1

Field Name	Field value
Fund	0101
TWN FUNCTION	
DEPT / LOCAT	
SDEP/BOEFUNC	
Character Code	
Org	
Object	
Project	
Account type	Expense
Account status	
Rollup code	



# TOWN OF LEDYARD

741 Colonel Ledyard  
Highway  
Ledyard, CT 06339-1511

**File #:** 22-064

**Agenda Date:** 4/5/2023

**Agenda #:** 1.

## AGENDA REQUEST GENERAL DISCUSSION ITEM

### **Subject:**

Continued discussion regarding the status and possible changes to Capital Improvement Plan (CIP) and Capital Non-Recurring (CNR) Fund based on the *American Rescue Act* Funding (ARPA) and the process to approve ARPA Projects and expend ARPA Funding.

### **Background:**

The Town has been slated to receive approximately \$4,327,000 from the American Rescue Plan Act.

- Local governments would receive funding in two tranches (2<sup>nd</sup> tranche May/June 2022)
- Funds must be “*obligated*” by the end of calendar year 2024, “*liquidated*” by end of calendar year 2026.

Although the federal guidelines did not require approval by the taxpayers for the use of the American Rescue Plan Act (ARPA) Funding that the Finance Committee decided to include projects that were not time-sensitive in the Capital Improvement Plan (CIP) that would be presented and voted on by the taxpayers as part of the May 17, 2022 Budget Referendum

To ensure that each project and all suggestions were given their due diligence that over the past year the Finance Committee developed a rubric to evaluate/rate each project, held an Information Forum on February 15, 2022 to receive and comments and suggestions on the proposed ARPA Projects, and received input from town departments and residents through conversations, and other sources such as social media

### ❖ Final rule defines five (5) broad eligible categories:

- Responding to the public health emergency and the negative economic impacts of COVID-19
  - Replacement of lost revenue
  - Provide premium pay
  - Water and sewer infrastructure
  - Broadband infrastructure

### ❖ Responding to the public health emergency and the negative economic impacts of COVID-19 (subcategories)

- public health
- assistance to households
- assistance to small businesses
- assistance to nonprofits

- aid to impacted industries
- public sector capacity
- ❖ Why not just “give the money back”?
- Funds cannot be used to reduce taxes
- Each resident would receive \$288
- Current plan supports all of the above categories, invests in the community, and generates a return on the investment.

During the ARPA Projects evaluation process the Town Council approved to allocate ARPA Funding for some projects or expenses that were safety issues or time sensitive issues that could not wait until the May Budget Referendum. He presented the List of ARPA Projects the Town Council approved funding for as follows:

Project	Location	Estimated Cost	Funds Committed	Date Approved
Sewer line extension Phase I	Ledyard Center to LHS	1,200,000	Yes	4/27/2022
Skid mounted sewer pumps	Ledyard WPCA	175,000	Yes	4/27/2022
Add funds to Housing Rehab Grant	Town wide	100,000	Yes	12/8/2021
Town Hall A/C Replacement	741 Colonel Ledyard Hwy	80,000	Yes	4/13/2022
Town Green Improvements	Ledyard Center	75,000	Yes	2/9/2022
Concrete floor	Pole Barn, lower Town Green	55,000	Yes	12/8/2021
LLHD	Town wide	43,270	Yes	1/26/2022
Thames Valley Council for Community Action	Town wide	15,000	Yes	12/8/2021
Replace brackets on lamp poles	Ledyard Center	2,520	Yes	4/27/2022
Balance of funds for OwlPro meeting camera	Town wide	831	Yes	12/8/2021

The following initiatives were presented and included as part of the Annual Fiscal Year 2022/2023 Budget process for the use of the ARPA Funding:

Project	Location	Estimated Cost
Court of Probate	Town wide	TBD
Sewer line extension Phase III	Ledyard Center	950,000
Ledyard Center sewer line extension Phase II	Ledyard Center	612,500
Sandy Hollow Guardrails	Sandy Hollow Road	225,000
Funding for youth mental health clinicians	Town wide	190,000
Ledyard Up/Down Sawmill	Ledyard	125,000

Replace 2 dispatch stations in Emergency Ops Center	Town wide	75,000
Playscape replacement	13 Winthrop, Gales Ferry	65,000
Erickson Park enhancements	Gales Ferry	55,000
Athletic Field Fence	Education	55,000
Police radio replacement	Town wide	46,125
Nathan Lester House repairs	Ledyard	40,000
LED Sign Panel, Gales Ferry	Gales Ferry	35,000
Sidewalk infill	Ledyard Center	35,000
Sidewalks	Gales Ferry	35,000

Project	Location	Estimated Cost
LED Sign Panel, Ledyard Center	Ledyard Center	35,000
Lead Abatement project	Nathan Lester House	30,000
SCCOG recovery planner	Town wide	28,399
SE Cultural Coalition	Town wide	28,399
Replace food pantry roof	Ledyard Town Green	25,000
Southeastern Council on Alcoholism and Drug Addiction	Town wide	25,000
Replace 6 doors in Town Hall	741 Colonel Ledyard Hwy	23,000
Electric Vehicle charging stations	Gales Ferry	20,000
Re-vinyl side food pantry	Ledyard Town Green	17,500
Gales Ferry Corridor Study	Gales Ferry	15,000
Solar charging station	Town Green, Bill Library GF Lib	12,000
Add ClearGov modules	Town wide	10,500
Homeless Hospitality Center of New London	Town wide	10,000
Parks and Rec Summer Scholarships	Town wide	10,000
Replace Firehouse software	Ledyard / Gales Ferry Fire Stations	8,000
Solar powered crosswalk signs	Ledyard Center	7,500
Town promotional video	Town wide	6,000
Install wi-fi in pantry	Pantry, Town Green	2,500

Since the townspeople's May 17, 2022 approval of the \$63,484,221 Fiscal Year 2022/2023 Budget Accounts have been setup for all of the approved ARPA Projects and staff has been assigned to manage and oversee each of the Projects. Due to inflation rates the costs of the projects have increased significantly since the town began the process last October-November, 2021. Therefore, the town has been working to monitor costs to determine which projects to proceed with and whether they should hold off on other projects.



**Meeting Detail Action:****Finance Committee Meeting 02/01/2023:**File #: [22064](#) Version: 1

Type: General Discussion

**Title:** Continued discussion regarding the status and possible changes to Capital Improvement Plan (CIP) and Capital Non-Recurring (CNR) Fund based on the *American Rescue Act* Funding (ARPA) and the process to approve ARPA Projects and expend ARPA Funding.

Councilor Saums stated Finance Director Matthew Bonin provided an updated spreadsheet regarding the status and funding for the ARPA Projects.

The Finance Committee, Mayor Allyn, and Finance Director Matt Bonin reviewed the ARPA Project Status Spreadsheet.

Total ARPA All									
						4, 32 7, 09 3. 49			
Request Title	Depart	Munis Acct Name	Approv Proces	Date		AR Ap Funds Expended	Total ARPA Funds Remaining	Status	Notes
Sewer Line Extension Phase I	WPCA	Sewer Capital - Construction Services	Town Counci Action	04/27/		1,281,150.00	1,118,850.00	In Progress	need to verify - all Sewer Feasibility expenses
Sewer Line Extension Phase III	WPCA	Sewer Capital - Construction Services	Budget Referen	05/17/		950-	950,000.00	Not Started	
Funding for youth mental health clinicians	Youth Services	Counselor	Budget Referen	05/17/		190543.75	189,456.25	In Progress	
Skid Mounted Sewer Pumps	WPCA	Sewer Capital - Construction Services	Town Counci Action	04/27/		17312,819.70	162,180.30	In Progress	
(Continued)									

Request Title	Dept	Munis Acct Name	Approv Proces	Date	ARPA Ap Funds Expended	Total ARPA Funds	ARPA Funds Remaining	Status	Notes
Ledyard Up/Down Sawmill	Historic Districts	Hist. Districts - Building Maintenance	Budget Refere m	05/17/	12	3,200.00	121,800.00	In Progress	
Road Restoration Fund	Public Works	Public Works - Road Restoration	Budget Refere m	05/17/	114	114,885.00	-	Completed	
Housing Rehab Grant - additional funding	Land Use / Planning	Housing - Program Expenditures	Town Counci Action	12/08/	100	761.00	99,239.00	In Progress	small amount of admin activity
Town Hall HVAC system replacement	Public Works	Public Works - Building Upgrade Reserve	Town Counci Action	04/13/	80	35,101.00	44,899.00	In Progress	
Town Green Upgrade Project	Public Works	Planning Dept - Town Green Upgrade	Town Counci Action	02/09/	75	75,000.00	-	Completed	
Replace Dispatch Stations (2) in EOC	Emergency Manageme nt	Dispatch - New Equipment	Budget Refere m	05/17/	75	60,486.98	14,513.02	Completed	
Playscape Replacement at 13 Winthrop, Gales Ferry	Park & Rec	Park & Rec - Site Improvement	Budget Refere m	05/17/	60	27,296.00	32,704.00	In Progress	
Erickson Park Enhancemen ts	Park & Rec	Park & Rec - Site Improvement	Budget Refere m	05/17/	55	-	55,000.00	Not Started	
Concrete Floor - Pole Barn	Public Works	Planning Dept - Town Green Upgrade	Town Counci Action	12/08/1	100	100,000.00	-	Completed	
Police Radio Interoperabil ity	Police	Radios	Budget Refere m	05/17/	46	-	46,125.00	Not Started	
Ledge Light Health District - support COVID initiatives	Finance	Misc. - Professional / Technical Services	Town Counci Action	01/26/	43	43,270.00	-	Completed	
Nathan Lester House repairs	Historic Districts	Hist. Districts - Building Maintenance	Budget Refere m	05/17/	40	2,599.00	37,401.00	In Progress	
(Continued)									
Request Title	Dept.	Munis Acct Name	Approv Proces	Date	ARPA Ap Funds Expended	Total ARPA Funds	ARPA Funds Remaining	Status	Notes

LED Sign Panel, Gales Ferry	Mayor Office	LED Signs	Budget Refere m	05/17/		35,-	35,000.00	In Progress	RFP in motion
LED Sign Panel, Ledyard Center	Mayors Office	LED Signs	Budget Refere m	05/17/		35,-	35,000.00	In Progress	
Sidewalk Infill in Ledyard Center	Public Works	LC Sidewalk Infill	Budget Refere m	05/17/		35,-	35,000.00	Not Started	
Add Sidewalks in Gales Ferry	ON HOLD		Budget Refere m	05/17/		35,-	35,000.00	Not Started	
Replace Food Pantry Roof	Mayors Office	Food Pantry Improvements	Budget Refere m	05/17/		25,8,700.00	16,300.00	Completed	
Exterior Doors (TH and Annex) w/ Electronic Locking Systems	Public Works	TH/Annex Doors/Locks	Budget Refere m	05/17/		23,-	23,000.00	Not Started	
Electric Vehicle charging stations	Mayors Office	Electric Car Charge Stations	Budget Refere m	05/17/		20,-	20,000.00	Not Started	
Vinyl Re-siding of Food Pantry	Mayors Office	Food Pantry Improvements	Budget Refere m	05/17/		17,-	17,500.00	Not Started	
Gales Ferry Corridor Study	Land Use / Planning	Gales Ferry Corridor Study	Budget Refere m	05/17/		15,-	15,000.00	Not Started	
TVCCA - Commissary project	Finance	Misc. - Professional / Technical Services	Town Council Action	12/08/		15,15,000.00	-	Completed	
Solar Charging Stations	Mayors Office	Solar Charging Stations	Budget Refere m	05/17/		12,5,496.00	6,504.00	In Progress	not sure if completed
Added ClearGov Modules	MIS	Computer Software	Budget Refere m	05/17/		10,10,500.00	-	Completed	
Parks & Rec Summer Scholarships	Parks & Rec.	LYS Enrichment Grant	Budget Refere m	05/17/		10,2,087.50	7,912.50	In Progress	
(Continued)									
Request Title	Dept	Munis Acct Name	Approv Proces	Date		AR Total ARPA Ap Funds Expended	ARPA Funds Remaining	Status	Notes

Homeless Hospitality Center of New London	Finance	Misc. - Professional / Technical Services	Budget Refere m	05/17/		10,10,000.00	-	Completed	
Replace Firehouse software	AES	Computer Software	Budget Refere m	05/17/		8,04,000.00	4,000.00	In Progress	LFD complete, GFD in process
Automated Doors - Senior Center	Public Works	Senior Center Facility	Budget Refere m	05/17/		5,0-	5,000.00	Not Started	
Replace brackets on streetlight poles	Public Works	Public Works - Building and Grounds Misc.	Town Council Action	04/27/		2,52,476.84	43.16	In Progress	
Install WI-Fi in Food Pantry	MIS	MIS - Replacement Equipment	Budget Refere m	05/17/		2,52,640.76	(140.76)	Completed	
Balance of funding for Owl Pro	MIS	MIS - Replacement Equipment	Town Council Action	12/08/		83,831.00	-	Completed	
TOTALS			Total Allocat			3,7			
			Total Allocat			3,7			
			Total Expend			63,279.58	555,564.95	618,844.53	3,127,286.47
			Balance Availab			580		580,962.49	Uncommitted Balance
								3,708,248.96	Total Unexpended

Councilor Ryan noted that a number of American Rescue Plan Act (ARPA) Project have not been started yet. He questioned other than reasons such as seasonal, why some projects have not been started, noting that the ARPA Funding had to be obligated by 2024 and expended by 2026.

The Group noted the following:

- Linda C. Davis Food Pantry Improvements-** The new roof has been installed; however, the new siding has not been installed yet. Mayor Allyn explained the Food Pantry Volunteers requested a weather shelter covered entry area be added to the building; therefore, they were waiting for this work to be done before they installed the new siding on the building.

- **Town Hall HVAC** - Has been completed, the air conditioning will not be turned on and tested until this summer (2023).
- **Skid Mounted Sewer Pump** - has been delivered; it will be installed this spring (2023).
- **Gales Ferry Sidewalks** - Does not have an assigned owner, does not have a sidewalk plan. The town needs to conduct a Gales Ferry Corridor Study, to have a recommendation regarding where the sidewalks should be placed in Gales Ferry.

Mayor Allyn stated the Land Use Department has not been fully staffed for some time; and the Land Use Director was overburdened with a tremendous amount of work. Therefore, no progress has been made toward conducting the Gales Ferry Corridor Study. He suggested the town solicit the Southeastern Connecticut Council of Governments (SCCOG) to conduct the Gales Ferry Corridor Study. He noted that Land Use Director Juliet Hodge recently completed the Comprehensive Zoning Regulations Rewrite, and that she had to finish the Subdivision Regulations Rewrite to be in alliance with the new the Zoning Regulations. In addition, with the townspeople's November 6, 2022 approval of the sale of recreational marijuana that Zoning Regulations that permit the sale of marijuana in town have to be drafted/completed by June 30, 2023 in accordance with state statute.

- **Ledyard Center Sidewalk fill-in** There are a few places in Ledyard Center such as in front of Holdridge's where there are sections of the sidewalks that are missing.
- **Electric Vehicle Charging (EV) Stations** - Work need to be done to determine where the Electric Vehicle Charging Stations should be located.
- **LED Signs** - The Request for Proposals (RFP) for the LED Signs would be posted on February 16, 2023. The Bid Opening would be in early March, the Bid would be awarded, and the project should be completed by the end of May, 2023.
- **Playscape at 13 Winthrop** - The Playscape was delivered in November, 2022. The Playscape would be installed in the Spring, 2023. Instead of woodchips they plan to pour a rubberized pad around the equipment.
- **Erickson Park Enhancements** - Public Works would be doing some work to install a retaining wall and create some additional parking.

Councilor Ryan noted that he has seen a number of people kayaking at Erickson Park. He suggested that the launch be regraded, noting that it was quite steep.

- **Lester House Repairs and Up-Down Sawmill** - The spreadsheet indicated that these projects were in-progress.

Finance Director Matthew Bonin noted that the Historic District Commission received a Grant to conduct a structural engineering review of the Sawmill. He noted that the Report would provide recommendations on the areas that need to be addressed. He stated that he would follow-up with Historic District Commission Chairman Vincent Godino to check on the status of these projects.

- **Replace Dispatch Console Stations** - Project has been completed \$14,513 under budget. Mayor Allyn explained that some projects may come in under budget and other projects may come-in over budget. Therefore,

he stated for the projects that come-in under budget that the funds would be added to the undesignated balance to be used toward other projects that come in over budget. He noted as an example of a project that may have a cost overrun from the amount that was initially budgeted was the Ledyard Center Sewer Extension Project noting that the cost of the ductile piping has increased by 200%.

- **Solar Charging Stations** - Mayor Allyn stated the town purchased four solar charging stations, noting that they came in under budget. He explained that some solar charging stations were deployed at the Town Green, Bill Library, Gales Ferry Library to see how they worked. He stated the charging stations were secured and bolted to the ground in concrete.

The Finance Committee thanked the Finance Director for his work on the ARPA Spreadsheet.

Councilor Rodriguez questioned whether the Mayor had any updates on the Federal Infrastructure Funding for Municipalities.

Mayor Allyn stated the Federal Government has prioritized the roll out of Infrastructure Funding over a five-year projection. He noted as an example:

- Funding for Airports and Railway would be disbursed one year.
- Funding for Bridges and Culverts would be disbursed in 2024.
- Funding for Multi-Model Pedestrian Access would be disbursed another year.

Mayor Allyn stated Mark Boughton was heading up the Federal Infrastructure Funding for the State of Connecticut. He stated Mr. Boughton spoke at the Southeastern Connecticut Council of Governments (SCCOG) meeting and he explained that this year's focus was to make sure your town's project was with an adjacent community. He stated a singular town project would go to the bottom of the pile.

Councilor Saums stated State Senator Cathy Osten, Representative Kevin Ryan, Representative Craig Howard, and Representative Brian Lanoue have introduced the following two House Bills: (1) \$265,000 to be used for Heating Ventilation, Air Conditioning, and other equipment for the Emergency Services Building; and (2) \$350,000 to be used for a Roof and Apparatus for the Gales Ferry Fire Department. He stated the second Bill was a result of Gales Ferry Fire Chief Tony Saccone asking if they could ask the State for funding for Apparatus.

Mayor Allyn stated one of the apparatus items that was supposed to be included in the \$350,000 Bill was natural gas generator for the Parks and Recreation/Senior Citizens Facility. He stated he would contact Senator Osten to ensure the generator was included in the "*Apparatus*" Bill. He stated because there was a natural gas line that runs up to the Parks and Recreation/Senior Citizens Facility that the thought was if they had a whole building generator that the facility could be used during a crisis or bad storm because they had a commercial kitchen, bathroom facilities, etc.

Action: Reviewed/Discussed

---

### **Finance Committee Meeting 12/7/2022:**

File #: [22064](#) Version: 1

Type: General Discussion

**Title:** Continued discussion regarding the status and possible changes to Capital Improvement Plan (CIP) and Capital Non-Recurring (CNR) Fund based on the *American Rescue Act* Funding (ARPA) and the process to approve ARPA Projects and expend ARPA Funding.

**Action:** Discussed/Continued

**Minute Note:**

Councilor Ryan noted the ARPA Projects spreadsheet columns included “*Funds Appropriated*” and “*Balance Available*”. He questioned whether the funds available took into account completed projects that have come in under budget. Finance Director Matthew Bonin stated the spreadsheet that was attached to tonight’s meeting packet was not the most up-to-date spreadsheet, noting that he was maintaining a more detailed spreadsheet to track the projects as they were progressing. Councilor Ryan stated it would be good for the Finance Committee to see the rolling balance so that they could reallocate funds from completed projects that came in under budget, to projects that may be coming in over budget or to projects that were on the ARPA List but were not budgeted yet. He noted the ARPA Funding had to be appropriated before the end of 2024.

**Action:** Discussed/Continued

---

**Finance Committee Meeting 11/2/2022**

File #: [22064 <https://ledyardct.legistar.com/LegislationDetail.aspx?ID=5725357&GUID=5B74E3A2-A070-4240-AE66-3D26A65C96BD>](https://ledyardct.legistar.com/LegislationDetail.aspx?ID=5725357&GUID=5B74E3A2-A070-4240-AE66-3D26A65C96BD) Version: 1

Type: General Discussion ☐

**Title:** Continued discussion regarding the status and possible changes to Capital Improvement Plan (CIP) and Capital Non-Recurring (CNR) Fund based on the American Rescue Act Funding (ARPA) and the process to approve ARPA Projects and expend ARPA Funding. ☐

**Minutes Note:**

No Action

**Action :** No Action (Continued)

**Finance Committee Meeting 10/19/2022**

File #: [22064  
<https://ledyardct.legistar.com/LegislationDetail.aspx?ID=5725357&GUID=5B74E3A2-A070-4240-AE66-3D26A65C96BD>](https://ledyardct.legistar.com/LegislationDetail.aspx?ID=5725357&GUID=5B74E3A2-A070-4240-AE66-3D26A65C96BD)

Version: 1

Type: General Discussion ☐

**Title:** Continued discussion regarding the status and possible changes to Capital Improvement Plan (CIP) and Capital Non-Recurring (CNR) Fund based on the American Rescue Act Funding (ARPA) and the process to approve ARPA Projects and expend ARPA Funding. ☐

Action : Discussed

### Minute Note:

Finance Director Matthew Bonin, Mayor Allyn, III and the Finance Committee reviewed the status and progress of the ARPA Projects as noted below:

American Rescue Plan Act							
To 4,3							
Re Ov	De Pr	Ap Pr	Da Pr	AFARAF	Ex St	Re St	St St
Sela Ex & Ba	To Ac Ba	041,	7,	1,	1,	Un	
Sela Ex &	Bu Re	0595			95	Nd	
Fu mo cli	Ka Re	Bu Re	0519		19	Nd Po po	
Skla Se & Ba	To Ac Ba	04177,	16In				
Le Sa Kr	Vir Ch Re	Bu Re	0512		12	Nd	
Rc Fu	St M	Bu Re	05118826	In			
Hc Gr fu	Ju (Lc Pr	To Ac Pr	1210		10	In	
Tc sy re	St M	To Ac	04803544	In			
Tc Ug	St M	To Ac	02754925	In			
Re St	Ja Re	Bu Re	05756014	Co			
			AFARAF				



Re Ov	De Pr	Ap Bu	Da 05	Ap 60	Ex 27	Re 32	St In
Pl Re W Fe	Sc Jo Re	Bu Re	05	60	27	32	In
Cd Pd	St M	To Ac	12	55		55	Ur
Er Er	Sc Jo	Bu Re	05	55		55	Nd
Pd Int	Jo Re	Bu Re	05	46		46	Nd
Le Di CC	M Ac	To Ac	01	43	43		Co
Na Hc Kr	Vi Ch Re	Bu Re	05	40		40	Nd
Ad Ga	(\$ St ou pla	Bu Re	05	35		35	Nd
LE Ga	Kr Ch Re	Bu Re	05	35		35	Ur
LE Le	Kr Ch Re	Bu Re	05	35		35	Nd
Sid Le	St Re	Bu Re	05	35		35	Nd
Re Pa	Kr Ch Re	Bu Re	05	25	8, 16		Co
Ex an Ele Sy	St Re	Bu Re	05	23		23	Nd
Ele ch	Kr Ch Re	Bu Re	05	20		20	Not Started
Vi Fo	Kr Ch Re	Bu Re	05	17		17	Not Started
TVM Co pr	M Ac	To Ac	12	15	15		Completed
Ga Co	Ju Re	Bu Re	05	15		15	Not Started

Sol	Kr	Bu	05	12	12	Not Started
St	Ch	Re				

				ARPA Funds	ARPA Funds	ARPA Funds	
Request Title	Dept. Head / Owner	Approval Process	Date	Appropriated	Expended	Remaining	Status
Added ClearGov Modules	Regina Brulotte	Budget Referendum	05/17/22	10,500.00		10,500.00	Completed
Homeless Hospitality Center of New London	Matt Bonin	Budget Referendum	05/17/22	10,000.00	10,000.00	-	Completed
Parks and Rec Summer Scholarships	Kristen Chapman	Budget Referendum	05/17/22	10,000.00	2,087.50	7,912.50	In Progress
Replace Firehouse software	Steve Holyfield	Budget Referendum	05/17/22	8,000.00		8,000.00	In Progress
Automated Doors - Senior Center	Steve Masalin	Budget Referendum	05/17/22	5,000.00		5,000.00	Not Started
Replace brackets on streetlight poles	Steve Masalin	Town Council Action	04/27/22	2,520.00	2,476.84	43.16	Purchased-Not Installed
Install WI-FI in Food Pantry	Regina Brulotte	Budget Referendum	05/17/22	2,500.00	2,640.76	(140.76)	In-Progress
Balance of funding for Owl Pro	Regina Brulotte	Town Council Action	12/08/21	831.00	831.00	-	Completed
Concrete Floor - Pole Barn (additional funding)	Steve Masalin	Town Council Action	10/12/22	45,000.00		45,000.00	In-Progress
TOTALS		Total Allocated		3,746,131.00			
		Total Expended			353,313.85		
		Balance Available		580,962.49			

**Key:**

- In-Progress - Work was currently being done.

- **Underway - Preparing for project (obtaining cost estimates, working to solicit bids, etc.).**
- **Completed - Project complete, and funds have been expended.**

The Group discussed ARPA Projects that came in under budget to-date, such as the Linda C. Davis Food Pantry Roof. The also discussed the importance to redirect the unused funds to projects that may come-in over the estimated budget costs, and/or to redirect the unused funds to projects that were not funded such as Phase II & III of the Ledyard Center Sewer Extension Project.

Finance Director Matthew Bonin stated of the ARPA Projects that have been completed to-date that there was an excess of \$31,000 funds that could be reappropriated.

The Group noted that the ARPA funding had to be obligated by 2024 and fully expended by 2026.

Action: Discussed

---

### **Finance Committee Meeting 10/5/2022**

File #: [22064 <https://ledyardct.legistar.com/LegislationDetail.aspx?ID=5725357&GUID=5B74E3A2-A070-4240-AE66-3D26A65C96BD>](https://ledyardct.legistar.com/LegislationDetail.aspx?ID=5725357&GUID=5B74E3A2-A070-4240-AE66-3D26A65C96BD) Version: 1

Type: General Discussion ☐

Title: Continued discussion regarding the status and possible changes to Capital Improvement Plan (CIP) and Capital Non-Recurring (CNR) Fund based on the American Rescue Act Funding (ARPA) and the process to approve ARPA Projects and expend ARPA Funding. ☐

#### **Minutes Note:**

Councilor Saums suggested the Committee deferred discussion regarding the ARPA Funded projects to their September 21, 2022 meeting, noting that he would like Mayor Allyn, III to be present for their discussion.

Action : No Action (Continued)

---

### **Finance Committee Meeting 9/21/2022**

File #: [22064 <https://ledyardct.legistar.com/LegislationDetail.aspx?ID=5725357&GUID=5B74E3A2-A070-4240-AE66-3D26A65C96BD>](https://ledyardct.legistar.com/LegislationDetail.aspx?ID=5725357&GUID=5B74E3A2-A070-4240-AE66-3D26A65C96BD)

Version: 1

Type: General Discussion ☐

**Title:** Continued discussion regarding the status and possible changes to Capital Improvement Plan (CIP) and Capital Non-Recurring (CNR) Fund based on the American Rescue Act Funding (ARPA) and the process to approve ARPA Projects and expend ARPA Funding. □

**Minutes Note:**

Councilor Saums suggested the Committee deferred discussion regarding the ARPA Funded projects to their September 21, 2022 meeting, noting that he would like Mayor Allyn, III to be present for their discussion.

**Action :** No Action (Continued)

**Finance Cmt Meeting 9/7/2022**

**File #:** [22064](#)

<https://ledyardct.legistar.com/LegislationDetail.aspx?ID=5725357&GUID=5B74E3A2-A070-4240-AE66-3D26A65C96BD>

**Version:** 1

**Type:** General Discussion □

**Title:** Continued discussion regarding the status and possible changes to Capital Improvement Plan (CIP) and Capital Non-Recurring (CNR) Fund based on the American Rescue Act Funding (ARPA) and the process to approve ARPA Projects and expend ARPA Funding. □

**Action:** No Action □

**Minutes Note:**

Councilor Saums suggested the Committee deferred discussion regarding the ARPA Funded projects to their September 21, 2022 meeting, noting that he would like Councilor Ingalls to participate in their discussion.

**Action:** No Action (Continued)

Table 1: Project Data										Table 2: Financial Data									
Project ID	Project Name	Start Date	End Date	Status	Manager	Budget	Actual	Variance	Notes	Item	Cost	Revenue	Profit	Margin	ROI	IRR	NPV	Payback	Break-Even
1001	Project A	2023-01-01	2023-12-31	Completed	John Doe	1000000	1000000	0	On Schedule	Item A	100000	150000	50000	50%	15%	10%	100000	10	100000
1002	Project B	2023-02-01	2024-01-31	In Progress	Jane Smith	2000000	1800000	-200000	Minor Delay	Item B	200000	250000	50000	25%	12%	8%	200000	20	200000
1003	Project C	2023-03-01	2024-02-28	On Hold	Mike Johnson	1500000	1500000	0	On Hold	Item C	150000	150000	0	0%	10%	5%	150000	15	150000
1004	Project D	2023-04-01	2024-03-31	Planned	Sarah Lee	3000000	0	-3000000	Not Started	Item D	300000	0	-300000	-100%	18%	12%	300000	30	300000
1005	Project E	2023-05-01	2024-04-30	Completed	David Kim	800000	800000	0	On Schedule	Item E	80000	120000	40000	50%	14%	9%	80000	8	80000
1006	Project F	2023-06-01	2024-05-31	In Progress	Emily White	1200000	1100000	-100000	Minor Delay	Item F	120000	130000	10000	8%	11%	7%	120000	12	120000
1007	Project G	2023-07-01	2024-06-30	On Hold	Chris Brown	900000	900000	0	On Hold	Item G	90000	90000	0	0%	10%	6%	90000	9	90000
1008	Project H	2023-08-01	2024-07-31	Planned	Alex Green	2500000	0	-2500000	Not Started	Item H	250000	0	-250000	-100%	19%	13%	250000	25	250000
1009	Project I	2023-09-01	2024-08-31	Completed	Olivia Black	700000	700000	0	On Schedule	Item I	70000	100000	30000	43%	13%	8%	70000	7	70000
1010	Project J	2023-10-01	2024-09-30	In Progress	Noah Grey	1800000	1600000	-200000	Minor Delay	Item J	180000	190000	10000	6%	10%	6%	180000	18	180000
1011	Project K	2023-11-01	2024-10-31	On Hold	Liam Blue	1100000	1100000	0	On Hold	Item K	110000	110000	0	0%	11%	7%	110000	11	110000
1012	Project L	2023-12-01	2024-11-30	Planned	Mia Purple	2200000	0	-2200000	Not Started	Item L	220000	0	-220000	-100%	20%	14%	220000	22	220000
1013	Project M	2024-01-01	2025-01-01	Completed	Ben Yellow	600000	600000	0	On Schedule	Item M	60000	90000	30000	50%	12%	7%	60000	6	60000
1014	Project N	2024-02-01	2025-02-28	In Progress	Chloe Pink	1300000	1200000	-100000	Minor Delay	Item N	130000	140000	10000	8%	11%	7%	130000	13	130000
1015	Project O	2024-03-01	2025-03-31	On Hold	Ethan Grey	950000	950000	0	On Hold	Item O	95000	95000	0	0%	10%	6%	95000	9	95000
1016	Project P	2024-04-01	2025-04-30	Planned	Ava Blue	2700000	0	-2700000	Not Started	Item P	270000	0	-270000	-100%	21%	15%	270000	27	270000
1017	Project Q	2024-05-01	2025-05-31	Completed	Lucas Green	500000	500000	0	On Schedule	Item Q	50000	75000	25000	50%	11%	6%	50000	5	50000
1018	Project R	2024-06-01	2025-06-30	In Progress	Sophia Purple	1400000	1300000	-100000	Minor Delay	Item R	140000	150000	10000	7%	10%	6%	140000	14	140000
1019	Project S	2024-07-01	2025-07-31	On Hold	Isaac Yellow	850000	850000	0	On Hold	Item S	85000	85000	0	0%	11%	7%	85000	8	85000
1020	Project T	2024-08-01	2025-08-31	Planned	Grace Pink	2100000	0	-2100000	Not Started	Item T	210000	0	-210000	-100%	22%	16%	210000	21	210000
1021	Project U	2024-09-01	2025-09-30	Completed	Henry Grey	400000	400000	0	On Schedule	Item U	40000	60000	20000	50%	10%	5%	40000	4	40000
1022	Project V	2024-10-01	2025-10-31	In Progress	Charlotte Blue	1600000	1500000	-100000	Minor Delay	Item V	160000	170000	10000	6%	11%	7%	160000	16	160000
1023	Project W	2024-11-01	2025-11-30	On Hold	James Purple	750000	750000	0	On Hold	Item W	75000	75000	0	0%	12%	8%	75000	7	75000
1024	Project X	2024-12-01	2026-01-01	Planned	Aria Yellow	2300000	0	-2300000	Not Started	Item X	230000	0	-230000	-100%	23%	17%	230000	23	230000
1025	Project Y	2025-01-01	2026-01-31	Completed	Leo Pink	300000	300000	0	On Schedule	Item Y	30000	45000	15000	50%	9%	4%	30000	3	30000
1026	Project Z	2025-02-01	2026-02-28	In Progress	Olivia Grey	1700000	1600000	-100000	Minor Delay	Item Z	170000	180000	10000	6%	12%	8%	170000	17	170000
1027	Project AA	2025-03-01	2026-03-31	On Hold	Ben Blue	650000	650000	0	On Hold	Item AA	65000	65000	0	0%	13%	9%	65000	6	65000
1028	Project AB	2025-04-01	2026-04-30	Planned	Chloe Purple	2400000	0	-2400000	Not Started	Item AB	240000	0	-240000	-100%	24%	18%	240000	24	240000
1029	Project AC	2025-05-01	2026-05-31	Completed	Ethan Yellow	550000	550000	0	On Schedule	Item AC	55000	82500	27500	50%	10%	5%	55000	5	55000
1030	Project AD	2025-06-01	2026-06-30	In Progress	Sophia Pink	1500000	1400000	-100000	Minor Delay	Item AD	150000	160000	10000	7%	13%	9%	150000	15	150000
1031	Project AE	2025-07-01	2026-07-31	On Hold	Isaac Grey	800000	800000	0	On Hold	Item AE	80000	80000	0	0%	14%	10%	80000	8	80000
1032	Project AF	2025-08-01	2026-08-31	Planned	Ava Blue	2600000	0	-2600000	Not Started	Item AF	260000	0	-260000	-100%	25%	19%	260000	26	260000
1033	Project AG	2025-09-01	2026-09-30	Completed	Lucas Purple	450000	450000	0	On Schedule	Item AG	45000	67500	22500	50%	11%	6%	45000	4	45000
1034	Project AH	2025-10-01	2026-10-31	In Progress	Sophia Yellow	1800000	1700000	-100000	Minor Delay	Item AH	180000	190000	10000	6%	14%	10%	180000	18	180000
1035	Project AI	2025-11-01	2026-11-30	On Hold	Ben Pink	700000	700000	0	On Hold	Item AI	70000	70000	0	0%	15%	11%	70000	7	70000
1036	Project AJ	2025-12-01	2027-01-01	Planned	Chloe Grey	2500000	0	-2500000	Not Started	Item AJ	250000	0	-250000	-100%	26%	20%	250000	25	250000
1037	Project AK	2026-01-01	2027-01-31	Completed	Ethan Blue	600000	600000	0	On Schedule	Item AK	60000	90000	30000	50%	12%	7%	60000	6	60000
1038	Project AL	2026-02-01	2027-02-28	In Progress	Sophia Purple	1600000	1500000	-100000	Minor Delay	Item AL	160000	170000	10000	6%	15%	11%	160000	16	160000
1039	Project AM	2026-03-01	2027-03-31	On Hold	Isaac Yellow	850000	850000	0	On Hold	Item AM	85000	85000	0	0%	16%	12%	85000	8	85000
1040	Project AN	2026-04-01	2027-04-30	Planned	Ava Pink	2700000	0	-2700000	Not Started	Item AN	270000	0	-270000	-100%	27%	21%	270000	27	270000
1041	Project AO	2026-05-01	2027-05-31	Completed	Lucas Grey	500000	500000	0	On Schedule	Item AO	50000	75000	25000	50%	13%	8%	50000	5	50000
1042	Project AP	2026-06-01	2027-06-30	In Progress	Sophia Blue	1700000	1600000	-100000	Minor Delay	Item AP	170000	180000	10000	6%	16%	12%	170000	17	170000
1043	Project AQ	2026-07-01	2027-07-31	On Hold	Ben Purple	750000	750000	0	On Hold	Item AQ	75000	75000	0	0%	17%	13%	75000	7	75000
1044	Project AR	2026-08-01	2027-08-31	Planned	Chloe Yellow	2400000	0	-2400000	Not Started	Item AR	240000	0	-240000	-100%	28%	22%	240000	24	240000
1045	Project AS	2026-09-01	2027-09-30	Completed	Ethan Pink	550000	550000	0	On Schedule	Item AS	55000	82500	27500	50%	14%	9%	55000	5	55000
1046	Project AT	2026-10-01	2027-10-31	In Progress	Sophia Grey	1800000	1700000	-100000	Minor Delay	Item AT	180000	190000	10000	6%	17%	13%	180000	18	180000
1047	Project AU	2026-11-01	2027-11-30	On Hold	Ben Blue	800000	800000	0	On Hold	Item AU	80000	80000	0	0%	18%	14%	80000	8	80000
1048	Project AV	2026-12-01	2028-01-01	Planned	Chloe Purple	2600000	0	-2600000	Not Started	Item AV	260000	0	-260000	-100%	29%	23%	260000	26	260000
1049	Project AW	2027-01-01	2028-01-31	Completed	Ethan Yellow	600000	600000	0	On Schedule	Item AW	60000	90000	30000	50%	15%	10%	60000	6	60000
1050	Project AX	2027-02-01	2028-02-28	In Progress	Sophia Pink	1900000	1800000	-100000	Minor Delay	Item AX	190000	200000	10000	5%	18%	14%	190000	19	190000
1051	Project AY	2027-03-01	2028-03-31	On Hold	Ben Grey	900000	900000	0	On Hold	Item AY	90000	90000	0	0%	19%	15%	90000	9	90000
1052	Project AZ	2027-04-01	2028-04-30	Planned	Chloe Blue	2800000	0	-2800000	Not Started	Item AZ	280000	0	-280000	-100%	30%	24%	280000	28	280000
1053	Project BA	2027-05-01	2028-05-31	Completed	Ethan Purple	650000	650000	0	On Schedule	Item BA	65000	97500	32500	50%	16%	11%	65000	6	65000
1054	Project BB	2027-06-01	2028-06-30	In Progress	Sophia Yellow	2000000	1900000	-100000	Minor Delay	Item BB	200000	210000	10000	5%	19%	15%	200000	20	200000
1055	Project BC	2027-07-01	2028-07-31	On Hold	Ben Pink	950000	950000	0	On Hold	Item BC	95000	95000	0	0%	20%	16%	95000	9	95000
1056	Project BD	2027-08-01	2028-08-31	Planned	Chloe Grey	2900000	0	-2900000	Not Started	Item BD	290000	0	-290000	-100%	31%	25%	290000	29	290000
1057	Project BE	2027-09-01	2028-09-30	Completed	Ethan Blue	700000	700000	0	On Schedule	Item BE	70000	105000	35000	50%	17%	12%	70000	7	70000
1058	Project BF	2027-10-01	2028-10-31	In Progress	Sophia Purple	2100000	2000000	-100000	Minor Delay	Item BF	210000	220000	10000	5%	20%	16%	210000	21	210000
1059	Project BG	2027-11-01	2028-11-30	On Hold	Ben Yellow	1000000	1000000	0	On Hold	Item BG	100000	100000	0	0%	21%	17%	100000	10	100000
1060	Project BH	2027-12-01	2029-01-01	Planned	Chloe Pink	3000000	0	-3000000	Not Started	Item BH	300000	0	-300000	-100%	32%	26%	300000	30	300000
1061	Project BI	2028-01-01	2029-01-31	Completed	Ethan Grey	750000	750000	0	On Schedule	Item BI	75000	112500	37500	50%	18%	13%	75000	7	75000
1062	Project BJ	2028-02-01	2029-02-28	In Progress	Sophia Blue	2200000	2100000	-100000	Minor Delay	Item BJ	220000	230000	10000	5%	21%	17%	220000	22	220000
1063	Project BK	2028-03-01	2029-03-31	On Hold	Ben Purple	1050000	1050000	0	On Hold	Item BK	105000	105000	0	0%	22%	18%	105000	10	105000
1064	Project BL	2028-04-01	2029-04-30	Planned	Chloe Yellow	3100000	0	-3100000	Not Started	Item BL	310000	0	-310000	-100%	33%	27%	310000	31	310000
1065	Project BM	2028-05-01	2029-05-31	Completed	Ethan Pink	800000	800000	0	On Schedule	Item BM	80000	120000	40000	50%	19%	14%			

ORG	OBJECT	PROJECT	ACCOUNT	DESCRIPTION
51010103	53301	G0014	0510-97-8510-90990-53301 -G0014	CONSTRUCTION SERVICES
51010103	53301	G0014	0510-97-8510-90990-53301 -G0014	CONSTRUCTION SERVICES
51010103	53301	G0014	0510-97-8510-90990-53301 -G0014	CONSTRUCTION SERVICES

ORG	OBJECT	PROJECT	ACCOUNT	DESCRIPTION
51010103	53301	G0014	0510-97-8510-90990-53301 -G0014	CONSTRUCTION SERVICES
51010103	53301	G0014	0510-97-8510-90990-53301 -G0014	CONSTRUCTION SERVICES
51010103	53301	G0014	0510-97-8510-90990-53301 -G0014	CONSTRUCTION SERVICES
51010103	53301	G0014	0510-97-8510-90990-53301 -G0014	CONSTRUCTION SERVICES
51010103	53301	G0014	0510-97-8510-90990-53301 -G0014	CONSTRUCTION SERVICES
51010103	53301	G0014	0510-97-8510-90990-53301 -G0014	CONSTRUCTION SERVICES
51010103	53301	G0014	0510-97-8510-90990-53301 -G0014	CONSTRUCTION SERVICES
51010103	53301	G0014	0510-97-8510-90990-53301 -G0014	CONSTRUCTION SERVICES
51010103	53301	G0014	0510-97-8510-90990-53301 -G0014	CONSTRUCTION SERVICES
51010103	53301	G0014	0510-97-8510-90990-53301 -G0014	CONSTRUCTION SERVICES
51010103	53301	G0014	0510-97-8510-90990-53301 -G0014	CONSTRUCTION SERVICES

YEAR	PER	JOURNAL	EFF DATE	SRC	T	REF1	PROJECT STRING
2022	12	789	06/29/2022	API	1	905126	
2022	12	110	06/10/2022	PRJ	1	IS	
2022	12	93	06/01/2022	API	1	905877	

YEAR	PER	JOURNAL	EFF DATE	SRC	T	REF1	PROJECT STRING
2023	9	164	03/07/2023	API	1	904146	
2023	8	118	02/06/2023	API	1	902173	
2023	7	501	01/24/2023	API	1	902054	
2023	6	331	12/27/2022	API	1	904146	
2023	5	415	11/29/2022	API	1	903071	
2023	5	123	11/07/2022	APM	1	904146	
2023	5	122	11/07/2022	APM	1	904146	
2023	5	121	11/07/2022	APM	1	904146	
2023	4	40	10/04/2022	API	1	902173	
2023	1	574	07/25/2022	APM	1	902266	
2023	1	413	07/18/2022	API	1	902266	
2023	1	304	07/22/2022	PRJ	1	IS	

PO/REF2	REF3		REFERENCE	AMOUNT	P	CHECK NO	WARRANT	VOUCHER
20223185	141101		W 063022T	395.00	Y	66124	063022T	143859
6061022	6061022	6061	PR06102022	1,539.60	Y	0		
20223184	140171		W 060622T	300.00	Y	65888	060622T	142900

FY 22	2,234.60	Sewer Pump
-------	----------	------------

PO/REF2	REF3		REFERENCE	AMOUNT	P	CHECK NO	WARRANT	VOUCHER
20231087	152697		W 030823T	4,050.00	Y	68476	030823T	155730
20230569	151493		W 020723T	3,944.70	Y	68185	020723T	154510
20230565	150987		W 012523T	99,414.00	Y	68145	012523T	153997
20231087	149980		W 122822T	48,122.00	Y	67901	122822T	152984
20230432	148873		W 120122	5,304.20	Y	67688	120122	151864
20231087	147050		RCLS	6,585.00	Y	67294	102022T	150022
20231087	143180		RCLS	20,285.00	Y	66573	081122T	146062
20220540	139684		RCLS	6,158.00	Y	65781	051922T	142403
20231720	146342		W 100622T	4,220.90	Y	67123	100622T	149311
20230571	141983		VOID	-18.94	Y	0		144792
20230571	141983		W 072222CO	18.94	Y	0		144792
6072222	6072222	6072	PR07222022	1,060.00	Y	0		

FY 23	199,143.80	
-------	------------	--

113,943.80	Sewer Pump
------------	------------

85,200.00	Phase I Sewer
-----------	---------------

0.00	proof
------	-------



<b>CARRY FORWARD</b>	<b>VDR NAME/ITEM DESC</b>	<b>COMMENTS</b>
N	EAST COAST SIGN & SUPPLY INC	Pump Station Work - Air Blower
N		WARRANT=061022 RUN=6 TOWN PAY
N	TENNETT TREE SERVICE INC	Pump Station Work - Tree Remov

<b>CARRY FORWARD</b>	<b>VDR NAME/ITEM DESC</b>	<b>COMMENTS</b>
N	WESTON & SAMPSON ENGINEERS IN	Sewer Feasibility Study
N	HAYES PUMP INC	Pump Station Work - Pump
N	SMITH & LOVELESS INC	Sewer Feed Pump System Replace
N	WESTON & SAMPSON ENGINEERS IN	Sewer Feasibility Study
N	THE JACK FARRELLY COMPANY	Supplies
N	WESTON & SAMPSON ENGINEERS IN	Sewer Feasibility Study
N	WESTON & SAMPSON ENGINEERS IN	Sewer Feasibility Study
N	WESTON & SAMPSON ENGINEERS IN	Sewer Feasibility Study
N	HAYES PUMP INC	Mission Alarm System Pump Stat
N	DB ELECTRIC INC	Pump Station Work (ARPA) 2023
N	DB ELECTRIC INC	Pump Station Work (ARPA)
N		WARRANT=072222 RUN=6 TOWN PAY

ORG	OBJECT	PROJECT	ACCOUNT	DESCRIPTION	YEAR
21030301	51700	G0014	0210-30-3030-30301-51700 -G0014	COUNSELOR	2023
21030301	51700	G0014	0210-30-3030-30301-51700 -G0014	COUNSELOR	2023
21030301	51700	G0014	0210-30-3030-30301-51700 -G0014	COUNSELOR	2023
21030301	51700	G0014	0210-30-3030-30301-51700 -G0014	COUNSELOR	2023
21030301	51700	G0014	0210-30-3030-30301-51700 -G0014	COUNSELOR	2023
21030301	51700	G0014	0210-30-3030-30301-51700 -G0014	COUNSELOR	2023

PER	JOURNAL	EFF DATE	SRC	T	REF1	PROJECT STRING	PO/REF2
6	331	12/27/2022	API	1	904938		20232801
7	419	01/23/2023	API	1	904938		20232801
8	225	02/08/2023	API	1	904938		20232801
8	378	02/21/2023	API	1	904938		20232801
9	164	03/07/2023	API	1	904938		20232801
9		03/20/2023	API		904938		20232801

REF3	REFERENCE	AMOUNT	P	CHECK NO	WARRANT	VOUCHER	CARRY FORWARD
149845	W 122822T	543.75	Y	67870	122822T	152847	N
150814	W 012423T	1,015.00	Y	68091	012423T	153823	N
151824	W 021423T	805.00	Y	68278	021423T	154845	N
152067	W 022223T	863.00	Y	68324	022223T	155093	N
152580	W 030823T	700.00	Y	68450	030823T	155613	N
153149		735.00	N	0			N
		4,661.75					

<b>VDR NAME/ITEM DESC</b>	<b>COMMENTS</b>
AZRA LUPACCHINO	Fee for service clincian
AZRA LUPACCHINO	Fee for service clincian
AZRA LUPACCHINO	Fee for service clincian
AZRA LUPACCHINO	Fee for service clincian
AZRA LUPACCHINO	Fee for service clincian
AZRA LUPACCHINO	Fee for service clincian

ORG	OBJECT	PROJECT	ACCOUNT	DESCRIPTION
21020401	57410	G0014	0210-20-2040-00000-57410 -G0014	COMPUTER SOFTWARE
21020401	57410	G0014	0210-20-2040-00000-57410 -G0014	COMPUTER SOFTWARE

YEAR	PER	JOURNAL	EFF DATE	SRC	T	REF1	PROJECT STRING
2023	7	501	01/24/2023	API	1	902656	
2023	4	338	10/31/2022	API	1	902656	

PO/REF2	REF3	REFERENCE	AMOUNT	P	CHECK NO	WARRANT	VOUCHER
20232820	150902	W 012523T	4,000.00	Y	68127	012523T	153912
20231869	147502	W 110122T	4,000.00	Y	67318	110122T	150478

8,000.00



<b>CARRY FORWARD</b>	<b>VDR NAME/ITEM DESC</b>	<b>COMMENTS</b>
N	ESO SOLUTIONS INC	ESO software upgrade - ARPA po
N	ESO SOLUTIONS INC	ESO software upgrade

ORG	OBJECT	PROJECT	ACCOUNT	DESCRIPTION
21010201	57357	G0014	0210-10-1020-10201-57357 -G0014	SOLAR CHARGING STATIONS
21010201	57357	G0014	0210-10-1020-10201-57357 -G0014	SOLAR CHARGING STATIONS

YEAR	PER	JOURNAL	EFF DATE	SRC	T	REF1	PROJECT STRING
2023	6	196	12/14/2022	API	1	904967	
2023	6	196	12/14/2022	API	1	904967	

PO/REF2	REF3	REFERENCE	AMOUNT	P	CHECK NO	WARRANT	VOUCHER
20232698	149536	W 121522T	4,996.00	Y	67815	121522T	152534
20232697	149537	W 121522T	500.00	Y	67815	121522T	152535
			5,496.00				

<b>CARRY FORWARD</b>	<b>VDR NAME/ITEM DESC</b>	<b>COMMENTS</b>
N	LEGACY CONSULTING, LLC	Solar Charging Stations
N	LEGACY CONSULTING, LLC	Legacy Consulting - LOGO Fee



21014301	53342	G0014	0210-14-1430-14301-53342 -G0014	TOWN GREEN UPGRADE
21014301	53342	G0014	0210-14-1430-14301-53342 -G0014	TOWN GREEN UPGRADE
21014301	53342	G0014	0210-14-1430-14301-53342 -G0014	TOWN GREEN UPGRADE
21014301	53342	G0014	0210-14-1430-14301-53342 -G0014	TOWN GREEN UPGRADE
21014301	53342	G0014	0210-14-1430-14301-53342 -G0014	TOWN GREEN UPGRADE
21014301	53342	G0014	0210-14-1430-14301-53342 -G0014	TOWN GREEN UPGRADE
21014301	53342	G0014	0210-14-1430-14301-53342 -G0014	TOWN GREEN UPGRADE

YEAR	PER	JOURNAL	EFF DATE	SRC	T	REF1	PROJECT STRING
2022	12	1265	06/30/2022	API	1	900652	
2022	12	1179	06/30/2022	API	1	904593	
2022	12	393	06/14/2022	API	1	900652	
2022	12	393	06/14/2022	API	1	904593	
2022	12	393	06/14/2022	API	1	904586	
2022	12	313	06/13/2022	API	1	906568	
2022	12	93	06/01/2022	API	1	900872	
2022	12	93	06/01/2022	API	1	900872	
2022	12	93	06/01/2022	API	1	902342	
2022	11	394	05/18/2022	API	1	902077	
2022	10	294	04/19/2022	API	1	903449	
2022	10	294	04/19/2022	API	1	902342	
2022	10	294	04/19/2022	API	1	902077	
2022	6	744	12/01/2021	APM	1	902486	
2022	6	743	12/01/2021	APM	1	900872	
2022	5	440	11/16/2021	APM	1	901523	
2022	5	439	11/16/2021	APM	1	900872	
2022	5	438	11/03/2021	APM	1	902077	
2022	5	437	11/03/2021	APM	1	902342	
2022	4	466	10/20/2021	APM	1	903221	
2022	4	465	10/06/2021	APM	1	902266	
2022	3	449	09/21/2021	APM	1	909037	
2022	2	525	08/10/2021	APM	1	909037	
2022	2	524	08/10/2021	APM	1	909037	
2022	2	523	08/24/2021	APM	1	902342	
2022	2	522	08/10/2021	APM	1	902342	
2022	1	500	07/01/2021	GEN	1	KF	
2022	1	498	07/27/2021	APM	1	902342	
2022	1	497	07/27/2021	APM	1	902342	
2022	1	496	07/27/2021	APM	1	902342	

YEAR	PER	JOURNAL	EFF DATE	SRC	T	REF1	PROJECT STRING
2023	6		12/28/2022	API		904593	
2023	5	415	11/29/2022	API	1	908851	
2023	5	415	11/29/2022	API	1	908851	
2023	5	415	11/29/2022	API	1	904917	
2023	5	415	11/29/2022	API	1	903504	
2023	5	292	11/17/2022	API	1	903619	
2023	5	292	11/17/2022	API	1	902342	
2023	5	292	11/17/2022	API	1	902342	
2023	5	292	11/17/2022	API	1	908851	
2023	5	292	11/17/2022	API	1	907237	



2023	5	274	11/15/2022 API	1	904290
2023	4	204	10/19/2022 API	1	904786
2023	4	204	10/19/2022 API	1	904420
2023	4	40	10/04/2022 API	1	900652
2023	1	588	07/01/2022 GEN	1	KF
2023	1	586	07/01/2022 GEN	1	KF
2023	1	482	07/28/2022 API	1	902342

PO/REF2	REF3	REFERENCE	AMOUNT	P	CHECK NO	WARRANT	VOUCHER
20223356	142087	W 072722T	1,250.00	Y	66323	072722T	144904
20222716	141604	W 071422T	4,638.83	Y	66265	071422T	144392
20223356	140411	W 061622T	1,250.00	Y	65969	061622T	143142
20222716	140419	W 061622T	512.82	Y	65972	061622T	143150
20222628	140571	W 061622T	30,146.36	Y	66026	061622T	143302
20223299	140386	W 061422T	422.89	Y	65962	061422T	143117
20222615	140111	W 060622T	11.69	Y	65868	060622T	142840
20222615	140112	W 060622T	21.59	Y	65868	060622T	142841
20222617	140118	W 060622T	7.80	Y	65869	060622T	142847
20222616	139656	W 051922T	311.56	Y	65767	051922T	142375
20222930	138274	W 042122T	65.00	Y	65489	042122T	140887
20222617	138291	W 042122T	27.40	Y	65497	042122T	140904
20222616	138335	W 042122T	324.26	Y	65515	042122T	140948
20221507	133156	RCLS	800.00	Y	64336	120221T	135685
20220963	133118	RCLS	18.89	Y	64329	120221T	135647
20221852	132703	RCLS	165.00	Y	64207	111821T	135228
20220963	132640	RCLS	10.78	Y	64181	111821T	135162
20221818	132231	RCLS	452.05	Y	64098	110421T	134758
20220877	132195	RCLS	82.94	Y	64075	110421T	134722
20220974	131516	RCLS	354.29	Y	63947	102121T	134038
20220968	130814	RCLS	1,155.49	Y	63794	100721T	133302
20220981	130137	RCLS	306.90	Y	63677	092321T	132604
20220981	128376	RCLS	88.29	Y	63271	081221T	130802
20220981	128375	RCLS	36.12	Y	63271	081221T	130801
20220877	129054	RCLS	28.14	Y	63438	082621T	131503
20220877	128455	RCLS	121.00	Y	63290	081221T	130881
Reclass	ARPA Eligible	Expense Re	6,294.47	Y	0		
20220877	127796	RCLS	87.72	Y	63151	072921T	130208
20220877	127794	RCLS	6.90	Y	63151	072921T	130206
20220877	127793	RCLS	155.32	Y	63151	072921T	130205
		FY 22	49,154.50				

PO/REF2	REF3	REFERENCE	AMOUNT	P	CHECK NO	WARRANT	VOUCHER
20232639	150011		2,771.91	N	0		
20232201	148854	CRED MEMO	-409.50	Y	67681	120122	151845
20232201	148855	W 120122	1,944.00	Y	67681	120122	151846
20232373	148866	W 120122	24,064.00	Y	67686	120122	151857
20232455	148927	W 120122	4,520.60	Y	67696	120122	151918
20232196	148403	W 112122T	61,433.07	Y	67540	112122T	151388
20230087	148479	W 112122T	12.32	Y	67566	112122T	151467
20230087	148481	W 112122T	36.96	Y	67566	112122T	151469
20232201	148509	W 112122T	4,387.50	Y	67572	112122T	151497
20232454	148530	W 112122T	4,950.00	Y	67581	112122T	151519

20232200	148260	W 111622T	5,098.72 Y	67464 111622T	151245
20231825	146833	W 102022T	14,574.00 Y	67238 102022T	149805
20232183	147017	W 102022T	2,255.00 Y	67286 102022T	149989
20230321	146221	W 100622T	180.00 Y	67107 100622T	149190
Correcting Entry		TG Upgrade	-6,294.47 Y	0	
Expense Re	ARPA eligible	Reclass ex	6,294.47 Y	0	
20230087	142425	W 080122T	26.92 Y	66405 080122T	145260

Total	FY 23	125,845.50
-------	-------	------------

TG Upgrade portion	25,845.50
--------------------	-----------

TG - Pole Barn	100,000.00
----------------	------------

proof	0.00
-------	------

Total	175,000.00
-------	------------

<b>CARRY FORWARD</b>	<b>VDR NAME/ITEM DESC</b>	<b>COMMENTS</b>
N	CLA ENGINEERS INC	Pole Barn Slab Design
N	CUSTOM FENCE DESIGN LLC	Pressure-Treated Guard Rail
N	CLA ENGINEERS INC	Pole Barn Slab Design
N	CUSTOM FENCE DESIGN LLC	Pressure-Treated Guard Rail
N	TOLLY'S CONSTRUCTION LLC	Pole Barn Renovations
N	LEDYARD WPCA	Water Usage
N	HOLDRIDGE FARM NURSERY	Misc Items
N	HOLDRIDGE FARM NURSERY	Misc Items
N	HOME DEPOT CREDIT SERVICES	Misc Items
N	SITEONE LANDSCAPE SUPPLY LLC	Misc Landscaping Items
N	F.W. WEBB COMPANY	Misc Items
N	HOME DEPOT CREDIT SERVICES	Misc Items
N	SITEONE LANDSCAPE SUPPLY LLC	Misc Landscaping Items
N	NEW LONDON COUNTY SEPTIC SERVICE IN	Landscaping Services
N	HOLDRIDGE FARM NURSERY	Misc Items
N	THIRTY MARKETING	STEAP Project Sign
N	HOLDRIDGE FARM NURSERY	Misc Items
N	SITEONE LANDSCAPE SUPPLY LLC	Misc Landscaping Items
N	HOME DEPOT CREDIT SERVICES	Misc Items
N	GRAYBAR ELECTRIC COMPANY INC	Misc Items
N	DB ELECTRIC INC	Misc Items
N	ELECTRICAL WHOLESALERS INC	Misc Items
N	ELECTRICAL WHOLESALERS INC	Misc Items
N	ELECTRICAL WHOLESALERS INC	Misc Items
N	HOME DEPOT CREDIT SERVICES	Misc Items
N	HOME DEPOT CREDIT SERVICES	Misc Items
N		Expense Reclass-ARPA eligible
N	HOME DEPOT CREDIT SERVICES	Misc Items
N	HOME DEPOT CREDIT SERVICES	Misc Items
N	HOME DEPOT CREDIT SERVICES	Misc Items

<b>CARRY FORWARD</b>	<b>VDR NAME/ITEM DESC</b>	<b>COMMENTS</b>
N	CUSTOM FENCE DESIGN LLC	Pole Barn Guiderail
N	MID CITY STEEL CORP	Concrete Slab Mesh
N	MID CITY STEEL CORP	Concrete Slab Mesh
N	RHODE ISLAND READY MIX LLC	Concrete
N	WESCON CORP OF CONN	Bituminous Asphalt
N	BMP CONSTRUCTION, INC.	Town Green Pole Barn Slab
N	HOME DEPOT CREDIT SERVICES	Misc Items
N	HOME DEPOT CREDIT SERVICES	Misc Items
N	MID CITY STEEL CORP	Concrete Slab Mesh
N	SHERIDAN ASPHALT PAVING LLC	Paving Services

N	ADELMAN SAND & GRAVEL INC	Crushed Stone
N	BRETT PAWLAK BUILDERS LLC	Holdridge Pavilion Reroofing
N	ULTIPLAY - PARKS & PLAYGROUNDS INC	Trash Container Lids
N	CLA ENGINEERS INC	Engineering Design Services
N		Correcting Entry
N		Expense Reclass-ARPA eligible
N	HOME DEPOT CREDIT SERVICES	Misc Items

<b>ORG</b>	<b>OBJECT</b>	<b>PROJECT</b>	<b>ACCOUNT</b>	<b>DESCRIPTION</b>
20810201	53405	G0014	0208-00-1020-00000-53405 -G0014	PROGRAM EXPENDITURES
20810201	53405	G0014	0208-00-1020-00000-53405 -G0014	PROGRAM EXPENDITURES
20810201	53405	G0014	0208-00-1020-00000-53405 -G0014	PROGRAM EXPENDITURES
20810201	53405	G0014	0208-00-1020-00000-53405 -G0014	PROGRAM EXPENDITURES
20810201	53405	G0014	0208-00-1020-00000-53405 -G0014	PROGRAM EXPENDITURES

YEAR	PER	JOURNAL	EFF DATE	SRC	T	REF1	PROJECT STRING
2023	9	164	03/07/2023	API	1	903998	
2023	9		03/20/2023	API		905039	
2023	7	249	01/10/2023	API	1	901344	
2023	7	155	01/05/2023	APM	1	901344	
2023	6	334	12/28/2022	APM	1	903998	

PO/REF2	REF3	REFERENCE	AMOUNT	P	CHECK NO	WARRANT	VOUCHER
20232485	152609	W 030823T	353.00	Y	68416	030823T	155642
20233341	153178		4,200.00	N	0		
20232835	150405	W 011223T	419.60	Y	68044	011223T	153411
20230260	143104	RCLS	180.30	Y	66560	081122T	145986
20232485	148400	RCLS	761.00	Y	67537	112122T	151385
			5,913.90				



<b>CARRY FORWARD</b>	<b>VDR NAME/ITEM DESC</b>	<b>COMMENTS</b>
N	A & E SERVICES GROUP, LLC	consulting services - ARPA Hou
N	AMERICAN GENERAL BUILDING SERVICES, LLC	Heating Unit - ARPA funded
N	THE DAY PUBLISHING COMPANY	RFP postings for ARPA Housing
N	THE DAY PUBLISHING COMPANY	Legal Notices - The New London
N	A & E SERVICES GROUP, LLC	consulting services - ARPA Hou

<b>ORG</b>	<b>OBJECT</b>	<b>PROJECT</b>	<b>ACCOUNT</b>	<b>DESCRIPTION</b>
21010103	54500	G0014	0210-14-1010-10103-54500 -G0014	BUILDING MAINTENANCE
21010103	54500	G0014	0210-14-1010-10103-54500 -G0014	BUILDING MAINTENANCE
21010103	54500	G0014	0210-14-1010-10103-54500 -G0014	BUILDING MAINTENANCE
21010103	54500	G0014	0210-14-1010-10103-54500 -G0014	BUILDING MAINTENANCE
21010103	54500	G0014	0210-14-1010-10103-54500 -G0014	BUILDING MAINTENANCE

YEAR	PER	JOURNAL	EFF DATE	SRC	T	REF1	PROJECT STRING
2023	8	225	02/08/2023	API	1	904757	
2023	7	249	01/10/2023	API	1	903831	
2023	5	292	11/17/2022	API	1	904803	
2023	5	292	11/17/2022	API	1	903831	
2023	4	204	10/19/2022	API	1	904803	

PO/REF2	REF3	REFERENCE	AMOUNT	P	CHECK NO	WARRANT	VOUCHER
20232446	151782	W 021423T	3,000.00	Y	68267	021423T	154802
20232410	150398	W 011223T	1,650.00	Y	68037	011223T	153404
20232198	148488	W 112122T	785.00	Y	67569	112122T	151476
20231936	148521	W 112122T	3,200.00	Y	67577	112122T	151510
20231935	146981	W 102022T	1,814.00	Y	67265	102022T	149953

Total 10,449.00

Sawmill 3,000.00

NLH 7,449.00

Proof 0.00

<b>CARRY FORWARD</b>	<b>VDR NAME/ITEM DESC</b>	<b>COMMENTS</b>
N	JAMES K GRANT ASSOCIATE	James Grant Associates - Histo
N	PRO PLUMBING LLC	Pro-Plumbing - Historic
N	KELLEY JOHN A	John Kelley - Historic
N	PRO PLUMBING LLC	Pro Plumbing - Historic
N	KELLEY JOHN A	John Kelley - Historic

ORG	OBJECT	PROJECT	ACCOUNT	DESCRIPTION	YEAR
21040107	54005	G0014	0210-40-4010-40107-54005 -G0014	ROAD RESTORATION	2023
21040107	54005	G0014	0210-40-4010-40107-54005 -G0014	ROAD RESTORATION	2023
21040107	54005	G0014	0210-40-4010-40107-54005 -G0014	ROAD RESTORATION	2023
21040107	54005	G0014	0210-40-4010-40107-54005 -G0014	ROAD RESTORATION	2023
21040107	54005	G0014	0210-40-4010-40107-54005 -G0014	ROAD RESTORATION	2023
21040107	54005	G0014	0210-40-4010-40107-54005 -G0014	ROAD RESTORATION	2023
21040107	54005	G0014	0210-40-4010-40107-54005 -G0014	ROAD RESTORATION	2023
21040107	54005	G0014	0210-40-4010-40107-54005 -G0014	ROAD RESTORATION	2023
21040107	54005	G0014	0210-40-4010-40107-54005 -G0014	ROAD RESTORATION	2023
21040107	54005	G0014	0210-40-4010-40107-54005 -G0014	ROAD RESTORATION	2023
21040107	54005	G0014	0210-40-4010-40107-54005 -G0014	ROAD RESTORATION	2023
21040107	54005	G0014	0210-40-4010-40107-54005 -G0014	ROAD RESTORATION	2023
21040107	54005	G0014	0210-40-4010-40107-54005 -G0014	ROAD RESTORATION	2023
21040107	54005	G0014	0210-40-4010-40107-54005 -G0014	ROAD RESTORATION	2023

PER	JOURNAL	EFF DATE	SRC	T	REF1	PROJECT STRING	PO/REF2
5	90	11/02/2022	API	1	908022		20230615
3	90	09/07/2022	API	1	908022		20230615
2	544	08/25/2022	API	1	900731		20230613
2	544	08/25/2022	API	1	900731		20230614
2	210	08/10/2022	API	1	904680		20230324
2	210	08/10/2022	API	1	903504		20230542
2	210	08/10/2022	API	1	903504		20230542
2	210	08/10/2022	API	1	904713		20230533
1	482	07/28/2022	API	1	900731		20230322
1	482	07/28/2022	API	1	900731		20230613
1	482	07/28/2022	API	1	900731		20230612
1	482	07/28/2022	API	1	904680		20230324
1	482	07/28/2022	API	1	904680		20230324

REF3	REFERENCE	AMOUNT	P	CHECK NO	WARRANT	VOUCHER	CARRY FORWARD
147787	W 110322T	26,338.15	Y	67409	110322T	150765	N
144745	W 090822T	58,880.05	Y	66804	090822T	147683	N
144018	W 082922T	600.00	Y	66695	082922T	146943	N
144024	W 082922T	2,200.00	Y	66695	082922T	146949	N
142879	W 081122T	1,290.00	Y	66514	081122T	145746	N
143174	W 081122T	2,024.40	Y	66571	081122T	146056	N
143176	W 081122T	351.40	Y	66571	081122T	146058	N
143085	W 081122T	741.00	Y	66549	081122T	145967	N
142451	W 080122T	7,500.00	Y	66426	080122T	145287	N
142452	W 080122T	3,000.00	Y	66426	080122T	145288	N
142453	W 080122T	2,500.00	Y	66426	080122T	145289	N
142314	W 080122T	5,160.00	Y	66382	080122T	145143	N
142315	W 080122T	4,300.00	Y	66382	080122T	145144	N
		114,885.00					



<b>VDR NAME/ITEM DESC</b>	<b>COMMENTS</b>
PASTERYAK CHARLES JR INC ASPHALT PAVING	Road Resurfacing
PASTERYAK CHARLES JR INC ASPHALT PAVING	Road Resurfacing
T.D.C. EXCAVATING LLC	Drainage Work Misc Roads
T.D.C. EXCAVATING LLC	Drainage Work Van Tassell Dr
CONNECTICUT PRECAST CORPORATION	Misc CB Components
WESCON CORP OF CONN	Misc Asphalt
WESCON CORP OF CONN	Misc Asphalt
PRECISE TRAFFIC CONTROL LLC	Traffic Control Services
T.D.C. EXCAVATING LLC	Drainage Work
T.D.C. EXCAVATING LLC	Drainage Work Misc Roads
T.D.C. EXCAVATING LLC	Drainage Work Crocker Hill
CONNECTICUT PRECAST CORPORATION	Misc CB Components
CONNECTICUT PRECAST CORPORATION	Misc CB Components

<b>ORG</b>	<b>OBJECT</b>	<b>PROJECT</b>	<b>ACCOUNT</b>	<b>DESCRIPTION</b>
21040111	58240	G0014	0210-40-4011-40111-58240 -G0014	BUILDING UPGRADE RESERVE
21040111	58240	G0014	0210-40-4011-40111-58240 -G0014	BUILDING UPGRADE RESERVE
21040111	58240	G0014	0210-40-4011-40111-58240 -G0014	BUILDING UPGRADE RESERVE
21040111	58240	G0014	0210-40-4011-40111-58240 -G0014	BUILDING UPGRADE RESERVE
21040111	58240	G0014	0210-40-4011-40111-58240 -G0014	BUILDING UPGRADE RESERVE
21040111	58240	G0014	0210-40-4011-40111-58240 -G0014	BUILDING UPGRADE RESERVE
21040111	58240	G0014	0210-40-4011-40111-58240 -G0014	BUILDING UPGRADE RESERVE
21040111	58240	G0014	0210-40-4011-40111-58240 -G0014	BUILDING UPGRADE RESERVE
21040111	58240	G0014	0210-40-4011-40111-58240 -G0014	BUILDING UPGRADE RESERVE

YEAR	PER	JOURNAL	EFF DATE	SRC	T	REF1	PROJECT STRING
2023	9	239	03/01/2023	API	1	900575	
2023	8	525	02/27/2023	API	1	904983	
2023	8	505	02/22/2023	API	1	904983	
2023	8	505	02/22/2023	API	1	904983	
2023	8	505	02/22/2023	API	1	904983	
2023	8	225	02/08/2023	API	1	903449	
2023	7	419	01/23/2023	API	1	904983	
2023	3	90	09/07/2022	API	1	904612	
2023	2	544	08/25/2022	API	1	904612	

PO/REF2	REF3	REFERENCE	AMOUNT	P	CHECK NO	WARRANT	VOUCHER
20233206	152525	W 030223T	1,443.58	Y	68542	030223T	155557
20233134	152408	W 022723T	90,000.00	Y	68412	022723T	155440
20232463	152124	W 022323T	9,775.00	Y	68347	022323T	155151
20233133	152125	W 022323T	73,500.00	Y	68347	022323T	155152
20233134	152126	W 022323T	5,000.00	Y	68347	022323T	155153
20232819	151779	W 021423T	2,852.06	Y	68264	021423T	154799
20232463	150828	W 012423T	20,000.00	Y	68077	012423T	153837
20230235	144755	W 090822T	7,947.81	Y	66812	090822T	147693
20230235	144033	W 082922T	27,153.19	Y	66698	082922T	146959
FY 23 total			237,671.64				
Town Hall			67,728.06				
ESB			95,000.00				
Senior			74,943.58				
Proof			0.00				

<b>CARRY FORWARD</b>	<b>VDR NAME/ITEM DESC</b>	<b>COMMENTS</b>
N	BANK OF AMERICA	Misc Items
N	AIR TEMP MECHANICAL SERVICES INC	ESB HVAC Improvements
N	AIR TEMP MECHANICAL SERVICES INC	Town Hall HVAC Improvements
N	AIR TEMP MECHANICAL SERVICES INC	Senior Center HVAC Improvement
N	AIR TEMP MECHANICAL SERVICES INC	ESB HVAC Improvements
N	F.W. WEBB COMPANY	MIS Room HVAC Unit
N	AIR TEMP MECHANICAL SERVICES INC	Town Hall HVAC Improvements
N	TRANE US INC	HVAC System Equipment
N	TRANE US INC	HVAC System Equipment

ORG	OBJECT	PROJECT	ACCOUNT	DESCRIPTION	YEAR	PER
21020103	57300	G0014	0210-20-2010-20103-57300 -G0014	NEW EQUIPMENT	2022	12
21020103	57300	G0014	0210-20-2010-20103-57300 -G0014	NEW EQUIPMENT	2022	12
21020103	57300	G0014	0210-20-2010-20103-57300 -G0014	NEW EQUIPMENT	2023	2

JOURNAL	EFF DATE	SRC	T	REF1	PROJECT STRING	PO/REF2	REF3	REFERENCE	AMOUNT	P
1825	06/30/2022	API	1	900575		20223495	144877	W 091522T	639.98	Y
1329	06/30/2022	API	1	902906		20223479	142720	W 080922T	3,214.40	Y
486	08/24/2022	API	1	906692		20231452	143799	W 082422T	56,632.60	Y

60,486.98

CHECK NO	WARRANT	VOUCHER	CARRY FORWARD	VDR NAME/ITEM DESC	COMMENT
66827	091522T	147818	N	BANK OF AMERICA	Monitors fc
66462	080922T	145576	N	W.B. MASON CO INC	NEW CORN
66610	082422T	146716	N	COMMUNICATIONS PLUS LLC	Replace dis



'S  
or new communication  
IER DESK

patch stations (2)

ORG	OBJECT	PROJECT	ACCOUNT
21010201	57353	G0014	0210-10-1020-10201-57353 -G0014

DESCRIPTION	YEAR	PER	JOURNAL	EFF DATE	SRC	T
FOOD PANTRY IMPROVEMENTS	2023		2	216	08/16/2022 API	1

REF1	PROJECT STRING	PO/REF2	REF3	REFERENCE	AMOUNT	P	CHECK NO
904725		20231294	143202	W 081622T	8,700.00	Y	66578

WARRANT	VOUCHER	CARRY FORWARD	VDR NAME/ITEM DESC	COMMENTS
081622T	146084	N	ANA CONTRACTING LLC	FP Roof - ARPA Funds

ORG	OBJECT	PROJECT	ACCOUNT	DESCRIPTION
21090305	53300	G0014	0210-10-1210-12101-53300 -G0014	PROFESSIONAL/TECH SERVICES
21090305	53300	G0014	0210-10-1210-12101-53300 -G0014	PROFESSIONAL/TECH SERVICES
21090305	53300	G0014	0210-10-1210-12101-53300 -G0014	PROFESSIONAL/TECH SERVICES

YEAR	PER	JOURNAL	EFF DATE	SRC	T	REF1	PROJECT STRING
2023	3	300	09/21/2022	API	1	904749	
2023	2	210	08/10/2022	API	1	901334	
2023	1	482	07/28/2022	API	1	901111	

PO/REF2	REF3	REFERENCE	AMOUNT	P	CHECK NO	WARRANT	VOUCHER
20231420	145742	W 092622T	10,000.00	Y	66990	092622T	148701
20231273	143052	W 081122T	43,270.00	Y	66539	081122T	145927
20231074	142457	W 080122T	15,000.00	Y	66430	080122T	145293



<b>CARRY FORWARD</b>	<b>VDR NAME/ITEM DESC</b>
N	NEW LONDON HOMELESS HOSPITALITY CENTER
N	LEDGE LIGHT HEALTH DIST
N	TVCCA

**COMMENTS**

ARPA subrecipient award

ARPA subrecipient award

ARPA funding per 12/8/21 Counc

ORG	OBJECT	PROJECT	ACCOUNT	DESCRIPTION	YEAR
20360101	53335	G0014	0203-60-6010-60101-53335 -G0014	SITE IMPROVEMENT	2023

PER	JOURNAL	EFF DATE	SRC	T	REF1	PROJECT STRING	PO/REF2
4	19	10/03/2022	API	1	901271		20232092

REF3	REFERENCE	AMOUNT	P	CHECK NO	WARRANT	VOUCHER	CARRY FORWARD
146130	W 100422T	27,296.00	Y	67036	100422T	149098	N

VDR NAME/ITEM DESC	COMMENTS
GAME TIME	2-5 Yr Old Playscape

ORG	OBJECT	PROJECT	ACCOUNT	DESCRIPTION
21012151	57410	G0014	0210-14-1215-12109-57410 -G0014	COMPUTER SOFTWARE

YEAR	PER	JOURNAL	EFF DATE	SRC	T	REF1	PROJECT STRING
2023		4	329	10/31/2022	APM	1	904144



PO/REF2	REF3	REFERENCE	AMOUNT	P	CHECK NO	WARRANT	VOUCHER
20230616	142290	RCLS	10,500.00	Y	66378	080122T	145119
			10,500.00				

CARRY FORWARD	VDR NAME/ITEM DESC	COMMENTS
N	CLEARGOV INC	ClearGov Digital Budget Book S

ORG	OBJECT	PROJECT	ACCOUNT	DESCRIPTION
21040111	58244	G0014	0210-40-4011-40111-58244 -G0014	BUILDING & GROUNDS MISC
21040111	58244	G0014	0210-40-4011-40111-58244 -G0014	BUILDING & GROUNDS MISC

ORG	OBJECT	PROJECT	ACCOUNT	DESCRIPTION
21040111	58244	G0014	0210-40-4011-40111-58244 -G0014	BUILDING & GROUNDS MISC

YEAR	PER	JOURNAL	EFF DATE	SRC	T	REF1	PROJECT STRING
2022	12	1433	06/30/2022	API	1	900575	
2022	12	543	06/21/2022	API	1	900575	

YEAR	PER	JOURNAL	EFF DATE	SRC	T	REF1	PROJECT STRING
2023	7	224	01/09/2023	API	1	903760	

PO/REF2	REF3	REFERENCE	AMOUNT	P	CHECK NO	WARRANT	VOUCHER
20220148	143245	W 081022T	2,445.00	Y	66579	081022T	146128
20220148	140778	W 062322T	31.84	Y	66037	062322T	143512
			2,476.84				

PO/REF2	REF3	REFERENCE	AMOUNT	P	CHECK NO	WARRANT	VOUCHER
20232096	150278	W 011023T	43.16	Y	67995	011023T	153284
			43.16				

<b>CARRY FORWARD</b>	<b>VDR NAME/ITEM DESC</b>	<b>COMMENTS</b>
N	BANK OF AMERICA	Misc Items
N	BANK OF AMERICA	Misc Items

<b>CARRY FORWARD</b>	<b>VDR NAME/ITEM DESC</b>	<b>COMMENTS</b>
N	UNITED RENTALS INC	Lift Rental



# TOWN OF LEDYARD

741 Colonel Ledyard  
Highway  
Ledyard, CT 06339-1511

---

**File #:** 22-093

**Agenda Date:** 4/5/2023

**Agenda #:** 2.

---

AGENDA REQUEST  
GENERAL DISCUSSION ITEM

**Subject:**

Any other Old Business proper to come before the Committee.



# TOWN OF LEDYARD

741 Colonel Ledyard  
Highway  
Ledyard, CT 06339-1511

---

**File #:** 23-1401

**Agenda Date:** 4/5/2023

**Agenda #:** 1.

---

## FINANCIAL BUSINESS REQUEST (FBR)

### **Motion/Request:**

MOTION to approve appropriation from the receipt of sales of vehicles and equipment through GovDeals in the total amount of \$11,300 to the Public Works Small Truck CNR Account 21040101-57313.

### **Background:**

The town realized a total of \$11,300 from the sale of a 2011 Ford E350 van which was formerly the PW Department Buildings & Grounds services vehicle.

The town has previously appropriated such revenues to the respective capital reserve fund to supplement/offset direct budgetary appropriations in meeting lifecycle replacement costs.

### **Department Comment/Recommendation:**

Inasmuch as this action is consistent with previous appropriations of GovDeals revenues, I request appropriation of these funds according to the specifics of the motion.

### **Finance Director Comment/Recommendation:**

### **Mayor Comment/Recommendation:**

I support this request. Auction yielded 1,025 unique views, 60 bids from 19 unique bidders.

### **Meeting Action Detail:**





# TOWN OF LEDYARD

741 Colonel Ledyard  
Highway  
Ledyard, CT 06339-1511

---

**File #:** 23-1439

**Agenda Date:** 4/5/2023

**Agenda #:** 2.

---

## GRANT REQUEST

### **Type Motion/Request here and complete the Grant Request Form Below:**

MOTION to authorize the Mayor to submit a Grant Application to Senior Resources Agency on Aging -Title 3 in the amount of \$14,120 to be used to increase one Van Driver to full-time; with a local match \$8,000 to come from Account# 10130501-51800 (Part-time Wages).

### **Background:**

The Senior Center has seen a tremendous increase in the demand for transportation services. Making a driver full time would allow us to increase our service hours and accommodate more medical rides. If the merger moves forward, we proposed moving the funds from the Community Health line into the Van Driver line to cover the cost of making a driver full time. The grant would allow us to make a driver full time without utilizing the Community Health funds to do so.

### **Department Comments/Recommendation:**

(Type text here)

### **Finance Director Comments/Recommendation:**

(Type text here)

### **Mayor Comments/Recommendation:**

(Type text here)

### **Please Complete the Grant Request Form Below:**

TOWN OF LEDYARD  
GENERAL GOVERNMENT  
GRANT APPLICATION POLICY AND PROCESS

The Ledyard Town Council will approve all grant applications submitted by the Town to any governmental agency or private foundation on behalf of the Town; and any items that are offered to the Town by any entity,

and items taken in forfeiture by the Town. Every department, commission, or board acting on behalf of the Town of Ledyard when seeking grants or responding to an offer to the Town of grant funds or items must follow this policy and process.

Grants, for these purposes include:

1. Grants that require a Town match -- whether the match is a dollar figure, an in-kind contribution, or a combination thereof
2. Grants that are 100% funded
3. Items or services that are offered ("gifted") to the Town such as land, equipment, buildings, or vehicles
4. Items that are taken by forfeiture and intended to be retained by the Town
5. Items granted to a fire company's 501(c)3 organization but expected to be maintained and/or insured by Town operating dollars

When applying for any grant, the grant seeker will create a legislative file and attach a completed GRANT REQUEST FORM and any pertinent information about the grant and grantor. The legislative file will be set up to go to the Town Council using the Finance Committee workflow.

**When applying for Federal funding, the grant seeker must include acknowledgement in the GRANT REQUEST FORM that they have read and understand the Federal Government procurement standards for federal funding in 2 CFR 200.318 through 200.325 (See Attachment 1).**

Amended and Approved by the Town Council: on: July 22, 2020

Linda C Davis

\_\_\_\_\_  
Linda C. Davis, Chairman

Revisions: "General Government Grant Application Policy and Process" Adopted: May 8, 2018.

History: Paragraph 5 added the following: *"When applying for Federal funding, the grant seeker must include acknowledgement in the GRANT REQUEST FORM that they have read and understand the Federal Government procurement standards for federal funding in 2 CFR 200.318 through 200.325 (See Attachment 1)."*

Below the Form added: *FOR FEDERAL GRANTS: "I confirm that I have read and understand the federal general procurement standards in 2 CFR § 200.318 through 200.325"*

Added to the Policy Attachment 1 *"Code of Federal Regulations: 2 CFR"* to Policy.

### GRANT REQUEST FORM

Requestor Senior Center - Scott Johnson, Jr.

Date

3/29/2023

Dept/Commission/Board

Senior Commission

Name of Grant Title III Funding Older Americans Act

Type of Grant (State of CT, Federal, Private Foundation, Individual - if combination, explain)

Federal passed through designated Area Agency on Aging (Senior Resources)

Reason for Applying for this Grant

This will allow us to make a driver full time and potentially spread the financial impact to the town for up to 3 years.

Amount of Town Match \$8,000.00

Source of Town Match GF 10130501, Part Time Wages 51800

In-Kind Match - Explain

**FOR FEDERAL GRANTS: I confirm that I have read and understand the federal general procurement standards in 2 CFR § 200.318 through 200.325 (Appendix 1)**



Signed Name

Scott Johnson Jr

Printed Name

3/29/23

Date

## ATTACHMENT 1

Code of Federal Regulations: 2 CFR

§200.318 General procurement standards.

(a) The non-Federal entity must use its own documented procurement procedures which reflect applicable State, local, and tribal laws and regulations, provided that the procurements conform to applicable Federal law and the standards identified in this part.

(b) Non-Federal entities must maintain oversight to ensure that contractors perform in accordance with the terms, conditions, and specifications of their contracts or purchase orders.

(c)(1) The non-Federal entity must maintain written standards of conduct covering conflicts of interest and governing the actions of its employees engaged in the selection, award and administration of contracts. No employee, officer, or agent may participate in the selection, award, or administration of a contract supported by a Federal award if he or she has a real or apparent conflict of interest. Such a conflict of interest would arise

when the employee, officer, or agent, any member of his or her immediate family, his or her partner, or an organization which employs or is about to employ any of the parties indicated herein, has a financial or other interest in or a tangible personal benefit from a firm considered for a contract. The officers, employees, and agents of the non-Federal entity may neither solicit nor accept gratuities, favors, or anything of monetary value from contractors or parties to subcontracts. However, non-Federal entities may set standards for situations in which the financial interest is not substantial or the gift is an unsolicited item of nominal value. The standards of conduct must provide for disciplinary actions to be applied for violations of such standards by officers, employees, or agents of the non-Federal entity.

(2) If the non-Federal entity has a parent, affiliate, or subsidiary organization that is not a state, local government, or Indian tribe, the non-Federal entity must also maintain written standards of conduct covering organizational conflicts of interest. Organizational conflicts of interest means that because of relationships with a parent company, affiliate, or subsidiary organization, the non-Federal entity is unable or appears to be unable to be impartial in conducting a procurement action involving a related organization.

(d) The non-Federal entity's procedures must avoid acquisition of unnecessary or duplicative items. Consideration should be given to consolidating or breaking out procurements to obtain a more economical purchase. Where appropriate, an analysis will be made of lease versus purchase alternatives, and any other appropriate analysis to determine the most economical approach.

(e) To foster greater economy and efficiency, and in accordance with efforts to promote cost-effective use of shared services across the Federal Government, the non-Federal entity is encouraged to enter into state and local intergovernmental agreements or inter-entity agreements where appropriate for procurement or use of common or shared goods and services.

(f) The non-Federal entity is encouraged to use Federal excess and surplus property in lieu of purchasing new equipment and property whenever such use is feasible and reduces project costs.

(g) The non-Federal entity is encouraged to use value engineering clauses in contracts for construction projects of sufficient size to offer reasonable opportunities for cost reductions. Value engineering is a systematic and creative analysis of each contract item or task to ensure that its essential function is provided at the overall lower cost.

(h) The non-Federal entity must award contracts only to responsible contractors possessing the ability to perform successfully under the terms and conditions of a proposed procurement. Consideration will be given to such matters as contractor integrity, compliance with public policy, record of past performance, and financial and technical resources. See also §200.213 Suspension and debarment.

(i) The non-Federal entity must maintain records sufficient to detail the history of procurement. These records will include, but are not necessarily limited to the following: rationale for the method of procurement, selection of contract type, contractor selection or rejection, and the basis for the contract price.

(j)(1) The non-Federal entity may use a time and materials type contract only after a determination that no other contract is suitable and if the contract includes a ceiling price that the contractor exceeds at its own risk. Time and materials type contract means a contract whose cost to a non-Federal entity is the sum of:

(i) The actual cost of materials; and

(ii) Direct labor hours charged at fixed hourly rates that reflect wages, general and administrative expenses, and profit.

(2) Since this formula generates an open-ended contract price, a time-and-materials contract provides no positive profit incentive to the contractor for cost control or labor efficiency. Therefore, each contract must set a ceiling price that the contractor exceeds at its own risk. Further, the non-Federal entity awarding such a contract must assert a high degree of oversight in order to obtain reasonable assurance that the contractor is using efficient methods and effective cost controls.

(k) The non-Federal entity alone must be responsible, in accordance with good administrative practice and sound business judgment, for the settlement of all contractual and administrative issues arising out of procurements. These issues include, but are not limited to, source evaluation, protests, disputes, and claims. These standards do not relieve the non-Federal entity of any contractual responsibilities under its contracts. The Federal awarding agency will not substitute its judgment for that of the non-Federal entity unless the matter is primarily a Federal concern. Violations of law will be referred to the local, state, or Federal authority having proper jurisdiction.

[78 FR 78608, Dec. 26, 2013, as amended at 79 FR 75885, Dec. 19, 2014; 80 FR 43309, July 22, 2015]

#### §200.319 Competition.

(a) All procurement transactions must be conducted in a manner providing full and open competition consistent with the standards of this section. In order to ensure objective contractor performance and eliminate unfair competitive advantage, contractors that develop or draft specifications, requirements, statements of work, or invitations for bids or requests for proposals must be excluded from competing for such procurements. Some of the situations considered to be restrictive of competition include but are not limited to:

(1) Placing unreasonable requirements on firms in order for them to qualify to do business;

(2) Requiring unnecessary experience and excessive bonding;

(3) Noncompetitive pricing practices between firms or between affiliated companies;

(4) Noncompetitive contracts to consultants that are on retainer contracts;

(5) Organizational conflicts of interest;

(6) Specifying only a “brand name” product instead of allowing “an equal” product to be offered and describing the performance or other relevant requirements of the procurement; and

(7) Any arbitrary action in the procurement process.

(b) The non-Federal entity must conduct procurements in a manner that prohibits the use of statutorily or administratively imposed state, local, or tribal geographical preferences in the evaluation of bids or proposals, except in those cases where applicable Federal statutes expressly mandate or encourage geographic preference. Nothing in this section preempts state licensing laws. When contracting for architectural and engineering (A/E) services, geographic location may be a selection criterion provided its application leaves an appropriate number of qualified firms, given the nature and size of the project, to compete for the contract.

(c) The non-Federal entity must have written procedures for procurement transactions. These procedures must ensure that all solicitations:

(1) Incorporate a clear and accurate description of the technical requirements for the material, product, or

service to be procured. Such description must not, in competitive procurements, contain features which unduly restrict competition. The description may include a statement of the qualitative nature of the material, product or service to be procured and, when necessary, must set forth those minimum essential characteristics and standards to which it must conform if it is to satisfy its intended use. Detailed product specifications should be avoided if at all possible. When it is impractical or uneconomical to make a clear and accurate description of the technical requirements, a “brand name or equivalent” description may be used as a means to define the performance or other salient requirements of procurement. The specific features of the named brand which must be met by offers must be clearly stated; and

(2) Identify all requirements which the offerors must fulfill and all other factors to be used in evaluating bids or proposals.

(d) The non-Federal entity must ensure that all prequalified lists of persons, firms, or products which are used in acquiring goods and services are current and include enough qualified sources to ensure maximum open and free competition. Also, the non-Federal entity must not preclude potential bidders from qualifying during the solicitation period.

[78 FR 78608, Dec. 26, 2013, as amended at 79 FR 75885, Dec. 19, 2014]

§200.320 Methods of procurement to be followed.

The non-Federal entity must use one of the following methods of procurement.

(a) Procurement by micro-purchases. Procurement by micro-purchase is the acquisition of supplies or services, the aggregate dollar amount of which does not exceed the micro-purchase threshold (§200.67 Micro-purchase). To the extent practicable, the non-Federal entity must distribute micro-purchases equitably among qualified suppliers. Micro-purchases may be awarded without soliciting competitive quotations if the non-Federal entity considers the price to be reasonable.

(b) Procurement by small purchase procedures. Small purchase procedures are those relatively simple and informal procurement methods for securing services, supplies, or other property that do not cost more than the Simplified Acquisition Threshold. If small purchase procedures are used, price or rate quotations must be obtained from an adequate number of qualified sources.

(c) Procurement by sealed bids (formal advertising). Bids are publicly solicited and a firm fixed price contract (lump sum or unit price) is awarded to the responsible bidder whose bid, conforming with all the material terms and conditions of the invitation for bids, is the lowest in price. The sealed bid method is the preferred method for procuring construction, if the conditions in paragraph (c)(1) of this section apply.

(1) In order for sealed bidding to be feasible, the following conditions should be present:

(i) A complete, adequate, and realistic specification or purchase description is available;

(ii) Two or more responsible bidders are willing and able to compete effectively for the business; and

(iii) The procurement lends itself to a firm fixed price contract and the selection of the successful bidder can be made principally on the basis of price.

(2) If sealed bids are used, the following requirements apply:

(i) Bids must be solicited from an adequate number of known suppliers, providing them sufficient

response time prior to the date set for opening the bids, for local, and tribal governments, the invitation for bids must be publicly advertised;

(ii) The invitation for bids, which will include any specifications and pertinent attachments, must define the items or services in order for the bidder to properly respond;

(iii) All bids will be opened at the time and place prescribed in the invitation for bids, and for local and tribal governments, the bids must be opened publicly;

(iv) A firm fixed price contract award will be made in writing to the lowest responsive and responsible bidder. Where specified in bidding documents, factors such as discounts, transportation cost, and life cycle costs must be considered in determining which bid is lowest. Payment discounts will only be used to determine the low bid when prior experience indicates that such discounts are usually taken advantage of; and

(v) Any or all bids may be rejected if there is a sound documented reason.

(d) Procurement by competitive proposals. The technique of competitive proposals is normally conducted with more than one source submitting an offer, and either a fixed price or cost-reimbursement type contract is awarded. It is generally used when conditions are not appropriate for the use of sealed bids. If this method is used, the following requirements apply:

(1) Requests for proposals must be publicized and identify all evaluation factors and their relative importance. Any response to publicized requests for proposals must be considered to the maximum extent practical;

(2) Proposals must be solicited from an adequate number of qualified sources;

(3) The non-Federal entity must have a written method for conducting technical evaluations of the proposals received and for selecting recipients;

(4) Contracts must be awarded to the responsible firm whose proposal is most advantageous to the program, with price and other factors considered; and

(5) The non-Federal entity may use competitive proposal procedures for qualifications-based procurement of architectural/engineering (A/E) professional services whereby competitors' qualifications are evaluated and the most qualified competitor is selected, subject to negotiation of fair and reasonable compensation. The method, where price is not used as a selection factor, can only be used in procurement of A/E professional services. It cannot be used to purchase other types of services though A/E firms are a potential source to perform the proposed effort.

(e) [Reserved]

(f) Procurement by noncompetitive proposals. Procurement by noncompetitive proposals is procurement through solicitation of a proposal from only one source and may be used only when one or more of the following circumstances apply:

(1) The item is available only from a single source;

(2) The public exigency or emergency for the requirement will not permit a delay resulting from competitive solicitation;

(3) The Federal awarding agency or pass-through entity expressly authorizes noncompetitive proposals in

response to a written request from the non-Federal entity; or

- (4) After solicitation of a number of sources, competition is determined inadequate.

[78 FR 78608, Dec. 26, 2013, as amended at 79 FR 75885, Dec. 19, 2014; 80 FR 54409, Sept. 10, 2015]

§200.321 Contracting with small and minority businesses, women's business enterprises, and labor surplus area firms.

(a) The non-Federal entity must take all necessary affirmative steps to assure that minority businesses, women's business enterprises, and labor surplus area firms are used when possible.

(b) Affirmative steps must include:

(1) Placing qualified small and minority businesses and women's business enterprises on solicitation lists;

(2) Assuring that small and minority businesses, and women's business enterprises are solicited whenever they are potential sources;

(3) Dividing total requirements, when economically feasible, into smaller tasks or quantities to permit maximum participation by small and minority businesses, and women's business enterprises;

(4) Establishing delivery schedules, where the requirement permits, which encourage participation by small and minority businesses, and women's business enterprises;

(5) Using the services and assistance, as appropriate, of such organizations as the Small Business Administration and the Minority Business Development Agency of the Department of Commerce; and

(6) Requiring the prime contractor, if subcontracts are to be let, to take the affirmative steps listed in paragraphs (1) through (5) of this section.

§200.322 Procurement of recovered materials.

A non-Federal entity that is a state agency or agency of a political subdivision of a state and its contractors must comply with section 6002 of the Solid Waste Disposal Act, as amended by the Resource Conservation and Recovery Act. The requirements of Section 6002 include procuring only items designated in guidelines of the Environmental Protection Agency (EPA) at 40 CFR part 247 that contain the highest percentage of recovered materials practicable, consistent with maintaining a satisfactory level of competition, where the purchase price of the item exceeds \$10,000 or the value of the quantity acquired during the preceding fiscal year exceeded \$10,000; procuring solid waste management services in a manner that maximizes energy and resource recovery; and establishing an affirmative procurement program for procurement of recovered materials identified in the EPA guidelines.

[78 FR 78608, Dec. 26, 2013, as amended at 79 FR 75885, Dec. 19, 2014]

§200.323 Contract cost and price.

(a) The non-Federal entity must perform a cost or price analysis in connection with every procurement action in excess of the Simplified Acquisition Threshold including contract modifications. The method and degree of analysis is dependent on the facts surrounding the particular procurement situation, but as a starting



point, the non-Federal entity must make independent estimates before receiving bids or proposals.

(b) The non-Federal entity must negotiate profit as a separate element of the price for each contract in which there is no price competition and in all cases where cost analysis is performed. To establish a fair and reasonable profit, consideration must be given to the complexity of the work to be performed, the risk borne by the contractor, the contractor's investment, the amount of subcontracting, the quality of its record of past performance, and industry profit rates in the surrounding geographical area for similar work.

(c) Costs or prices based on estimated costs for contracts under the Federal award are allowable only to the extent that costs incurred or cost estimates included in negotiated prices would be allowable for the non-Federal entity under Subpart E-Cost Principles of this part. The non-Federal entity may reference its own cost principles that comply with the Federal cost principles.

(d) The cost plus a percentage of cost and percentage of construction cost methods of contracting must not be used.

#### §200.324 Federal awarding agency or pass-through entity review.

(a) The non-Federal entity must make available, upon request of the Federal awarding agency or pass-through entity, technical specifications on proposed procurements where the Federal awarding agency or pass-through entity believes such review is needed to ensure that the item or service specified is the one being proposed for acquisition. This review generally will take place prior to the time the specification is incorporated into a solicitation document. However, if the non-Federal entity desires to have the review accomplished after a solicitation has been developed, the Federal awarding agency or pass-through entity may still review the specifications, with such review usually limited to the technical aspects of the proposed purchase.

(b) The non-Federal entity must make available upon request, for the Federal awarding agency or pass-through entity pre-procurement review, procurement documents, such as requests for proposals or invitations for bids, or independent cost estimates, when:

(1) The non-Federal entity's procurement procedures or operation fails to comply with the procurement standards in this part;

(2) The procurement is expected to exceed the Simplified Acquisition Threshold and is to be awarded without competition or only one bid or offer is received in response to a solicitation;

(3) The procurement, which is expected to exceed the Simplified Acquisition Threshold, specifies a "brand name" product;

(4) The proposed contract is more than the Simplified Acquisition Threshold and is to be awarded to other than the apparent low bidder under a sealed bid procurement; or

(5) A proposed contract modification changes the scope of a contract or increases the contract amount by more than the Simplified Acquisition Threshold.

(c) The non-Federal entity is exempt from the pre-procurement review in paragraph (b) of this section if the Federal awarding agency or pass-through entity determines that its procurement systems comply with the standards of this part.

(1) The non-Federal entity may request that its procurement system be reviewed by the Federal awarding agency or pass-through entity to determine whether its system meets these standards in order for its system to

be certified. Generally, these reviews must occur where there is continuous high-dollar funding, and third party contracts are awarded on a regular basis;

(2) The non-Federal entity may self-certify its procurement system. Such self-certification must not limit the Federal awarding agency's right to survey the system. Under a self-certification procedure, the Federal awarding agency may rely on written assurances from the non-Federal entity that it is complying with these standards. The non-Federal entity must cite specific policies, procedures, regulations, or standards as being in compliance with these requirements and have its system available for review.

#### §200.325 Bonding requirements.

For construction or facility improvement contracts or subcontracts exceeding the Simplified Acquisition Threshold, the Federal awarding agency or pass-through entity may accept the bonding policy and requirements of the non-Federal entity provided that the Federal awarding agency or pass-through entity has made a determination that the Federal interest is adequately protected. If such a determination has not been made, the minimum requirements must be as follows:

(a) A bid guarantee from each bidder equivalent to five percent of the bid price. The “bid guarantee” must consist of a firm commitment such as a bid bond, certified check, or other negotiable instrument accompanying a bid as assurance that the bidder will, upon acceptance of the bid, execute such contractual documents as may be required within the time specified.

(b) A performance bond on the part of the contractor for 100 percent of the contract price. A “performance bond” is one executed in connection with a contract to secure fulfillment of all the contractor's obligations under such contract.

(c) A payment bond on the part of the contractor for 100 percent of the contract price. A “payment bond” is one executed in connection with a contract to assure payment as required by law of all persons supplying labor and material in the execution of the work provided for in the contract.

#### §200.326 Contract provisions.

The non-Federal entity's contracts must contain the applicable provisions described in Appendix II to Part 200-Contract Provisions for non-Federal Entity Contracts Under Federal Awards.



## PROGRAM DESCRIPTION AND WORK PLAN – FY 2024 TITLE III FUNDING

*Legal Name of Organization* \_\_\_\_\_  
*Address, City, State, Zip* \_\_\_\_\_  
*Phone Number* \_\_\_\_\_  
*Fax Number* \_\_\_\_\_  
*Organization Website* \_\_\_\_\_

*Agency Type:*

*DUNS Number* (<http://www.dnb.com/get-a-duns-number.html>) \_\_\_\_\_  
*Employer Identification Number* \_\_\_\_\_

*Program Name* \_\_\_\_\_  
*Program Address* \_\_\_\_\_

*Program Contact Name* \_\_\_\_\_  
*Title* \_\_\_\_\_  
*Phone* \_\_\_\_\_  
*Fax* \_\_\_\_\_  
*Email* \_\_\_\_\_

*Title of the Older Americans Act under which funding is requested:*

*Category*

*How many years has this program been funded by Title III?* \_\_\_\_\_

**TOTAL TITLE III REQUEST**

--

It is understood and agreed by the undersigned that funds awarded as a result of this request are to be expended for the purposes set forth herein and in the Standard Assurances document in accordance with all applicable laws, regulations, policies and procedures of Senior Resources Agency on Aging, the State Unit on Aging, the Administration for Community Living and the U. S. Department of Health and Human Services.

*Authorized Signatory* \_\_\_\_\_  
*Signature* \_\_\_\_\_  
*Title* \_\_\_\_\_  
*Date* \_\_\_\_\_

1. ORGANIZATIONAL OVERVIEW.

a. Organization's mission statement.

b. Describe the organization's financial position, including trends, challenges, or unusual developments over the last three years.

2. PROGRAM SUMMARY. **Briefly** describe the proposed program in one paragraph.

3. DETAILED PROGRAM DESCRIPTION.

a. Identify the community need this program proposes to address. How does this need address a Senior Resources priority as defined in the Area Plan (plan summary available in the RFP Guidelines and Application Instructions)? Identify the Area Plan Priority Area by choosing one in the drop-down box.

b. Describe the service(s) to be provided, including all major components of the program. Include how often the service will be provided and where (facility).

4. PROGRAM RESOURCES. Describe how management, staff and resources will be utilized to ensure success of this program such as: staffing pattern, specific training/certifications, funding, etc.

5. BACKGROUND CHECKS. The State requires all Contractors, employees and volunteers undergo criminal background checks to ensure the safety of clients. Describe the process your Agency has for completing background checks on all client contact employees and volunteers.

6. GEOGRAPHY. Using the lists below, indicate the town(s) to be targeted for service provision.

Estuary Region:

- ☐ Chester
- ☐ Clinton
- ☐ Deep River\*
- ☐ Essex
- ☐ Killingworth\*
- ☐ Lyme\*
- ☐ Old Lyme
- ☐ Old Saybrook
- ☐ Westbrook

Midstate Region:

- ☐ Cromwell
- ☐ Durham\*
- ☐ East Haddam\*
- ☐ East Hampton
- ☐ Haddam\*
- ☐ Middlefield
- ☐ Middletown
- ☐ Portland

Northeast Region:

- ☐ Brooklyn
- ☐ Canterbury\*
- ☐ Eastford\*
- ☐ Killingly
- ☐ Plainfield
- ☐ Pomfret\*
- ☐ Putnam
- ☐ Sterling\*
- ☐ Thompson\*
- ☐ Union\*
- ☐ Woodstock\*

Windham Region:

- ☐ Ashford\*
- ☐ Chaplin\*
- ☐ Columbia\*
- ☐ Coventry\*
- ☐ Hampton\*
- ☐ Lebanon\*
- ☐ Mansfield
- ☐ Scotland\*
- ☐ Willington\*
- ☐ Windham

Southeast Region:

- ☐ Bozrah\*
- ☐ Colchester\*
- ☐ East Lyme
- ☐ Franklin\*
- ☐ Griswold\*
- ☐ Groton
- ☐ Ledyard
- ☐ Lisbon\*
- ☐ Montville

- ☐ New London
- ☐ North Stonington
- ☐ Norwich
- ☐ Preston\*
- ☐ Salem\*
- ☐ Sprague\*
- ☐ Stonington\*
- ☐ Voluntown
- ☐ Waterford

7. PLAN TO REACH TARGET POPULATIONS. The Older American's Act requires outreach efforts to certain target populations. Outreach for each chosen population must be specific to the population.

a . Indicate which target group(s) will be identified and encouraged to participate in the program.

**NOTE:** Only select the group(s) that will be specifically targeted (all groups will be reported on monthly, however). There is no need to select all.

☐ Individuals with Low Income  
(100% of federal poverty level or below)

☐ Individuals from Minority Population  
Group

☐ Low Income Minority Individuals

☐ Individuals at or below 150% of Poverty

☐ Individuals Living in Rural Areas

☐ Individuals with Limited English Proficiency

☐ Individuals with Severe Disabilities

☐ Individuals at Risk of Institutionalization

☐ Individuals with Alzheimer's and related Disorders

b . Identify and describe outreach methods and time frames for each outreach method for each selected target group. The outreach plan must be specific to each group selected. Give details.

8. ACTIVITIES AND PROGRAM INDICATORS. List the proposed measurable goal. List the indicators to be used to measure the success of the goal.

MEASURABLE GOAL(S)	MEASUREMENT FOR THAT GOAL (must be a percentage or number)

9. DATA COLLECTION.

- a. describe the program's plan for measuring client impact including proposed methodology, frequency of measurement. (How is the client's life going to be changed by receiving this service?)

- b. describe the measurement tool to be used;



- c. describe follow-up activities to ensure quality improvement (action plan)

10. VOLUNTARY CONTRIBUTION PLAN. Describe HOW the following Title III requirements will be met: Fees may not be charged to program participants; however, it is a requirement to offer all clients an opportunity to donate to the program. Donations must be confidential, and no person may be denied involvement if s/he chooses not to contribute. All contributions received are to be used to expand the services of the program being funded under the grant.

11. FINANCIAL SUPPORT. Foundation, Fundraising, Corporate and Government Grant Details: Title III Contractors are required to initiate efforts to obtain additional support from private sources and other public organizations for grant-funded programs. List Other funding sources for the program described in this application and the amount provided by each (a) during FY 2022 and (b) as anticipated for the program in FY 2023.

Program Funding				
Foundation, Fundraising, Corporation, Government Funding Source	FY 23 Status*	FY 23 Amount	FY 24 Status*	FY 24 Projected Amount

\*Status – Awarded, Applied, Plan to Apply, Denied

12. REDUCED FUNDING ALTERNATIVE. If the full amount requested is not funded, how would the program be adjusted? Please be specific in terms of staff reductions, and/or the reduced number of clients/units to be served. Applicants are cautioned to respond carefully as reduction should not be made solely to persons served or units of service to be provided. Please review your overhead/administrative costs for potential reductions that would correspond to less federal funding. Give specific details such as; staffing patterns, number of clients served, alternate funding sources, etc.

13. PROGRAM MANAGEMENT. If funds were received in fiscal year 2022, please respond to the following as they apply to the period October 1, 2021 to September 30, 2022:

a. Explain the successes of the program

b. Identify challenges within the program. Explain how these challenges were addressed

c. Explain the differences between the approved budget and the actual year end expenses

14. REFERRALS. Title III Contractors are required to assist clients in taking advantage of benefits under other programs (i.e.; energy assistance, food security, health insurance counseling, etc. **letters b and c** below are referring to this question also).

a. describe how unmet needs are identified

b. describe how referrals will be made to help clients access needed services. (**This pertains to question 14 above.**)

c. describe how the proposed program will coordinate with other appropriate services to avoid duplication (ex: receiving the same service from two different agencies). (**This pertains to question 14 above.**)

15. GRIEVANCE PROCEDURE. Describe how clients participating in the program will be informed of the procedures to notify the Area Agency on Aging of complaints based on denial of services.

16. NAME AND ADDRESS OF PERSON TO WHOM CHECKS SHOULD BE MAILED:

ORGANIZATION NAME:

NAME:

ADDRESS:

17.

Head of Organization

Title

Email



## BUDGET - FY 2024 Title III Funding

Organization's Name: \_\_\_\_\_

Service Name: \_\_\_\_\_

Organization's Annual Operating Budget: \_\_\_\_\_

Total Program Cost is       #DIV/0!       of the Organization's Annual Operating Budget

### Budget Summary:

<b>A</b>	Total Program Cost	_____	\$0	
	Less:			
<b>B</b>	Client Donations	_____	\$0	
<b>C</b>	Other Cash	_____	\$0	
<b>D</b>	<b>Net Cost</b>	_____	\$0	100%
	Less Match:			
<b>E</b>	Non-Federal Cash	_____	\$0	#DIV/0! OF NET COST
<b>F</b>	Non-Federal In-Kind	_____	\$0	#DIV/0! OF NET COST
<b>G</b>	<b>Total Title III Request FY24</b>	_____	<b>\$0</b>	#DIV/0! OF NET COST

### Enter in the FY23 Award Amount (if applicable)

Increase/Decrease from FY23 Title III Award                      \$0

### DOCUMENTATION OF FUNDING SOURCES

#### OTHER CASH

SOURCE (itemize)

DOLLAR AMOUNT -  
should equal C above

#### NON-FEDERAL CASH MATCH

SOURCE (itemize)

DOLLAR AMOUNT -  
should equal E above

#### NON-FEDERAL IN-KIND MATCH

SOURCE (itemize)

DOLLAR AMOUNT -  
should equal F above

Signed: \_\_\_\_\_

Date: \_\_\_\_\_

Name: \_\_\_\_\_

Title: \_\_\_\_\_

INCLUDE IN ALL COPIES OF APPLICATION  
Budget Page 12

Personnel Page

Program Year FY 2024

Positions	Total Annual Salary for Position	Number of Hours Per Week Working on this Program	Title III	Non-Federal Cash	Other Cash	Client Donations	TOTAL
							\$0
							\$0
							\$0
							\$0
							\$0
							\$0
							\$0
							\$0
							\$0
							\$0
							\$0
							\$0
<b>TOTALS</b>			\$0	\$0	\$0	\$0	\$0

In-Kind Personnel (Volunteers working in the program - not paid staff)

Positions	Number of Hours Per Week Working on this Program	Number of Weeks Per Year	Value of In-Kind Salary
<b>TOTALS</b>			\$0

Total Program Budget

Organization Name 0

Organization's Annual Operating Budget \$0.00 Program Year: FY 2024

	NET COST							
	A	B	C	D	E	F	G	H
Expenses	Title III	MATCH		OTHER RESOURCES		TOTAL	Admin Costs	Direct Service Costs
		Non-Federal Cash	Non-Federal In Kind	Other Cash	Client Donations			
Personnel	\$0	\$0	\$0	\$0	\$0	\$0		
Fringe						\$0		
Travel						\$0		
Rent						\$0		
Telephone						\$0		
Utilities						\$0		
Vehicle Operations						\$0		
Equipment						\$0		
Repairs/Maintenance						\$0		
Conferences/Training						\$0		
Contractual Services						\$0		
Insurance						\$0		
Postage						\$0		
Supplies/Printing						\$0		
Dues/Subscriptions						\$0		
Audit						\$0		
Other						\$0		
TOTALS	\$0	\$0	\$0	\$0	\$0	\$0	\$0	\$0

	Title III	Non-Federal Cash	Non-Federal In Kind	Other Cash	Client Donations	TOTAL	Admin Costs	Direct Service Costs
Percentage of Total Cost	#DIV/0!	#DIV/0!	#DIV/0!	#DIV/0!	#DIV/0!	100%	#DIV/0!	#DIV/0!

INCLUDE IN ALL COPIES OF APPLICATION  
Budget Page 14



## BUDGET NARRATIVE/COST EXPLANTION

Please show your computation for determining the cost and your justification of each line item expense in the budget by providing the underlying rationale.

FRINGE \$0

TRAVEL \$0

RENT \$0

TELEPHONE \$0

UTILITIES \$0

BUDGET NARRATIVE/COST EXPLANATION (continued)

VEHICLE OPERATIONS                                \$0          

EQUIPMENT                                                \$0          

REPAIRS/MAINTENANCE                                \$0          

CONFERENCES/TRAINING                                \$0          

CONTRACTUAL SERVICES                                \$0          

Name of subcontractor: \_\_\_\_\_  
Activity to be subcontracted: \_\_\_\_\_  
Cost: \_\_\_\_\_

INSURANCE                                                \$0

BUDGET NARRATIVE/COST EXPLANATION (continued)

POSTAGE	<u>\$0</u>
---------	------------

SUPPLIES/PRINTING	<u>\$0</u>
-------------------	------------

DUES/SUBSCRIPTIONS	<u>\$0</u>
--------------------	------------

AUDIT	<u>\$0</u>
-------	------------

OTHER	<u>\$0</u>
-------	------------

Service Targets

Use the following definitions:

- Low Income:** All clients 100% or below poverty line.
- Minority:** African American/Black, Hispanic/Latino, Native American, Asian American, and Pacific Islander
- Low Income Minority:** All Minority clients 100% or below poverty line
- Near Poor:** All clients at or below 150% of poverty
- Rural:** Encompasses all population, housing, and territory not included within an urban area. (See page 5 of application for rural towns)
- Limited English Proficiency:** Individuals who do not speak English as their primary language and who have a limited ability to read, speak, write, or understand English, can be limited English proficient, or "LEP". These individuals may be entitled to language assistance with respect to a particular type of service, benefit, or encounter
- Severely Disabled:** All clients with reported need for assistance with 3 or more ADL's
- At Risk of Institutionalization:** All severely disabled clients who do not reside in nursing homes and lives alone or is below 100% FPL or over 80
- Alzheimer's & Related Disorders:** All clients with neurological or organic brain dysfunction

SERVICE NAME (Refer to Reference Material for Service Name)	Units of Service	Total Number of Unduplicated Clients	Clients with Low Income	Clients from Minority Population Groups	Clients from Low Income Minority Population Groups	Clients at at or below 150% of the Federal Poverty Limit	Clients Living in Rural Areas	Clients with Limited English Proficiency	Clients with Severe Disabilities	Clients At Risk of Institution alization	Clients with Alzheimer's and Related Disorders

Unit Cost

A	B	C	D	E	F	G	H
Service Name	Unit of Measure	Total Units	Net Cost Assigned	Net Cost Per Unit	Title III Cost Assigned	Title III Cost Per Unit	Percentage of Title III Request
0		0		#DIV/0!		#DIV/0!	#DIV/0!
0		0		#DIV/0!		#DIV/0!	#DIV/0!
0		0		#DIV/0!		#DIV/0!	#DIV/0!
0		0		#DIV/0!		#DIV/0!	#DIV/0!
<b>TOTALS</b>			\$0		\$0		

The correct unit of measure can be found in the Reference Material guide

FY 2024

## LETTER OF INTENT TO APPLY

The following agency declares its intention to apply as a Contractor under Title IIIB or D of the Older Americans Act.

<b><u>1. Applicant:</u></b>	Business Name: <i>Town of Ledyard Senior Center</i> Address: <i>12 Van Tassel Drive</i> <i>Gales Ferry, CT 06335</i>  Telephone: <i>860-464-9112 Ext. 1</i> Email: <i>Scott@Ledyardrec.org</i> Contact: <i>Scott Johnson Jr - Director</i>
<b><u>2. Service to be Provided (only the service name which can be found in the MIS Service Definitions 2021 at <a href="http://seniorresourcesec.org">seniorresourcesec.org</a>:</u></b>  <i>Transportation</i> <i>Medical Transportation</i> <i>Shopping Services</i>	

Due no later than 3:00 p.m. Friday March 17, 2023. Email to:  
[kchase@SeniorResourcesEC.org](mailto:kchase@SeniorResourcesEC.org)



# TOWN OF LEDYARD

741 Colonel Ledyard  
Highway  
Ledyard, CT 06339-1511

---

**File #:** 23-1426

**Agenda Date:** 4/5/2023

**Agenda #:** 3.

---

## FINANCIAL BUSINESS REQUEST (FBR)

### **Motion/Request:**

MOTION to grant a Bid Waiver to STV Construction Inc. not to exceed \$91,496 due to receiving fewer than the required three bids in response to Bid #LPS 23-01 (*Owner's Representative Services for Select Capital Projects*), in accordance with Ordinance #200-001 (rev 1) "*An Ordinance for Purchasing*".

### **Background:**

The PMBC via the Board of Education issued an RFQ/RFP for Owner's Representative Services for Select Capital Projects on January 13, 2023. There were only two respondents to the RFQ/RFP. Respondents were as follows:

Collier's Project Leaders submitted a price proposal of \$63,301.

STV Construction submitted an original price proposal of \$141,470.

Both firms were interviewed by the PMBC.

STV Construction Inc was afforded the opportunity to revise their proposal on several occasions. The original pricing proposal was initially reduced to \$134,092. After further discussion, the proposal was reduced to \$116,518. Further discussions were had and a final proposal of \$91,496 was submitted.

Collier's Project Leaders was not contacted after their original interview with the Committee.

### **Department Comment/Recommendation:**

### **Finance Director Comment/Recommendation:**

### **Mayor Comment/Recommendation:**

### **Meeting Action Detail .**





TO: Finance Committee

FROM: Permanent Municipal Building Committee

DATE: April 3, 2023

SUBJECT: Consulting Services for Upcoming Projects – Owners Representation

The Town advertised a Request for Proposals to provide Owners Representation Services for the following upcoming projects:

- Roof replacements at Central Office, Gales Ferry School, and Juliet W Long School
- Installation of solar equipment at Gales Ferry School, and Juliet W Long School

The PMBC concurred with the Mayor's recommendation on this approach based on nature of the project (major roofing installation on 3 Board of Education buildings) and the experiences of the last major school project where oversight was assigned to the Architect and grant filing to the Construction Contractor (At Risk) which resulted in a major effort to reconstruct grant required materials and filings.

Two proposals were received by the Town for the PMBC. The proposals were submitted in two parts, a qualifications and method of approach; and a separate sealed cost proposal. The Committee received the first part to review and use during the interviews. The second part was held by the Director of Buildings and Grounds and was opened after interviews, discussion and selection by the PMBC of the top firm.

Both firms that proposed, STV Construction Inc. and Colliers Project Leaders were qualified. Interviews were conducted on February 13<sup>th</sup> and the PMBC unanimously selected the firm of STV based on their understanding of the importance of assignment of a person full time to monitor the roofing installation and to communicate in real time with the Architect if construction issues are encountered; their grant tracking and filing process; and their experience with school roofing projects.

The cost proposals were then opened and STV was substantially higher than Colliers. As the Committee had selected STV based on their approach, we asked for another meeting (Special Meeting of the PMBC on March 7th) to discuss STV's approach, Town expectations, billing rates and methods.


With the Committee and STV having a better understanding to the approach, STV agreed to revise their cost proposal and resubmit for the Committee to review. (The Committee was careful not to divulge the Colliers proposal cost at any time during the discussion.) That number still being too high, the Committee directed one last discussion with STV.

The Committee received the revised cost proposal and scope. At our regular meeting held on April 3th the Committee passed a resolution requesting that a contract be entered into with STV Construction Inc. in amount not to exceed \$91,000 and that a waiver of bids be granted as only two firms had proposed.

The Committee is making this recommended based on:

- STV will have a person on site full time during the major roofing installations. It was deemed critical to have someone monitoring the roofing contractor to ensure the installation is to plan and industry standards for workmanship. Roofs are a critical component of any building envelope.
- Consultant will bill on an hourly rate. BOE personnel will monitor the hours and work with the consultant to minimize the billable hours.
- Timing is critical, more critical in today's market of material delays and long lead times. The Owners Representative will work with the Architect during design to ensure that materials specified are available, can be constructed within the window for construction, and ensure that the bid documents provide the owner with all options of award (individual or grouped together).
- During the construction, grant requirements must be held to stringent compliance to ensure maximum reimbursement and in a form that can be audited with minimum effort when the State gets around to auditing the project. It is important that the Town has a complete record of all pertinent information ready to go to audit.

Respectfully submitted,



Gary Schneider

Chair, PMBC



# STV QUALIFICATIONS/PROPOSAL FOR OWNER'S REPRESENTATIVE SERVICES FOR SELECT CAPITAL PROJECTS

**TOWN OF LEDYARD**

**FEBRUARY 3, 2023**

280 Trumbull Street, 14th Floor  
Hartford, CT 06103  
(860) 882-5601  
[www.stvinc.com/opms](http://www.stvinc.com/opms)



## At A Glance

### The STV Advantage

- Extensive Experience with Connecticut Municipalities
- Full-service owner's project manager with expert A/E/C technical support
- Risk Identification & Management
- Full project controls system with real-time reporting
- On demand access to project information and status updates from anywhere
- Extensive New England region staff coverage
- Relevant portfolio



## Table of Contents

Section	Page
Table of Contents.....	i
E-1 Cover Letter / Executive Summary .....	ii
E-2 Firm Profile .....	1
E-3 Municipal/Public School Experience .....	8
E-4 Projects in Progress.....	18
E-5 Experience with State Requirements .....	19
E-6 Proposed Staffing .....	21
E-7 Past Claims/Disputes.....	24
E-8 Financial Capacity .....	25
E-9 Price Proposal (Separate Envelope)	
E-10 Knowledge of the Locality.....	26
E-11 Affirmative Action.....	27

### **North Kingstown School Department Current Projects:**

STV continues to provide Owner's Project Management Services to the North Kingstown School Department in support of District-wide construction projects located at eight schools within the District. Project work during the summer of 2021 included: Emergency Lighting systems, restroom renovations and ADA improvements, limited new ventilation systems and air conditioning system improvements, exterior door replacement, and new energy recovery unit ventilation equipment installation.



February 3, 2023

Town of Ledyard  
Attn: Wayne Donaldson, Ledyard Public Schools Director of Facilities  
4 Blonders Blvd  
Ledyard, CT 06339

Attn: Mr. Wayne Donaldson

**Re: RFQ/RFP Bid #23-1 Owner's Representative Services for Select Capital Projects**

Dear Mr. Donaldson and the Town of Ledyard Permanent Municipal Building Committee,


On behalf of STV Construction Inc (STV), I am pleased to submit our proposal for Owner's Representative Services for roof replacement and photovoltaic solar installations, along with the necessary electrical upgrades on the Central Office building, Gales Ferry School and the Juliet Long School. We understand that our responsibilities will include running weekly construction update meetings, budget tracking, maintaining all paperwork (change orders, certified payrolls, payment requests etc.) and assurance that all State of Connecticut grant requirements are adhered to. Our vast experience in grant-funded project management, detailed in our qualifications, will provide Ledyard with the assurance that all work is fully coordinated and successfully implemented.

STV, located in Hartford, is part of the New England division of STV Construction Inc. and part of a national Engineering, Design and Construction Management firm. We understand that working in occupied facilities requires special consideration and are aware of the unique challenges that arise. We are committed to ensuring a safe and secure environment for all parties involved including students, school administrators and town faculty. We are prepared to immediately represent Ledyard in the planning phase and anticipate taking advantage of the summer off-season for the roof replacements.

We are proposing Mr. Robert (Bob) Gervasini as the Project Manager. I strongly believe that Bob will bring added value and efficiency to your project, while ensuring quality workmanship and safety. Bob lives in Westerly, RI, less than 10 miles from Ledyard. Bob is currently completing a project for North Stonington, CT and First Selectman Robert Carlson will verify Bob's expertise, value added service and professionalism. The hallmark of Bob's four decades in the industry has been his commitment to building longstanding relationships with his clients and promoting their best interests in every undertaking. His career has included an expansive background in overseeing many ground-up construction and renovation projects as well as master planning and programming for many large projects. Whether managing multi-year programs or projects of every scale, Bob has always been a driving force in ensuring that team members comprehensively achieve the objectives of our clients. We have based our fees on all three projects running simultaneously and have assigned Ardian Imeri as the Assistant Project Manager. Ardian will handle the administrative responsibilities, including document control. This approach will provide a cost-effective solution for Ledyard.

Our team recognizes that project success does not happen easily; it is the result of hard work, focus, diligence, and communication amongst all project stakeholders. Our approach is founded on proper planning, partnering, communication, and collaboration between all those involved. Should you have any questions regarding our qualifications, please contact me directly at [mark.dupre@stvinc.com](mailto:mark.dupre@stvinc.com) or (860) 882-5606.

Sincerely,

A handwritten signature in blue ink, appearing to read "Mark DuPre", followed by a horizontal line.

Mark DuPre, Assoc. AIA  
Vice President and Project Executive



Edward Brook Charter  
School



Hanover High School



Kipp Academy

# E-2 FIRM PROFILE

## NAME OF COMPANY & PARENT COMPANY

*Company* - STV Construction Inc.  
*Parent Company* - STV Group

## NAMES OF PRINCIPAL COMPANY MEMBERS

Dominick M. Servedio, P.E.  
*Chairman*

Gregory A. Kelly, P.E.  
*President & Chief Executive  
Officer*

Thomas Butcher, CPA  
*Chief Financial Officer*

Chuck Kohler, P.E., S.E.  
*Chief Operating Officer &  
Executive Vice President (Acting),  
Construction Management Division*

*Authorized Signatory:*  
James Kolb, Senior Vice President  
(617) 614-9306  
james.kolb@stvinc.com

## PRINCIPAL / PROJECT ADDRESSES

*Principal Office:*  
STV Construction, Inc.,  
Headquarters  
205 West Welsh Drive  
Douglassville, PA 19518-8713  
(p) 610-385-8200  
(f) 610-385-8500

*Project Management Office  
Location:*  
STV  
280 Trumbull St., 14th Floor  
Hartford, CT 06103  
(p) 860-882-5600  
(f) 860-218-2006

## LEGAL FORM OF OWNERSHIP

STV Construction Inc. - Corporation (PA)

## PRINCIPAL CONTACT PERSONNEL

Mark Dupre', Vice President / Project  
Executive  
(p) 860-882-5606  
mark.dupre@stvinc.com

## YEARS ENGAGED IN SERVICES

26 years - STV Construction, Inc.; 1997

34 years - Diversified Project  
Management; 1989

## FIRM OVERVIEW

STV is committed to quality and excellence with a focus on diligently representing our client's best interests. Our Hartford office, formerly operated as Diversified Project Management, has a 30-year track record of delivering cost effective project management solutions.

STV is a national award-winning firm providing comprehensive Owner's Project Management services to assist clients throughout the entire construction process—from pre-construction, through construction, to project closeout. STV employs nearly 280 professionals within our Construction Management Division with extensive hands-on technical and managerial experience, including the ability to foresee pending issues, explore alternative options, and quickly negotiate resolutions, while successfully executing projects of various sizes and complexities.

The STV Group leads the industry as a 105 year old company involved in building design, transportation and infrastructure, energy services and construction management. STV Inc. oversees large projects such as airport terminal redevelopment, high speed rail systems, bridge replacement and highway interchange improvements and was recently the OPM for the World Trade Center Transportation Hub in New York City. The STV New England offices have managed projects from a 3000 sf health clinic project to a multi-year commitment overseeing construction of a new state-of-the-art submarine manufacturing facility at Quonset Point, Rhode Island for Electric Boat. Our staff is agile and experienced and ready to respond to the challenges of each developing project.

STV offers the stability of a large firm that has developed strong ties with the communities and the clients we serve. Our firm's commitment to quality of work and customer satisfaction is demonstrated by our 90% rate of repeat business.

Our success can be attributed to our diligent representation of our clients' best interests and our fair and objective dealings with the professionals with whom we interact. We continue to earn the trust of our clients every day by maintaining the high level of ethics, customer service and attention to detail that they have come to expect.

## OUR DIFFERENTIATORS

### THE STV ADVANTAGE

STV has served the Connecticut market for over 30 years and has a Hartford-based project management staff of over 20 professionals. While we have a national presence and depth, we also have a strong local influence in the design, construction and facilities arenas, and can leverage that influence to the Town of Ledyard's benefit. We are a private corporation offering multidisciplinary services to a diverse range of clients with a focus on academic and municipal work.

Our staff is comprised of professionals with experience in real estate, architecture, engineering, interior design, space planning, FF&E coordination, move planning, construction and facilities management.

### INTEGRATED & MULTIDISCIPLINARY

We have a wide range of additional technical resources within our local STV affiliated companies. This includes engineering, planning, environmental, and sustainability specialists, each of whom can be called upon on an as-needed basis at critical junctures of the project to review the plans and specifications, fill in any gaps, and assist in the coordination process, all of which will help mitigate change in the field and assist in getting better and more accurate pricing during the bidding stage.



## PLATINUM



Alexion Pharmaceuticals  
Foothill-De Anza  
Community College, Kirsch  
Center for Environmental  
Studies

## GOLD



Town of Granby, MA  
Granby Public Library  
  
Takeda/Millennium  
  
Vertex Boston  
  
United States Army Corp  
of Engineers  
United States Military  
Academy Prep School  
  
Codman Academy Charter  
School

## SILVER



Akamai Technologies  
  
Red Hat  
  
Town of Foxborough, MA:  
Boyden Library  
  
InterGen, Inc.  
  
Westfield State University:  
University Hall

## CERTIFIED



Foodshare  
  
United States Coast Guard:  
Fort Trumbull Research &  
Development Center

## YOUR TRUSTED ADVISOR

STV does not provide design or construction services in the New England region, nor are we compensated through vendor commissions or by percentage of project incentives. All revenues are generated on a fee-for-service basis, ensuring that there are no hidden agendas, and that our clients' best interests are truly represented.

## NEW ENGLAND EXPERTISE

Although STV is a nationwide company whose client base spans from coast to coast, our Town of Ledyard dedicated team will be based in the Hartford, Connecticut office where they are accessible at all times via up-to-date technology.

We take pride in our mobility and truly aim to be an extension of our clients' staff by frequently setting up a mobile workstation on-site at the project to ensure accessibility, timeliness and team consensus.

## DEDICATED PROFESSIONALS

STV's local staff includes individuals solely dedicated to providing OPM services, as well as members from STV's transportation and infrastructure affiliated companies. Our staff is comprised of professionals with experience in real estate, architecture, engineering, interior design, space planning, FF&E coordination, move planning, construction and facilities management. All are deeply committed to each of their assignments and support each other at all times to make certain they are providing the best service to all of our clients.

## PROVEN PROCESS

Our process-driven approach provides you with the benefits of lessons learned on hundreds of projects. Because we handle a wide array of projects every day, there is no learning through costly trial and error. In fact, we have developed a system for managing projects and our services have shown to save time and money through better controls, fewer change orders, limited downtime and less disruption.

To maintain continuity and to establish a method of quality control, STV has developed a sophisticated Standard Operating Procedures Manual (SOP) and an extensive tool kit for our project managers. This process is easily customizable for each of our client's individual needs and includes standard forms and templates.

## SAFETY

Our commitment to safety is an integral part of our corporate culture which is consistently reinforced with our staff. STV takes a comprehensive approach to safety, making sure that all project teams performing work are in compliance with OSHA regulations and applicable local laws for their workers. STV has licensed Site Safety Managers and OSHA Trained Instructors on staff and all of STV's onsite staff receive OSHA training and OSHA 30 certification.



## DIVERSITY, EQUITY AND INCLUSION

STV is committed to diversity and encourages inclusivity throughout the organization. As an equal opportunity employer, we respect the multifaceted backgrounds of our employees and are proud of the many voices that make up the fabric of our company. We strive for an inclusive environment of respect, engagement, and equality which increases individual and organizational performance by creating opportunities for all employees to achieve their full potential. We recognize that everyone's perspective and culture add to innovative solutions for both the company and our clients.

We are committed to fostering an environment free from bias, discrimination and harassment by ensuring equal opportunity in all areas of employment. We want to ensure that all employment practices are objective, and solely based on work criteria and individual merit. Aligned with STV's compliance policies (Code of Conduct, STV Values, STV Mission Statement, Gender/Harassment Policy), STV has zero tolerance for any behavior by an employee, contractors, subcontractors or STV affiliates that directly negates the efforts outlined within this statement.

When employees from different backgrounds collaborate, they contribute a variety of experiences, perspectives and creative ideas which can lead to innovation and new ways of thinking and problem solving. At STV we embrace collaboration as a way to advance the critically important issues of diversity, equity and inclusion and have recently established STV's first Diversity, Equity, and Inclusion (DEI) Council. The 18 members of the DEI Council are a cross section of employees across geographies, functions, generations, and tenure, where each member brings unique insights and experiences. Their advice and perspective on how to create an inclusive culture enables STV to attract and retain the talent needed to advance our industries into the future.

STV provides a plethora of resources to help staff explore diversity, equity and inclusion issues and apply these guiding principles to their professional work and everyday life. STV University offers both management and employee learning tools to address such topics as Diversity in the Workplace, Generational Diversity, Diversity Fundamentals for Supervisors (English & Spanish), Lawful Hiring Practices, and Equal Employment Opportunity and Diversity, among other topics.

STV aims to create a diverse cultural pipeline through opportunities that enhance our unique competitive advantage. As an employer of choice, we aspire to influence our industry peers and business partners to adopt similar diversity standards and goals. We offer our employees the opportunity to network and share with other experts both in and outside of the organization.

We at STV believe our commitment will reinforce how we serve our clients, as well as the communities where we live and work.



## Custom Forms

The following pages represent a small sampling of the Project Management Tools STV has perfected over our 30 years. Each form is 100% customizable.

### Sample Budget Tracking Report

#### ABC School/University



#### ABC School or University BUDGET TRACKING REPORT

ITEM DESCRIPTION	BOS EC BUDGET	CONTRACT VALUE	CHANGE ORDERS	INVOICE TO DATE	INVOICES EXPECTED	TOTAL PROJ'D CAP. COST	DELTA TO BUDGET
<b>Professional Fees</b>							
DPM	\$160,000	\$123,918	\$26,891	\$90,348	\$60,462	\$150,809	(\$9,191)
DPM Reimbursables	\$6,200	\$6,200	\$0	\$3,836	\$2,364	\$6,200	\$0
Architect	\$336,889	\$189,619	\$93,103	\$299,843	\$22,879	\$282,722	(\$53,967)
Architect Reimbursables	\$9,480	\$9,480	\$0	\$2,421	\$0	\$9,480	\$0
MEP/FP/Tel Data	\$150,000	\$107,723	\$37,778	\$146,944	(\$1,443)	\$145,501	(\$4,499)
MEP Reimbursables	\$5,386	\$5,386	\$0	\$2,609	\$0	\$5,386	\$0
Environmental Engineers	\$0	\$0	\$0	\$0	\$0	\$0	\$0
Structural	\$11,500	\$11,500	\$6,900	\$15,268	\$3,132	\$18,400	\$6,900
AV/Video	\$39,375	\$37,525	\$0	\$0	\$37,525	\$37,525	(\$1,850)
Acoustical Consultant	\$0	\$9,200	\$0	\$2,174	\$7,027	\$9,200	\$0
<b>Professional Fees Total</b>	<b>\$718,630</b>	<b>\$500,551</b>	<b>\$164,672</b>	<b>\$523,442</b>	<b>\$131,945</b>	<b>\$665,223</b>	<b>(\$53,407)</b>
<b>Construction</b>							
Base Building	\$0	\$0	\$0	\$0	\$0	\$0	\$0
Tenant Fit-Up with Unifor	\$5,772,615	\$6,098,901	\$124,739	\$3,260,027	\$2,963,113	\$6,223,640	\$451,025
IT Wiring	\$718,630	\$202,575	\$0	\$0	\$202,575	\$202,575	(\$516,055)
Audio Visual	\$499,077	\$432,212	(\$145,897)	\$0	\$286,315	\$286,315	(\$212,762)
Security	\$365,982	\$45,168	\$0	\$0	\$45,168	\$45,168	(\$320,814)
Building Charges	\$0	\$25,000	\$0	\$0	\$25,000	\$25,000	\$25,000
Demo Charges	\$0	\$74,870	\$0	\$74,870	\$0	\$74,870	\$74,870
Other	\$0	\$0	\$0	\$0	\$0	\$0	\$0
<b>Construction Total</b>	<b>\$7,356,304</b>	<b>\$6,878,726</b>	<b>(\$21,158)</b>	<b>\$3,335,397</b>	<b>\$3,522,171</b>	<b>\$6,857,568</b>	<b>(\$498,736)</b>
<b>Furniture</b>							
Systems	\$600,000	\$606,814	\$0	\$318,577	\$288,237	\$606,814	\$6,814
Team & Conference Rooms	\$282,420	\$257,164	\$0	\$105,362	\$151,802	\$257,164	(\$25,256)
Offices	\$1,021,567	\$1,047,670	\$32,000	\$516,157	\$563,513	\$1,079,670	\$58,103
Task Seating	\$165,000	\$155,392	\$0	\$0	\$155,392	\$155,392	(\$9,608)
Filing	\$40,000	\$38,203	\$1,323	\$0	\$39,526	\$39,526	(\$474)
Cafe	\$30,000	\$29,660	\$0	\$10,438	\$19,222	\$29,660	(\$340)
Planty and mailroom cabinetry	\$80,000	\$45,392	\$557	\$0	\$45,949	\$45,949	(\$34,051)
Multipurpose Room	\$100,000	\$59,112	\$0	\$0	\$59,112	\$59,112	(\$40,888)
Soft Seating - Reception area	\$10,000	\$40,543	\$0	\$0	\$40,543	\$40,543	\$30,543
Family Table & Tile Trays	\$0	\$18,163	\$0	\$0	\$18,163	\$18,163	\$18,163
IT Build Room	\$0	\$2,625	\$0	\$0	\$2,625	\$2,625	\$2,625
Production Room seating	\$0	\$1,722	\$0	\$0	\$1,722	\$1,722	\$1,722
Mother's Room	\$0	\$1,716	\$0	\$0	\$1,716	\$1,716	\$1,716
Art chair under stair	\$0	\$2,305	\$0	\$0	\$2,305	\$2,305	\$2,305
Installation	\$0	\$209,211	\$0	\$0	\$209,211	\$209,211	\$209,211
Taxes	\$0	\$115,209	\$0	\$0	\$115,209	\$115,209	\$115,209
<b>Furniture Total</b>	<b>\$2,328,987</b>	<b>\$2,630,901</b>	<b>\$33,880</b>	<b>\$950,534</b>	<b>\$1,714,247</b>	<b>\$2,664,781</b>	<b>\$335,794</b>
<b>Specialty</b>							
Security/Alarm	\$0	\$0	\$0	\$0	\$0	\$0	\$0
Art	\$0	\$50,000	\$40,000	\$0	\$90,000	\$90,000	\$90,000
Custom Art	\$0	\$20,000	\$0	\$0	\$20,000	\$20,000	\$20,000
Signage	\$0	\$50,000	\$0	\$0	\$50,000	\$50,000	\$50,000
AV/Video	\$0	\$0	\$0	\$0	\$0	\$0	\$0
Shelving	\$0	\$0	\$0	\$0	\$0	\$0	\$0
<b>Specialty Total</b>	<b>\$0</b>	<b>\$120,000</b>	<b>\$40,000</b>	<b>\$0</b>	<b>\$160,000</b>	<b>\$160,000</b>	<b>\$160,000</b>
<b>Relocation</b>							
Movers	\$89,339	\$30,000	\$0	\$0	\$30,000	\$30,000	(\$59,339)
Bag and Tag	\$0	\$0	\$0	\$0	\$0	\$0	\$0
Deinstall/Reinstall	\$0	\$0	\$0	\$0	\$0	\$0	\$0
Post Move Cleaning	\$5,000	\$0	\$0	\$0	\$0	\$5,000	\$5,000
Liquidation	\$40,000	\$40,000	\$0	\$0	\$40,000	\$40,000	\$0
Restoration Work at 53 State	\$32,000	\$32,000	\$0	\$0	\$32,000	\$32,000	\$0
<b>Relocation Total</b>	<b>\$166,339</b>	<b>\$102,000</b>	<b>\$0</b>	<b>\$0</b>	<b>\$102,000</b>	<b>\$107,000</b>	<b>(\$59,339)</b>
<b>Category Total</b>	<b>\$10,570,260</b>	<b>\$10,232,178</b>	<b>\$217,394</b>	<b>\$4,809,373</b>	<b>\$5,630,363</b>	<b>\$10,454,572</b>	<b>(\$115,688)</b>
Contingency 0%	\$0	\$0	\$0	N/A	N/A	N/A	N/A
Contingency Balance		\$338,082					
<b>Project Total</b>	<b>\$10,570,260</b>	<b>\$10,570,260</b>	<b>\$217,394</b>	<b>\$4,809,373</b>	<b>\$5,630,363</b>	<b>\$10,454,572</b>	<b>(\$115,688)</b>
TI Allowances used against costs	\$50/SF	\$2,925,000	\$2,925,000			\$2,925,000	\$0
<b>Total Capital Cost</b>		<b>\$7,645,260</b>	<b>\$7,645,260</b>			<b>\$7,529,572</b>	<b>(\$115,688)</b>

Budget Approval:

Date:

ORIGINAL/APPROVED BUDGET: \$7,645,260

PERCENT OVER OR UNDER (-) BUDGET: -1.51%

TOTAL RENTABLE SQUARE FOOTAGE INVOLVED: 58,500

ACTUAL COST PER SQUARE FOOT: \$178.71

## Status as of: 06/05/08

**SCOPE**  
**Major Room Areas Completed/ In-Progress:**  
 Roofing: Rubber is 95% Complete, Coping  
 Building Enclosure: 95% Complete  
 Interior Partitions: 75% Complete (Excluding  
 Mechanical & Plumbing Rough) 80% Complete  
 Electrical Rough 80% Complete  
 Stonefront and Curtain wall: 95% Complete  
 MEP: 75% Complete  
 Rigging for Theatrical Equipment: 60% Complete  
 Work at revised Music Rooms: 80% Complete

Planned Major Scope Items for next period:

Building Enclosure: Advance to 100% Complete  
Interior Partitions: Advance to 90% Complete  
Mechanical, Electrical & Plumbing Rough: Advance to 90% Complete  
EIFS and Cement Panels: Advance to 100% Complete  
Demolish underpass at Art Wing

**Potential Issues/Concerns:**  
Implementation of Details of Roof Edge  
Sanitary Resolutor  
Allow-out by School to allow work at Art Wing, upper school and Admin

**CONSTRUCTION BUDGET**

Construction Cost Summary:	
Awarded value	\$ 8,468,893.00
Previously approved CCI	\$ 286,099.00
Revised Contract Value	\$ 8,755,592.00
Approved CCI this Period	\$ 52,585.00
<b>Current Contract Value</b>	<b>\$ 8,808,177.00</b>

**Construction Payment Summary:**

Previous (no Amount)	1	5,754,459.00	
This period's Gross Amount	1	772,665.00	May Req has not been processed.
Gross amount to date	1	6,531,000.00	
Refundage to date	1	604,000.00	
<b>Total Payable to Date</b>	1	6,127,000.00	

% Billed to date:	74.15%
% Completed:	75%

## Project Budget

<b>Budget Summary:</b>	
Original Budget	\$ 10,800,000.00

Payment Summary:

Previous Gross Amount	1	5,679,513.00	
This period's Gross Amount	1	874,961.00	
This period's unprocessed	1	772,681.00	t-faird Invoice for May
Gross amount to date	1	7,331,122.00	
Retainage to date	1	696,090.00	
Total Payable to Date:	1	6,649,124.00	

% billed to date: 67859

SCHEDULE	
----------	--

**Schedule Assessment:**

Revised schedule was submitted by Brandon SIOBS. The completion dates remain consistent with the previous schedule. Milestones remain valid for remainder of project. Coordination with the school is accomplished using 3 week look ahead schedules at the weekly project meetings.

- Building enclosure is delayed. However interior finish is progressing per schedule.
- Exterior enclosure will proceed without impact to interior and overall schedule.
- Electrical Contractor is behind schedule. Increase in manpower has occurred.

Overall schedule is slightly delayed. Contractor has been given extended days and weekends to remedy.

## Project Duration: (days)

Current Project Day:	397	% Complete by Sched:
----------------------	-----	----------------------

**Attorneys:**

[illegible]

## MISC. PROJECT INFORMATION

<b>Safety:</b>	No incidents to-date. OSHA made site visit. Possible minor citation on Subcontractor. No Elected C...
----------------	---

**Upcoming Meetings:**

© 2006 The Authors  
Journal compilation © 2006 Blackwell Publishing Ltd

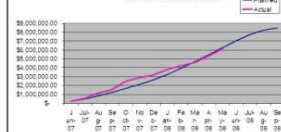
**SAFETY:**

© 2006 The Authors  
Journal compilation © 2006 Blackwell Publishing Ltd



100

**Submission:** 369 Submitted by Editor; 167 Approved; 2 under Review

**Construction Cash Flow**



#### REPRESENTATIVE PROJECT PHOTOS



May 2008  
Volume 1 Issue 4

ABC School, 123 Main Street, Boston, MA

By Project Manager

-John Smith,  
Headmaster

By Project Manager

- During the week of June 8<sup>th</sup>, the North Entrance to campus will be closed. Please use the South Entrance for drop off and pick up. Signs will be posted to direct the new traffic flow.
- For the remainder of the school year, please use the main entrance to access the administration building. The entrance from the quad will be closed during construction.
- Safety is always our priority! We know that this is a very exciting project for the school community, but we ask that you please respect the perimeter of the site.

As always, if you





## MEETING NOTES

ABC School  
 From: Project Meeting Held on  
 Thursday, March 30<sup>th</sup> @ 10 AM  
 Next Meeting to be held on  
 April 3<sup>rd</sup> @ 10 AM

## Attendees: (Absent in Italics)

CLIENT: B. Smith, D. Clark, M. O'Neil  
 DPM: P. Leonard, R. Thomas  
 ARCHITECT: S. Smith, J. Taylor  
 ENGINEER: R. Black  
 CONTRACTOR: K. King, W. Cross

## General

Item	Responsible	Due	Notes
01-12.01	R Thomas	Record	<b>Summary Schedule:</b> 03/31 – Lease finalization/Signing (Target Date) 04/07 – Finalize Schematics 04/07 – Send out Furniture RFP 04/21 – Receive Furniture RFP Pricing 04/27 – Select Furniture Vendor 06/16 – Construction Drawings 06/19 – File for Building Permit 07/31 – Start Construction phase 1 11/01 – 6 <sup>th</sup> floor must be given to landlord 01/01/07 – Deliver 4 <sup>th</sup> Floor to landlord's tenant for construction 04/30/07 – Tenant vacates 12 <sup>th</sup> floor 07/31/07 – 5 <sup>th</sup> floor must be given to landlord

## Planning/Construction

Item	Responsible	Due	Notes
01-12.03	Architect	02-17-06	<b>Programming/Schematic Design:</b> Programming meeting held with distributed on Tuesday, 01/10. Lyons on 1/16 and forward to A data and have it available for the Meetings will be scheduled with period to review the questionnaire each group. Holly and Julie will documents. <b>Update 01/18/06:</b> J for distribution on Monday the 2
01-12.04	Architect	02-24-06	<b>Swing Space 5<sup>th</sup> Floor:</b> Dean forwarded furniture plans floor currently has about 80 cub develop a plan based on the pro pursue any additional design un swing space preparation appear change.
01-12.05	B. Smith	03-17-06	<b>4<sup>th</sup> Floor:</b> Tenant is receptive to taking the proposal and hopes to have a co

COPYRIGHT © DIVERSIFIED PROJECT MANAGEMENT, INC. ALL RIGHTS RESERVED 2002  
 M:\BIDS\LIVE\Kipp Academy\Forms to be converted\Sample DPM Project Team Meeting Notes.doc

1 of 2

## Sample Meeting Minutes

			It was suggested that Client work with there broker to develop an agreement to protect Client from scheduling and financial risks. <b>Update 01/18/06:</b> In progress. Tenant has agreed to concept and is working on plans. We will need to coordinate their schedule into our overall project schedule.
--	--	--	---

1-18.01	B. Smith	Record	<b>Signage:</b> B. Smith shared several signage ideas generated by Client Marketing group with the project team. These ideas will need to be narrowed down and submitted to the Landlord for review. <b>Update 02/02:</b> Internal approval is in process based on feedback received on the presented options. <b>Update 03/16:</b> No Update
---------	----------	--------	--

03-16.01	Architect	03-23-06	<b>Design</b> Architect would like to present some design concepts at the next meeting along with a 3D of the stair and common space. Client would like to see the design and review with the team before inviting others to view the design. Architect will present at the next meeting on 3/23. <b>Update 03/23:</b> Finishes presented, Architect to try and blend two of the options
----------	-----------	----------	---

03-16.02	Contractor	03-23-06	<b>Pre-Construction</b> Contractor to provide an estimate to remove the chillers on the roof so Client has a cost to de-commission at the end of the lease. Contractor to contact Engineer regarding the MEP plans so we can gauge the cost given in the lease for the HVAC upgrades against estimated actual costs. Contractor will also review the plans with Architect to get a sense of the design in prep for pricing.
----------	------------	----------	--

## Furniture/Equipment

01-12.07	R Thomas B. Smith D. Clark	03-23-06	<b>Furniture:</b> It was decided that Architect would participate in the selection of finishes and product. DPM will manage the balance of the furniture process, RFP's etc. B. Smith and Dean will attend a presentation of new Manufacturer's product on 1/26 with Rhonda at Vendor. <b>Update 01/18/06:</b> Rhonda will send the details of the presentation to Beatriz. <b>Update 02/02:</b> Bob, Dean and Rhonda attended the Vendor presentation, the information was helpful and interesting, not sure that it is the appropriate fit and will evaluate the product when we begin the furniture selection process. We agreed to begin the furniture selection process early March after the schematic design has been approved.
----------	----------------------------------	----------	---

## Voice/Data

Item	Responsible	Due	Notes
1-12.08	B. Smith P. Murphy	02-09-06	<b>IT Needs Analysis:</b> Engineer has a group that can work through the needs assessment for IT upgrades, changes, data center, etc. P. Murphy to put together a proposal for the service and work with B. Smith to schedule the assessment with IT. The goal is to be sure we have addressed all the open IT issues, (larger data center, new racks for the new tel/data closets, etc.) Assessment to be completed week of 1/16. <b>Update 01/18/06:</b> Open. Juliette to follow up with P. Murphy. <b>Update 02/02:</b> Engineer proposal received and accepted by Client.

COPYRIGHT © DIVERSIFIED PROJECT MANAGEMENT, INC. ALL RIGHTS RESERVED 2002  
 M:\BIDS\LIVE\Kipp Academy\Forms to be converted\Sample DPM Project Team Meeting Notes.doc

2 of 2



A Town for all Seasons



Clayton public School  
Renovation



John R. Briggs  
Elementary School



LAUSD Michelle  
Obama Valley Region  
Elementary School

## E-3 MUNICIPAL AND/ OR PUBLIC SCHOOL PROJECT EXPERIENCE

At STV, we recognize the unique challenges of coordinating construction projects in the educational environment. This understanding stems from our experience with both public and private primary, secondary and higher education facilities and clients. Our veteran staff works to minimize facility disruptions, ensure the continuity of the academic mission, and integrate current safety and security controls into each project plan. In addition, the STV team will manage the financial impact to public funding sources and provide cost effective project management solutions for new construction, major renovations and capital improvements, minor deferred maintenance mitigation, and equipment procurement and relocation projects.

STV staff is experienced in coordinating and managing projects financed through public funding sources. Our standard budgeting and accounting procedures and reporting formats are easily adapted to the requirements of federal, state and local procurement policies and our project managers are familiar with current compliance procedures. STV regularly coordinates with state agency staff and can assist local municipalities with all compliance issues. Our staff is trained in FOIA regulations and conducts all work on public projects transparently and in the public entity's best interests.

### Partial list of Public & Academic Clients:

- Compass Charter School, Kingstown, RI
- North Smithfield, RI Public Schools
- North Kingstown Public Schools
- Rhode Island Department of Education (RIDE)
- Town of Bethel, Board of Education
- Town of Newtown, CT Sandy Hook School; High School Auditorium; Community Center; Municipal Buildings Feasibility Study
- Capitol Region Education Council (CREC)
- City of New Haven, CT Public Schools
- City of Norwalk, CT Public Schools
- Darien Public Schools
- Harvard Ellis Technical High School
- Town of Bloomfield, CT Fire Station & DPW
- Capital Region Development Authority (CRDA)
- City of Hartford, CT Department of Public Works
- Connecticut Department of Construction Services
- Connecticut Department of Public Health
- Town of Berlin, CT Police Station
- Town of North Haven, CT Police Station



## **NORTH STONINGTON - OLD WHEELER MIDDLE SCHOOL DEMOLITION**

### ***North Stonington, CT***

Project Cost: \$1M  
Completion Date: 4/2023  
Architect: QA+M



#### **REFERENCE:**

Robert Carlson, First Selectman  
Town of North Stonington  
North Stonington Selectmen's  
Office  
Rcarlson@northstoningtonct.gov  
(860) 535-5050

STV is currently providing Clerk of the Works services to the town of North Stonington for the demolition of a portion of the one story wing, approximately 26,000 sq ft, of the old Wheeler Middle High School, located at 298 Norwich Westerly Road. Responsibilities include reviewing the Contractor's work in the field during demolition operations and assure that the work is carried out to the Town's standards based upon the Contract Documents, including the drawings, specifications, materials, workmanship and schedule. Because the school contained asbestos, special testing and abatement services were also required for this project.





## **BETHEL ELEMENTARY SCHOOLS**

### ***Bethel, CT***

Project Cost: \$66M  
Completion Date: 9/2021  
Architect: Perkins Eastman



#### REFERENCE:

Town of Bethel, CT  
Nancy Ryan, Chairman, Public  
Site & Building  
Commission  
njrymo@sbcglobal.net

STV is providing Owner's Representative Services to the Town of Bethel, CT for the duration of construction at the Anna H. Rockwell and R.M.T Johnson Elementary Schools.

The existing R.M.T Johnson Elementary School was constructed in 1980 and currently serves 450 students in Grades 4 and 5. The project consists of a comprehensive renovation, addition, and associated site improvements to the existing 56,297 SF elementary school and 14 acre site. The renovation to new condition is expanding the school to serve grades 3, 4, and 5.


The existing Anna H. Rockwell Elementary School was constructed in 1971 and currently serves 400 students in Grades K-3. The project consists of a comprehensive renovation and associated site improvements to the approximately 57,000 SF elementary school and 24 acre site. The renovation to new condition will be completed to serve grades K-2.

Construction on the concurrent renovations to Rockwell and Johnson elementary schools kicked off in April of 2019 with substantial completion achieved September 2021. The buildings remained occupied by students and faculty over the duration of the phased 32 month project. The total project budgets for the R.M.T Johnson and Anna H. Rockwell schools are approximately \$41 million and \$25 million, respectively and the combined project is currently tracking \$700,000 dollars under budget.



## TOWN OF NEWTOWN Newtown, CT

Project Title: Sandy Hook Elementary School  
Project Cost: \$48,500,000  
Dates of Service: 2013 - 2017  
Architect: Svigals + Partners



### REFERENCE:

Town of Newtown, CT  
Dr. Joseph V. Erardi, Jr.  
Former Superintendent,  
Newtown Public Schools  
JE Consulting  
571.480.0313  
erardij@gmail.com

***STV has been engaged on multiple projects with the Town of Newtown, CT. Projects included:***

***Sandy Hook Elementary School:*** Provided comprehensive management of the planning, design and construction phases for a new 87,000sf Pre-K thru 4th grade, state-of-the-art elementary school completed and occupied for the 2016-2017 academic year.

***Newtown High School Auditorium Renovation:*** Provided management of the planning, design, and renovation of a 900-seat high school theater in Newton, CT, including the auditorium, stage, and backstage areas. The project included upgrades to building infrastructure and brought the auditorium into compliance with accessibility guidelines.

***Newtown Municipal Buildings Strategic Plan:*** Provided program management services for the development of a long-range strategic plan to guide and determine the future use of municipal and school district building assets in Newtown, CT. Facilitated the work of a volunteer advisory committee and managed the initial building inventory.

***Newtown Community Center:*** Managed the planning and pre-construction phases of a new 40,000-sf community and aquatic center in Newtown, CT. The project is underwritten by a grant from the GE Foundation and will include community spaces, two pools, and a dedicated senior center.





## TOWN OF BLOOMFIELD, CT

### *Bloomfield, CT*

Project Title: Bloomfield DPW  
Project Cost: \$11,500,000  
Dates of Service: 2019 - 2021  
Architect: Weston & Sampson Inc.



#### REFERENCE:

Nancy Haynes, Purchasing & Risk  
Manager  
Town of Bloomfield, CT  
860.769.3534  
nhaynes@bloomfieldct.org

**Bloomfield DPW Facility:** Providing OPM services for the expansion and renovation of their public works facility. Included in this project are site work and infrastructure modifications, renovations of the administrative building and the expansion of the facilities vehicle maintenance area while increasing vehicle and materials storage. This project is also addressing ADA and safety improvements and adding a new fuel island for the new and expanded Human Service Facility.

**Bloomfield Blue Hills Fire Station:** STV was previously retained to assist the Blue Hills Fire District with the planning, design and construction of a new 7,500sf substation at 779 Blue Hills Avenue. This \$3.4 million project required that the existing station operations be relocated within the district so that the existing structure could be demolished and the new one constructed in its place. STV oversaw the architectural selection process, the design process and was instrumental in coordination of regulatory approvals, GC selection, and construction oversight. STV provided pre-construction, construction administration, and planning services for this



## **NORTH HAVEN POLICE DEPARTMENT** *North Haven, CT*

Project Cost: \$15,000,000

Dates of Service: 2018 - 2019

Architect: Jacunski Humes Architects LLC



Kevin Glenn , Chief of Police  
Town of North Haven Police  
Department  
203.640.3076  
Glenn.Kevin@town.north-haven.  
ct.us

The North Haven Police Department project consisted of a comprehensive renovation to the existing 17,920 SF police department along with a 9,830 SF addition and associated site improvements . Construction began in February of 2018 with an overall project cost of \$15,000,000.00.

STV provided oversight throughout the design phase, review of bids, and initial budget oversight. We have also been leading the OAC meetings and providing meeting notes.

During the construction phase we were responsible for on-site construction oversight, as well as contracting out the special inspections and abatement monitoring services. We were also responsible for all coordination between the General Contractor, and the Town of North Haven as well as the North Haven Police Department.



## **JONATHAN TRUMBULL LIBRARY** **Lebanon, CT**

Project Cost: \$5.9M

Dates of Service: 7/2021 - Est. 7/2022

Architect: Jacunski Humes Architects LLC



### REFERENCE:

Jim Russo, Building Chairman  
Town of Lebanon, CT  
rjames298@aol.com

Providing Owner's Project Management services for the renovations of the existing 7,000-sf Jonathan Trumbull Library and the 7,000 s.f. addition. STV is working with the owner and the Architect to oversee the General Contractor to be sure that the project is on time, on budget and on schedule. This is accomplished by anticipating weather and supply chain challenges and being proactive to be sure workflow interruptions are minimized.

Renovations began June 2021 and are on track to be completed by July 2022. The project is currently tracking approximately \$500,000 under the \$3,215,281 construction budget.



**STATE OF CT ON-CALL**  
*Multiple Locations, CT*



REFERENCE:

Allan DuFrend, Assistant Project  
Manager  
State of CT, DAS  
860.713.5926  
Allan.DuFrend@ct.gov

***STV has performed services for 2 consecutive On-Call contracts with the State of CT. Projects have included but are not limited to:***

- Hammonasset Beach State Park – Combined Utility Replacement Project, and Creation of the Beach Utility Recreation Trail (BURT)
- **School West Roof Replacement - Middletown, CT**
- **Lower Fairfield Center Roof Replacement – Norwalk, CT**
- Fats, Oils, Grease Separators (FOGS) - Groton & Willimantic, CT
- Naugatuck Valley Community College, Fire Safety Lab – Naugatuck, CT
- Eastern Fire School – Willimantic, CT
- CCSU Burritt Annex – New Britain, CT



## Additional Academic Experience:



### **RHODE ISLAND DEPARTMENT OF EDUCATION ON-CALL OPM SERVICES CONTRACT 2019-2022**

Three-year Master Price Agreement for on-call Owner's Project Management Services for School Construction Projects at Rhode Island Public Schools.



### **NORTH KINGSTOWN, RI 2021 CAPITAL IMPROVEMENTS PROJECT**

North Kingstown, RI

Providing Owner's Project Management Services to the North Kingstown School Department in support of District-wide construction projects valued at \$1.7 million, located at eight schools within the District. Project work during the summer of 2021 includes: Emergency Lighting systems, restroom renovations and ADA improvements, limited new ventilation systems and air conditioning system improvements, exterior door replacement, and new energy recovery unit ventilation equipment installation.



### **COMPASS CHARTER SCHOOL**

Kingstown, RI

Provided Owner's Project Representative Services during the construction phase of a \$5 million renovation and expansion of the middle school. The project included a new classroom building addition and the renovation of the school's historic seed barn.



### **NORTH SMITHFIELD, RI 2019-2020 CAPITAL IMPROVEMENT PROJECTS**

North Smithfield, RI

Providing Owner's Program Management Services to North Smithfield Public Schools in support of District-wide construction projects valued at \$6 million, including a classroom addition at the elementary school and renovations to existing high school science labs and classrooms. The project also included a window replacement program

We have provided references for all project examples within this proposal, but for your ease of use we have verified the immediate availability for the below references:

Project Info	Client References	Description
<p>North Kingstown School Department  Project Cost: \$3 M  Size: 8 Schools  Duration: On-going  Method of Delivery: GC</p>	<p>Robert Corrente  Facilities Director  North Kingstown School Department  (401) 268-6425  Robert_corrente@nksd.net</p>	<p>Providing Owner's Project Management Services to the North Kingstown School Department in support of District-wide construction projects valued at \$3 million, located at eight schools within the District. Project work during the summer of 2021 and 2022 includes: Emergency Lighting systems, restroom renovations and ADA improvements, limited new ventilation systems and air conditioning system improvements, exterior door replacement, and new energy recovery unit ventilation equipment installation.</p>
<p>North Smithfield Public Schools, RI  Project Cost: \$6 Million  Size : 5,000sf  Duration:2019-2020  Method of Delivery: CMR</p>	<p>Alan Sepe  Facilities Manager  North Smithfield Public Schools  North Smithfield, RI  (401) 765-6410  asepe@northsmithfieldschools.com</p>	<p>Providing Owners Program Manager (OPM) services consistent with RIDE's Necessity of School Construction Guidelines on North Smithfield's Capital Improvement Plan, which includes Construction a four classroom approximately 5,000 SF addition to the existing elementary school, and Renovations to existing high school science labs / classrooms as well as replacement of windows associated with the affected rooms. . The total RIDE approved budget inclusive of all hard and soft costs is \$6 million.</p>
<p>North Stonington  Project cost: \$1 Million  Size: 26,000 sf</p>	<p>Robert Carlson, First Selectman  Town of North Stonington  North Stonington Selectmen's Office  Rcarlson@northstoningtonct.gov  (860) 535-5050</p>	<p>Currently managing a municipal project for North Stonington, funded through state grants. The project will be completed February, 2023.</p>



## E-4 PROJECTS IN PROGRESS

Staff assigned to the Ledyard projects will be fully accessible and committed for the duration of the assignment. STV will augment staffing beyond the primary team members listed in the proposal as projects are identified and project needs unfold. Our firm is growing steadily as we add new team members and identify new roles to address changing skillsets. Given our experience in managing multiple projects and staff augmentation assignments, we are skilled in prioritizing and optimizing staff to support a wide variety of projects and initiatives.

STV maintains a sophisticated running forecast of office workload that allows us to accurately allocate staff and other resources for the efficient delivery of each project. With these tools, we can accurately project staff availability as staff commitments scale according to project phases and client needs. At various times in the project schedule, differing skills and manpower resources will be added in order to satisfy client and project requirements.

Our proposed team is ready and available on demand to start work on identified projects. This team is noted for its depth and range of available expertise and resources, and is distinguished by their commitment to ensure that all work is fully coordinated and successfully implemented.

### School & Municipal

#### Construction Projects in Progress

	Owner	Architect	Construction Value	% Complete	Projected Completion Date
Bethel Police Firing Range	Town of Bethel, CT	Jacunski Humes	\$1M	5%	Est. 11/2022
Whindam 911 Switchboard Upgrade	City of Willimantic	TBD	\$2.97M	2%	TBD
N. Kingstown Schools	Town of North Kingstown, RI	Edward Rowse	\$7M		Est. 9/2022
N. Kingstown High School - HVAC upgrades	Town of North Kingstown, RI	Edward Rowse	\$1.5M	98%	Est. 4/2023
N. Smithfield Schools	Town of North Smithfield, RI	Studio JAED	\$7.7M		Est. 9/2022
N. Smithfield Schools - windows	Town of North Smithfield, RI	Studio JAED	120,000		Est. 9/2022
Hamden Middle School	Town of Hamden, CT	TSPK	\$22M	2%	TBD
N. Stonington Middle School	Town of North Stonington, CT	Q A+M	1.0M	98%	Est. 4/2023



A Town for all Seasons

## E-5 EXPERIENCE WITH CURRENT STATE REQUIREMENTS

### **Familiarity with State of Connecticut Office of School Construction Grants and Review**

Through our management of the current Bethel Schools project as well as previous school projects, STV has participated in all aspects of the Office of School Construction Grants Review approval process and has been responsible for creating and managing all Owner documentation required by the State. Due to the inexperience of the CM on the Bethel Schools project, STV was also responsible for creating and filing all State change order requests and responding to cost eligibility questions and documentation. STV was successful in obtaining a \$900,000 increase in the grant approval amount from OSCGR for the Rockwell School project, which was in danger of going over budget due to the extensive amount of hazardous materials discovered after construction was well underway. The Bethel Schools projects are on track to close-out approximately \$750,000 under the approved referendum allocation.

Although the Newtown High School Auditorium did not require a Town referendum, STV was instrumental in marshalling the project through the Town approvals needed prior to State OSCGR grant application. STV developed the initial grant narrative and justification for the OSCGR application and also assisted the construction manager in developing and submitting all required cost estimates and ineligible cost determinations. The project successfully completed all OSCGR reviews and the theater opened on schedule for the spring 2018 season.

#### **The Town of Ledyard Team**

Our staff and consultants are comprised of professionals with experience in real estate, architecture, engineering, interior design, space planning, FF&E coordination, move planning, construction and facilities management.

During the Sandy Hook School project development in 2015/2016, the project team assisted OSCG staff in the development of a new design phase review and approval process. The SHS project was the first project to meet with OSCG staff continually through preconstruction and the format of financial reports evolved at each stage of our OSCG review. The Sandy Hook School project and project team was also instrumental in the development of the new School Safety Infrastructure Standards, starting with the Guidelines issued in 2014. Sandy Hook School was the first project completed under the new security standards.

STV staff are well-versed in the application of State building and fire safety codes and regularly work with local building and land use officials to ensure compliance with all state and local regulations.





Edward Brook Charter  
School

Many portfolio projects have been implemented utilizing the State of Connecticut High Performance Building standards, and STV staff have assisted the design and construction professionals on each project with documentation reviews and the monitoring of close-out processes.

STV has a long history of working with the State Department of Community and Economic Development on various projects and has also managed grant compliance and reporting to the Department of Transportation, Department of Public Health and Office of Policy and Management. STV continues to represent the State and Connecticut Innovations as the construction inspector for the \$145 million grant awarded Jackson Labs for the development of the Jackson Laboratory For Genomic Medicine facility on the campus of the UCONN Health Center, an assignment spanning 2012 thru 2022.



Hanover High School



Kipp Academy



# E-6 PROPOSED STAFFING



A Town for all Seasons

**Principal-in-Charge**

**Mark DuPré, Sr. Assoc. AIA**

**Project Management Team**

**Robert Gervasini**  
Project Manager

**Ardian Imeri**  
Assistant Project Manager

**Additional Support As-Needed (billing rates provided upon request)**

Architecture	Permitting and Licensing Facilitation
Civil	Site Coordination
Specifications Electrical	Document Control
Mechanical	Design Facilitation
Plumbing/Fire Protection	Construction Cost Estimating
Structural	Financial Management
Constructability Review	Relocation Coordination and Scheduling
Environmental/Construction Mitigation	
Hazmat Abatement	

## ROBERT J. GERVASINI, SR.

### Senior Project Manager

*The hallmark of Bob's four decades in the industry has been his commitment to building longstanding relationships with his clients and promoting their best interests in every undertaking. His career has included an expansive background in overseeing many ground-up construction and renovation projects as well as master planning and programming for many large projects. Bob will ensure that our team will control all of the fine project details while never losing track of the larger picture. Whether managing multi-year programs or projects of every scale, Bob has always been a driving force in ensuring that team members comprehensively achieve the objectives of our clients. Bob will draw upon this experience to ensure that Ledyard's goals and objectives are achieved.*

#### EDUCATION

Master of Business  
Administration; Providence  
College

Bachelor of Science; Roger  
Williams University

#### PROFESSIONAL ACCREDITATION/TRAINING

OSHA 30-Hour Construction  
Health and Safety

Rhode Island Department of  
Education- Mandatory Training

Philip Crosby Quality Improvement  
Process Qualified Instructor

SARGENT REHABILITATION  
CENTER, Warwick, Rhode Island  
Board of Directors

Vice Chairman  
Executive Committee  
Building Subcommittee,  
Chairman

ST. PIUS X CATHOLIC SCHOOL  
(Pre-K thru 8),  
Westerly, Rhode Island  
School Board of Trustees,  
Former Chairman

#### INDUSTRY EXPERIENCE

37 years

#### WITH FIRM

4 years

#### PROJECT EXPERIENCE

##### **North Stonington Middle School**

STV is currently providing Clerk of the Works services to the town of North Stonington for the demolition of a portion of the one story wing, approximately 26,000 sq ft, of the old Wheeler Middle High School, located at 298 Norwich Westerly Road. Responsibilities include reviewing the Contractor's work in the field during demolition operations and assure that the work is carried out to the Town's standards based upon the Contract Documents, including the drawings, specifications, materials, workmanship and schedule. Because the school contained asbestos, special testing and abatement services were also required for this project.

##### **North Kingstown Public Schools, North Kingstown, RI**

Bob recently worked with the NKPS to manage the introduction of Air Conditioning at the High School and window replacement at the Davisville Middle School.

##### **Compass Charter School, Kingston, RI**

Bob recently worked with the Compass school on the implementation of a \$5.0 million renovation and expansion to their middle school.

##### **Town of North Smithfield, RI**

Project Executive for the Town of North Smithfield's Board of Education. Provided professional services consistent with RIDE's Necessity of School Construction Guidelines on numerous projects, including approximately 5,000 SF addition to the existing elementary school, and renovations to existing high school science labs / classrooms.

##### **Public School Construction Experience, includes:**

Bob has also managed many public school construction programs, including participation in New Haven, CT's \$1.5 billion, multi-year citywide school construction program where he was directly responsible for the renovate-as-new and new construction of several Pre-K to 8 schools. In RI, Bob was responsible for the master planning, referendum support activities, and construction of several schools, including the master planning and construction for Westerly's new 158,000 SF middle school and high school renovations that included the closing of two streets and the creation of a two-building high school campus. Also, in RI, Bob was responsible for the master planning and referendum activities for the development of a new middle school in North Smithfield and two middle schools in Woonsocket.

##### **Virgin Pulse, Providence, RI**

Bob was responsible for managing tenant improvements for Virgin Pulse's expansion in the historic Providence Journal building in downtown Providence.

##### **Mohegan Gaming & Entertainment Facilities, CT & PA**

Bob was a Project Executive for numerous projects at Mohegan Sun facilities in Uncasville, CT and Wilkes-Barre, PA. Bob was responsible for the development, design, construction and occupancy of Mohegan Sun at Pocono Downs, in Wilkes-Barre, PA. This project was valued at over \$250.0 million and contained full service gaming, entertainment venues, restaurants and retail stores in association with an active harness horse racing track. Bob was most recently responsible for the development and construction of the recently opened 14 story, 400 room, \$130.0 million Earth Tower Hotel in Uncasville, CT. In 2011, Bob also completed the development and construction of the Mohegan Tribe's \$78.0 million, 168,000 SF Tribal Community & Government building which houses all tribal government offices and community services as well as the practice facility for the WNBA Connecticut Sun professional basketball team.

## ARDIAN IMERI

### Assistant Project Manager

*As an Assistant Project Manager, Mr. Imeri reviews and coordinates all project documentation, maintains the project schedule, and manages daily activities and onsite reporting.*

#### EDUCATION

Central Connecticut State University  
Bachelor of Science  
School of Engineering, Science and Tech  
Major in Construction Management  
Est. Graduation date May of 2023

#### PROFESSIONAL ACCREDITATION/TRAINING

CMAA Member  
OSHA 30-Hour Construction Health and Safety  
CCSU Construction Management Club

#### PROJECT EXPERIENCE

##### **Firing Range, Bethel Police Headquarters**

Providing comprehensive owner's project management services during the planning, design and construction of a 5-lane law enforcement firing/training range in the existing police department facility. The work includes the installation of firing range equipment and a dedicated HVAC system to remove hazardous materials from the air, selective demolition, electrical and data infrastructure, new lighting and finishes, and improvements to life safety systems. STV responsibilities include managing the range equipment vendor RFP process, contract development for the architect and construction manager, oversight of the design phases, construction administration services, and all communications and reporting for the Bethel Public Site and Building Commission, Board of Selectmen, and Bethel Police Department. The project is budgeted at \$1.4 million and is scheduled for completion in early 2023.

##### **Platt Technical High School**

Providing Move Management and FF&E services for Platt Technical High School.

##### **Downtown Evening Soup Kitchen (DESK)**

Providing Owner's Project Managements services for the non-profit Downtown Evening Soup Kitchen, Inc (DESK). DESK received a Community Development Block Grant award from the City of New Haven and purchased a 6250sf, 3-story building at 266 State Street in New Haven. The existing building is partially upgraded, but requires improvements to the building infrastructure including new mechanical systems, new life safety systems, expanded restrooms, and the addition of an elevator.

##### **United Way, Rocky Hill, CT**

United Way of Connecticut, Inc. is a non-profit, community service organization that runs the State's 211 call center. STV is currently project management and Owner's Representative services for the design, renovations, furnishings, and relocation of their existing 37,000 sf on 2 floors to a new office building where they will occupy approximately 41,000 sf on 2 floors. Project considerations include the need for uninterrupted service during the relocation process.

##### **Willimantic Switchboard Upgrade**

STV is providing comprehensive owner's project management services for Town of Windham, on behalf of the Willimantic Switchboard Fire Chief's Association, Inc. for the Willimantic Switchboard Upgrade construction project. The Willimantic Switchboard is a 911 Public Safety Answering Point located adjacent to the Emergency Operation Center within the Public Safety complex in Willimantic, CT, serving the Willimantic Fire & Police Department, three Windham Volunteer Fire Departments (VFD), Franklin VFD and Windham Community Memorial Hospital medics. This project will make much needed upgrades to its infrastructure and technology in order to more effectively serve its communities. Project objectives include: Migrate Willimantic Switchboard to the CLMRN CT Land Mobile Radio Network; Acquire base, mobile and portable radios for the departments served; Increase security in the Willimantic 911 center; Replace radio towers to enhance state system coverage locally, and support new technology and Install new dispatch radio/console/computer technology to support the updated CAD program.

Additional OPM responsibilities include closely monitoring, verifying and auditing EEO/MBE utilization on the project and report the status to the Owner on a regular basis.

##### **Cenaxo, Intern/Assistant Project Manager**

- Assist with contract administration.
- Prepare estimates and perform quantity takeoff
- Assist in visualization of work tasks to estimate time, equipment and materials needed.
- Assist in conferring with engineers, architects, owners, contractors and other project personnel on changes and adjustments that may occur to project scope
- Assist with project schedule creation and adherence.
- Attend onsite project meetings or pre-bids as necessary.

## E-7 PAST CLAIMS / DISPUTES

There have been various legal actions against STV Construction, Inc. arising out of the ordinary conduct of its business. The majority of these arise from issues that are unrelated to the company's professional services (e.g. slip and fall, employment disputes, etc.). Information about these actions can be provided upon request. It is the opinion of management that the ultimate liability of any concluded or active actions (including those identified below) will not materially affect the consolidated financial position of the company, the company's operations, or the company's ability to perform the professional services requested by the Town of Ledyard.



# E-8 FINANCIAL CAPACITY

## FINANCIAL RESOURCES

Capital resources available to STV include an existing line of credit for working capital. In addition to the term loan, the Company has a \$55,000,000 revolving credit facility, with a sublimit of \$10,000,000 for standby letters of credit and a sublimit of \$15,000,000 for a swing line facility. As of September 30, 2021, there were no borrowings against the line of credit. Outstanding letters of credit as of September 30, 2021 were \$1,732,625. We believe that our current operations and borrowing capacity is sufficient to sustain current and future operations. The company has been profitable in past years, excluding fiscal year 2001, which was the result of a one-time cost of restructuring. Without these one-time restructuring costs, our fiscal year 2022 would have been our twenty-ninth consecutive year of profitability. Our backlog continues to remain strong. A copy of our most recent balance sheet and income statement can be provided upon request.

North Smithfield Middle School



## E-10 KNOWLEDGE OF THE LOCALITY

STV has significant recent experience with the State Department of Construction Services. STV provided Owner's Representative Services on 2 consecutive on-call contracts with the State of Connecticut through the Department of Construction Services.

### **Select Projects included:**

#### **SCHOOL WEST ROOF REPLACEMENT, MIDDLETOWN**

STV provided construction administrative service oversight for the removal and replacement of the existing 38,000sf roof at the Albert J. Solnit Children's Center in Middletown. STV acted as the owner's agent by monitoring the general contractor's performance, scheduling, and construction; processing shop drawings and material and equipment submittals; reviewing and processing billing; and reviewing and recommending cost changes. STV also maintained the state's PMWeb-based program for all documentation of the project and ensuring that close-out was completed.

#### **HAMMONASSET BEACH STATE PARK COMBINED UTILITY REPLACEMENT - PROJECT, AND CREATION OF THE BEACH UTILITY RECREATION TRAIL (BURT)**

STV provided construction administrative service oversight for the replacement of the primary and secondary electrical systems at Hammonasset Beach State Park in Madison. The Connecticut Department of Energy and Environmental Protection (CTDEEP) project included coordination with the power utility for transformer and primary/secondary conductor installation, as well as replacement of the park's water piping distribution system and modifications to the natural gas distribution system. The STV team also maintain the state's PMWeb-based program for all documentation of the project, and will ensure that close-out is completed.

***STV is currently providing Clerk of the Works services to the town of North Stonington for the demolition of a portion of the one story wing, approximately 26,000 sq ft, of the old Wheeler Middle High School, located at 298 Norwich Westerly Road. Responsibilities include reviewing the Contractor's work in the field during demolition operations and assure that the work is carried out to the Town's standards based upon the Contract Documents, including the drawings, specifications, materials, workmanship and schedule. Because the school contained asbestos, special testing and abatement services were also required for this project.***

North Stonington Middle School



#### **EASTERN CONNECTICUT FIRE SCHOOL, WILLIMANTIC**

STV provided OPM services as part of an On-call with the state, for a new Eastern Connecticut Fire School. This project included, but was not limited to, the construction of a new Administration and Education Facility, construction of a new Vehicle Maintenance Facility, construction of a new Class A Burn Building, construction of a new Training Tower, construction of new Rehab Pavilions, construction of new driveways and parking, and work involving various new fire training props.

# E-11 AFFIRMATIVE ACTION

## EQUAL EMPLOYMENT OPPORTUNITY AND AFFIRMATIVE ACTION

STV Group, Incorporated and STV Incorporated along with any and all subsidiaries and affiliates (hereinafter “STV” or the “Company”) are Equal Opportunity and Affirmative Action Employers. It is STV’s policy to provide equal employment opportunities without regard to race, color, religion, sex, national origin, age, pregnancy, military or veteran status, disabled status, gender identity, or sexual orientation.

The Company has developed and maintained a written Affirmative Action Program, and takes affirmative action as called for by applicable laws and Executive Orders to recruit, hire, train, promotes, and retain qualified females, minority group individuals, veterans, and individuals with disabilities. Gregory Kelly, President and Chief Executive Officer, fully supports STV’s EEO and AAP Policy and Programs.

STV will seek to ensure that this policy applies to all aspects of employment, including, but not limited to, recruiting, employment, placement, upgrading, demotion or transfer, reduction of workforce and termination, rates of pay or other form of compensation, benefits, selection for training, the use of all facilities, and participation in all STV-sponsored employee activities and the workplace remains free of illegal discrimination as stated in Equal Opportunity in Employment Laws, Section 503 of the Rehabilitation Act of 1973, Vietnam Era Veterans’ Readjustment Assistance Act of 1974. STV’s employment decisions are based on valid job requirements, and the knowledge, skills, and abilities of those who are most qualified for our organization. STV will also provide qualified applicants and employees with disabilities with needed reasonable accommodations, as required by law, and will ensure that all employment decisions are based only on valid job requirements. Provisions in applicable laws providing for bona fide occupational qualifications, business necessity, or age limitations will be adhered to by STV where appropriate.





280 Trumbull Street, 14th Floor  
Hartford, CT 06103-5303  
o. 860.882.5600 | f. 860.218.2006  
stvinc.com

3/17/23

Town of Ledyard, Connecticut  
Attn: Wayne Donaldson  
Director of Facilities  
Ledyard Public Schools  
4 Blonders Blvd  
Ledyard, CT 06339

Re: RFQ/RFP Bid #23-1 Owner's Representative Services for Select Capital Projects

Dear Mr. Donaldson and the Town of Ledyard Permanent Municipal Building Committee,

On behalf of STV Construction Inc (STV), I am pleased to submit our fee proposal for Owner's Representative Services for roof replacement and photovoltaic solar installations on the Central Office building, Gales Ferry School and the Juliet Long School. Attached with this document is our proposed fee schedule which outlines the expected time to be spent on the three projects. As discussed, these fees have been defined per building and require all the projects to be designed and constructed at the same time. The fee matrix's attached also indicate start and finish dates that are used only to signify the weeks anticipated for each task. Additionally, we understand that our time supporting the OSCGR submission will be minimal. While we do plan to assist the selected architect STV does not expect to participate in meetings and create supporting documents.

Should you have any questions regarding our clarifications or fee, please contact me directly at mark.dupre@stvinc.com or (860) 882-5606.

Sincerely,

A handwritten signature in blue ink, appearing to read "Mark DuPre", followed by a horizontal line.

Mark DuPre' Sr. Assoc. AIA  
Vice President & Project Executive



Town of Ledyard, CT Roofing OPM Services RFQ/RFP Bid #23-1

<div> <div>Central Office</div> <div>Phase   Scope   Timeline</div> </div>	No. Wks.	Project Executive		Project Manager		Assistant Project Manager		Totals
		Hrs. Week	Total Hrs.	Hrs. Week	Total Hrs.	Hrs. Week	Total Hrs.	
Pre-Construction/Design								
3/20/20236/26/2023	14	0	0	2	28	0	0	\$3,808
Bidding/Contracting								
6/12/20237/24/2023	6	0	0	2	12	0	0	\$1,632
Construction								
8/14/20239/11/2023	4	0	0	2	8	12	48	\$6,128
Post Construction								
9/11/202311/6/2023	8	0	0	2	16	0	0	\$2,176
Total Hrs.			0		64		48	112
Cost / Hr. 2023			\$225		\$136		\$105	
Cost PP.		\$0		\$8,704		\$5,040		\$13,744

Town of Ledyard, CT Roofing OPM Services RFQ/RFP Bid #23-1

<div> <div>Gales Ferry School</div> <div>Phase   Scope   Timeline</div> </div>	No. Wks.	Project Executive		Project Manager		Assistant Project Manager		Totals
		Hrs. Week	Total Hrs.	Hrs. Week	Total Hrs.	Hrs. Week	Total Hrs.	
Pre-Construction/Design								
3/20/20237/24/2023	18	0	0	2	36	0	0	\$4,896
Bidding/Contracting								
7/24/20238/21/2023	4	0	0	4	16	2	8	\$3,016
Construction								
6/24/20249/2/2024	10	0	0	4	40	20	200	\$26,440
Post Construction								
9/2/202410/7/2024	5	0	0	4	20	2	10	\$3,770
Total Hrs.			0		112		218	330
Cost / Hr. 2023			\$225		\$136		\$105	
Cost PP.		\$0		\$15,232		\$22,890		\$38,122

Town of Ledyard, CT Roofing OPM Services RFQ/RFP Bid #23-1

<div> <div>Juliet Long School</div> <div>Phase   Scope   Timeline</div> </div>	No. Wks.	Project Executive		Project Manager		Assistant Project Manager		Totals
		Hrs. Week	Total Hrs.	Hrs. Week	Total Hrs.	Hrs. Week	Total Hrs.	
Pre-Construction/Design								
3/20/20237/24/2023	18	0	0	2	36	0	0	\$4,896
Bidding/Contracting								
7/24/20239/4/2023	6	0	0	4	24	2	12	\$4,524
Construction								
6/24/20249/2/2024	10	0	0	4	40	20	200	\$26,440
Post Construction								
9/2/202410/7/2024	5	0	0	4	20	2	10	\$3,770
Total Hrs.			0		120		222	342
Cost / Hr. 2023			\$225		\$136		\$105	
Cost PP.		\$0		\$16,320		\$23,310		\$39,630

Total Hourly Contract value

\$91,496

Gary per your request here are the results of the calls I made to the references supplied by STV. I also reached out to other architects and industry professionals not on their reference list. I find that companies will only list references from projects that will supply a good reference. Reaching out to firms that are not on that list will normally give you a better impression of a company's performance. The common theme seems to be awesome and great to work with.

#### Reference Supplied

- Robert Germinaro Bethel Board of Education. STV completed two additions and renovations on schools for Bethel and their performance was exceptional. They anticipated issues and were way ahead of the committee in recommending solutions before they became an issue. Bethel has now hired them for a new project.
- Dr. Joseph V. Erardi, Jr Former Superintendent Newtown Public Schools Spoke very highly of STV they did the Sandy Hook Elementary School a project that had all eyes on it and came in on time and under budget. They understand kids in schools. He would highly recommend them for any project.
- Nancy Haynes Purchasing & Risk Manager Town of Bloomfield. They were awesome; they had a marginal construction manager and STV stepped right up and kept the project on time and budget. If it was not for STV she has doubts the project would have been completed. They would use STV again.
- Kevin Glenn Chief of Police Town of North Haven Police. Reported that they were awesome; he can not speak highly enough of STV. They were reluctant at first to hire an owner's representative but thank god they did. They saved them a ton of time and money. A great firm to work with.
- Dan Carter Public Works Director Bloomfield CT STV did a good job there was one little glitch at the end of the project he felt they were not quite tough enough on a contractor but eventually came through he would definitely consider hiring them again for another project.
- Jim Russo Building Chairman Town of Lebanon CT My Russo is the owner of a company that also does owner's representative services. Even knowing this he would strongly recommend STV for any project. He did state that the project manager left the company in the middle of the job but one of the senior members stepped right in and picked up the ball seamlessly. No issues.

- Allam DuFrend, Assistant Project Manager State of Connecticut DAS. Email bounced back. May no longer be an employee.

#### Other References

- Jeremy Cogdill Garland Group building roof and envelope company. Not on the reference list but a company that has done a lot of work for the Town of Ledyard. Jeremy has not worked directly with STV but many of his counterparts have and they speak very highly of their work and performance. He said you can not go wrong choosing STV.
- SVigals + Partners Architect Marissa Meade SVigals worked with STV on the Sandy Hook School She said the team was great and she was not aware of any issues with STV.
- Jacunski Humes Architect worked on North Haven Police Station and Jonathan Trumbull Library in Lebanon with STV and is currently doing the Bethel Gun Range. Worked well with the team and had great communications and no reservations of working on other projects with them.
- Bob Corrente North Kingston Public Schools Have used STV and are very happy with them.
- Alan Sepe North Springfield Public Schools They have had good success with STV they are currently doing another project with them and they are great to work with.

Wayne Donaldson  
Ledyard Public Schools  
Facilities Director

# *PRICE PROPOSAL (RFP) for OWNER'S REPRESENTATIVE SERVICES for PRE-CONSTRUCTION, CONSTRUCTION and POST-CONSTRUCTION for SELECT CAPITAL PROJECTS*

Firm name: STV Construction Inc

Address: 280 Trumbull Street, 14th Floor, Hartford, CT 06103

Phone number: (860) 882-5600 Email: Mark.Dupre@stvinc.com

Project	Fee	Notes
Central Office	\$42,720	Summer of 2023
Gales Ferry School	\$45,250	Summer of 2023
Juliet Long School	\$53,500	Summer of 2023
Total	\$141,470	

NOTE: Fees include all travel and other expenses not listed below.

**Mileage reimbursement (no markup) included in the fees - \$1000/per project**

List anticipated expenses \_\_\_\_\_ List percentage markup on  
expenses (if any): \_\_\_\_\_ %

Printed name: Mark Dupre'

Title: VP/Project Executive

Authorized signature:  Date: 2/2/2023

February 2, 2023

Mr. Wayne Donaldson  
Director of Facilities  
Ledyard Public Schools  
4 Blonders Boulevard  
Ledyard, CT 06339

**Subject: Price Proposal to Provide Owner's Representative Services  
for Select Capital Projects, RFQ/RFP Bid #23-1**

Dear Mr. Donaldson and Town of Ledyard Permanent Municipal Building Committee:

Enclosed for your consideration is our fee proposal for the Select Capital Projects at the Central Office, Gales Ferry School and Juliet Long School. In summary, we are proposing to provide the requested services for a lump cost of **\$63,301** for all three buildings. The fee proposal assumes that the Central Office roof replacement will be completed in the fall of 2023 with Gales Ferry School and Juliet Long School being completed in summer 2024.

Our construction representative will be on site two to three times a week for a few hours each time. Full-time on-site presence is not anticipated. Our proposal opines further on our approach to the project in addition to the RFQ/P.

We are providing our fee proposal by phase and are including the estimated hours per month by each team member as well. Our fees include attendance at all building committee meetings and City/BOE meetings as needed. It also includes attendance at all OSCG&R meetings.

We have broken out our pricing by phase that includes all three schools. Note, we can divide the cost by three for each facility. However, we'll be addressing all three buildings when meeting during design and bidding and visiting the Gales Ferry School and Juliet Long School at the same time in the summer of 2024.

- |  |             |
|--|-------------|
| • Architect Selection/Design Phase:                              | \$19,448.00 |
| • Bidding Phase:   | \$3,536.00  |
| • Construction Phase (Central Office, Fall 2023):                | \$11,900.00 |
| • Construction Phase (Gales Ferry and Juliet Long, Summer 2024): | \$28,417.00 |



Should the Central Office work be conducted concurrently with the Gales Ferry and Juliet Long Schools in the summer of 2024, our fee would be **\$59,136** with the following phase-by-phase breakdown.

- Architect Selection/Design Phase: \$19,448.00
- Bidding Phase: \$3,536.00
- Construction Phase (All work Summer 2024): \$36,152.00

Should additional work be requested, we would utilize the following rates for each our team members. Please note our rates would increase by 4% for 2024 work.

2023 Hourly Rates	
Category	Hourly Rate
Director	\$260
Senior Project Manager	\$208
Construction Representative	\$175
Financial & Analytical Support	\$145

In closing, Colliers is very excited about the opportunity to extend our services with the Town of Ledyard. I am personally committed to helping you meet your objectives. If you have questions or require additional information, you can contact me at (860) 235-5313 or [charles.warrington@collierseng.com](mailto:charles.warrington@collierseng.com).

Sincerely,



Charles E. Warrington, Jr., PE  
Director, Project Management Services



Ledyard Roof Project Owner's Representative Evaluation Form.

Selection Criteria	Maximum points Possible	Coll	STV
1. Letter of Interest & Organization of Response: How complete and concise was the letter of interest and the RFQ Response? Was the RFQ well organized, with complete information responding to all submitted criteria?	10 Points	10	10
2. Experience and Qualifications: Provide a comprehensive package which highlights experience of key personnel who will staff the project. Previous experience as an Owner's Representative/Project Manager with similar projects. Experience with governmental agencies will also be evaluated	30 Points	30	30
3. Scope of Service: Candidate has affirmed the Owner's requirements and expectations for this project and demonstrates a clear understanding of the work required.	25 Points	20	23
4. Subjective Fit: How well does the candidate understand the scope of work and time frame? General approach, concepts of moving forward?	15 Points	12	14
5. References: Candidate has provided a comprehensive project list with contact information for projects completed or in progress. References reflect similar work.	20 Points	20	20
<b>Total Points</b>	<b>100 Points</b>	<b>92</b>	<b>97</b>

Printed Name Kate DiPalma-Herb

Date 2/13/2023

Signature Kate DiPalma-Herb

Ledyard Roof Project Owner's Representative Evaluation Form.

Selection Criteria	Maximum points Possible	Coll	STV
1. Letter of Interest & Organization of Response: How complete and concise was the letter of interest and the RFQ Response? Was the RFQ well organized, with complete information responding to all submitted criteria?	10 Points	10	10
2. Experience and Qualifications: Provide a comprehensive package which highlights experience of key personnel who will staff the project. Previous experience as an Owner's Representative/Project Manager with similar projects. Experience with governmental agencies will also be evaluated	30 Points RB	26	28
3. Scope of Service: Candidate has affirmed the Owner's requirements and expectations for this project and demonstrates a clear understanding of the work required.	25 Points RB	24	23
4. Subjective Fit: How well does the candidate understand the scope of work and time frame? General approach, concepts of moving forward?	15 Points RB	14	13
5. References: Candidate has provided a comprehensive project list with contact information for projects completed or in progress. References reflect similar work.	20 Points	18	19
<b>Total Points</b>	<b>100 Points</b>	92	93

Printed Name STEPHEN A. MUNGEN

Date 2/13/23

Signature Step A. Munge

Ledyard Roof Project Owner's Representative Evaluation Form.

Selection Criteria	Maximum points Possible	Coll	STV
1. Letter of Interest & Organization of Response: How complete and concise was the letter of interest and the RFQ Response? Was the RFQ well organized, with complete information responding to all submitted criteria?	10 Points	9	9
2. Experience and Qualifications: Provide a comprehensive package which highlights experience of key personnel who will staff the project. Previous experience as an Owner's Representative/Project Manager with similar projects. Experience with governmental agencies will also be evaluated	30 Points	25	20
3. Scope of Service: Candidate has affirmed the Owner's requirements and expectations for this project and demonstrates a clear understanding of the work required.	25 Points	<del>10</del> 20	21
4. Subjective Fit: How well does the candidate understand the scope of work and time frame? General approach, concepts of moving forward?	15 Points	15	10
5. References: Candidate has provided a comprehensive project list with contact information for projects completed or in progress. References reflect similar work.	20 Points	15	20
<b>Total Points</b>	<b>100 Points</b>	<del>84</del> 79	80

Printed Name Joe Gush

Date 13 Feb 2023

Signature Joe Gush

Ledyard Roof Project Owner's Representative Evaluation Form.

Selection Criteria	Maximum points Possible	Coll	STV
1. Letter of Interest & Organization of Response: How complete and concise was the letter of interest and the RFQ Response? Was the RFQ well organized, with complete information responding to all submitted criteria?	10 Points	9	8
2. Experience and Qualifications: Provide a comprehensive package which highlights experience of key personnel who will staff the project. Previous experience as an Owner's Representative/Project Manager with similar projects. Experience with governmental agencies will also be evaluated	30 Points	25	25
3. Scope of Service: Candidate has affirmed the Owner's requirements and expectations for this project and demonstrates a clear understanding of the work required.	25 Points	20	25
4. Subjective Fit: How well does the candidate understand the scope of work and time frame? General approach, concepts of moving forward?	15 Points	10	12
5. References: Candidate has provided a comprehensive project list with contact information for projects completed or in progress. References reflect similar work.	20 Points	18	15
<b>Total Points</b>	<b>100 Points</b>	<b>82</b>	<b>85</b>

Printed Name G. Hosey

Date 2/13/2023

Signature 



Ledyard Roof Project Owner's Representative Evaluation Form.

Selection Criteria	Maximum points Possible	Coll	STV
1. Letter of Interest & Organization of Response: How complete and concise was the letter of interest and the RFQ Response? Was the RFQ well organized, with complete information responding to all submitted criteria?	10 Points	7	10
2. Experience and Qualifications: Provide a comprehensive package which highlights experience of key personnel who will staff the project. Previous experience as an Owner's Representative/Project Manager with similar projects. Experience with governmental agencies will also be evaluated	30 Points	25	30
3. Scope of Service: Candidate has affirmed the Owner's requirements and expectations for this project and demonstrates a clear understanding of the work required.	25 Points	20	25
4. Subjective Fit: How well does the candidate understand the scope of work and time frame? General approach, concepts of moving forward?	15 Points	15	15
5. References: Candidate has provided a comprehensive project list with contact information for projects completed or in progress. References reflect similar work.	20 Points	20	20
<b>Total Points</b>	<b>100 Points</b>	97	100

Printed Name George Tyminski

Date 2/13/23


Signature George Tyminski

Ledyard Roof Project Owner's Representative Evaluation Form.

Selection Criteria	Maximum points Possible	Coll	STV
1. Letter of Interest & Organization of Response: How complete and concise was the letter of interest and the RFQ Response? Was the RFQ well organized, with complete information responding to all submitted criteria?	10 Points	10	10
2. Experience and Qualifications: Provide a comprehensive package which highlights experience of key personnel who will staff the project. Previous experience as an Owner's Representative/Project Manager with similar projects. Experience with governmental agencies will also be evaluated	30 Points	30	30
3. Scope of Service: Candidate has affirmed the Owner's requirements and expectations for this project and demonstrates a clear understanding of the work required.	25 Points	20	23
4. Subjective Fit: How well does the candidate understand the scope of work and time frame? General approach, concepts of moving forward?	15 Points	10	15
5. References: Candidate has provided a comprehensive project list with contact information for projects completed or in progress. References reflect similar work.	20 Points	20	20
<b>Total Points</b>	<b>100 Points</b>	95	98

Printed Name GARY J SCHWEIDEN

Date 2/13/23

Signature 





# Town of Ledyard

Select Capital Projects,  
RFQ/RFP Bid #23-1

## Owner's Representative Services

February 3, 2023

**Prepared for**

Wayne Donaldson  
Facilities Director  
Ledyard Public Schools

**Prepared by**

Charles E. Warrington, Jr., PE  
Director, Project Management Services  
Colliers Project Leaders

# Contents

---



- I. Cover Letter/Executive Summary
- II. Firm Profile
- III. Project Experience and References
- IV. Projects in Progress and References
- V. Experience with Current State Requirements
- VI. Proposed Staffing
- VII. Disclosure of Past Claims or Disputes
- VIII. Financial/Professional Capacity of the Firm
- IX. Price Proposal
- X. Knowledge of the Locality
- XI. Affirmative Action
- XII. Project Approach
- XIII. Exceptions



February 2, 2023

Mr. Wayne Donaldson  
Director of Facilities  
Ledyard Public Schools  
4 Blonders Boulevard  
Ledyard, CT 06339

**Subject:     *Qualifications to Provide Owner's Representative Services  
for Select Capital Projects, RFQ/RFP Bid #23-1***

Dear Mr. Donaldson and Town of Ledyard Permanent Municipal Building Committee:

We are pleased to submit our statement of qualifications to continue our relationship with the Town of Ledyard. Having worked alongside many of the members of the Ledyard community, we have developed a strong understanding of the needs and expectations of the Town and School District. With this relationship in mind, we would be honored to continue as a trusted partner on the Select Capital Projects.

Based upon our understanding of the project, our depth of knowledge with the State of Connecticut, and our overall expertise in the public K-12 sector, we are confident in our ability to lead you through the construction process and to a successfully completed project.

We look forward to formally presenting our qualifications, approach, and project team to you in person and are excited about the prospect of partnering with you as you embark upon this exciting project to create the ideal learning environment for your students.

I am personally committed to helping you meet your objectives. If you have questions or require additional information, you can contact me at [charles.warrington@collierseng.com](mailto:charles.warrington@collierseng.com) or (203) 318-6570.

Sincerely,



Charles E. Warrington, Jr., PE  
Director, Project Management Services



Jonathan Winikur  
Division Director



## Colliers Project Leaders

Colliers Project Leaders has operated for the past two decades with a fairly simple mission in mind – to be ***the premier provider of owner's representative services in the marketplace.*** Our focus upon owner's representation provides our clients with the assurance that they are receiving services which are at the heart and soul of our firm's existence.

Colliers' Project Management team provides clients with managerial, technical and analytical support for the planning, design, construction, and commissioning of major capital school construction projects. Our work has been guided by a belief that many schools do not have the internal resources with the time and/or expertise necessary to fully advocate for the needs of their many stakeholders throughout the planning, design, and construction process. With this reality in mind, we provide clients with the needed expertise to supplement their existing capabilities and to help ensure their building initiatives are professionally planned and managed.



Our team of seasoned professionals currently includes more than 120 experts of virtually all aspects of building planning, design and construction. Additionally, with over \$7+ Billion in projects currently under management, our team is extremely familiar with the latest trends and issues affecting the design and construction industry.



## Firm Profile

Provided below is information specifically requested in the Town of Ledyard's Request for Qualifications and Proposals.

Company Information							
Name of Firm	Colliers Project Leaders USA NE, LLC						
Firm's Representative	Jonathan F. Winikur, Division Director, is the authorized individual to negotiate and execute a contract for owner's representative services on behalf of Colliers Project Leaders USA NE, LLC, the legal entity submitting this statement of qualifications/proposal.						
Firm Representative's Contact Information	<ul style="list-style-type: none"> <li>Email: jonathan.winikur@collierseng.com</li> <li>Phone: (203) 504-9183</li> </ul>						
Location of Principal and Branch Offices	<p>Colliers Project Leaders has 10 locations across the country, with nine of them located in the Northeast. Each office has experienced experts ready to collaborate, advise, or to serve as a resource, as needed. Our office locations include:</p> <table> <tr> <td> <b>Corporate Headquarters</b>  135 New Road  Madison, CT 06443 </td><td> <b>New Jersey Office</b>  331 Newman Springs Road  Suite 203, Red Bank, NJ 07701 </td></tr> <tr> <td> <b>New York Office</b>  20 West 37<sup>th</sup> Street, 11<sup>th</sup> Floor  New York, NY 10018 </td><td> <b>Westchester County, NY Office</b>  400 Columbus Avenue, Suite 180E  Valhalla, NY 10595 </td></tr> <tr> <td> <b>Rhode Island Office</b>  72 Pine Street  Providence, RI 02903 </td><td> <b>Stamford Office</b>  1055 Washington Boulevard  Stamford, CT 06901 </td></tr> </table>	<b>Corporate Headquarters</b> 135 New Road Madison, CT 06443	<b>New Jersey Office</b> 331 Newman Springs Road Suite 203, Red Bank, NJ 07701	<b>New York Office</b> 20 West 37 <sup>th</sup> Street, 11 <sup>th</sup> Floor New York, NY 10018	<b>Westchester County, NY Office</b> 400 Columbus Avenue, Suite 180E Valhalla, NY 10595	<b>Rhode Island Office</b> 72 Pine Street Providence, RI 02903	<b>Stamford Office</b> 1055 Washington Boulevard Stamford, CT 06901
<b>Corporate Headquarters</b> 135 New Road Madison, CT 06443	<b>New Jersey Office</b> 331 Newman Springs Road Suite 203, Red Bank, NJ 07701						
<b>New York Office</b> 20 West 37 <sup>th</sup> Street, 11 <sup>th</sup> Floor New York, NY 10018	<b>Westchester County, NY Office</b> 400 Columbus Avenue, Suite 180E Valhalla, NY 10595						
<b>Rhode Island Office</b> 72 Pine Street Providence, RI 02903	<b>Stamford Office</b> 1055 Washington Boulevard Stamford, CT 06901						

	<p><b>Boston Office</b> 100 Federal Street, 33<sup>rd</sup> Floor Boston, MA 02110</p> <p><b>Washington, DC Office</b> 1625 Eye Street NW, Suite 950 Washington, DC 20006</p>	<p><b>Agawam Office</b> 67 Hunt Street, Suite 119 Agawam, MA 01001</p> <p><b>Los Angeles, CA Office</b> 865 S. Figueroa Street, Suite 3500 Los Angeles, CA 90017</p>
Length of Time in Business	26 years	
Firm's History	<p>Strategic Building Solutions, LLP was formed on December 3, 1996. On January 13, 2000, Strategic Building Solutions discontinued its use of LLP and registered as Strategic Building Solutions, LLC. On April 20, 2015, Strategic Building Solutions, LLC became part of the Colliers' team and conducted business as Strategic Building Solutions, LLC (dba Colliers International). On June 24, 2019, the company changed its name and now operates as Colliers Project Leaders USA NE, LLC.</p>	
Firm's Philosophy Regarding Cost Control, Scheduling, Safety and Quality Assurance	<p>Colliers will protect your interests, reduce costs, maximize value, preserve the project schedule, and ensure safety and construction quality assurance. Providing the breadth of experience that world-class project management requires, our multi-disciplined team possesses the necessary skill sets to support our clients through all aspects of their capital projects. Our team includes seasoned professionals with deep backgrounds in architecture, engineering, construction, facilities planning, operations, and financial management.</p> <p>Our goal is to ensure that clients' best interests are well represented and that projects are delivered on time, within budget, and up to the desired quality standard. The Colliers' Project Management team customizes our approach to each client's specific needs and priorities to create buildings that are well built and operate efficiently.</p> <p>Whether you are developing a new property or re-developing an existing one, we provide all the services necessary to analyze your needs and optimize your results. The diverse technical backgrounds of our team allow us to offer a comprehensive set of services all aimed at one goal – ensuring our clients receive the best value for their capital investments.</p>	

# Project Experience and References

## State of Connecticut Experience

Colliers has a well-established reputation for providing owner's representative services within the Connecticut marketplace and is well-versed in guiding our clients through the complex process of capital construction projects. As a result of our project experience, Colliers has developed a unique perspective and understanding of the very specialized needs of construction projects – allowing us to view the larger issues at hand and to develop strategies and tactics to successfully lead the Town of Ledyard through the process.

### By the Numbers

- **50+** Public Contracts in the State of Connecticut
- **3 Million** gsf
- **\$1 Billion** Construction Cost

Over the past two decades, we have provided owner's representative services for numerous clients because of our reputation for quality service, client satisfaction, and unique expertise. Listed below is a sampling of our local clients. ***In addition, we have also provided at the end of this section descriptions highlighting projects of a similar nature.***

State of Connecticut Experience		
Clients		
Achievement First	Hopkins School	Town of Cheshire
Area Cooperative Education Services	JCC of Greater New Haven	Town of Fairfield
Booker T. Washington Academy	Miss Porter's School	Town of Madison
Brass City Charter School	New Britain EMS	Town of Mansfield
Children's Kozlowski Orthodontics	New Fairfield Public Schools	Town of Newington
Choate Rosemary Hall	Newtown Public Schools	Town of North Haven
Community Health Center	Old Saybrook Public Schools	Town of Oxford
CT Dept. of Administrative Services	Regional School District #14	Town of Rocky Hill
Connecticut Service Plazas	Ridgefield Public Schools	Town of Stonington
Cooper Church LLC	Riverbrook Regional YMCA	Town of Wilton
Digital First	Rocky Hill Public Schools	Town of Windham
East Hampton Public Schools	Sacred Heart University	University of Connecticut
Ethel Walker School	Salisbury School	University of Hartford
Fairview at Thames Edge	Simsbury Public Schools	University of New Haven





## Work in an Occupied School Experience

The following highlights our school building project experience working within an occupied school:

- Regional School District 14 Nonnewaug High School – addition/renovate-as-new
- East Hampton High School – addition/renovate-as-new
- North Haven Middle School – addition/renovate-as-new
- Branford’s Francis Walsh Intermediate School – addition/renovate-as-new
- Fairfield’s Riverfield and Holland Hill Elementary Schools – addition/renovation
- Stonington’s West Vine and Deans Mill Elementary Schools – addition/renovate-as-new
- Southwick-Tolland-Granville Regional High School – addition/renovation
- West Bridgewater Middle-Senior High School – new construction
- West Springfield High School – new construction
- Easthampton High School – new construction
- Assabet Regional Technical High School – renovations
- Northborough’s Lincoln Street Elementary School – addition/renovation
- Windham High School – addition/renovation
- Lincoln High School – addition/renovation
- Cape Cod Technical Regional High School – addition/renovation

## Public School Project Experience

Colliers provided on the following pages highlights of Connecticut school building projects completed in the past five (5) years, including information specifically requested in the RFQ/RFP.

## South Windsor Pleasant Valley Elementary School

<b>Principal Contact:</b>	Dr. Kate Carter, Superintendent
<b>Contact Email:</b>	kcarter@swindsor.k12.ct.us
<b>Contact Phone Number:</b>	(860) 291-1205
<b>Project Architect:</b>	Drummey Rosane Anderson, Inc. James A. Barret 225 Oakland Road, Studio 205, South Windsor, CT 06074
<b>Total Project Cost:</b>	<p>\$58.5 Million (Original Budget), \$61.3 Million (current budget), project under construction thus final cost unknown.</p> <p>Due to material increases due to material shortages resulting from the COVID pandemic, the bids came in higher than the budget could afford. Due to diligent budget management on the three prior projects which Colliers managed, the town was able to transfer \$2.8M to the project from bond proceeds to fund the construction.</p>
<b>Number of Change Orders:</b>	Approximately 70 Individual PCOs at this time
<b>Brief Explanation for Number of Change Orders:</b>	<p>Total value of change orders issues are currently \$1,470,722. \$1,318,921 were attributed to owner's request. One change order consists of \$1,102,607 for the addition of one classroom to the project that was requested by the board of education. The district's enrollment growth has exceeded 10% since 2017 when the first new school was open. Dr. Kate Carter can attest to the growth.</p> <p>\$84,085 are attributed to field conditions. This consists of 19 individual PCOs.</p> <p>\$43,137 in change orders were due to errors or omissions attributed to the design team. This consists of 20 individual PCOs. <i>Note: The value is based solely on Colliers professional opinion as to the cause.</i></p>
<b>Time Extensions:</b>	None. The project is scheduled for completion in May 2023 with occupancy in August 2023.
<b>How our services succeeded in advancing the owner's interest:</b>	<p>Colliers has served as the Owner's Representative for the town of South Windsor and the South Windsor Public Schools since 2014. The first two phases consisting of one new school in phase one, and two new schools in phase two, were constructed per the original 2013 Elementary School Master Plan. Orchard Hill was completed and occupied in the fall of 2017 and Eli Terry and Philip R. Smith were completed and occupied in the fall of 2020 despite the COVID pandemic occurring in the middle of construction. These three projects came in collectively \$3.6 million under budget which allowed the town to fund the bid overage on this project and keep the project on schedule. Opening this school this fall is vital to provide enough classroom space for the ever-increasing enrollment in South Windsor.</p> <p>Although we feel Colliers was a vital part of the success of this program and this individual project, the program has been a true team success which was led by Dr. Carter with support by the board of education, town council, permanent building commission, and most importantly the residents of South Windsor who voted to fund these projects. Collier was fortunate to have been part of this successful program.</p>

## Branford Francis Walsh Intermediate School

<b>Principal Contact:</b>	Peter Banca, Building Committee Chair
<b>Contact Email:</b>	peterbanca@aol.com
<b>Contact Phone Number:</b>	(203) 488-1779
<b>Project Architect:</b>	Antinozzi Associates Inc. Michael LoSasso 271 Fairfield Avenue, Bridgeport, CT 06604
<b>Total Project Cost:</b>	\$88.2 Million (Budget), Projected Cost \$84.5 Million
<b>Number of Change Orders:</b>	233 Individual PCOs
<b>Brief Explanation for Number of Change Orders:</b>	<p>Total value of change orders issues was \$4,646,498. 35 of the change orders were due to Owner Request with one consisting of \$2.7 Million for pool improvements that were not part of the original scope.</p> <p>\$1,651,232 in change orders were due to Field Conditions as the project was partially alterations/renovations. 24 PCOs amounting to \$587,000 were due to field conditions at the existing pool.</p> <p>\$141,803 in change orders were due to errors or omissions attributed to the design team. <i>Note: The value is based solely on Colliers professional opinion as to the cause.</i></p>
<b>Time Extensions:</b>	The base bid project was completed per the original schedule. However, the project was extended due to an owner request to do the major upgrades to the pool.
<b>How our services succeeded in advancing the owner's interest:</b>	<p>Colliers leadership in the preliminary planning for the complex phasing of the project as well as our move management lessened the burden on the district. Certain classrooms and functions were required to be moved to temporary locations prior to moving to their final location. Colliers coordinated all the moves as well as the movers ensuring that operations were maintained.</p> <p>Our proactive budget management and diligent review of change orders during the construction phase permitted the owner to make major improvements to their pool at the end of the project as well as come in under budget by approximately \$3.7 Million.</p>

## Region 14 – Nonnewaug High School Renovations

<b>Principal Contact:</b>	George Bauer, Building Committee Chair
<b>Contact Email:</b>	gbauer@ctreg14.org
<b>Contact Phone Number:</b>	(203) 558-6994
<b>Project Architect:</b>	The S/L/A/M Collaborative, Inc Kemp Morhardt 80 Glastonbury Boulevard, Glastonbury, CT 06033
<b>Total Project Cost:</b>	\$63.8 Million
<b>Number of Change Orders:</b>	221 Individual PCOs
<b>Brief Explanation for Number of Change Orders:</b>	<p>Total value of change orders issues was \$3,606,091. \$2,315,346 was due to owner requests consisting of 84 individual PCOs.</p> <p>\$1,230,245 were attributed to field conditions. This consisted of 91 individual PCOs.</p> <p>\$580,270 in change orders were due to errors or omissions attributed to the design team. <i>Note: The value is based solely on Colliers professional opinion as to the cause.</i></p>
<b>Time Extensions:</b>	The project is still ongoing due to problems with the MEP design issues which Colliers facilitated 26 major trade meetings to resolve and we are still facilitating the final



	resolution of them. The issues are close to being resolved.
<b>How our services succeeded in advancing the owner's interest:</b>	The project is complex phased occupied renovation project approximately 135,000 GSF. Colliers managed all the phase moves during construction which can be very stressful on the school administration and staff. Due to our budget management the client was able to procure a new synthetic turf field, lighting and bleachers within the project budget. Colliers also led the process of replacing the existing on-site septic tanks that were not originally intended to be replaced.

East Hampton High School	
<b>Principal Contact:</b>	Paul Smith, Superintendent
<b>Contact Email:</b>	Psmith@easthamptonct.org
<b>Contact Phone Number:</b>	(860) 539-5959
<b>Project Architect:</b>	The S/L/A/M Collaborative, Inc Kemp Morhardt 80 Glastonbury Boulevard, Glastonbury, CT 06033
<b>Total Project Cost:</b>	\$51.7 Million (Original Budget), \$50.8 Million (Final Cost)
<b>Number of Change Orders:</b>	365 Individual PCOs
<b>Brief Explanation for Number of Change Orders:</b>	Total value of change orders issues was \$1,544,585. \$330,260 were attributed to owner's request. This consisted of 67 individual PCOs. \$657,113 were attributed to field conditions. This consisted of 91 individual PCOs.  \$418,274 in change orders were due to errors or omissions attributed to the design team. <i>Note: The value is based solely on Colliers professional opinion as to the cause.</i>
<b>Time Extensions:</b>	The base project was completed per the original schedule however due to elevated lead and copper levels in the domestic water, the project extended approximately one-year to resolve the issue. The school is served by a private well system thus the potable water systems was governed by CTDPH and CTDEEP regulations. This was at no fault from the construction manager.
<b>How our services succeeded in advancing the owner's interest:</b>	Colliers detailed and proactive budget management aided the owner in delivering the project on schedule (with exception of water issues noted above) and under budget by \$880,000. Colliers saved the owner money on a major masonry change order estimated to cost \$200,000 via change order. We recommended bidding the change order in lieu of a change order to the masonry contractor that resulted in a savings of approximately \$107,000.  We helped improve the health and safety of the occupied construction by supporting a proposal by the construction manager to utilize CM contingency to add another superintendent to the project. Although the building committee was hesitant to approve \$93,000 for such expenditure, within weeks they agreed that the addition of the superintendent was in the best interest of the students and staff but overall, the project as a whole. Finally, we believe our expertise in the OSCG&R process and relationships with their staff has led to successful closeout. Note, this project is still awaiting audit.

## Stonington Deans Mill School Addition & Renovation Project

<b>Principal Contact:</b>	James Sullivan (Director of Finance)
<b>Contact Email:</b>	jsullivan@stonington-ct.gov
<b>Contact Phone Number:</b>	(860) 535-5070
<b>Project Architect:</b>	Drummey Rosane Anderson (DRA Architects) Jim Barrett 225 Oakland Rd, South Windsor, CT 06074
<b>Total Project Cost:</b>	\$35.9 Million (Original Budget), \$33.4 Million (Final Cost)
<b>Number of Change Orders:</b>	132 Individual PCOs
<b>Brief Explanation for Number of Change Orders:</b>	<p>Total value of change orders issues was \$3,553,839. \$2,315,346 was due to owner requests consisting of 84 individual PCOs.</p> <p>\$2,918,775 were attributed to field conditions. This consisted of 87 individual PCOs. Of the \$2.9 Million, \$2 Million was due to abatement of PCBs that were not identified prior to budget development. <i>(Note: Colliers was not involved with the project at budget development.)</i> PCBs primarily from window caulk and caulk between structural concrete columns and CMU walls was the major culprit. Many options were explored to address than as this was required by the Environmental Protection Agency. Other major field conditions were due to unforeseen rock in the expanded site area. Borings were taken in the area but did not indicate the individual boulders that were uncovered during excavation.</p> <p>\$256,557 (1.02% of the GMP) in change orders were due to errors or omissions attributed to the design team. <i>Note: The value is based solely on Colliers professional opinion as to the cause.</i></p>
<b>Time Extensions:</b>	A one-year time extension was granted due to the abatement of PCBs required by the EPA. The construction manager did complete the project within the time extension. The existing portion of the building is now asbestos and PCB safe. The existing structural columns were encapsulated due to the leaching of PCBs into them. They could not be removed due to structural considerations.
<b>How our services succeeded in advancing the owner's interest:</b>	<p>Upon retaining Colliers, we immediately identified a schedule flaw to the project. The town had already passed the referendum for the project which made all costs eligible for reimbursement moving forward subject to the grant commitment. The building committee was going to wait one-year to start the design of the project when they received the grant commitment. Colliers evaluated the escalation cost of waiting one year for the project and it exceeded \$1 Million for this project. As such, the owner proceeded immediately saving \$1 Million in calculated escalation.</p> <p>The owner was in the midst of hiring the design team and signing a contract when Colliers was brought on board. The contract provided by the architect lacked the depth of protection that Colliers modified AIA contracts possess. In addition, the contract did not reference any project schedules or control budgets for the architect to be held to. The owner ended up using Collier's modified AIA contracts that provided them better protection. The same applies to the construction manager's contracts as well.</p> <p>At project completion the building committee chair expressed his appreciate for our efforts and the expertise we brought to their project specifically noting our diligent efforts to manage and protect their budget but also to facilitate solutions during construction and bring the right professionals to the table to resolve issues.</p>

# References (Projects Completed)

Colliers is pleased to provide the following references for its key team members. The references provided below have experience with both Colliers as a firm and with the proposed project team. Colliers strongly encourages the Town of Ledyard to further explore these examples through direct contact to gain a firsthand account of our approach, capabilities, value, and integrity.



**South Windsor Public Schools**  
High School Roof Replacement project  
  
Darrell Crowley  
Facilities Director  
860-550-4838



**Westport Public Schools**  
Saugatuck ES and Staples High School Roof Replacements  
  
Elio Longo  
Director of Finance  
203-984-8614



**Town of Stonington**  
Pawcatuck Middle School Roof Replacement  
  
James Sullivan  
Director of Finance  
860-535-5070

## Town of Mansfield

# Mansfield Middle School Roof Replacement

Mansfield, CT

### Project Overview

Colliers provided part-time Clerk of the Works Services for the replacement of the roofs and a new photovoltaic system for the Mansfield Middle School, under the auspices of Mansfield Public Schools.

These projects were partially funded with a grant from the Office of School Construction Grants & Review through the State of Connecticut.

### Services Overview

As Clerk of the Works, Colliers provided the following services:

- Perform on-site observations during the active construction phase
- Monitor the Contractor's progress as it relates to the construction schedule and alerted the Architect and Town of conditions that might have led to delays in completion of the work
- Attend all construction coordination and other meetings as directed by the Town
- Record and distribute field reports documenting construction activities observed during regular field visits
- Review Contractor's pay applications for payment ensuring correct quantities and forwarded to the Town for approval and payment
- Review the work and prepare interim and final punch lists for the Contractor, in cooperation with the Architect
- On the Town's behalf, Colliers collected project close-out documentation, O&M manuals, and as-built drawings

### Completion

December 2022

### Project Size

90,500 gsf

### Project Budget

\$1.8 Million

### Services Provided

Project Management

### Architect

Silver Petrucelli & Associates

### Contractor

The Imperial Company Restoration

[www.cplusa.com](http://www.cplusa.com)

### Client Contact

Allen Corson

Director, Facilities Management

860 429 3326





## Town of Stonington

# School Modernization Project

Stonington, CT

## Project Overview

Colliers provided project management services for the Town of Stonington's School Modernization Project.

The School Modernization Project included renovations to three of the district's schools: West Vine Street School and Deans Mill School, which were both new addition and renovate-as-new projects, and Pawcatuck Middle School, which involved the replacement of the roof.

The project at West Vine Street School included a complete renovation of the original 1967 structure and construction of a new addition for classrooms and common spaces including a library, a gymnasium, and playground.

The project at Deans Mill School included complete renovation of the original 1967 structure, demolition of the 1973 addition and construction of a new addition for classrooms and common spaces including a library, a gymnasium, and playground.

## Services Overview

Colliers provided project management and coordination of the design and bidding phases as well as provided regular inspections and coordination of activities throughout construction, the management of all finances related to the project, and the closeout of the project. All work was completed during non-school hours including summer vacations and regularly scheduled holiday periods.

## Completion

Fall 2019

## Project Size

West Vine Street School – 54,625 gsf

Deans Mills School – 65,375 gsf

## Project Budget

West Vine Street School – \$31.6 Million

Deans Mills School – \$35.9 Million

Pawcatuck Middle School – \$1.4 Million

## Services Provided

Project Management

## Architect

DRA Architects

## Contractor

Gilbane Building Company

[www.cplusa.com](http://www.cplusa.com)

## Client Contact

June Strunk

Board of Selectmen Representative

860 235 0677

## Town of Willington

# Hall Memorial School & Center Elementary School Roof Replacement

Willington, CT

## Project Overview

Colliers provided project management services for the partial roof replacement at Center Elementary School (CES) and full roof replacement at Hall Memorial School (HMS). The CES project was approximately 22,203 square feet. The HMS project was approximately 33,279 square feet (flat roofs: 24,719 square feet; shingle roofs: 8,560 square feet).

## Services Overview

As project manager, Colliers provided advice and consultation with respect to design, value engineering, scope of the work, cost estimating, general contractor and subcontractor prequalification, scheduling, and construction for the project. Colliers ensured the preparation of time schedules to minimize schedule delays and ensure quality of services.

Colliers' additional responsibilities included but were not limited to:

- Attend periodic meetings with the Superintendent and/or Board and provide status reports
- Prepare monthly updates and other reports related to the Project as directed by the Building Committee
- Understand, direct, and help prepare all documents required for compliance with the Department of Administrative Services grant requirements
- Assist the Building Committee with architect and construction company selection and with the selection of other consultants that may be needed to complete the project

## Completion

August 2021

## Project Size

Hall Memorial School – 33,279 gsf

Center Elementary School – 22,203 gsf

## Project Budget

\$1 Million

## Services Provided

Project Management

## Architect

TBD

## Contractor

TBD

---

[www.cplusa.com](http://www.cplusa.com)

## Client Contact

Phil Stevens

Superintendent of Schools

860 429 9367





## University of Connecticut

# On-Call Program Management

Various

### Project Overview

Colliers has provided project management for pre-construction, construction administration and construction activities, coordination of building inspections, scheduling, estimating, documenting, and reporting for **more than 125 projects** for the University of Connecticut Storrs.

Specific projects have included:

- Fac-Ops Building Roof Repairs
- Babbidge Library Roof Repairs
- Depot Campus Laundry Building Roof Repair
- DRL Depot Storehouse Roof Replacement
- Hilltop Apartments Roof Replacement
- Laundry Building Roof Repair
- Towers Student Center Roof Replacement
- Art Wood Quad & Student Union Quad
- Gampel Pavilion Roof Repairs
- Student Union Water Infiltration

### Services Overview

Colliers was among a handful of firms contracted on an “on-call” basis to provide project management oversight, construction inspection, and owner’s representation support to the University. This contract may also require technical assistance in budget development and documentation as well as written reports. Pre-inspection of work completed for quality assurance and scheduling of building inspections may also be required, as may the maintenance of physical and electronic files for project documents.

### Services Provided

Project Management

[www.cplusa.com](http://www.cplusa.com)

### Client Contact

Richard Vollaro, PE

Director of Accelerated Projects

860 486 6426

## Bridgeport Superior Court

# Roof & Masonry Replacement

Bridgeport, CT

### Project Overview

Colliers provided project management services for the Bridgeport Superior Court Roof & Masonry Replacement Project as part of Colliers' on-call contract with the Connecticut Department of Administrative Services (CT DAS).

The project included replacement of roofing and masonry wall and associated components. It also included the coordination of 7<sup>th</sup> floor replacement of fire proofing above ceiling, new acoustic tile ceilings, gypsum board ceilings with access panels, LED light fixtures, HVAC diffusers, sprinkler head cover plates and re-installation of ceiling mounted equipment.

### Services Overview

As project manager, Colliers provided the following services:

- Review the construction schedule for compliance with the contract documents and inform the State of any deficiencies
- Obtain from the GC updated monthly schedules and reviewed them to identify potential variances from scheduled completion dates
- Inspect all work of the GC, subcontractors, and any additional service providers for compliance with contract documents, and review shop drawings for compliance with contract documents
- Establish and monitor project meetings
- Monitor and update the construction budget on a weekly basis
- Receive, review, and submit as-built drawings
- Prepare a punch list

### Completion

June 2022

### Project Size

18,000 gsf

### Project Budget

\$2.5 Million

### Services Provided

Project Management

### Architect

OakPark Architects

### Contractor

Greenwood Industries

[www.cplusa.com](http://www.cplusa.com)

### Client Contact

Steven Udeh, AIC, RA

Project Manager

860 713 5100





## Massachusetts School Building Authority

# Accelerated Repair Program

Various Locations, MA

### Project Overview

Colliers has provided and/or is providing project management services to assist the Massachusetts School Building Authority (MSBA) with projects that fall under its Accelerated Repair Program. The program involves various window, door, roof, HVAC and/or boiler replacements for a number of school districts throughout the Commonwealth.

Some of our clients/projects include:

- Amherst-Pelham Regional Public Schools – Window Replacement
- Blackstone Valley Regional Vo/Tech High School – Roof Replacement
- Franklin County Technical School – Window & Door Replacement
- Hadley's Hopkins Academy – Roof Replacement
- Melrose's Hoover Elementary School – Window & Door Replacement
- Nauset Regional Middle School – Roof Replacement
- North Brookfield Elementary School – Window Replacement
- Northampton's Leeds Elementary School and Bridge Street School – Roof Replacement
- Rutland's Naquag Elementary School – Roof, Window & Boiler Replacement
- Seekonk's Mildred H. Aitken Elementary School – Window & Door Replacement
- Tri-County Regional Vo/Tech High School – Boiler Replacement
- Westford's Norman E. Day School & Colonel John Robinson School – Window Replacement
- Weymouth's Ralph Talbot Primary School – Boiler Replacement

### Services Provided

Project Management

[www.cplusa.com](http://www.cplusa.com)

## Southwick-Tolland-Granville RSD

# Powder Mill Middle School

Southwick, MA

### Project Overview

Colliers provided project management services during the renovation to the Powder Mill Middle School.

The Powder Mill Middle School project included moderate renovations to the existing school building with a small alternate gym addition. All the existing MEP systems were replaced with new, more energy efficient ones along with a new sprinkler system.

Other improvements to the school included a new roof, windows, heating, air conditioning and ventilation systems, and upgrades to make the buildings handicap accessible.

### Services Overview

Colliers provided project manager services during the feasibility study and schematic design phases as well as throughout the construction phase.

### Completion

August 2015

### Project Size

96,000 gsf

### Project Budget

\$17.8 Million

### Services Provided

Project Management

### Architect

JCJ Architecture, PC

### Contractor

PDS Engineering and Construction, Inc.

---

[www.cplusa.com](http://www.cplusa.com)

### Client Contact

Jay Barry, Ed.D.

Former Superintendent (Retired)

413 537 1362



## Central Falls School District

# Capital Improvement Projects

Central Falls, RI

### Project Overview

Colliers provided project management services for the capital improvement projects at multiple school facilities for the Central Falls School District.

Capital improvements included hazardous material abatement, door replacement, light fixture replacement, roof repairs, electrical repairs, mechanical repairs, and miscellaneous health and safety repairs at the following schools:

- Captain Hunt Early Learning Center
- Ella Risk Elementary School
- Robertson Elementary School
- Veterans Memorial Elementary School
- Calcutt Middle School
- Central Falls High School

All projects complied with Northeast Collaborative for High Performance Schools (NE-CHPS).

### Services Overview

Colliers worked collaboratively with the City of Central Falls and the Rhode Island Department of Education to manage the SBA Capital Funds on behalf of the Central Falls School District. As owner's project manager, Colliers provided procurement proposal assistance for the design and construction contracts, performed periodic on-site construction inspections, evaluated vendor's applications for payment and made recommendations to the Owner, and received and assembled close out documents and permits.

### Completion

December 2017

### Project Budget

\$3 Million

### Services Provided

Project Management

### Architect

Torrado Architects

### Contractor

Varies

[www.cplusa.com](http://www.cplusa.com)

### Client Contact

Rory Marty

Director of Operations & Safety

401 935 7679



## JAMESTOWN MELROSE SCHOOL

## Jamestown School Department

## Capital Improvements

Jamestown, RI

## Project Overview

Colliers provided project management services for Jamestown School Department's Capital Improvement Program. The Jamestown School Department's Capital Projects encompassed the Melrose Avenue School (grades PreK-4) and Lawn School (grades 5-8). Both schools needed interior refurbishing and painting, exterior renovations, and heating oil tank upgrades, amongst other repairs including roofs and HVAC equipment. Melrose also needed parking lot repairs and Lawn needed a diesel fuel tank replacement. In addition, Colliers assisted with maximizing their Rhode Island Department of Education (RIDE) reimbursement.

## Services Overview

Colliers' project management services included:

- Run project progress and construction meetings
- Provide onsite construction representation, overall project administration and financial management
- Review the overall project schedule and develop any supplemental schedules that may be required
- Provide periodic field reports
- Review and comment on all requisitions for payment
- Facilitate the review and negotiation of change orders
- Maintain a running punch list of any non-conforming work
- Manage the project closeout process

## Completion

Summer 2022

## Project Size

Melrose Avenue School – 54,104 gsf

Lawn School – 54,593 gsf

## Project Budget

\$5 Million

## Certification

NE-CHPS

## Services Provided

Project Management

Commissioning

## Architect

Saccoccio &amp; Associates

## Contractor

Various

---

[www.cplusa.com](http://www.cplusa.com)

## Client Contact

Kenneth A. Duva, Ed.D

Superintendent of Schools

401 423 7020





## Toms River Regional Schools

# Capital Improvements

Toms River Township, NJ

### Project Overview

Colliers is providing project management services for the Toms River Schools' \$147 Million referendum project to complete and upgrade many capital improvements on 24 existing schools. The improvements will take place while school is in session. The plan includes funding for:

- Safety and security upgrades
- Improving accessibility through the Americans with Disabilities Act (ADA)
- Heating, ventilation, and air conditioning (HVAC) units and controls
- Door, roof, and window replacements
- Renovation and upgrade of high wear and high use areas like science labs and playgrounds, with updated safety standards
- Repair and repaving of parking lots and driveways

The goal of the project is to provide learning environments that meet both the physical and social-emotional needs of students, while preparing them for success in a highly competitive and globally-connected society.

### Services Overview

Colliers is working closely with the designers to increase and maximize the phasing of the work and minimize the impact of the construction during the school day.

On the majority of the schools, the work includes all new roofs, window replacement, façade restoration, abatement, new sprinkler systems, new air conditioning systems, plumbing upgrades, security upgrades, new electrical services upgrades, upgrading bathroom areas, playgrounds, and parking areas.

### Completion

September 2023

### Project Size

TBD

### Project Budget

\$147 Million

### Services Provided

Project Management

### Architect

CDI Architects

Netta Architects LLC

### Contractor

TBD

[www.cplusa.com](http://www.cplusa.com)

### Client Contact

Joseph Nardini

Board Member

732 505 5500

# Projects in Progress and References

The following matrix reflects our current workload exclusively for owner’s representative engagements. Although this impressive list includes the work of our proposed project team as well as other project management staff, we have the capacity to undertake several additional owner’s representative engagements.

In addition to these projects, Colliers is actively working with a lengthy list of public and private institutions through our planning & advisory and commissioning & energy services.

***Detailed project descriptions including information specifically requested in the RFQ/RFP can be found on the following pages.***

Current Workload			
Client & Project Name	Architect	Budget	Projected Services Completion
Bethel’s On-Call Capital Projects	TBD	TBD	TBD
Bloomfield Town Libraries	TSKP STUDIO	\$30M	June 2024
Bristol (CT) City Hall	QA+M Architects	\$31M	April 2024
Central Connecticut State University – Elihu Burritt Library	Perkins Eastman	\$13M	December 2023
Hartford’s Betances Learning Lab Magnet School	TSKP Studio	\$44M	June 2026
Hartford’s E.B. Kennelly School	Tecton Architects	\$51M	June 2026
Hartford’s Fred D. Wish Museum School	JCJ Architecture	\$49M	June 2025
Madison’s School Renewal Plan	Tecton Architects	TBD	TBD
New Fairfield’s New High School and Meeting House Hill School	JCJ Architecture	\$113.4M	September 2023
New London’s Bennie Dover Jackson Middle School	Perkins Eastman	\$49.5M	August 2024
South Windsor’s Pleasant Valley Elementary School	DRA Architects	\$58.5M	September 2023
Southington Public Schools – Elementary Schools Assessment (Pre-Referendum)	TBD	TBD	TBD
Westport Public Schools – Capital Improvements (On-call assignment)	Varies by Project	Varies	TBD
Willington’s PreK-8 Consolidated School (Pre-Referendum)	TBD	TBD	TBD
Windham High School	Friar Architecture	\$112M	January 2024

## References (Projects in Progress)

Colliers is pleased to provide the following references for its key team members. The references provided below have experience with both Colliers as a firm and with the proposed project team. Colliers strongly encourages the Town of Ledyard to further explore these examples through direct contact to gain a firsthand account of our approach, capabilities, value, and integrity.



### **Town of Ledyard**

Gallup Hill and Ledyard Middle School Closeout

Matthew Bonin  
Director of Finance  
860-464-3235



### **South Windsor Public Schools**

South Windsor Elementary School Master Plan

Dr. Kate Carter  
Superintendent  
860-291-1205



### **Town of Branford**

Francis Walsh Intermediate School

Peter Banca  
Public Building Commission Chair  
203-488-1779

## Town of Bloomfield

# Town Libraries

Bloomfield, CT

### Project Overview

Colliers has been engaged to provide comprehensive project management services for the Bloomfield Town Libraries Project. The project consists of the demolition of the existing 21,840 gsf Prosser Library and construction of an approximately 28,000 gsf new library on the same site, as well as the renovation and expansion of the 6,023 gsf McMahon Wintonbury Library to approximately 8,918 gsf.

The project will provide programming space for public library purposes and their activities including housing of adult, children and youth books and non-print collections; spaces for small group meetings/training, individual/group study, and public computer access; and a café. LEED certification will be sought for the project.

### Services Overview

As project manager, Colliers' responsibilities include but are not limited to:

- Coordinate the design process with design team, users, and operators
- Commissioning Agent procurement, management and coordination
- Budget development, tracking and coordination
- Conduct technical review and critique of systems designs and details
- Establish and manage the bidding and contracting process
- Coordinate construction activities and inspection for quality assurance
- Mover management and FF&E coordination

### Completion

June 2024

### Project Size

36,918 gsf

### Project Budget

\$30 Million

### Services Provided

Project Management

### Architect

TSKP STUDIO

### Contractor

Downes Construction Company

[www.cplusa.com](http://www.cplusa.com)

### Client Contact

Nancy P. Haynes

Purchasing and Risk Manager

860 243 2913



## City of Bristol

# City Hall Renovations

Bristol, CT

### Project Overview

Colliers was engaged to provide project management services for the Bristol City Hall Renovations Project.

The intent of the scope of this project is to fully renovate the existing 61,513 square foot City Hall building, the 1,709 square foot facilities garage on site, and update the 573 square foot North Connector Bridge at the 3<sup>rd</sup> level. The essential driver of need for this project is the necessary replacement of the nearly 60-year-old mechanical systems, as well the transformation to a fully accessible ADA compliant building. To help accomplish these goals, a new 7,158 square foot entrance atrium addition is being added on the North Main Street facing side of the structure.

### Services Overview

As project manager, Colliers is providing the following services:

- Review and advise the City on project planning, implementation strategies, and procedures
- Assist the City with high level project budget development, and review and advise the City on the design team and CM's schedule development and budget, providing recommendations to the City
- Attend all meetings between the City, design team and CM
- Assist the City with the bid evaluation and review process concerning all FF&E submissions
- Manage all construction closeout requirements with City, state and federal agencies as required
- Prepare and issue a final close-out report including a financial reconciliation

### Completion

April 2024

### Project Size

TBD

### Project Budget

\$31 Million

### Services Provided

Project Management

### Architect

QA+M Architecture

### Contractor

D'Amato+Downes

[www.cplusa.com](http://www.cplusa.com)

### Client Contact

Roger D. Rousseau

Purchasing Agent

860 584 6195

ELIHU BURRITT LIBRARY

## Central Connecticut State University

# Elihu Burritt Library

New Britain, CT

### Project Overview

Colliers has been engaged to provide project management services for the Elihu Burritt Library Renovation and Addition Project at Central Connecticut State University, as part of Colliers' on-call contract with the Connecticut Department of Administrative Services (CT DAS). The project will include air conditioning for the existing stacks within the library as well as a 15,000 gsf addition.

### Services Overview

Colliers will serve as the project representative for CT DAS. As project manager, Colliers' responsibilities include but are not limited to the following:

- Review and comment on the accuracy and completeness of the initial construction cost estimate
- Inspect all work of the general contractor, subcontractors, and any additional service providers for compliance
- Conduct on-site daily inspections and monitor the work in progress to assist CT DAS in determining if the work is in general proceeding in accordance with the contract documents
- Verify that tests, equipment and systems start-ups, and operating and maintenance training are conducted in the presence of appropriate personnel
- Maintain a weekly photo log of events of any major activity
- Monitor and update the construction budget on a weekly basis and submit a monthly report to CT DAS

### Completion

December 2023

### Project Size

15,000 gsf

### Project Budget

\$13 Million

### Services Provided

Project Management  
Commissioning

### Architect

Perkins Eastman

### Contractor

TBD

---

[www.cplusa.com](http://www.cplusa.com)

### Client Contact

Lisa Humble  
Project Manager  
860 713 5823



## Hartford Public Schools

# School Construction Projects

Hartford, CT

### Project Overview

Colliers has been engaged to provide program management services for three (3) long-range school construction projects including Fred D. Wish Museum School (PreK-5), E.B. Kennelly School (PreK-8), and Betances Learning Lab Magnet School (PreK-4/professional development center for elementary school teachers).

Renovations will be made to make the school buildings more energy efficient and designed for 21<sup>st</sup> century learning and will include classrooms, auditoriums, cafeterias, gymnasiums and other school spaces. Building systems for all three schools will be updated for compliance with building, fire safety, and accessibility codes and high-performance building standards. Kennelly and Museum Schools will be occupied during construction, whereas Betances will be unoccupied.

### Services Overview

Colliers will act as the program manager and will provide program management and project oversight services through the design, construction, and commissioning process. Colliers is responsible for furnishing technical and professional services, including support staff, materials, office supplies, equipment, transportation, and supervision to perform all tasks set forth in the scope of the services and will act as an independent contractor. Colliers will assist with budget analysis, schedule development and consultant selection, among other tasks.

### Completion

Wish Museum School – June 2025  
E.B. Kennelly School – June 2026  
Betances Learning Lab – June 2026

### Project Size

Wish Museum School – TBD  
E.B. Kennelly School – TBD  
Betances Learning Lab – TBD

### Project Budget

Wish Museum School - \$49 Million  
E.B. Kennelly School – \$51 Million  
Betances Learning Lab – \$44 Million

### Services Provided

Project Management

### Architect

TBD

### Contractor

TBD

[www.cplusa.com](http://www.cplusa.com)

### Client Contact

Susan Sheppard  
Purchasing Agent  
860 757 9616



WALTER C. POLSON  
MIDDLE SCHOOL

## Town of Madison

## School Renewal Plan

Madison, CT

## Project Overview

Colliers has been engaged to provide comprehensive project management services for their School Renewal Plan. The project includes the construction of a new PreK-5, 88,000 gsf school and renovations at Brown Intermediate School and Polson Middle School.

The project will include the demolition of three existing schools and site restoration. The new PreK-5 school will incorporate sustainability, energy and water conservation, and greenhouse gas emission reduction. Brown will transform into a K-5 school including new kindergarten classrooms, bathrooms, doors, and hardware to improve school security. Renovations at Polson will include improvements of the HVAC system, electrical system, and auditorium, as well as the addition of a generator and renewable energy systems.

## Services Overview

Colliers' responsibilities through the pre-design, design, construction, and closeout, training, and FF&E phases include but are not limited to:

- Develop budget and project schedules
- Design document review
- Manage the Office of School Construction Grants and Review process
- Coordinate State reimbursement
- Oversee construction activities and on-site consultants
- Review contractor change orders
- Coordinate training for operating staff and project closeout

## Completion

New PreK-5 – Fall 2025  
Brown Intermediate School – TBD  
Polson Middle School – TBD

## Project Size

New PreK-5 – 88,000 gsf  
Brown Intermediate School – 107,077 gsf  
Polson Middle School – 150,000 gsf

## Project Budget

New PreK-5 – \$89.3 Million  
Brown Intermediate School – TBD  
Polson Middle School – TBD

## Services Provided

Project Management

## Architect

New PreK-5 – Tecton Architects  
Brown Intermediate School – TBD  
Polson Middle School – TBD

## Contractor

TBD

[www.cplusa.com](http://www.cplusa.com)

## Client Contact

William H. McMinn  
Director of Facilities  
203 245 6470



## New Fairfield Public Schools

# New High School & Meeting House Hill School

New Fairfield, CT

## Project Overview

Colliers provided pre-referendum support and architectural selection services for the new High School and Meeting House Hill School Project.

The New Fairfield Public Schools passed referendum to build a \$84.2 Million High School on the site of the existing campus and construct a \$29.2 Million addition onto Meeting House Hill School with Colliers engaged to provide project management services.

The project calls for additions to Meeting House Hill School to accommodate the Consolidated Early Learning Academy (CELA) for PreK-1 and for conversion of the existing facility to serve Grades 2 through 5. The new CELA will encompass approximately 44,000 square feet and the high school is planned to be 143,000 square feet of new construction.

## Services Overview

As part of our pre-referendum services, Colliers provided project data and counseling to the District for inclusion into materials prepared to support and substantiate the proposed project.

Colliers also assisted the District with the Office of School Construction Grants & Review (OSCG&R) grant application process.

In addition, Colliers worked collaboratively with the district and the permanent building committee to retain professional architectural services through a quality-based selection process.

After referendum, Colliers was engaged to provide comprehensive project management services for the life of the project.

## Completion

CELA – 2022

High School – September 2023

## Project Size

CELA – 44,000 gsf

High School – 143,000 gsf

## Project Budget

CELA – \$29.2 Million

High School – \$84.2 Million

## Certification

CT High Performance

## Services Provided

Project Management

## Architect

JCJ Architecture

## Contractor

O&G Industries, Inc.

[www.cplusa.com](http://www.cplusa.com)

## Client Contact

Dr. Richard Sanzo

Director of Business and Operations

203 312 5770





Project Leaders

## City of New London

# Bennie Dover Jackson Middle School

New London, CT

## Project Overview

Colliers has been engaged to provide project management services for the renovation and expansion of the Bennie Dover Jackson Middle School. The campus will be designed to house Grades 6 through 8 of the STEM Middle School and the International Education with Dual Language Middle School. The project will embrace a responsible environmental stewardship and be designed and constructed for energy efficiency and ease of maintenance, using sustainable materials and systems where possible, as required by the State of Connecticut High Performance Building Standards.

## Services Overview

As project manager, Colliers' responsibilities include:

- Leading the City of New London through the OSCG&R Process
- Overseeing project budgets, schedules, and cash flow projections
- Overseeing and coordinating cost estimating and any required reconciliation between estimates and budgets
- Providing oversight for efficient and comprehensive communications and tracking of critical project elements
- Assisting in the monitoring and reporting on contract manager, contractor, and subcontractor compliance with all local, state, and federal requirements
- Attending and, where required, representing the City of New London at all project meetings
- Coordinating with the Commissioning Agent in conducting inspections and testing to determine conformance with design documents
- Assisting with the State of Connecticut High Performance Building Certification Process

## Completion

August 2024

## Project Size

126,000 gsf

## Project Budget

\$49.5 Million

## Services Provided

Project Management

## Architect

Perkins Eastman

## Contractor

TBD

---

[www.cplusa.com](http://www.cplusa.com)

## Client Contact

Kate H. McCoy

Executive Director for Strategic Planning, Government and Media Relations

860 271 4005



Project Leaders



## South Windsor Public Schools

# Pleasant Valley Elementary School

South Windsor, CT

### Project Overview

Colliers has been engaged to provide project management services for the construction of the new Pleasant Valley Elementary School.

The project is Phase III of the South Windsor Public Schools' 10-Year Elementary Schools Master Plan and includes a new two-story, 101,288 gsf building with two new entrances and a wing specifically to serve students with special needs enrolled in certain programs.

### Services Overview

As the project manager, Colliers is providing comprehensive project oversight for the Town of South Windsor.

Colliers is providing support and coordination with the Office of School Construction Grants & Review (OSCG&R) including filing of the grant application, coordination of design phase meetings, submission of ineligible cost worksheets, and preparation of reimbursement requests to the state.

Colliers is responsible for the management of the total project budget and ensuring the project remains within budget.

Colliers is also responsible for assisting with procurement and coordination of all professional services as well as design phase oversight including estimate reconciliation management and design review. Colliers will assist with bidding of the project as well as construction oversight.

Other responsibilities will include oversight of FF&E deliveries, move management, submission of state change orders to OSCG&R, and ultimately the submission of the final reimbursement request to the state.

### Completion

September 2023

### Project Size

101,288 gsf

### Project Budget

\$58.5 Million

### Services Provided

Project Management

### Architect

DRA Architects

### Contractor

Gilbane Building Company

---

[www.cplusa.com](http://www.cplusa.com)

### Client Contact

Dr. Kate Carter  
Superintendent of Schools  
860 291 1205





Project Leaders

## Westport Public Schools

# Capital Projects

Westport, CT

### Project Overview

Colliers has been engaged to provide project management services for the Westport Public School District's Master Facility Plan for a portfolio of District buildings.

### Services Overview

Colliers' services include analyzing constructability, evaluating the recommended improvements and recommended timeframe for select improvements in the Master Facility Study report, assisting the Director of Facilities and the Chief Financial Officer with prioritizing capital projects, assessing opportunities for collaborative work with Town departments and personnel, advising the District on project delivery systems and forms of contracts, serving as a single point of contact between contractors and designers, representing the District at key meetings, monitoring the project schedule and budget, auditing quality assurance/quality control procedures, assisting in evaluation contractor payment requests, providing monthly reporting, and facilitating issue resolution.

Colliers is also providing all project management services throughout the project, including turnover, closeout, commissioning, and State audit compliance, where applicable.

### Completion

TBD

### Project Size

Various

### Project Budget

\$95.3 Million

### Services Provided

Project Management

### Architect

TBD

### Contractor

TBD

---

[www.cplusa.com](http://www.cplusa.com)

### Client Contact

Thomas Scarice  
Superintendent  
203 341 1026



## Town of Windham

# Windham High School

Windham, CT

### Project Overview

Colliers has been engaged to provide project management services for the renovate-as-new project at Windham High School.

The three-story masonry-faced steel building, which has not been renovated since its construction in 1970, will feature a new front façade and secure building entrances. In addition, the multi-phased project will create spaces for Windham's Early Childhood Program as well as the Windham Board of Education's Central Office.

The project will meet Connecticut High Performance Building requirements as well as current life-safety and accessibility codes while providing appropriate levels of security and improving building energy efficiency.

### Services Overview

Colliers will provide project management services throughout the Project, including turnover, closeout (including during the warranty period), and State audit compliance.

As project manager, Colliers' responsibilities include, but are not limited to, analyzing constructability, advising the Town on project delivery systems and forms of contracts, serving as a single point of contact between contractors and designers, representing the Town at key meetings, monitoring the project schedule and budget, auditing quality assurance/quality control procedures, assisting in evaluating contractor payment requests, providing monthly reporting, and facilitating issue resolution.

### Completion

December 2024

### Project Size

222,568 gsf

### Project Budget

\$112 Million

### Services Provided

Project Management

### Architect

Friar Architecture

### Contractor

Downes Construction Company

[www.cplusa.com](http://www.cplusa.com)

### Client Contact

Dawn Thomacos  
Director of Facilities  
860 465 2335

# Experience with Current State Requirements

## Office of School Construction Grants & Review (OSCG&R) Experience

As the owner's representative for multiple public-school districts in Connecticut, Colliers is well versed with the constantly evolving process of the OSCG&R. Providing services from pre-referendum, planning, and studies through project closeout, we are knowledgeable in all aspects of the OSCG&R process. Coupled with our personal relationships with the OSCG&R staff, this has led to our success in the Connecticut K-12 public sector as an owner's representative. Our in-depth knowledge of submitting grant applications, space standard waivers, grant reimbursement requests, notwithstanding legislation, as well as an in-depth understanding of eligible and ineligible costs allow us to identify pitfalls in the grant process and to maximize reimbursement to municipalities.

## State of Connecticut High Performance Building Standards Experience

From the early days of the green building movement, Colliers has positioned itself as a forerunner within the industry and has been an active participant in supporting our clients as they endeavor to create functional and sustainable facilities. Our experience on LEED projects has helped us master the process and save owners time and money going through the certification process.

As active members of the U.S. Green Building Council (USGBC), Colliers has been a leader in the advocacy of the sustainable building movement. Our professional staff has received formal LEED training with a significant number having achieved LEED Accredited Professional Certification. Colliers' LEED project experience includes ***more than 200 LEED Certified Buildings.***



**Basic Certification**  
40+ Buildings



**Silver Certification**  
70+ Buildings



**Gold Certification**  
70+ Buildings



**Platinum Certification**  
15+ Buildings

Colliers is experienced in providing owner's representative services as well as leadership and oversight to numerous sustainable building projects. In addition to our significant number of LEED projects, our service on school projects throughout Connecticut incorporates the requirements and guidelines of the State of Connecticut High Performance Building Standards. While most of our private clients pursue all levels of LEED Certification, most of our public projects are constructed to meet Connecticut High Performance Building Standards.

# Proposed Staffing

Colliers is confident that we are uniquely qualified to deliver the necessary owner's representative services for the Town of Ledyard's Select Capital Projects as outlined within the RFQ/RFP and as may be required. We firmly believe you will be hard pressed to find another team with the local project experience matched with the depth of talent and resources that Colliers is proposing for this project.

Colliers is committed to serving the Town of Ledyard with a team approach that allows the strengths of our individuals to complement each other and provide a superior level of service. To accomplish this goal, your project will be assigned a Project Director who will oversee all Colliers activities related to the project and ensure that the Town is well served. In addition, a Senior Project Manager will be responsible for the day-to-day operations and the final success of the project. The Senior Project Manager will be supported throughout the project by the team members outlined below.



These projects will be led by the Director, Chuck Warrington, who is a Ledyard resident and is currently working with the PMBC on the closeout of the Gallup Hill School and Ledyard Middle School Projects. Ray Wiley will be the day-to-day Project Manager during design and through construction managing the project schedule and project budget. Ray can/will assist with submission of the grant application documents to OSCG&R (assuming

reimbursement is being sought. Ray will also assist the District with preparing any reimbursement requests and final closeout of the projects. Ms. Robin Mantzaris will serve as our quality assurance staff by providing periodic inspections on site and preparing field observations reports. Ray and Robin will work as a team to manage the projects during construction.

Chuck will serve as the main contract person with the town, but Ray Wiley is also available when necessary.

***Resumes detailing the proposed project team's experience can be found on the following pages.***

## Sub-Consultants

Colliers prides itself on having assembled a team with the expertise and capacity to deliver our owner's representative services through the use of in-house personnel. We have found this approach highly successful, allowing us to control the cost and quality of service delivery. As such, Colliers has no plans to subcontract any portion of work to outside firms.



Project Leaders

## Charles E. Warrington, Jr. PE, MCPPO

Director

charles.warrington@collierseng.com

### Education and Qualifications

Bachelor of Science Civil Engineering – Worcester Polytechnic Institute

### Accreditations and Memberships

Licensed Professional Engineer (CT)

Massachusetts Certified Public Purchasing Official (MCPPO)

### Years of Experience

29 years

### Years with Firm

10 years

### Colliers Project Leaders

135 New Road  
Madison, CT 06443

[www.cplusa.com](http://www.cplusa.com)

### Area of Expertise

Mr. Warrington is a professional civil engineer with nearly 30 years of experience in the construction industry. As a member of the Colliers Project Leaders team, Chuck lends the benefit of his extensive facility knowledge and experience towards the provision of comprehensive project management services. Chuck's previous responsibilities include serving as construction administrator and liaison with general contractors in the field, oversight and inspection of construction, coordination with testing agencies, review of schedules, RFIs, change order proposals and submittals, and review of consultant designs and specifications.

### Relevant Experience

#### Town of Willington – Hall Memorial School & Center Elementary School Roof Replacement – Willington, CT

Project management services for the partial roof replacement at Center Elementary School (CES) and full roof replacement at Hall Memorial School (HMS). The CES project is approximately 22,203 square feet. The HMS project is approximately 33,279 square feet (flat roofs: 24,719 square feet; shingle roofs: 8,560 square feet).

#### Town of Stonington – School Modernization Project – Stonington, CT

Project management services for the School Modernization Project which includes renovations to three of the district's schools: West Vine Elementary School, Deans Mill Elementary School, and Pawtucket Middle School. The West Vine Elementary School and Deans Mill Elementary School are both new addition and renovate-as-new projects. The Pawtucket Middle School project involves the replacement of the roof.

#### South Windsor Public Schools – School Modernization Project – South Windsor, CT

Project management services for the South Windsor's School Modernization Project as part of the district's multi-phased 10-Year Master Plan. Projects include:

- Orchard Hill Elementary School – New \$33.5 Million, 75,600 gsf Orchard Hill Elementary School. The Orchard Hill Elementary School project includes the construction of a new Pre-K facility that will serve 564 students.
- Eli Terry Elementary School – New 63,750 gsf school constructed on the existing site while the school remain in operation. New school will house grades K-5 and be designed for a 437-student enrollment.
- Philip R. Smith Elementary School – New school for grades K-5 for 390 students encompassing 55,660 gsf.
- Pleasant Valley Elementary School – New school encompassing 101,288 gsf.

#### Eastern Connecticut State University – Sports Center Renovation & Roof Replacement – Willimantic, CT

Project management services for the exterior spandrel and column cover replacement and coordination during the second phase roof replacement project.



Project Leaders

# Raymond Wiley

Senior Project Manager

ray.wiley@collierseng.com

## Education and Qualifications

Bachelor of Science Civil Engineering – Norwich University

United States Air Force

## Years of Experience

37 years

## Years with Firm

Less than 1 year

## Colliers Project Leaders

135 New Road  
Madison, CT 06443

[www.cplusa.com](http://www.cplusa.com)

## Area of Expertise

Mr. Wiley brings more than 35 years of civil engineering, project management and construction administration expertise to Colliers. Ray's extensive experience include all facets of the design and construction process from scope evaluation and development stage through construction, including budgeting, bidding, contracting, and administration. In addition, Ray's experience with mechanical and electrical systems has enabled him to manage highly technical projects with detailed engineering systems. Ray has cultivated his knowledge and experience through a variety of projects in different sectors with a particular focus in the Connecticut public school system.

## Relevant Experience

### Hartford Public Schools – School Construction Projects – Hartford, CT

Project management services for three long-range school construction projects. Renovations will be made to make the school buildings more energy efficient and designed for 21<sup>st</sup> century learning and will include classrooms, auditoriums, cafeterias, gymnasiums and other school spaces. Building systems for all three schools will be updated for compliance with building, fire safety, and accessibility codes and high-performance building standards. Projects include Fred D. Wish Museum School (PreK-5), E.B. Kennelly School (PreK-8), Betances Learning La Magnet School (PreK-4/professional development center for elementary school teachers). Kennelly and Museum Schools will be occupied during construction, whereas Betances will be unoccupied.

### O&G Industries – Torrington, CT

Program and project management services for the school construction program in the Cities of Bridgeport and Waterbury. Direct management of projects from the grant process, through design, and final audit. Responsibilities included eight new elementary schools, two middle schools, three new high schools, and renovations to over 25 other schools. As Project Manager, Raymond was responsible for various projects from tenant fit-outs, new construction, schools, hospitals, and parks.

*Work performed with previous firm.*

### Pinnacle One – Middletown, CT

Project management services for complex construction projects, managing highly technical projects with detailed engineering systems to completion. Served as the direct contact between the town committees, municipalities, and contractors. Projects included a high school tech school, three elementary schools and a regional water treatment plant.

*Work performed with previous firm.*

### Diversified Technology Consultants – North Haven, CT

Project management services for major construction project. Duties included project meetings, site visits, review shop drawings, change order design, change order cost reviews, for UConn's Rentschler Stadium, Connecticut Convention Center, schools in Fairfield, Newtown and University of Connecticut's Waterbury campus.

*Work performed with previous firm.*





Project Leaders

# Robin Mantzaris

Construction Representative

robin.mantzaris@collierseng.com

## Education and Qualifications

Bachelor of Arts  
Architectural Interior  
Design – The American  
College

## Years of Experience

33 years

## Years with Firm

3 years

## Colliers Project Leaders

135 New Road  
Madison, CT 06433

[www.cplusa.com](http://www.cplusa.com)

## Area of Expertise

Ms. Mantzaris is a highly experienced construction professional with more than 30 years of experience in providing design, project management, and construction representative services for a variety of clients throughout New England. As Construction Representative, Robin provides support for the project team including quality assurance, quality control oversight, adherence to project scope, budget, and schedule at all phases of design, construction, and close out, as well as continuous auditing, inspection, punch-list remediation, technical construction support, and sub-contractor coordination.

## Relevant Experience

### City of New London – Bennie Dover Jackson Middle School – New London, CT

Project management services during the design, renovation and expansion of the \$49 Million, 126,000 gsf Bennie Dover Middle School. The campus will be designed to house Grades 6 through 8 of the STEM Middle School and the International Education with Dual Language Middle School.

### South Windsor Public Schools – Pleasant Valley Elementary School – South Windsor, CT

Project management services for the construction of the new 101,288 gsf Pleasant Valley Elementary School. The project is Phase III of the South Windsor Public Schools' 10-Year Elementary Schools Master Plan and includes a new two-story, 101,288 gsf building with two new entrances and a wing specifically to serve students with special needs enrolled in certain programs.

### Town of Madison – School Renewal Plan – Madison, CT

Comprehensive project management services for Madison's School Renewal Plan, consisting of new construction, renovations, the demolition of three existing schools and site restoration. Projects include:

- **New PreK-5 School:** \$89.3 Million, 88,000 gsf new school will incorporate sustainability, energy and water conservation, and greenhouse gas emission reduction.

### Connecticut Department of Administrative Services – Ella T. Grasso Technical High School – Groton, CT

Project management services for the new \$134.9 Million, 220,000 gsf technical high school which serves students from 24 towns in Southeastern Connecticut with an annual enrollment of over 500 students. Programs offered at the school include Automotive Technology, Culinary Arts, Electrical, Manufacturing Technology, Plumbing & Heating, HVAC and Information Systems Technology.

*Work performed with previous firm.*

# Disclosure of Past Claims or Disputes

---

As a leading diversified professional services and investment management company, Colliers has had the type and scope of litigation of similarly situated global full-service providers. In addition, there have been no material legal or financial actions taken against the company or any of its officers/principals in the past five (5) years.



# Financial/Professional Capacity of the Firm

## Financial Capacity

Colliers Project Leaders USA NE, LLC is a majority owned subsidiary of Colliers Engineering & Design, Inc. Colliers Project Leaders has been in business since 1996 and became part of Colliers International Group Inc in 2015. Since our inception, we have experienced significant financial growth and stability as is reflected in the below overview of our financial performance over the past five years.

Total Dollar Value of Work Performed				
2021	2020	2019	2018	2017
\$28 Million	\$27.3 Million	\$29.8 Million	\$24.6 Million	\$23.9 Million

Provided at the end of this section is an overview of the financial stability of Colliers International Group Inc. Copies of our consolidated financial statements for the most recent fiscal years can be provided upon request.

## Professional Capacity

### Ability to Complete the Project

Colliers has assembled a multi-disciplined team with the necessary skill sets to support our clients through all aspects of capital projects. ***Our proposed team is well prepared and available to begin work immediately as may be required.*** In addition, any member of Colliers' 120+ technical professionals can be made available to assist the proposed project team, as required.

One of the unique attributes of the Colliers' team is our range of in-house capabilities. We are able to bring expertise in all aspects of the project with our team of licensed architects, engineers (mechanical, electrical, plumbing, structural, civil) and construction professionals (former superintendents, project managers, and scheduling experts). In addition, we have a number of LEED accredited professionals and building code officials. Our financial analysts focus on ensuring every dollar expended is accounted for. There is virtually no aspect of a project where we can't turn to an in-house colleague for an answer or a solution to a problem.

## Capacity & Skills

Colliers' team of more than 120 technical professionals includes the following specialties:

11	MA Certified Public Purchasing Officer	12	Registered Architects
22	LEED Accredited Professionals	12	Professional Engineers
13	Field Supervision Experience	5	Cost Estimating Experience
15	Schedule Analysis Experience	27	Value Engineering Experience
60	Constructability Review Experience*	27	Quality Control and Safety Experience

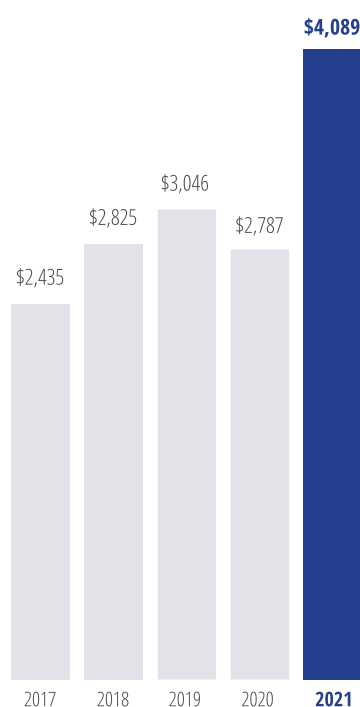
\* Our diverse team of architects, engineers, and constructors review construction documents independently and provide their unique perspective.

In addition, all of our Project Managers, Assistant Project Managers, and Construction Representatives have received a minimum of OSHA 10-hour certification for safety and field supervision training.

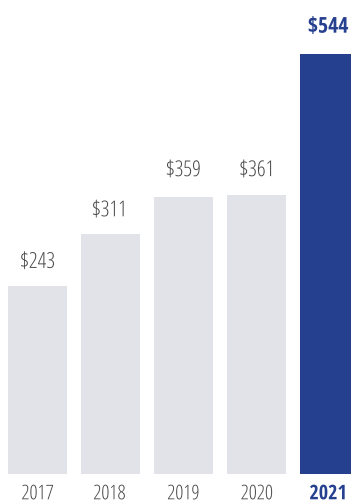
Colliers has an established reputation for providing owner's representative services within the municipal marketplace and is ***well-versed in guiding municipal construction authorities and building committees through the complex process of capital construction projects.*** As a result of our project experience and team diversity, Colliers has developed a unique perspective and understanding of the very specialized project management needs of Connecticut public facilities – allowing us to view the larger issues at hand and to develop strategies and tactics to successfully lead the Town of Bethel through the process.

Our project management team is highly credentialed, and these credentials speak to their ability to deliver critical management services such as value engineering, constructability reviews, life cycle cost analysis, construction quality control, and building commissioning.

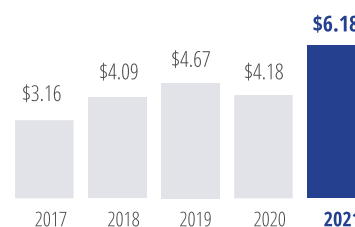
# Financial Highlights



Revenues US\$ millions



Adjusted EBITDA US\$ millions



Adjusted EPS US\$

(US\$ thousands, except per share amounts)	Year ended December 31				
	2021	2020	2019	2018	2017
<b>Operations</b>					
Revenues	\$4,089,129	\$2,786,857	\$3,045,811	\$2,825,427	\$2,435,200
Operating earnings (loss) <sup>1</sup>	(131,501)	164,578	218,197	201,398	167,376
Net earnings (loss) <sup>1</sup>	(237,577)	94,489	137,585	128,574	94,074
<b>Financial Position</b>					
Total assets	\$3,873,730	\$3,292,167	\$2,892,714	2,357,580	\$1,507,560
Long-term debt <sup>2</sup>	531,054	479,895	611,404	672,123	249,893
Financial leverage <sup>3</sup>	0.3	1.0	1.4	1.6	0.6
Shareholders' equity	585,269	586,109	517,299	391,973	303,014
<b>Earnings Data</b>					
Adjusted EBITDA <sup>4</sup>	\$544,338	\$361,442	\$359,476	\$311,435	\$242,824
Diluted net earnings (loss) per common share	(\$9.09)	1.22	2.57	2.45	1.31
Adjusted EPS <sup>5</sup>	6.18	4.18	4.67	4.09	3.16
Diluted weighted average common shares outstanding (thousands)	42,920	40,179	39,981	39,795	39,308
Cash dividends per common share	0.20	0.10	0.10	0.10	0.10

<sup>1</sup> Includes \$471.9 million settlement of Long-Term Incentive Arrangement (LTIA) with the Company's Chairman & CEO.

<sup>2</sup> Excluding warehouse credit facilities and convertible notes.

<sup>3</sup> Financial leverage expressed in terms of (long term debt less cash) / pro forma adjusted EBITDA.

<sup>4</sup> Adjusted EBITDA is defined as net earnings before income tax, interest, depreciation, amortization, gains attributable to mortgage servicing rights, acquisition-related items, restructuring costs, stock-based compensation expense and settlement of LTIA.

<sup>5</sup> Adjusted EPS is defined as diluted net earnings per common share, adjusted for the effect, after income tax, of non-controlling interest redemption increment, amortization, gains attributable to mortgage servicing rights, acquisition-related items, restructuring costs, stock-based compensation expense and settlement of LTIA.

# Price Proposal

---

Colliers has reviewed the Town of Ledyard's Request for Qualifications and Proposals for owner's representative services for the Select Capital Projects and we are pleased to provide, ***under separate cover***, our fee proposal based on our understanding of the Town's needs and expectations as well as our experience in providing similar services for roof replacement projects throughout the Northeast.



Colliers is currently working with the Town of Ledyard on the closeout of the Ledyard Middle School and Gallup Hill School. We are approximately 90% complete with this effort and only awaiting final review of state change orders on the Ledyard Middle School. We believe that our services to date have provided value to the Town and hope that we can continue to provide such value. Our Director, Chuck Warrington, is also a resident of Ledyard (Gales Ferry) and has intimate knowledge of the Town having been a resident since 1997.

# Affirmative Action

---

Colliers is an Equal Employment Opportunity employer and has adopted an Affirmative Action Plan. No employee or applicant for employment will be discriminated against because of race, color, religion, sex, sexual orientation, gender identity, national origin, age, disability, veteran status, or other qualified status.

When new employment opportunities occur in the company, we make every effort to advertise with websites that focus on minority and female candidates such as Professional Women in Construction, Society for Women Engineers, Historically Black College & Universities, State Department of Labor and others as identified, in an effort to increase our diversity.

***Colliers certifies that we understand that projects involving the Ledyard Public Schools must adhere to the Town of Ledyard and the Ledyard Board of Education's non-discrimination clause, as outlined in Section E-11 of the Request for Qualifications and Proposals.***

# Project Approach

---

## **Architect Selection**

Given Colliers' current engagement with the town, we are already familiar with the projects. We understand that architectural services are currently being solicited and interviews have been conducted. Based our understanding of where this process is, we would recommend a scope review with the three interviewed firms to confirm they have captured the complete scope of work as well as confirming the proposals are comparable in nature. At this time we do not foresee any need to re-advertise for such services thus we have not included efforts to do so in our fee proposal.

## **Design Phase:**

Upon final selection of the architects Colliers anticipates assisting the district with developing the contract with the selected architect. We expect that the selected architect will proceed at-risk with starting the design phase of the project. We anticipate the design phase to take approximately three months to complete. During the design phase our role is relatively simple. We'll attend periodic design review meetings with the design team (assumed to be mostly virtual meetings) and review progress design documents as the architect prepares them. We expect the design to proceed directly to the construction documents phase versus the typical three milestones in a major project such as the Gallup Hill and Ledyard Middle School projects.

## **OSCG&R Approval**

Upon completion of the construction documents Colliers will provide a detailed review of the plans and specification and provide written comments to design team while capturing any comments from Mr. Donaldson as well. We'll also coordinate the code review with the building official and fire marshal. Such review and sign off is required if the projects will be seeking reimbursement from OSCGR. Upon the completion of the review and the code sign off Colliers will manage the compilation of the PCR (Plan Completion Review) documents required to be submitted to OSCGR in order to obtain approval to bid. We'll also coordinate with Mr. Donaldson to obtain the board of education and building committee approvals of the plans, specifications and estimate. Once these approvals are complete, the meeting with the state will be held with approval to bid following.

## **Bidding**

Once the state has provided approval of the PCR documents and granted permission to bid, the project can be advertised for bidding. Please note the advertisement for bidding cannot occur prior to receiving written

authorization to do so by OSCGR (where seeking reimbursement by the state.) Colliers will assist Mr. Donaldson with scheduling pre-bid site visits as needed and assist with drafting any addenda required resulting from bidder questions. We expect the bidding to take approximately 6 weeks to complete from date of advertisement.

**Note:** If reimbursement is being sought by OSCGR, the state may require three separate bids for the buildings. We'll recommend having a conversation with the state to solicit one bid that breaks out the pricing of each building in order support the costs of each one in the reimbursement request.

## **Bid Assessment**

Colliers will assist the district assess bids and coordinate a scope review with the apparent low bidder to assess that their bid is complete and they are qualified to perform the work. Colliers will call references as required to confirm past performance of the contractor. Given our extensive experience in the state, many times we find that we have worked with the contractor on many past projects and can provide insight on performance as well. Colliers will be happy to assist with drafting the agreement with the contractor and the Owner.

## **Construction Phase**

Given that it is February already, we do not anticipate being able to complete any of the work this summer. As such, we expect that the work will be completed in the summer of 2024 with the possible exception being the central office building re-roofing. This may be able to be completed in the fall of 2023 assuming the project design is completed and bid by the end of August. We anticipate the central office roof replacement to take approximately two months. During construction we'll have our construction representative visit the site 2 to 3 times per week. Ms. Mantzaris lives locally in Pawcatuck, Connecticut thus access to the sites will be simple to achieve. This would also apply to the Gales Ferry and Juliet Long sites as well during the summer of 2024.

Our fee proposal (***submitted separately***) assumes that the central office will be completed in the fall of 2024 ahead of the Gales Ferry and Juliet Long schools. In our fee proposal we are provide pricing for this scenario as well as one where all three buildings are completed in the summer of 2024.

During construction Colliers will also assist with the review of all contractor requisitions and change orders if they arise. We'll provide insight on the legitimacy of the change and whether the pricing is reasonable and fair.

## **Project Closeout**

Upon the project completion, Colliers will ensure all the warranties and manuals are submitted for the projects. We'll then assist the district with preparing the final SCG-046 reimbursement request to the state. We'll also provide a thumb drive containing all the project documents to allow a smooth audit of the project by the state.



# Exceptions

---

Colliers Project Leaders USA NE, LLC entered into negotiations with the Town of Ledyard to provide Project Management Services in connection with the closeout and audit services for the Ledyard Middle School and Gallup Hill Renovation Projects, which resulted in a contract dated May 5, 2022. If selected, we respectfully request to use a similar contract for our Owner's Representative Services for Select Capital Projects.

135 New Road  
Madison, CT 06443

Main: +1 860 395 0055  
Fax: +1 203 779 5661  
www.cplusa.com



Project Leaders

February 2, 2023

Mr. Wayne Donaldson  
Director of Facilities  
Ledyard Public Schools  
4 Blonders Boulevard  
Ledyard, CT 06339

**Subject: Price Proposal to Provide Owner's Representative Services  
for Select Capital Projects, RFQ/RFP Bid #23-1**

Dear Mr. Donaldson and Town of Ledyard Permanent Municipal Building Committee:

Enclosed for your consideration is our fee proposal for the Select Capital Projects at the Central Office, Gales Ferry School and Juliet Long School. In summary, we are proposing to provide the requested services for a lump cost of **\$63,301** for all three buildings. The fee proposal assumes that the Central Office roof replacement will be completed in the fall of 2023 with Gales Ferry School and Juliet Long School being completed in summer 2024.

Our construction representative will be on site two to three times a week for a few hours each time. Full-time on-site presence is not anticipated. Our proposal opines further on our approach to the project in addition to the RFQ/P.

We are providing our fee proposal by phase and are including the estimated hours per month by each team member as well. Our fees include attendance at all building committee meetings and City/BOE meetings as needed. It also includes attendance at all OSCG&R meetings.

We have broken out our pricing by phase that includes all three schools. Note, we can divide the cost by three for each facility. However, we'll be addressing all three buildings when meeting during design and bidding and visiting the Gales Ferry School and Juliet Long School at the same time in the summer of 2024.

• Architect Selection/Design Phase:	\$19,448.00
• Bidding Phase:	\$3,536.00
• Construction Phase (Central Office, Fall 2023):	\$11,900.00
• Construction Phase (Gales Ferry and Juliet Long, Summer 2024):	\$28,417.00



Should the Central Office work be conducted concurrently with the Gales Ferry and Juliet Long Schools in the summer of 2024, our fee would be **\$59,136** with the following phase-by-phase breakdown.

- Architect Selection/Design Phase: \$19,448.00
- Bidding Phase: \$3,536.00
- Construction Phase (All work Summer 2024): \$36,152.00

Should additional work be requested, we would utilize the following rates for each our team members. Please note our rates would increase by 4% for 2024 work.

2023 Hourly Rates	
Category	Hourly Rate
Director	\$260
Senior Project Manager	\$208
Construction Representative	\$175
Financial & Analytical Support	\$145

In closing, Colliers is very excited about the opportunity to extend our services with the Town of Ledyard. I am personally committed to helping you meet your objectives. If you have questions or require additional information, you can contact me at (860) 235-5313 or [charles.warrington@collierseng.com](mailto:charles.warrington@collierseng.com).

Sincerely,

A handwritten signature in blue ink, appearing to read "Charles E. Warrington, Jr."

Charles E. Warrington, Jr., PE  
Director, Project Management Services

# Request for Qualifications and Proposals for Owner's Representative Services for Select Capital Projects

## **Town of Ledyard**

741 Colonel Ledyard Hwy, Ledyard CT 06339

## Request for Qualifications/Request for Proposals "RFQ/RFP Bid #23-1"

**Owner:** Town of Ledyard ("Town")

**Issued By:** Town of Ledyard Permanent Municipal Building Committee ("PMBC")

**Project Name:** Owner's Representative Services for Select Capital Projects

**Project Locations:** Gales Ferry School 1858 Rt12, Gales Ferry, CT 06335, Juliet W. Long School 1854 Rt12, Gales Ferry, CT 06335 Central Office 4 Blonders Blvd, Ledyard, CT 06339

**RFQ/RFP Release Date:** Friday, January 13, 2023

**Question Submission Deadline:** Friday January 20, 2023

**RFQ/RFP Submission Deadline:** Friday February 3, 2023

**Bid Opening Date:** Sealed proposals for the Owner's Representative RFQ/RFP will be received by the PMBC at the address provided in Part R on or before **Friday February 3, 2023 at 11:00 a.m.** Bids must be received in a sealed envelope clearly marked with Bid# 23-1 and the date of opening. This is a two envelope bid. Fee proposals shall be submitted in a separate sealed envelope within the bid package. Said proposals will be opened publicly.

**Interviews & Selection:** It is anticipated that interviews of prospective firms will be held in the middle week of February 2023.

**Project End Date:** It is expected that owner's representative services for select capital projects will be required until close out and state audit of each project.

**Contact Persons:** Wayne Donaldson, Ledyard Public Schools Director of Facilities, wdonaldson@ledyard.net,

## A. Background

The Town of Ledyard PMBC is soliciting qualifications and proposals from qualified consulting firms interested in providing professional owner's representative services.

The Town of Ledyard PMBC intends to hire an Owner's Representative to provide Consulting Services. The Owner's Representative (hereafter referred to as the "Consultant") will provide services for roof replacement and photovoltaic solar, along with any needed electrical upgrades. Schedule and run weekly construction update meetings, maintain all paperwork (change orders, certified payrolls, payment requests etc.) Comply with all State of Connecticut grant requirements. Track eligible and ineligible costs and any other related paperwork.

## B. Scope of Services

The Town of Ledyard will be securing the services of an owner's representative for select capital projects. The owner's representative will be expected to provide services during pre-construction, construction and post-construction phases. The PMBC will select an individual or firm as the owner's representative. An agreement will be signed between the Town of Ledyard and the Owner's Representative that is inclusive of all the provisions of this RFQ/RFP document.

### **The selected Consultant will provide the following services:**

The scope of project services to be delivered by the selected individual or firm includes:

1. Pre-construction activities including but not limited to vendor selection, scope development, project design and consultant selection.
2. Construction phase project management as the Town's representative.
3. Post-construction support services including oversight of project closeout and construction documentation. A more detailed list of project services is provided below.

The Owner's Representative is expected to provide efficient administration of services in the best interests of the Town, reporting to and ensuring that the Town's needs and expectations are met or exceeded in the completion of the project.

The services provided shall include, but are not limited to, advising, working with and providing information to the PMBC and other relevant Town staff, and serving as a single point of contact between contractors, architects/designers, and commissioning agents; representing the Town and/or PMBC at key meetings.

It is expected that once selected, the Owner's Representative will begin delivery of services at the request of the PMBC. It is expected that the Owner's Representative, at the sole discretion of the PMBC, will represent the Town's interests in Select Capital Projects by providing services that include, but are not necessarily limited to:

B-1 Apply knowledge, experience and skills to all services.

B-2 Identify and initiate necessary tasks at the direction of the PMBC.

B-3 Be the point person on behalf of the Town and/or PMBC for all professional services related to select capital projects.

B-4 Provide general project-related advice.

B-5 Provide bid-phase services, such as responding to questions submitted by prospective bidders by preparing formal written addendums that will be issued to all bidders and review bid submissions and provide an evaluation to the PMBC. (Bidders may include construction contractors or design consultants such as architects or engineers.)

B-6 Assist in selection of any professionals needed to develop and execute the Project as needed. This may include assisting the PMBC in selecting contractors, design consultants, engineers, and/or architects for capital projects.

B-7 Work on contracts including working with the Town-appointed Attorney for the Project and facilitating any required modifications to Town contracts during the Project.

B-8 Assist the PMBC and Town Board of Education in applying for State reimbursement and any other grants available to the Town.

B-9 Identify matters critical to project progress, schedule and budget or of urgent need and report these promptly to the PMBC.

B-10 Representing the Town at key meetings, and, as needed: attending all weekly trailer/shop meetings, submitting agenda items and attending all regular and special meetings, monitoring the project progress, schedule and budget, auditing quality assurance/quality control procedures, assisting in evaluating contractor payment requests/invoices, providing monthly reporting, and facilitating issue resolution.

B-11 Provide oversight and assist in the securing of jurisdictional approvals and permits from any federal, state and local authorities having jurisdiction over the Project, including providing oversight and communicating as needed with appropriate authorities, regarding abatement, remediation or containment for any hazardous materials identified.

B-12 Provide oversight regarding plans for testing for hazardous materials and, if identified, plans to safely remediate them.

B-13 Provide oversight of and assist in development and maintenance of project schedules, taking into consideration the Town's public schools calendar, the constraints it imposes and the safety of the occupants of the school.

B-14 Monitor the budget and schedule for Select Capital Projects, including ongoing updates that show actual costs for activities in progress and estimates for uncompleted tasks. Identify variances between actual and budgeted or estimated costs, and advise the PMBC and other Town

representatives whenever projected costs exceed budgets or estimates and provide oversight regarding resolution regarding any such overage.

B-15 Participate in regularly scheduled on-site construction meetings and distribute meeting notes. Perform site visits to inspect progress and quality of work.

B-16 Monitor the initiation and processing of Change Orders and related Project Change Order Directives. The PMBC may grant authority to make decisions so as not to have the project lose time between meetings. Scope and dollar value of said authorization will be determined by the PMBC.

B-17 Coordinate communications among Project parties and the PMBC and Town staff. Keep minutes of meetings as needed.

B-18 Assist Town Building Department with outside plan review to ensure compliance with Connecticut State Building Code. This may include review of shop drawings and answering questions from contractors on the Town's behalf.

B-19 The Consultant will compile and oversee the punch list for project closeout including resolving any findings of the PMBC or Town staff and must ensure that all punch list items are completed.

B-20 The Consultant will coordinate close-out activities including the resolution of change orders, submission of documents and recommendations for payment of retainage. The Consultant will coordinate all project documentation including files, records, drawings, submittals, samples and other information be submitted to the PMBC in an organized and usable form.

B-21 The Consultant will ensure that all warranty work has been done, that warranty paperwork has been processed and that the Board of Education Facilities Director is aware of any longer term warranties available.

B-22 The Consultant will assist the Town to ensure that all grant requirements have been met, that grant-related paperwork has been processed and that the Town is reimbursed for any grant monies owed.

B-23 Monitor and coordinate project closeout. The Consultant will actively assist the PMBC, the Town, and the Ledyard Board of Education in all project filings with the State of Connecticut Office of School Construction, Grants and Review/DAS including the SCG-046, the final Ineligible and Limited Eligible Worksheet and any other final documents required by the State of CT.

B-24 As part of project closeout, the Consultant will ensure compliance with all State requirements and participate in resolving any issues raised during the State audit of the project.

## C. List of Most Likely Capital Projects to be covered by the Scope of Services

The following is a list of projects being considered by the Town that would potentially require Owner's Representative project management. Individual tasks assigned to the Consultant under this project could include, but are not limited to, the following capital projects:

### Building Renovation and Construction

C-1 Replacement of the Central Office building roof.

C-2 Replacement of the Gales Ferry School roof and the design and installation of photovoltaic Solar.

C-3 Roof replacement of the Juliet Long School roof and the design and installation of photovoltaic solar. Upgrades to the electrical system to support the photovoltaic solar installation and HVAC improvements.

## D. Provided Information

Questions or requests for clarification regarding this RFQ/RFP can be directed to Wayne Donaldson, Facilities Director at Ledyard Public Schools [wdonaldson@ledyard.net](mailto:wdonaldson@ledyard.net) until 12 noon on January 20, 2023

## E. Required Information

The minimum information to be included in the qualifications package/ proposal is as follows:

### E-1 Cover Letter/Executive Summary -

Include a letter of introduction on firm letterhead explaining your firm's interest in the Project and why your firm is the most qualified for this Project. This letter of introduction and intent must be signed by an officer of the company. Include any information pertinent to the Project or selection process that is not requested in the following.

### E-2 Firm Profile should include -

- Name of firm and firm's representative and his/her contact information.
- Location of principal and branch offices that would work on these capital projects.
- Length of time in business.
- Overview of firm's history.
- Firm's philosophy regarding cost control, scheduling, safety and quality assurance.



### E-3 Municipal and/or Public School Project Experience (with References) –

List projects you have completed in the last five (5) years in the State of Connecticut including Change Orders, closeout and audit of a Connecticut school and municipal building project.

- Project name and address
- Total cost of the project
- Month/year completed
- Architectural firm on the project
- Reference (name, position and telephone number)
- Discussion of school projects while occupied with staff and students
- *Submission of these names shall constitute your permission for the Owner to contact those individuals.*

### E-4 Projects in Progress (with References) -

List major school and municipal construction projects your organization has in progress including:

- Name of project
- Owner
- Architect
- Contract Amount
- Percent Complete
- Projected Completion Date
- *Submission of these names shall constitute your permission for the Owner to contact those individuals.*

### E-5 Experience with Current State Requirements –

- Please address your experience with all current CT Department of School Construction, Grants and Review/DAS requirements for school building projects including CT High Performance Building standards & school safety and security.
- Describe how your interaction with CT Department of School Construction, Grants and Review/DAS will ensure a successful project that is on time and on budget

### E-6 Proposed Staffing -

- Provide an organizational chart of your proposed project team for this project.
- Highlight those staff members whose professional contributions are critical to the success of select capital projects and once assigned will not be removed without written authorization from the PMBC.
- Provide resumes of key personnel who will be in charge of these projects and note who will be directly responsible for the regular activities in the various fields of expertise required to accomplish select projects.
- Note who the staff member will be that will act as the firm's main contact person with the Town.

- If applicable, identify and provide information on any other firms or entities in partnership with your firm for this project. Include details on their planned involvement, status as sub-consultant or subcontractor, and history of working with your firm.

#### E-7 Disclosure of Past Claims or Disputes -

- Please list any claims, disputes, or arbitration proceedings that have occurred on any municipal and school projects your firm has been involved with in the last five (5) years. Indicate who they were with and give a status of each even if they are pending.
- Please list any municipal and school building projects in the last five (5) years in CT for which your firm was removed or chose to leave during the project.
- Information concerning any suits filed, judgments entered or claims made against your firm during the last five (5) years with respect to services provided by your firm, or any declaration of default or termination for cause against your firm with respect to such services. In addition, state whether during the past five (5) years your firm or your proposed consultant(s) has been suspended from bidding or entering into any government contract.

#### E-8 Financial/Professional Capacity of the Firm -

Provide a statement of your firm's financial condition and a copy of its latest annual report.

*The evaluation will consider the Owner's representative's experience with similar projects and available capacity of key staff required to perform the work within the required time frames established.*

#### E-9 Price Proposal -

- Provide a fixed fee listing each project and its individual fee. *Price Proposal* form attached.

#### E-10 Knowledge of the Locality -

The firm must have considerable experience with all State and Town regulatory agencies of the type having jurisdiction over this project including the Connecticut Department of Construction Services, (DAS) Office of School Construction, Grants and Review. ***Please describe your experience and approach with local regulatory compliance.***

#### E-11 Affirmative Action -

- **Include statement of compliance.**
  - Projects involving the Ledyard Public Schools must adhere to the Town of Ledyard and the Ledyard Board of Education's Non-discrimination clause and is listed here:

*The Town of Ledyard and Ledyard Public Schools are committed to a policy of equal opportunity/affirmative action for all qualified persons. The Town of Ledyard and Ledyard Public Schools do not discriminate in any employment practice, education program, or educational activity on the basis of race, color, religious creed, sex, age, national origin, ancestry, marital status, sexual orientation, gender identity or expression, disability (including, but not limited to, intellectual disability, past or present history of mental disorder, physical disability or learning disability), genetic information, or any other basis prohibited by Connecticut State and/or Federal nondiscrimination laws and provides equal access to the Boy Scouts and other designated youth groups. The Town of Ledyard and Ledyard Public Schools do not unlawfully discriminate in employment and licensing against qualified persons with a prior criminal conviction.*

## F. Insurance Requirements for Selected Firm

#### F-1 Requirement to Furnish a Certificate of Insurance -

- The selected consulting firm shall be required to furnish a certificate of Insurance ensuring the following insurances coverage within five (5) days of receipt of Notice of Selection.
- Failure to maintain insurance coverage as required and to name the Town of Ledyard and Ledyard Board of Education as the Additional Insured will be grounds for termination of the contract.
- Prior to the commencement of the work, and until final completion and acceptance of the work, the Consultant shall procure and maintain the following types of insurance, and maintain all insurance coverage for the life of the contract, from an insurance company or companies with an A.M. Best rating of A-(IX) or better.
- Insurance shall protect and indemnify the Town of Ledyard & Ledyard Board of Education from all claims which may arise out of a result from the Consultant's obligations under this agreement, whether caused by the contractor or by a subcontractor or any person or entity directly or indirectly employed by the Consultant or by anyone for whose acts said contractor may be liable.

## G. Commercial General Liability Insurance & Workers Compensation Insurance

Consultant and consultant's subcontractors shall provide a Commercial General Liability insurance policy that includes products, operations and completed operations. Limits should be at least: Bodily injury & property damage with an occurrence limit of \$1,000,000; Personal & advertising injury limit of \$1,000,000 per occurrence; General aggregate limit of \$2,000,000 (other than products and completed operations); Products and completed operations aggregate limit of \$2,000,000 on a "per project aggregate" basis.

- Such coverage will be provided on an occurrence basis and will be primary and shall not contribute in any way to any insurance or self-insured retention carried by the Town of Ledyard. Such coverage shall contain a broad form contractual liability endorsement or similar wording with the policy form.
- Such Policy shall name the Town of Ledyard & Ledyard Board of Education as Additional Insured with respect to claims arising out of the Consultant's operations, completed operations and products by endorsement, ISO Form CG2010 and CG 2037.
- Such policy shall contain a waiver of subrogation in favor of the Town of Ledyard.
- Such policy shall include coverage for the Consultant's sub-contractors or any person or entity directly or indirectly employed by said Consultant or by anyone for whose acts said Consultant may be liable.

## H. Commercial Automobile Liability Insurance

Consultant shall provide commercial automobile insurance for any owned autos (symbol 1 or equivalent) in the amount of \$1,000,000 each accident covering bodily injury and property damage on a combined single basis. Such coverage shall also include hired and non-owned automobile coverage.

## I. Worker's Compensation Insurance

Consultant and Consultant's subcontractors shall provide worker's compensation and employer's liability insurance that complies with the regulations of the State of Connecticut with the limits no less than \$1,000,000 each accident by bodily injury; \$1,000,000 each accident by disease; and a policy limit of \$1,000,000. Such policy shall contain a "waiver of our right to recover from other endorsement" in favor of the Town of Ledyard and the Ledyard Board of Education.

## J. Umbrella Liability Insurance

Consultant shall provide an umbrella liability policy in excess (without restriction or limitation) of those limits described in items (10.2) through (10.4). Such policy shall contain limits of liability, as a minimum, in the amount of \$10,000,000 each occurrence and \$10,000,000 in aggregate which may be amended during the term of the contract if deemed reasonable and customary by the Town of Ledyard. Any additional cost shall be at the sole cost and expense of the Consultant.

## K. Errors/Omission: Professional Liability Insurance

Consultant shall provide certification of policy maintained for errors & omissions coverage (may be part of the Consultant's professional liability policy) with a limit no less than \$2,000,000 per claim and \$2,000,000 in aggregate. If written on a claims made basis, such insurance shall be maintained for no less than three years after completion of the work.

## L. Certificates of Insurance

Prior to the issuing of any notice to proceed by the Town of Ledyard, the Consultant shall furnish the Town of Ledyard with satisfactory evidence that it and they have the insurance coverage set forth above Said policies shall not be canceled or permitted to lapse until final completion and approval of the performance of the Agreement or work, as applicable, and shall contain a provision that the policy will not be canceled or changed until thirty (30) days after the Town of Ledyard has received written notice, by certified or registered mail, that the cancellation or change of such policy is contemplated. The Commercial General Liability, Automobile and Umbrella Liability shall name the Town of Ledyard and the Ledyard Board of Education as additional insureds.

- I. The Consultant shall advise all of their insurers of the contract provisions regarding insurance. The failure of Consultant to notify insurers of the contract provisions shall not relieve the Consultant from its insurance obligations under this Agreement. Non-fulfillment of the insurance provisions shall constitute a breach of this Agreement and the Town of Ledyard retains the right to stop work until proper evidence of insurance is provided.
- II. If any of the required insurance is underwritten on a claims made basis, the retroactive date shall be prior to or coincident with the date of this Agreement and the Certificate of Insurance shall state the coverage is "claims made" and also the Retroactive Date. The Consultant shall maintain coverage for the duration of this Agreement. Any extended reporting period premium (tail coverage) shall be paid by the Consultant.
- III. The Consultant shall require all sub-contractors to carry the insurance required herein. The Consultant shall cause all subcontractors agreement to name the Town of Ledyard and the Ledyard Board of Education as an additional insured and to provide certificates of insurance evidencing such coverage to the Town of Ledyard.
- IV. The above insurance requirements shall also apply to all sub-consultants and/or subcontractors to the company and the company shall not allow any sub-consultants and/or subcontractors to commence work until the sub-consultants and/or subcontractors insurance has been so obtained and approved.
- V. The above insurance requirements and certificate are subject to final approval by the Town's Insurance agent as to form and substance and could require changes in the types of coverage and limits.

## M. Indemnification

The Consultant shall indemnify and hold harmless the Town of Ledyard & Ledyard Board of Education and its agents and Employees from and against all claims, damages, losses and expenses, including Attorney's fees arising out of, or resulting from the performance of the work.

## N. Independent Contractor

All activities performed by the Firm and its agents, employees or representatives are, for all purposes under this Agreement, performed as an independent contractor and not as an employee of Town of Ledyard and Ledyard Board of Education and neither the Firm nor its employees shall be entitled to any benefits to which employees of Town of Ledyard and Ledyard Board of Education are entitled including, but not limited to, worker's compensation, overtime, retirement benefits, health care benefits, vacation pay or sick leave.

## O. Selection Process

The PMBC, will review the responses for compliance with the required documentation to determine responsiveness. The responsive submittals will then be evaluated based on the responses to specifics outlined in this RFP/RFQ, including but not limited to the following criteria:

- Experience with work of similar scope.
- Personnel's experience and background.
- Past performance data, including but not limited to:
  - i. Adherence to project schedules.
  - ii. Adherence to project budgets.
- Approach to the work required.
- Documented contract oversight capabilities.
- The firm's employee hourly rate schedule.

The responses will be scored according to the Proposal Evaluation Scoring Matrix below in order to identify firms for interviewing. The PMBC may narrow the list of applicants and schedule interviews as it deems necessary. The PMBC will use the initial rating and ranking of qualifications, the interview results, and the price proposals (RFP) to arrive at a final selection.

Public Law 08-169 requires the Selection Committee to make an award "...from a pool of not more than the four most responsible qualified proposers..." The "most responsible qualified proposer" is the proposer "...who is qualified by the awarding authority when considering price and the factors necessary for faithful performance of the work based on the criteria and scope of work included in the request for proposals."

## P. Right to Reject Submissions

The Town (or its representatives) may at any time prior to the selection of a respondent reject any and all proposals and cancel this RFQ/RFP, without liability therefore, when doing so is deemed to be in the Town's best interests. Further, regardless of the number and quality of proposals submitted, the Town shall under no circumstances be responsible for any respondent's cost, risk and expenses. The Town accepts no responsibility for the return of successful or unsuccessful proposals. This RFQ/RFP in no way obligates the Town of Ledyard to select a respondent.

## Q. Exceptions

Provide a detailed list of explanations of any and all exceptions being made in this proposal.

## R. Format

- Request for Qualifications and Request for Proposals must be submitted in sealed envelopes clearly marked “**Owner’s Representative RFQ/ RFP**”.
- Three (8) printed copies of the RFQ and RFP must be submitted.
- Additionally, an electronic copy in PDF-format must be provided on a USB drive (or equivalent).
- The responses must be submitted to the Wayne Donaldson Facilities Director 4 Blonders Blvd, Ledyard, CT 06339

## S. Submission and deadline

Questions can be submitted in writing to Wayne Donaldson Facilities Director [wdonaldson@ledyard.net](mailto:wdonaldson@ledyard.net) through 12:00 PM January 20, 2023. No direct or indirect contact with selection panel members is allowed and will be grounds for immediate rejection of the proposal; all questions must be submitted as described in this paragraph.

All RFQ/ RFP submissions must be received by the Town by **11:00 AM. On Friday, February 3, 2023.**

The Town is an Equal Opportunity and Affirmative Action employer and does not discriminate in its hiring. The Town is committed to complying with the Americans with Disabilities Act (ADA).

Any information or materials submitted as a response to this RFQ and RFP shall become property of the Town of Ledyard and will not be returned. Any expense incurred for the submission of this RFQ/ RFP is the responsibility of the firm submitting and no expense will be reimbursed by the Town of Ledyard. All submitted materials will be available for public review.

*PRICE PROPOSAL (RFP) for OWNER’S REPRESENTATIVE SERVICES for PRE-CONSTRUCTION, CONSTRUCTION and POST-CONSTRUCTION for SELECT CAPITAL PROJECTS*

Firm name: \_\_\_\_\_

Address: \_\_\_\_\_

Phone number: \_\_\_\_\_ Email: \_\_\_\_\_

Project	Fee	Notes
Central Office		
Gales Ferry School		
Juliet Long School		
Total		



NOTE: Fees include all travel and other expenses not listed below.

List anticipated expenses \_\_\_\_\_ List percentage markup on  
expenses (if any): \_\_\_\_\_ %

Printed name: \_\_\_\_\_

Title: \_\_\_\_\_

**Authorized signature:** \_\_\_\_\_ **Date:** \_\_\_\_\_



# TOWN OF LEDYARD

741 Colonel Ledyard  
Highway  
Ledyard, CT 06339-1511

---

**File #:** 23-1395

**Agenda Date:** 4/5/2023

**Agenda #:** 4.

---

## FINANCIAL BUSINESS REQUEST (FBR)

### **Motion/Request:**

MOTION to overspend account 10110205-53610 Specialty Approved Counsel through June 30, 2023.

### **Background:**

Specialty Approved Counsel account covers labor attorney fees, land use attorney fees, tax attorney fees and other specialty counsel. The FY 2023 budget is \$30,000. There are outstanding February invoices for both Shipman & Goodwin (labor) and Fahey & Landolina (land use). We can anticipate that both Labor and Land Use will continue to incur attorney fees for the remainder of FY 2023.

### **Department Comment/Recommendation:**

### **Finance Director Comment/Recommendation:**

The account has a current expended balance of \$31,086. This does not include any outstanding invoices.

### **Mayor Comment/Recommendation:**

Land Use incurred significant added costs this year with the Zoning Regulation rewrite as well as the Subdivision Regulation rewrite and several technical applications that required legal counsel. Labor counsel has also been required more for several outstanding labor issues.



# TOWN OF LEDYARD

741 Colonel Ledyard  
Highway  
Ledyard, CT 06339-1511

---

**File #:** 23-1396

**Agenda Date:** 4/5/2023

**Agenda #:** 5.

---

## TAX REFUND

### **Motion/Request:**

MOTION to approve a tax refund in the amount of \$5085.18 exceeding \$2,400.00 in accordance with tax collector department procedures.

James & Valerie Hazlin - Double Payment - \$5085.18

### **Background:**

In accordance with policies established for the Tax Collection Department, refunds to taxpayer exceeding \$2,400 are to be approved by the Town Council.

### **Finance Director Comment/Recommendation:**

(type text here)

### **Mayor Comment/Recommendation:**

I support the motion, subject to Town Council approval.


# Application for Refund of Taxes Paid

Return to: Ledyard Tax Collector's Office  
741 Colonel Ledyard Highway  
Ledyard, CT 06339

Amount of Refund

\$ 5,085.18

<i>James and Valerie Hazlin</i>
<i>52 Hurlbutt Rd</i>
<i>Gales Ferry, CT 06335</i>



## PLEASE READ, SIGN, AND DATE BELOW:

I am entitled to this refund because I have made the payments from funds under my control, and no other party will be requesting this refund.

I understand that false or deliberately misleading statements subject me to penalties for perjury and/or for obtaining money under false pretenses.

I hereby apply for a refund of taxes paid in accordance with Conn. Gen Sate. 12/129.

✓ *Valerie g. Hazlin*

Signature of Applicant/Agent  
(Title of agent, where applicable)

*[Signature]*

Tax Collector's Signature

✓ *3-9-23*

Date Signed

*3/20/2023*

Date

Do Not Write Below This Box -- Office Use Only

Date of Payment: *1/11/2023*  
Grand List Year: *2021*  
Grand List Number: *76600*  
Payment Type: *Check*

Tax Type: *MV PP RE SMV*  
Reason: *Double payment*  
Property Owner: *James and Valerie Hazlin*  
Property Location: *52 Hurlbutt Rd*

## ACTION TAKEN BY GOVERNING BODY

At a regular meeting of the Ledyard Town Council, held on the \_\_\_\_\_ day of \_\_\_\_\_, 2023, it was voted to refund property taxes amounting to \$\_\_\_\_\_ to \_\_\_\_\_.

\_\_\_\_\_  
Kevin J. Dombrowski



# TOWN OF LEDYARD

741 Colonel Ledyard  
Highway  
Ledyard, CT 06339-1511

---

**File #:** 23-1457

**Agenda Date:** 4/5/2023

**Agenda #:** 6.

---

AGENDA REQUEST  
GENERAL DISCUSSION ITEM

**Subject:**

Discussion regarding potential uses of the revenue received from Public Act No.21-58 "*An Act Concerning Solid Waste Management*" in accordance with "*Resolution Regarding Revenues Received from Beverage Container Surcharges*" adopted on June 8, 2022.

**Background:**

The "Bottle Bill" (Public Act No. 21-58 - *An Act Concerning Solid Waste Management*) implemented a five-cent surcharge on any beverage container containing a spirit or liquor of fifty milliliters. Each quarter the surcharge fee is dispersed to the town in which the beverages were sold.

Last quarter the Ledyard received \$13,027.06, which was for a total of 260,541 nip bottles that were sold during that quarter.

The funds could only be used for the following purposes:

- (1) environmental measures intended to reduce the generation of solid waste;
- (2) reduce the impact of litter caused by such solid waste, including, but not limited to, the hiring of a recycling coordinator
- (3) the installation of storm drain filters designed to block solid waste and beverage container debris or
- (4) The purchase of a mechanical street sweeper, vacuum or broom that removes litter, including, but not limited to, such beverage containers and other debris from streets, sidewalks and abutting lawn and turf

**Department Comment/Recommendation:**

(type text here)

RESOLUTION  
REGARDING REVENUES RECEIVED FROM  
BEVERAGE CONTAINER SURCHARGES

WHEREAS: The State of Connecticut enacted Public Act No. 21-58 “*An Act Concerning Solid Waste Management*” on June 16, 2021;

WHEREAS: Notwithstanding any provision of the general statutes, on and after October 1, 2021, any beverage container containing a spirit or liquor of fifty milliliters or less shall be assessed a five-cent surcharge by the wholesaler of such beverage container to the retailer of such beverage container and by the retailer of such beverage container to the consumer of such beverage container.

WHEREAS: Beginning on April 1, 2022, and every six months thereafter, payment shall be remitted by each wholesaler to every municipality where any such beverage container was sold during the preceding six-month period by such wholesaler. Such payment shall be at the rate of five cents for every such beverage container sold within such municipality by such wholesaler.

WHEREAS: Revenues received by the Town of Ledyard from said wholesalers relative to Public Act 21-58 for beverage containers surcharges shall be appropriated to Account 21040101-57316. “*Beverage Container Surcharges*”;

NOW, THEREFORE; BE IT RESOLVED; That any future expenditures out of Account #21040101-57316 “*Beverage Container Surcharges*”; shall be in accordance with subsection (d) of Section 10 of Public Act 21-58 for the following purposes: (1) environmental measures intended to reduce the generation of solid waste; and (2) reduce the impact of litter caused by such solid waste, including, but not limited to, the hiring of a recycling coordinator, the installation of storm drain filters designed to block solid waste and beverage container debris or the purchase of a mechanical street sweeper, vacuum or broom that removes litter, including, but not limited to, such beverage containers and other debris from streets, sidewalks and abutting lawn and turf.

Adopted by the Ledyard Town Council on: June 8, 2022

\_\_\_\_\_  
Kevin J. Dombrowski, Chairman

\*\*\*\*\*  
History: 2022: The Town Council adopted the “*Resolution Regarding Revenues Received From Beverage Containers*” to provide a sperate account for revenues received from the State of Connecticut for beverage containers surcharges (Public Act 21-58 adopted on June 16, 2021)



**PA 21-58**—sSB 1037  
*Environment Committee*

## **AN ACT CONCERNING SOLID WASTE MANAGEMENT**

**SUMMARY:** This act revamps the state’s beverage container redemption law (i.e., “bottle bill,” see BACKGROUND) by doing the following:

1. expanding the list of beverages subject to the bottle bill’s requirements and exempting containers of less than 150mL (§§ 1 & 5);
2. increasing, beginning January 1, 2024, the minimum beverage container deposit amount from five to 10 cents (§ 2);
3. increasing the handling fee that distributors must pay to dealers (e.g., and hereafter, “retailers”) and redemption centers, (§ 3);
4. incrementally reduces the amount of unclaimed deposits that distributors must remit to the General Fund from 100% to 45% by FY 26, and allows the distributors to keep the remainder (§ 4);
5. requiring certain retailers to install and maintain at least two reverse vending machines (RVMs) at their place of business or have dedicated areas for redeeming beverage containers (§ 7); and
6. requiring, beginning January 1, 2024, (a) all refundable beverage containers sold in Connecticut to have a Universal Product Code (UPC) and barcode and (b) deposit initiators (i.e., the first distributor to collect the deposit) to provide them, with packaging information, to the RVM system administrators and other system operators at least 30 days before placing the beverage containers on the market (§ 2).

The act requires the Department of Energy and Environmental Protection (DEEP) to approve a stewardship organization for beverage containers (§ 9). It also requires DEEP to develop terms for a memorandum of agreement (MOA) that provides for in-state processing of at least 80% of the wine and liquor beverage containers sold in-state (§ 8).

The act establishes a five-cent surcharge on the sale of spirit or liquor beverage containers of 50mL or less (commonly referred to as “nips”). It requires (1) wholesalers to remit the surcharges to the municipalities in which the containers were sold and (2) the municipalities to use the remitted funds for environmental measures aimed at reducing solid waste or reducing the impact of litter (§ 10).

The act requires the DEEP commissioner, by July 1, 2022, to develop an incentive program to help municipalities that want to adopt a unit-based pricing program for solid waste disposal (e.g., “pay-as-you-throw”). She must also identify funding sources to provide the incentives (§ 6).

Lastly, the act makes technical and conforming changes.

**EFFECTIVE DATE:** July 1, 2021, except the handling fee increase, RVM requirement, and nip surcharge take effect October 1, 2021; the bottle bill’s



expansion takes effect January 1, 2023; the deposit increase takes effect January 1, 2024; and the MOA and stewardship organization provisions are effective upon passage.

## §§ 1 & 5 — COVERED BEVERAGE CONTAINERS

Under prior law, the bottle bill applied to the following beverage containers: beer, other malt beverages, mineral or soda water, carbonated soft drinks, and water, including flavored or nutritionally enhanced water.

Beginning January 1, 2023, the act generally expands the bottle bill to include beverage containers for hard cider, plant water or plant infused drink, juice or juice drink, tea, coffee, kombucha, and sports or energy drink. It explicitly includes hard seltzer in the bottle bill’s scope, which existing law covers as a “beer or other malt beverage.” It also includes beverages identified as juice, tea, coffee, kombucha, plant infused drink, or a sports or energy drink, with letters, words, or symbols on the beverages’ labels. Existing law covers containers identified as water this way.

### *Exempt Containers*

The bottle bill previously exempted from its requirements (1) noncarbonated beverages of at least three liters in size or (2) containers made of high-density polyethylene (i.e., with an HDPE designation or #2 recycling symbol). It also exempts containers provided on interstate passenger carriers (e.g., planes or trains). The act modifies some of these exemptions and creates new ones.

First, the act generally (1) eliminates the exemption for high-density polyethylene containers, (2) reduces the size threshold for noncarbonated beverage containers to be exempt, and (3) creates a new exemption for carbonated beverages. Specifically, it now exempts containers (1) over three liters for carbonated beverages, (2) over two and one-half liters for noncarbonated beverages, and (3) of less than 150mL for either carbonated and noncarbonated beverages.

Additionally, by law, manufacturers that annually bottle and sell up to 250,000 noncarbonated beverages of 20 ounces or less in size may apply to the DEEP commissioner for an exemption from the bottle bill’s requirements (CGS § 22a-245b). The act extends this exemption, beginning July 1, 2021, to manufacturers of the new noncarbonated beverages covered by the act (e.g., juice, coffee, tea, or sport or energy drink). And it creates a new exemption for juice manufacturers that annually bottle and sell up to 100,000 gallons of juice in beverage containers. These juice manufacturers must also apply for the exemption.

## § 3 — HANDLING FEES

Beginning October 1, 2021, the act increases the handling fees for beverage containers redeemed under the bottle bill by setting the minimum handling fee at



either two and one-half cents or three and one-half cents, depending on the container involved (see table below). It applies the increased fee to the act's newly covered beverage containers.

**Bottle Bill Handling Fees, Prior Law vs. the Act**

	<i><b>Prior Law</b></i>	<i><b>The Act</b></i>
Beer or other malt beverages, including hard seltzer	\$0.015	\$0.025
Hard cider	N/A	0.025
Noncarbonated beverages, mineral or soda water, and carbonated soft drinks	0.02	0.035

**§ 4 — UNCLAIMED DEPOSITS**

Under prior law, unclaimed deposits were paid quarterly by the distributors to the revenue services commissioner for deposit into the state's General Fund. The act incrementally reduces the amount of unclaimed funds deposited to the General Fund to 45% by FY 26, as shown in the table below, and correspondingly allows the distributors to keep the remainder.

**Percentage Distribution of Unclaimed Deposits**

	<i><b>General Fund</b></i>	<i><b>Distributors</b></i>
Through FY 22	100%	0%
FY 23	95	5
FY 24	65	35
FY 25	55	45
FY 26 and beyond	45	55

**§§ 1 & 7 — RETAILER RVMS AND REDEMPTION AREAS**

The act generally requires certain retailers, beginning October 1, 2021, to install and maintain at least two RVMS at their place of business. Under the act, an RVM is a mechanical device that (1) accepts used beverage containers from consumers and (2) provides a way of refunding the containers' refund value (deposit amount) to the device user.

The requirement to have the RVMS applies to retailers whose place of business (1) is part of a chain engaged in the same general type of business that operates at least 10 units in Connecticut under common ownership and (2) uses at least 7,000 square feet of space to display merchandise for sale to the public.

The act also requires retailers exempt from the RVM requirement (see below), whose place of business is at least 40,000 square feet and does not use RVMS, to maintain a dedicated area at the business to accept and redeem beverage containers. It requires these areas to be adequately staffed so that containers can be efficiently accepted and processed during business hours. There must also be at

least one conspicuous sign posted at each public entrance describing how to find the redemption area.

*Exemptions*

The act exempts from the RVM requirement retailers that do the following:

1. sell only beverage containers of 20 ounces or less that are packaged in quantities of less than six;
2. sell beverage containers, but use no more than 5% of their floor space to display and sell consumer products; or
3. get a waiver from the DEEP commissioner allowing them to use an alternative technology to redeem the containers.

For the waiver, the alternative technology must be able to:

1. determine a beverage container's redeemability;
2. protect against fraud by reading a container's UPC and, except for refillable containers, renders the container unredeemable;
3. collect information about the redeemed containers; and
4. issue legal tender or a scrip, receipt, or other credit for the refund value that can be exchanged for legal tender for at least 60 days without needing to purchase other goods.

If the alternative technology does not allow a consumer to immediately obtain the refund value, a retailer can only use it if the retailer also allows a consumer to conveniently and immediately obtain the refund value through an RVM or another method.

*Penalty*

The act subjects retailers who violate these requirements to a civil fine of up to \$1,000, with an additional \$1,000 for each day the violation continues. It requires a hearing held according to the Uniform Administrative Procedures Act before the DEEP commissioner can assess the fine.

§ 8 — MOA: WINE AND LIQUOR CONTAINERS

Under the act, DEEP must develop the terms for a MOA that, by January 1, 2023, provides for in-state processing of at least 80% of the wine and liquor beverage containers sold in the state. The processing must turn the containers into furnace-ready cullet or by-product that is melted or otherwise used in cement, glass, or fiberglass products.

The act requires DEEP, when developing the terms, to (1) identify the parties that must be part of the agreement and (2) engage them in ongoing discussions about establishing systems and methods under the agreement for statewide, cost-effective, and consumer-oriented collection of the wine and liquor beverage containers. The collected materials must also be sufficiently clean and acceptable for use at a facility that produces the glass cullet or byproduct.

Under the act, the MOA must include provisions, with responsibilities assigned among the parties, for the following:

1. establishing and implementing the collection systems and methods;
2. transporting collected containers to a processing facility;
3. properly recycling and managing containers not accepted by a facility;
4. executing financial obligations among the parties according to the agreement;
5. recordkeeping of the volume, tonnage, and categories of containers annually processed under the agreement; and
6. auditing costs, efficiencies, and benefits of the agreement.

The DEEP commissioner must submit a draft of the MOA to the Environment Committee by January 15, 2022.

## § 9 — BEVERAGE CONTAINER STEWARDSHIP ORGANIZATION

The act requires the DEEP commissioner to approve an application for the formation of a beverage container stewardship organization by deposit initiators if the organization meets the following requirements:

1. is a 501(c)(3) federally tax-exempt organization;
2. has a governing board of deposit initiators that represents the range of beverages and container materials covered by the state's bottle bill; and
3. shows that it has adequate financial responsibility and controls, including fraud prevention and an audit schedule, to properly manage funds.

It also requires each deposit initiator to join and register with an approved beverage container stewardship organization within three months after DEEP approves the organization. Deposit initiators seeking to sell beverage containers in the state after this period must register and join the organization at least 90 days before selling them.

Under the act, any approved organization must submit a plan for the DEEP commissioner's review and approval to operate a statewide beverage container stewardship program by July 1, 2022. The act requires the plan to provide detailed information about how the organization will operate and finance a program to redeem and recycle beverage containers. The information must at least include the following:

1. 80% annual redemption rate by a specified timeline;
2. financial self-sustainability;
3. verifiable performance metrics for enhanced customer satisfaction;
4. policies and investments to ensure that recovered materials are returned for their highest and best use;
5. detailed descriptions for how existing collection and redemption centers will be used;
6. redemption rates as of the date of the plan and projected for the next five years, along with a recommended refund value for the containers to achieve these rates;
7. how the plan will cost the state or any other participants;
8. revenues that will be returned to the state and projected loss in the state's revenue use or collection in the five fiscal years beginning with FY 22;
9. legislative changes needed to carry out the plan; and

10. other parameters or requirements the commissioner requires.

When developing the plan, the stewardship organization must obtain input from members of the independent redemption center community, municipal resource recovery facilities, municipal leaders, wine and spirits distributors, and RVM operators. The act prohibits the DEEP commissioner from approving a plan without verification of receiving this input.

The DEEP commissioner, by October 1, 2022, must submit recommendations on any plan for a proposed stewardship program to the Environment Committee.

## § 10 — NIP SURCHARGE

Beginning October 1, 2021, the act requires wholesalers of spirit or liquor beverage containers of 50mL or less to assess a five-cent surcharge on each of these containers to retailers. The retailers must then impose the same surcharge on the customers who purchase the containers. The act specifies that paying the surcharge is a debt by retailers, upon their purchase from the wholesaler, and is subject to posting requirements for delinquencies. Under the Liquor Control Act, a notice of delinquency identifies the delinquent retailer and prohibits manufacturers or wholesalers from crediting the retailer until the notice is satisfied (CGS § 30-48(b)).

Under the act, the surcharge must be distinct and clearly identified from the container's price. The act exempts it from sales tax or being treated as income.

Beginning April 1, 2022, and then every six months, each wholesaler must remit to each municipality where these beverage containers were sold during the prior six-month period, five-cents per container sold by the wholesaler. At the same time as the payment, the wholesaler must file a report with the Department of Revenue Services and the Department of Consumer Protection's Liquor Control Division stating how many beverage containers it sold in each municipality during the prior six months.

The act requires municipalities receiving the surcharge funds to only use the funds for environmental measures to reduce solid waste generation in the municipality or the impact of litter from the solid waste. These measures include things like hiring a recycling coordinator; installing storm drain filters to block solid waste (including beverage container debris); or purchasing a mechanical street sweeper, vacuum, or broom to remove litter and other debris from streets, sidewalks, and abutting lawn and turf areas.

## BACKGROUND

### *General Bottle Redemption Process*

Connecticut's bottle bill redemption process generally works as follows:

1. a retailer pays a beverage container distributor a deposit for each eligible beverage container that the distributor delivers;
2. a consumer pays the retailer the deposit for each beverage container that he or she purchases from the retailer;

## OLR PUBLIC ACT SUMMARY

3. the retailer or a redemption center pays the consumer the deposit amount for each beverage container that he or she returns (i.e., refunding the deposit);
4. the distributor reimburses the retailer or redemption center the deposit for each beverage container returned, plus a handling fee; and
5. the distributor pays the state the required percentage of unclaimed deposits, which are deposited into the General Fund (CGS § 22a-243 et seq.).



# TOWN OF LEDYARD

741 Colonel Ledyard  
Highway  
Ledyard, CT 06339-1511

---

**File #:** 22-777

**Agenda Date:** 4/5/2023

**Agenda #:** 7.

---

## FINANCIAL BUSINESS REQUEST (FBR)

### **Motion/Request:**

Discussion regarding potential uses for the funding received from the National Opioid Settlement Payments.

### **Background:**

The town is receiving these payments through its participation in the National Opioid Settlement. The town has begun to receive and is expected to receive payments from multiple sources. The payments received to date have been from the Distributor Settlement. The town will also be receiving payments from the Janssen Settlement.

To date Ledyard has received \$53,1134.19 (Perdue Pharma) from the National Opioid Settlement. He stated Ledyard has filed their second submission which was from Teva, Allergan, Walgreens, CVS and Walmart.

Funding received from the National Opioid Settlement was being deposited into Account #20810201-58206-24206 (National Opioid Settlement).

Funds are to be used exclusively for opioid abatement purposes, including, but not limited to, expanding access to opioid use disorder prevention, intervention, treatment, and recovery options, etc.

### **Department Comment/Recommendation:**

(type text here)

### **Finance Director Comment/Recommendation:**

(type text here)

### **Mayor Comment/Recommendation:**

# **DISTRIBUTOR SETTLEMENT** **AGREEMENT**

## Table of Contents

	<b>Page</b>
I. Definitions.....	1
II. Participation by States and Condition to Preliminary Agreement .....	13
III. Injunctive Relief.....	13
IV. Settlement Payments .....	13
V. Allocation and Use of Settlement Payments.....	28
VI. Enforcement.....	34
VII. Participation by Subdivisions .....	40
VIII. Condition to Effectiveness of Agreement and Filing of Consent Judgment .....	42
IX. Additional Restitution.....	44
X. Plaintiffs' Attorneys' Fees and Costs .....	44
XI. Release .....	44
XII. Later Litigating Subdivisions.....	49
XIII. Reductions/Offsets .....	53
XIV. Miscellaneous .....	54
EXHIBIT A Alleged Harms .....	A-1
EXHIBIT B Enforcement Committee Organizational Bylaws.....	B-1
EXHIBIT C Litigating Subdivisions List .....	C-1
EXHIBIT D Later Litigating Subdivision Suspension and Offset Determinations.....	D-1
EXHIBIT E List of Opioid Remediation Uses .....	E-1
EXHIBIT F List of States and Overall Allocation Percentages .....	F-1
EXHIBIT G Subdivisions Eligible to Receive Direct Allocations from the Subdivision Fund and Default Subdivision Fund Allocation Percentages .....	G-1
EXHIBIT H Participation Tier Determination <sup>1</sup> .....	H-1
EXHIBIT I Primary Subdivisions.....	I-1



EXHIBIT J Settling Distributors' Subsidiaries, Joint Ventures, and Predecessor Entities .....	J-1
EXHIBIT K Subdivision Settlement Participation Form .....	K-1
EXHIBIT L Settlement Fund Administrator .....	L-1
EXHIBIT M Settlement Payment Schedule .....	M-1
EXHIBIT N Additional Restitution Amount Allocation .....	N-1
EXHIBIT O Adoption of a State-Subdivision Agreement .....	O-1
EXHIBIT P Injunctive Relief .....	P-1
EXHIBIT Q Illustrative Examples of Prepayments.....	Q-1
EXHIBIT R Agreement on Attorneys' Fees, Expenses and Costs .....	R-1
EXHIBIT S Agreement on the State Outside Counsel Fee Fund .....	S-1
EXHIBIT T Agreement on the State Cost Fund Administration.....	T-1
EXHIBIT U ABC IRS Form 1098-F .....	U-1
EXHIBIT V Cardinal IRS Form 1098-F .....	V-1
EXHIBIT W McKesson IRS Form 1098-F .....	W-1
EXHIBIT X Severity Factors.....	X-1

## **DISTRIBUTOR SETTLEMENT AGREEMENT**

This Settlement Agreement, dated as of July 21, 2021 (the “*Agreement*”), sets forth the terms of settlement between and among the Settling States, the Settling Distributors, and the Participating Subdivisions (as those terms are defined below). Upon satisfaction of the conditions set forth in Section II and Section VIII, this Agreement will be binding on all Settling States, Settling Distributors, and Participating Subdivisions. This Agreement will then be filed as part of Consent Judgments in the respective courts of each of the Settling States, pursuant to the terms set forth in Section VIII.

### **I. Definitions**

For all sections of this Agreement except Exhibit E and Exhibit P, the following definitions apply:

A. “*Abatement Accounts Fund*.” The component of the Settlement Fund described in Section V.E.

B. “*Additional Restitution Amount*.” The amount available to Settling States listed on Exhibit N totaling \$282,692,307.70.

C. “*Agreement*.” This agreement, as set forth above. For the avoidance of doubt, this Agreement is inclusive of all exhibits.

D. “*Alleged Harms*.” The alleged past, present, and future financial, societal, and public nuisance harms and related expenditures arising out of the alleged misuse and abuse of Products, non-exclusive examples of which are described in the documents listed on Exhibit A, that have allegedly arisen as a result of the physical and bodily injuries sustained by individuals suffering from opioid-related addiction, abuse, death, and other related diseases and disorders, and that have allegedly been caused by the Settling Distributors.

E. “*Allocation Statute*.” A state law that governs allocation, distribution, and/or use of some or all of the Settlement Fund amounts allocated to that State and/or its Subdivisions. In addition to modifying the allocation set forth in Section V.D.2, an Allocation Statute may, without limitation, contain a Statutory Trust, further restrict expenditures of funds, form an advisory committee, establish oversight and reporting requirements, or address other default provisions and other matters related to the funds. An Allocation Statute is not required to address all three (3) types of funds comprising the Settlement Fund or all default provisions.

F. “*Annual Payment*.” The total amount payable to the Settlement Fund Administrator by the Settling Distributors on the Payment Date each year, as calculated by the Settlement Fund Administrator pursuant to Section IV.B.1.e. For the avoidance of doubt, this term does not include the Additional Restitution Amount or amounts paid pursuant to Section X.

G. “*Appropriate Official*.” As defined in Section XIV.F.3.

H. “*Bankruptcy Code*.” Title 11 of the United States Code, 11 U.S.C. § 101, et seq.

I. “*Bar.*” Either: (1) a law barring Subdivisions in a State from maintaining Released Claims against Released Entities (either through a direct bar or through a grant of authority to release claims and the exercise of such authority in full) or (2) a ruling by the highest court of the State (or, in a State with a single intermediate court of appeals, the intermediate court of appeals when not subject to further review by the highest court of the State) setting forth the general principle that Subdivisions in the State may not maintain any Released Claims against Released Entities, whether on the ground of this Agreement (or the release in it) or otherwise. For the avoidance of doubt, a law or ruling that is conditioned or predicated upon payment by a Released Entity (apart from the Annual Payments by Settling Distributors under this Agreement) shall not constitute a Bar.

J. “*Case-Specific Resolution.*” Either: (1) a law barring the Subdivision at issue from maintaining any Released Claims against any Released Entities (either through a direct bar or through a grant of authority to release claims and the exercise of such authority in full); or (2) a ruling by a court of competent jurisdiction over the Subdivision at issue that the Subdivision may not maintain any Released Claims at issue against any Released Entities, whether on the ground of this Agreement (or the release in it) or otherwise. For the avoidance of doubt, a law or ruling that is conditioned or predicated upon payment by a Released Entity (apart from the Annual Payments by Settling Distributors under this Agreement) shall not constitute a Case-Specific Resolution.

K. “*Claim.*” Any past, present or future cause of action, claim for relief, cross-claim or counterclaim, theory of liability, demand, derivative claim, request, assessment, charge, covenant, damage, debt, lien, loss, penalty, judgment, right, obligation, dispute, suit, contract, controversy, agreement, *parens patriae* claim, promise, performance, warranty, omission, or grievance of any nature whatsoever, whether legal, equitable, statutory, regulatory or administrative, whether arising under federal, state or local common law, statute, regulation, guidance, ordinance or principles of equity, whether filed or unfiled, whether asserted or unasserted, whether known or unknown, whether accrued or unaccrued, whether foreseen, unforeseen or unforeseeable, whether discovered or undiscovered, whether suspected or unsuspected, whether fixed or contingent, and whether existing or hereafter arising, in all such cases, including, but not limited to, any request for declaratory, injunctive, or equitable relief, compensatory, punitive, or statutory damages, absolute liability, strict liability, restitution, abatement, subrogation, contribution, indemnity, apportionment, disgorgement, reimbursement, attorney fees, expert fees, consultant fees, fines, penalties, expenses, costs or any other legal, equitable, civil, administrative, or regulatory remedy whatsoever.

L. “*Claim-Over.*” A Claim asserted by a Non-Released Entity against a Released Entity on the basis of contribution, indemnity, or other claim-over on any theory relating to a Non-Party Covered Conduct Claim asserted by a Releasor.

M. “*Compensatory Restitution Amount.*” The aggregate amount paid or incurred by the Settling Distributors hereunder other than amounts paid as attorneys’ fees and costs or identified pursuant to Section V.B.2 as being used to pay attorneys’ fees, investigation costs or litigation costs.

N. *"Consent Judgment."* A state-specific consent judgment in a form to be agreed by the Settling States and the Settling Distributors prior to the Initial Participation Date that, among other things, (1) approves this Agreement and (2) provides for the release set forth in Section XI.A, including the dismissal with prejudice of any Released Claims that the Settling State has brought against Released Entities.

O. *"Covered Conduct."* Any actual or alleged act, failure to act, negligence, statement, error, omission, breach of any duty, conduct, event, transaction, agreement, misstatement, misleading statement or other activity of any kind whatsoever from the beginning of time through the Reference Date (and any past, present, or future consequence of any such act, failure to act, negligence, statement, error, omission, breach of duty, conduct, event, transaction, agreement, misstatement, misleading statement or other activity) relating in any way to (1) the discovery, development, manufacture, packaging, repackaging, marketing, promotion, advertising, labeling, recall, withdrawal, distribution, delivery, monitoring, reporting, supply, sale, prescribing, dispensing, physical security, warehousing, use or abuse of, or operating procedures relating to, any Product, or any system, plan, policy or advocacy relating to any Product or class of Products, including, but not limited to, any unbranded promotion, marketing, programs, or campaigns relating to any Product or class of Products; (2) the characteristics, properties, risks, or benefits of any Product; (3) the reporting, disclosure, non-reporting or non-disclosure to federal, state or other regulators of orders placed with any Released Entity; or (4) diversion control programs or suspicious order monitoring; *provided, however*, that as to any Claim that a Releasor has brought or could bring, Covered Conduct does not include non-compliance with statutory or administrative supply security standards concerning cleanliness of facilities or stopping counterfeit products, so long as such standards apply to the storage and distribution of both controlled and non-controlled pharmaceuticals.

P. *"Designated State."* New York.

Q. *"Effective Date."* The date sixty (60) calendar days after the Reference Date.

R. *"Enforcement Committee."* A committee consisting of representatives of the Settling States and of the Participating Subdivisions. Exhibit B contains the organizational bylaws of the Enforcement Committee. Notice pursuant to Section XIV.Q shall be provided when there are changes in membership or contact information.

S. *"Final Order."* An order or judgment of a court of competent jurisdiction with respect to the applicable subject matter (1) which has not been reversed or superseded by a modified or amended order, is not currently stayed, and as to which any right to appeal or seek certiorari, review, reargument, stay, or rehearing has expired, and as to which no appeal or petition for certiorari, review, reargument, stay, or rehearing is pending, or (2) as to which an appeal has been taken or petition for certiorari, review, reargument, stay, or rehearing has been filed and (a) such appeal or petition for certiorari, review, reargument, stay, or rehearing has been resolved by the highest court to which the order or judgment was appealed or from which certiorari, review, reargument, stay, or rehearing was sought, or (b) the time to appeal further or seek certiorari, review, reargument, stay, or rehearing has expired and no such further appeal or petition for certiorari, review, reargument, stay, or rehearing is pending.

- T.           *"Global Settlement Abatement Amount."* The abatement amount of \$19,045,384,616.
- U.           *"Global Settlement Amount."* The Global Settlement Amount is \$21 billion, which shall be divided into the Global Settlement Abatement Amount, the Additional Restitution Amount, and the Global Settlement Attorney Fee Amount.
- V.           *"Global Settlement Attorney Fee Amount."* The attorney fee amount of \$1,671,923,077.
- W.           *"Incentive Payment A."* The incentive payment described in Section IV.F.1.
- X.           *"Incentive Payment B."* The incentive payment described in Section IV.F.2.
- Y.           *"Incentive Payment C."* The incentive payment described in Section IV.F.3.
- Z.           *"Incentive Payment D."* The incentive payment described in Section IV.F.4.
- AA.          *"Incentive Payment Final Eligibility Date."* With respect to a Settling State, the date that is the earlier of (1) the fifth Payment Date, (2) the date of completion of opening statements in a trial of any action brought by a Subdivision in that State that includes a Released Claim against a Released Entity when such date is more than two (2) years after the Effective Date, or (3) two (2) years after the Effective Date in the event a trial of an action brought by a Subdivision in that State that includes a Released Claim against a Released Entity began after the Initial Participation Date but before two (2) years after the Effective Date.
- BB.          *"Initial Participating Subdivision."* A Subdivision that meets the requirements set forth in Section VII.D.
- CC.          *"Initial Participation Date."* The date one hundred twenty (120) calendar days after the Preliminary Agreement Date, unless it is extended by written agreement of the Settling Distributors and the Enforcement Committee.
- DD.          *"Injunctive Relief Terms."* The terms described in Section III and set forth in Exhibit P.
- EE.          *"Later Litigating Subdivision."* A Subdivision (or Subdivision official asserting the right of or for the Subdivision to recover for alleged harms to the Subdivision and/or the people thereof) that: (1) first files a lawsuit bringing a Released Claim against a Released Entity after the Trigger Date; or (2) adds a Released Claim against a Released Entity after the Trigger Date to a lawsuit brought before the Trigger Date that, prior to the Trigger Date, did not include any Released Claims against a Released Entity; or (3) (a) was a Litigating Subdivision whose Released Claims against Released Entities were resolved by a legislative Bar or legislative Case-Specific Resolution as of the Trigger Date, (b) such legislative Bar or legislative Case-Specific Resolution is subject to a Revocation Event after the Trigger Date, and (c) the earlier of the date of completion of opening statements in a trial in an action brought by a Subdivision in that State that includes a Released Claim against a Released Entity or one hundred eighty (180) days from the Revocation Event passes without a Bar or Case-Specific

Resolution being implemented as to that Litigating Subdivision or the Litigating Subdivision's Released Claims being dismissed; or (4) (a) was a Litigating Subdivision whose Released Claims against Released Entities were resolved by a judicial Bar or judicial Case-Specific Resolution as of the Trigger Date, (b) such judicial Bar or judicial Case-Specific Resolution is subject to a Revocation Event after the Trigger Date, and (c) such Litigating Subdivision takes any action in its lawsuit asserting a Released Claim against a Released Entity other than seeking a stay or dismissal.

FF. *"Later Participating Subdivision."* A Participating Subdivision that is not an Initial Participating Subdivision, but meets the requirements set forth in Section VII.E.

GG. *"Litigating Subdivision."* A Subdivision (or Subdivision official) that brought any Released Claim against any Released Entity prior to the Trigger Date; *provided, however*, that a Subdivision (or Subdivision official) that is a Prior Litigating Subdivision shall not be considered a Litigating Subdivision. Exhibit C is an agreed list of all Litigating Subdivisions. Exhibit C will be updated (including with any corrections) periodically, and a final version of Exhibit C will be attached hereto as of the Reference Date.

HH. *"National Arbitration Panel."* The panel comprised as described in Section VI.F.2.b.

II. *"National Disputes."* As defined in Section VI.F.2.a.

JJ. *"Net Abatement Amount."* The Global Settlement Abatement Amount as reduced by the Tribal/W. Va. Subdivision Credit.

KK. *"Net Settlement Prepayment Amount."* As defined in Section IV.J.1.

LL. *"Non-Litigating Subdivision."* Any Subdivision that is neither a Litigating Subdivision nor a Later Litigating Subdivision.

MM. *"Non-Participating Subdivision."* Any Subdivision that is not a Participating Subdivision.

NN. *"Non-Party Covered Conduct Claim."* A Claim against any Non-Released Entity involving, arising out of, or related to Covered Conduct (or conduct that would be Covered Conduct if engaged in by a Released Entity).

OO. *"Non-Party Settlement."* A settlement by any Releasor that settles any Non-Party Covered Conduct Claim and includes a release of any Non-Released Entity.

PP. *"Non-Released Entity."* An entity that is not a Released Entity.

QQ. *"Non-Settling State."* Any State that is not a Settling State.

RR. *"Offset Cap."* The per-State dollar amount which the dollar-for-dollar offset described in Section XII.A cannot exceed in a Payment Year, to be calculated by multiplying the

amount of the relevant Annual Payment apportioned to the State and to its Subdivisions for that Payment Year by the percentage for the applicable Participation Tier as set forth in Exhibit D.

SS. “*Opioid Remediation.*” Care, treatment, and other programs and expenditures (including reimbursement for past such programs or expenditures<sup>1</sup> except where this Agreement restricts the use of funds solely to future Opioid Remediation) designed to (1) address the misuse and abuse of opioid products, (2) treat or mitigate opioid use or related disorders, or (3) mitigate other alleged effects of, including on those injured as a result of, the opioid epidemic. Exhibit E provides a non-exhaustive list of expenditures that qualify as being paid for Opioid Remediation. Qualifying expenditures may include reasonable related administrative expenses.

TT. “*Opioid Tax.*” Any tax, assessment, license fee, surcharge or any other fee (other than a fixed prospective excise tax or similar tax or fee that has no restriction on pass-through) imposed by a State on a Settling Distributor on the sale, transfer or distribution of opioid products; *provided, however*, that neither the Excise Tax on sale of Opioids, Article 20-D of New York’s Tax Law nor the Opioid Stewardship Act, Article 33, Title 2-A of New York’s Public Health Law shall be considered an Opioid Tax for purposes of this Agreement.

UU. “*Overall Allocation Percentage.*” A Settling State’s percentage as set forth in Exhibit F. The aggregate Overall Allocation Percentages of all States (including Settling States and Non-Settling States) shall equal one hundred percent (100%).

VV. “*Participating Subdivision.*” Any Subdivision that meets the requirements for becoming a Participating Subdivision under Section VII.B and Section VII.C. Participating Subdivisions include both Initial Participating Subdivisions and Later Participating Subdivisions.

WW. “*Participation Tier.*” The level of participation in this Agreement as determined pursuant to Section VIII.C using the criteria set forth in Exhibit H.

XX. “*Parties.*” The Settling Distributors and the Settling States (each, a “*Party*”).

YY. “*Payment Date.*” The date on which the Settling Distributors make the Annual Payment pursuant to Section IV.B.

ZZ. “*Payment Year.*” The calendar year during which the applicable Annual Payment is due pursuant to Section IV.B. Payment Year 1 is 2021, Payment Year 2 is 2022 and so forth. References to payment “*for a Payment Year*” mean the Annual Payment due during that year. References to eligibility “*for a Payment Year*” mean eligibility in connection with the Annual Payment due during that year.

AAA. “*Preliminary Agreement Date.*” The date on which the Settling Distributors are to inform the Settling States of their determination whether the condition in Section II.B has been satisfied. The Preliminary Agreement Date shall be no more than fourteen (14) calendar days after the end of the notice period to States, unless it is extended by written agreement of the Settling Distributors and the Enforcement Committee.

---

<sup>1</sup> Reimbursement includes amounts paid to any governmental entities for past expenditures or programs.

BBB. *"Prepayment Notice."* As defined in Section IV.J.1.

CCC. *"Primary Subdivision."* A Subdivision that is a General Purpose Government (including, but not limited to, a municipality, county, county subdivision, city, town, township, parish, village, borough, gore, or any other entities that provide municipal-type government) with population over 10,000; *provided, however*, that as used in connection with Incentive Payment C, the population threshold is 30,000. Attached as Exhibit I is an agreed list of the Primary Subdivisions in each State.

DDD. *"Prior Litigating Subdivision"* A Subdivision (or Subdivision official) that brought any Released Claim against any Released Entity prior to the Trigger Date and all such Released Claims were separately settled or finally adjudicated prior to the Trigger Date; *provided, however*, that if the final adjudication was pursuant to a Bar, such Subdivision shall not be considered a Prior Litigating Subdivision. Notwithstanding the prior sentence, the Settling Distributors and the Settling State of the relevant Subdivision may agree in writing that the Subdivision shall not be considered a Prior Litigating Subdivision.

EEE. *"Product."* Any chemical substance, whether used for medicinal or non-medicinal purposes, and whether natural, synthetic, or semi-synthetic, or any finished pharmaceutical product made from or with such substance, that is: (1) an opioid or opiate, as well as any product containing any such substance; or (2) benzodiazepine, carisoprodol, or gabapentin; or (3) a combination or "cocktail" of chemical substances prescribed, sold, bought, or dispensed to be used together that includes opioids or opiates. "Product" shall include, but is not limited to, any substance consisting of or containing buprenorphine, codeine, fentanyl, hydrocodone, hydromorphone, meperidine, methadone, morphine, oxycodone, oxymorphone, tapentadol, tramadol, opium, heroin, carfentanil, diazepam, estazolam, quazepam, alprazolam, clonazepam, oxazepam, flurazepam, triazolam, temazepam, midazolam, carisoprodol, gabapentin, or any variant of these substances or any similar substance. Notwithstanding the foregoing, nothing in this section prohibits a Settling State from taking administrative or regulatory action related to benzodiazepine (including, but not limited to, diazepam, estazolam, quazepam, alprazolam, clonazepam, oxazepam, flurazepam, triazolam, temazepam, and midazolam), carisoprodol, or gabapentin that is wholly independent from the use of such drugs in combination with opioids, *provided* such action does not seek money (including abatement and/or remediation) for conduct prior to the Effective Date.

FFF. *"Reference Date."* The date on which the Settling Distributors are to inform the Settling States of their determination whether the condition in Section VIII has been satisfied. The Reference Date shall be no later than thirty (30) calendar days after the Initial Participation Date, unless it is extended by written agreement of the Settling Distributors and the Enforcement Committee.

GGG. *"Released Claims."* Any and all Claims that directly or indirectly are based on, arise out of, or in any way relate to or concern the Covered Conduct occurring prior to the Reference Date. Without limiting the foregoing, Released Claims include any Claims that have been asserted against a Settling Distributor by any Settling State or Litigating Subdivision in any federal, state, or local action or proceeding (whether judicial, arbitral, or administrative) based on, arising out of, or relating to, in whole or in part, the Covered Conduct, or any such Claims



that could be or could have been asserted now or in the future in those actions or in any comparable action or proceeding brought by a State, Subdivision, or Releasor (whether or not such State, Subdivision, or Releasor has brought such action or proceeding). Released Claims also include all Claims asserted in any proceeding to be dismissed pursuant to this Agreement, whether or not such claims relate to Covered Conduct. The Parties intend that this term, "Released Claims," be interpreted broadly. This Agreement does not release Claims by private individuals. It is the intent of the Parties that Claims by private individuals be treated in accordance with applicable law. Released Claims is also used herein to describe claims brought by a Later Litigating Subdivision or other non-party Subdivision that would have been Released Claims if they had been brought by a Releasor against a Released Entity.

HHH. *"Released Entities."* With respect to Released Claims, the Settling Distributors and (1) all past and present subsidiaries, divisions, predecessors, successors, and assigns (in each case, whether direct or indirect) of each Settling Distributor; (2) all past and present subsidiaries and divisions (in each case, whether direct or indirect) of any entity described in subsection (1); (3) the respective past and present officers, directors, members, trustees, and employees of any of the foregoing (each for actions that occurred during and related to their work for, or employment with, any of the Settling Distributors or the foregoing entities); (4) all past and present joint ventures (whether direct or indirect) of each Settling Distributor or its subsidiaries, including in any Settling Distributor or subsidiary's capacity as a participating member in such joint venture; (5) all direct or indirect parents and shareholders of the Settling Distributors (solely in their capacity as parents or shareholders of the applicable Settling Distributor with respect to Covered Conduct); and (6) any insurer of any Settling Distributor or any person or entity otherwise described in subsections (1)-(5) (solely in its role as insurer of such person or entity and subject to the last sentence of Section XI.C). Any person or entity described in subsections (3)-(6) shall be a Released Entity solely in the capacity described in such clause and shall not be a Released Entity with respect to its conduct in any other capacity. For the avoidance of doubt, CVS Health Corp., Walgreens Boots Alliance, Inc., and Walmart Inc. (collectively, the "*Pharmacies*") are not Released Entities, nor are their direct or indirect past or present subsidiaries, divisions, predecessors, successors, assigns, joint ventures, shareholders, officers, directors, members, trustees, or employees (shareholders, officers, directors, members, trustees, and employees for actions related to their work for, employment with, or involvement with the Pharmacies) Released Entities. Notwithstanding the prior sentence, any joint venture or past or present subsidiary of a Settling Distributor is a Released Entity, including any joint venture between a Settling Distributor or any Settling Distributor's subsidiary and a Pharmacy (or any subsidiary of a Pharmacy); *provided, however*, that any joint venture partner of a Settling Distributor or a Settling Distributor's subsidiary is not a Released Entity unless it falls within subsections (1)-(6) above. Lists of Settling Distributors' subsidiaries, joint ventures, and predecessor entities are appended to this Agreement as Exhibit J. With respect to joint ventures (including predecessor entities), only entities listed on Exhibit J are Released Entities. With respect to wholly-owned subsidiaries (including predecessor entities), Exhibit J represents a good faith effort by the Settling Distributors to list all such entities, but any and all wholly-owned subsidiaries (including predecessor entities) of any Settling Distributor are Released Entities, whether or not they are listed on Exhibit J. For the avoidance of doubt, any entity acquired, or joint venture entered into, by a Settling Distributor after the Reference Date is not a Released Entity.

III. “*Releasors.*” With respect to Released Claims, (1) each Settling State; (2) each Participating Subdivision; and (3) without limitation and to the maximum extent of the power of each Settling State’s Attorney General and/or Participating Subdivision to release Claims, (a) the Settling State’s and Participating Subdivision’s departments, agencies, divisions, boards, commissions, Subdivisions, districts, instrumentalities of any kind and attorneys, including its Attorney General, and any person in his or her official capacity whether elected or appointed to serve any of the foregoing and any agency, person, or other entity claiming by or through any of the foregoing, (b) any public entities, public instrumentalities, public educational institutions, unincorporated districts, fire districts, irrigation districts, and other Special Districts in a Settling State, and (c) any person or entity acting in a *parens patriae*, sovereign, quasi-sovereign, private attorney general, *qui tam*, taxpayer, or other capacity seeking relief on behalf of or generally applicable to the general public with respect to a Settling State or Subdivision in a Settling State, whether or not any of them participate in this Agreement. The inclusion of a specific reference to a type of entity in this definition shall not be construed as meaning that the entity is not a Subdivision. Each Settling State’s Attorney General represents that he or she has or has obtained (or will obtain no later than the Initial Participation Date) the authority set forth in Section XI.G. In addition to being a Releasor as provided herein, a Participating Subdivision shall also provide the Subdivision Settlement Participation Form referenced in Section VII providing for a release to the fullest extent of the Participating Subdivision’s authority.

JJJ. “*Revocation Event.*” With respect to a Bar, Settlement Class Resolution, or Case-Specific Resolution, a revocation, rescission, reversal, overruling, or interpretation that in any way limits the effect of such Bar, Settlement Class Resolution, or Case-Specific Resolution on Released Claims, or any other action or event that otherwise deprives the Bar, Settlement Class Resolution, or Case-Specific Resolution of force or effect in any material respect.

KKK. “*Settlement Class Resolution.*” A class action resolution in a court of competent jurisdiction in a Settling State (that is not successfully removed to federal court) with respect to a class of Subdivisions in that State that (1) conforms with that Settling State’s statutes, case law, and rules of procedure regarding class actions; (2) is approved and entered as an order of a court of competent jurisdiction in that State and such order has become a Final Order; (3) is binding on all Non-Participating Subdivisions in that State (other than opt outs as permitted under the next sentence); (4) provides that all such Non-Participating Subdivisions may not bring any Released Claims against any Released Entities, whether on the ground of this Agreement (or the releases herein) or otherwise; and (5) does not impose any costs or obligations on Settling Distributors other than those provided for in this Agreement, or contain any provision inconsistent with any provision of this Agreement. If applicable state law requires that opt-out rights be afforded to members of the class, a class action resolution otherwise meeting the foregoing requirements shall qualify as a Settlement Class Resolution unless Subdivisions collectively representing more than one percent (1%) of the total population of that State opt out. In seeking certification of any Settlement Class, the applicable State and Participating Subdivisions shall make clear that certification is sought solely for settlement purposes and shall have no applicability beyond approval of the settlement for which certification is sought. Nothing in this Agreement constitutes an admission by any Party that class certification would be appropriate for litigation purposes in any case or for purposes unrelated to this Agreement.

LLL. “*Settlement Fund.*” The interest-bearing fund established pursuant to this Agreement into which the Annual Payments are made under Section IV.

MMM. “*Settlement Fund Administrator.*” The entity that annually determines the Annual Payment (including calculating Incentive Payments pursuant to Section IV and any amounts subject to suspension, offset, or reduction pursuant to Section XII and Section XIII), annually determines the Participation Tier pursuant to Section VIII.C, administers the Settlement Fund, and distributes amounts into the Abatement Accounts Fund, State Fund, and Subdivision Fund pursuant to this Agreement. The duties of the Settlement Fund Administrator shall be governed by this Agreement. Prior to the Initial Participation Date, the Settling Distributors and the Enforcement Committee shall agree to selection and removal processes for and the identity of the Settlement Fund Administrator, and a detailed description of the Settlement Fund Administrator’s duties and responsibilities, including a detailed mechanism for paying the Settlement Fund Administrator’s fees and costs, all of which shall be appended to the Agreement as Exhibit L.

NNN. “*Settlement Fund Escrow.*” The interest-bearing escrow fund established pursuant to this Agreement to hold disputed or suspended payments made under this Agreement, and to hold the first Annual Payment until the Effective Date.

OOO. “*Settlement Payment Schedule.*” The schedule attached to this Agreement as Exhibit M.

PPP. “*Settlement Prepayment.*” As defined in Section IV.J.1.

QQQ. “*Settlement Prepayment Reduction Schedule.*” As defined in Section IV.J.1.

RRR. “*Settling Distributors.*” McKesson Corporation, Cardinal Health, Inc., and AmerisourceBergen Corporation (each, a “*Settling Distributor*”).

SSS. “*Settling State.*” A State that has entered into this Agreement with all Settling Distributors and delivers executed releases in accordance with Section VIII.A.

TTT. “*State.*” With the exception of West Virginia, which has addressed its claims separately and is excluded from participation in this Agreement, the states, commonwealths, and territories of the United States of America, as well as the District of Columbia. The 55 States are listed in Exhibit F. Additionally, the use of non-capitalized “state” to describe something (*e.g.*, “state court”) shall also be read to include parallel entities in commonwealths, territories, and the District of Columbia (*e.g.*, “territorial court”).

UUU. “*State Fund.*” The component of the Settlement Fund described in Section V.C.

VVV. “*State-Subdivision Agreement.*” An agreement that a Settling State reaches with the Subdivisions in that State regarding the allocation, distribution, and/or use of funds allocated to that State and to its Subdivisions. A State-Subdivision Agreement shall be effective if approved pursuant to the provisions of Exhibit Q or if adopted by statute. Preexisting agreements addressing funds other than those allocated pursuant to this Agreement shall qualify

if the approval requirements of Exhibit O are met. A State and its Subdivisions may revise a State-Subdivision Agreement if approved pursuant to the provisions of Exhibit O, or if such revision is adopted by statute.

WWW. “*Statutory Trust.*” A trust fund established by state law to receive funds allocated to a Settling State’s Abatement Accounts Fund and restrict any expenditures made using funds from such Settling State’s Abatement Accounts Fund to Opioid Remediation, subject to reasonable administrative expenses. A State may give a Statutory Trust authority to allocate one (1) or more of the three (3) types of funds comprising such State’s Settlement Fund, but this is not required.

XXX. “*Subdivision.*” Any (1) General Purpose Government (including, but not limited to, a municipality, county, county subdivision, city, town, township, parish, village, borough, gore, or any other entities that provide municipal-type government), School District, or Special District within a State, and (2) any other subdivision or subdivision official or sub-entity of or located within a State (whether political, geographical or otherwise, whether functioning or non-functioning, regardless of population overlap, and including, but not limited to, Nonfunctioning Governmental Units and public institutions) that has filed a lawsuit that includes a Released Claim against a Released Entity in a direct, *parens patriae*, or any other capacity. “General Purpose Government,” “School District,” and “Special District” shall correspond to the “five basic types of local governments” recognized by the U.S. Census Bureau and match the 2017 list of Governmental Units.<sup>2</sup> The three (3) General Purpose Governments are county, municipal, and township governments; the two (2) special purpose governments are School Districts and Special Districts.<sup>3</sup> “Fire District,” “Health District,” “Hospital District,” and “Library District” shall correspond to categories of Special Districts recognized by the U.S. Census Bureau.<sup>4</sup> References to a State’s Subdivisions or to a Subdivision “in,” “of,” or “within” a State include Subdivisions located within the State even if they are not formally or legally a sub-entity of the State; *provided, however*, that a “Health District” that includes any of the following words or phrases in its name shall not be considered a Subdivision: mosquito, pest, insect, spray, vector, animal, air quality, air pollution, clean air, coastal water, tuberculosis, and sanitary.

YYY. “*Subdivision Allocation Percentage.*” The portion of a Settling State’s Subdivision Fund set forth in Exhibit G that a Subdivision will receive pursuant to Section V.C or Section V.D if it becomes a Participating Subdivision. The aggregate Subdivision Allocation

---

<sup>2</sup> <https://www.census.gov/data/datasets/2017/econ/gus/public-use-files.html>

<sup>3</sup> E.g., U.S. Census Bureau, “Technical Documentation: 2017 Public Use Files for State and Local Government Organization” at 7 (noting that “the Census Bureau recognizes five basic types of local governments,” that three of those are “general purpose governments” (county governments, municipal governments, and township governments), and that the other two are “school district and special district governments”), [https://www2.census.gov/programs-surveys/gus/datasets/2017/2017\\_gov\\_org\\_meth\\_tech\\_doc.pdf](https://www2.census.gov/programs-surveys/gus/datasets/2017/2017_gov_org_meth_tech_doc.pdf).

<sup>4</sup> A list of 2017 Government Units provided by the Census Bureau identifies 38,542 Special Districts and categorizes them by “FUNCTION\_NAME.” “Govt\_Units\_2017\_Final” spreadsheet, “Special District” sheet, included in “Independent Governments - list of governments with reference information,” <https://www.census.gov/data/datasets/2017/econ/gus/public-use-files.html>. As used herein, “Fire District” corresponds to Special District function name “24 – Local Fire Protection,” “Health District” corresponds to Special District function name “32 – Health,” “Hospital District” corresponds to Special District function name “40 – Hospitals,” and “Library District” corresponds to Special District function name “52 – Libraries.” See *id.*

Percentage of all Subdivisions receiving a Subdivision Allocation Percentage in each State shall equal one hundred percent (100%). Immediately upon the effectiveness of any State-Subdivision Agreement, Allocation Statute, Statutory Trust, or voluntary redistribution allowed by Section V.D.3 (or upon the effectiveness of an amendment to any State-Subdivision Agreement, Allocation Statute, Statutory Trust, or voluntary redistribution allowed by Section V.D.3) that addresses allocation from the Subdivision Fund, or upon any, whether before or after the Initial Participation Date, Exhibit G will automatically be amended to reflect the allocation from the Subdivision Fund pursuant to the State-Subdivision Agreement, Allocation Statute, Statutory Trust, or voluntary redistribution allowed by Section V.D.3. The Subdivision Allocation Percentages contained in Exhibit G may not change once notice is distributed pursuant to Section VII.A, except upon the effectiveness of any State-Subdivision Agreement, Allocation Statute, Statutory Trust, or voluntary redistribution allowed by Section V.D.3 (or upon the effectiveness of an amendment to any State-Subdivision Agreement, Allocation Statute, Statutory Trust, or voluntary redistribution allowed by Section V.D.3) that addresses allocation from the Subdivision Fund. For the avoidance of doubt, no Subdivision not listed on Exhibit G shall receive an allocation from the Subdivision Fund and no provision of this Agreement shall be interpreted to create such an entitlement.

ZZZ. “*Subdivision Fund.*” The component of the Settlement Fund described in Section V.C.

AAAA. “*Subdivision Settlement Participation Form.*” The form attached as Exhibit K that Participating Subdivisions must execute and return to the Settlement Fund Administrator.

BBBB. “*Suspension Amount.*” The amount calculated as follows: the per capita amount corresponding to the applicable Participation Tier as set forth in Exhibit D multiplied by the population of the Later Litigating Subdivision.

CCCC. “*Suspension Cap.*” The amount calculated as follows: the suspension percentage corresponding to the applicable Participation Tier as set forth in Exhibit D multiplied by the amount of the relevant Annual Payment apportioned to the State of the Later Litigating Subdivision and to Subdivisions in that State in each year of the suspension.

DDDD. “*Suspension Deadline.*” With respect to a lawsuit filed by a Later Litigating Subdivision asserting a Released Claim, the deadline set forth in Exhibit D corresponding to the applicable Participation Tier.

EEEE. “*Threshold Motion.*” A motion to dismiss or equivalent dispositive motion made at the outset of litigation under applicable procedure. A Threshold Motion must include as potential grounds for dismissal any applicable Bar or the relevant release by a Settling State or Participating Subdivision provided under this Agreement and, where appropriate under applicable law, any applicable limitations defense.

FFFF. “*Tribal/W. Va. Subdivision Credit.*” The Tribal/W. Va. Subdivision Credit shall equal 2.58% of the Global Settlement Abatement Amount.

GGGG. “*Trigger Date.*” In the case of a Primary Subdivision, the Reference Date. In the case of all other Subdivisions, the Preliminary Agreement Date.

## **II. Participation by States and Condition to Preliminary Agreement**

A. *Notice to States.* On July 22, 2021 this Agreement shall be distributed to all States. The States' Attorneys General shall then have a period of thirty (30) calendar days to decide whether to become Settling States. States that determine to become Settling States shall so notify the National Association of Attorneys General and Settling Distributors and shall further commit to obtaining any necessary additional State releases prior to the Reference Date. This notice period may be extended by written agreement of the Settling Distributors and the Enforcement Committee.

B. *Condition to Preliminary Agreement.* Following the notice period set forth in Section II.A above, the Settling Distributors shall determine on or before the Preliminary Agreement Date whether, in their sole discretion, enough States have agreed to become Settling States to proceed with notice to Subdivisions as set forth in Section VII below. If the Settling Distributors determine that this condition has been satisfied, and that notice to the Litigating Subdivisions should proceed, they will so notify the Settling States by providing notice to the Enforcement Committee and Settlement Fund Administrator on the Preliminary Agreement Date. If the Settling Distributors determine that this condition has not been satisfied, they will so notify the Settling States by providing notice to the Enforcement Committee and Settlement Fund Administrator, and this Agreement will have no further effect and all releases and other commitments or obligations contained herein will be void.

C. *Later Joinder by States.* After the Preliminary Agreement Date, a State may only become a Settling State with the consent of the Settling Distributors, in their sole discretion. If a State becomes a Settling State more than sixty (60) calendar days after the Preliminary Agreement Date, but on or before January 1, 2022, the Subdivisions in that State that become Participating Subdivisions within ninety (90) calendar days of the State becoming a Settling State shall be considered Initial Participating Subdivisions. A State may not become a Settling State after January 1, 2022.

D. *Litigation Activity.* Following the Preliminary Agreement Date, States that determine to become Settling States shall make best efforts to cease litigation activity against Settling Distributors, including by jointly seeking stays or severance of claim against the Settling Distributors, where feasible, and otherwise to minimize such activity by means of agreed deadline extensions and agreed postponement of depositions, document productions, and motion practice if a motion to stay or sever is not feasible or is denied.

## **III. Injunctive Relief**

A. *Injunctive Relief.* As part of the Consent Judgment, the Parties agree to the entry of the injunctive relief terms attached in Exhibit P.

## **IV. Settlement Payments**

A. *Settlement Fund.* All payments under this Section IV shall be made into the Settlement Fund, except that, where specified, they shall be made into the Settlement Fund Escrow. The Settlement Fund shall be allocated and used only as specified in Section V.

B. *Annual Payments.* The Settling Distributors shall make eighteen (18) Annual Payments, each comprised of base and incentive payments as provided in this Section IV, as well as fifty percent (50%) of the amount of any Settlement Fund Administrator costs and fees that exceed the available interest accrued in the Settlement Fund as provided in Section V.C.5, and as determined by the Settlement Fund Administrator as set forth in this Agreement.

1. All data relevant to the determination of the Annual Payment and allocations to Settling States and their Participating Subdivisions listed on Exhibit G shall be submitted to the Settlement Fund Administrator no later than sixty (60) calendar days prior to the Payment Date for each Annual Payment. The Settlement Fund Administrator shall then determine the Annual Payment, the amount to be paid to each Settling State and its Participating Subdivisions included on Exhibit G, and the amount of any Settlement Fund Administrator costs and fees, all consistent with the provisions in Exhibit L, by:

- a. determining, for each Settling State, the amount of base and incentive payments to which the State is entitled by applying the criteria under Section IV.D, Section IV.E, and Section IV.F;
- b. applying any suspensions, offsets, or reductions as specified under Section IV, Section XII, and Section XIII;
- c. applying any adjustment required as a result of prepayment or significant financial constraint, as specified under Section IV.J and Section IV.K;
- d. determining the amount of any Settlement Fund Administrator costs and fees that exceed the available interest accrued in the Settlement Fund, as well as the amounts, if any, of such costs and fees owed by Settling Distributors and out of the Settlement Fund pursuant to Section V.C.5;
- e. determining the total amount owed by Settling Distributors (including any amounts to be held in the Settlement Fund Escrow pending resolution of a case by a Later Litigating Subdivision as described in Section XII) to all Settling States and the Participating Subdivisions listed on Exhibit G; and
- f. the Settlement Fund Administrator shall then allocate, after subtracting the portion of any Settlement Fund Administrator costs and fees owed out of funds from the Settlement Fund pursuant to Section V.C.5, the Annual Payment pursuant to Section V.C and Section V.D among the Settling States, among the separate types of funds for each Settling State (if applicable), and among the Participating Subdivisions listed on Exhibit G.

2. The Settlement Fund Administrator shall also apply the allocation percentages set forth in Section IV.I and determine for each Settling Distributor the amount of its allocable share of the Annual Payment. For the avoidance of doubt, each Settling Distributor's liability for its share of the Annual Payment is several, and not joint.

3. As soon as possible, but no later than fifty (50) calendar days prior to the Payment Date for each Annual Payment and following the determination described in Section IV.B.1 and Section IV.B.2, the Settlement Fund Administrator shall give notice to the Settling Distributors, the Settling States, and the Enforcement Committee of the amount of the Annual Payment (including the amount of the Settlement Fund to be allocated to the Settlement Fund Administrator in costs and fees pursuant to Section V.C.5), the amount to be received by each Settling State, the amount to be received by the separate types of funds for each Settling State (if applicable), and the amount to be received by each Settling State's Participating Subdivisions listed on Exhibit G. The Settlement Fund Administrator shall also give notice to each Settling Distributor of the amount of its allocable share of the Annual Payment, including its allocable share of the amount of any Settlement Fund Administrator costs and fees that exceed the available interest accrued in the Settlement Fund pursuant to Section V.C.5.

4. Within twenty-one (21) calendar days of the notice provided by the Settlement Fund Administrator, any party may dispute, in writing, the calculation of the Annual Payment (including the amount allocated for Settlement Fund Administrator costs and fees), or the amount to be received by a Settling State and/or its Participating Subdivisions listed on Exhibit G. Such disputing party must provide a written notice of dispute to the Settlement Fund Administrator, the Enforcement Committee, any affected Settling State, and the Settling Distributors identifying the nature of the dispute, the amount of money that is disputed, and the Settling State(s) affected.

5. Within twenty-one (21) calendar days of the sending of a written notice of dispute, any affected party may submit a response, in writing, to the Settlement Fund Administrator, the Enforcement Committee, any affected Settling State, and the Settling Distributors identifying the basis for disagreement with the notice of dispute.

6. If no response is filed, the Settlement Fund Administrator shall adjust the amount calculated consistent with the written notice of dispute, and each Settling Distributor shall pay its allocable share of the adjusted amount, collectively totaling that year's Annual Payment, on the Payment Date. If a written response to the written notice of dispute is timely sent to the Settlement Fund Administrator, the Settlement Fund Administrator shall notify the Settling Distributors of the preliminary amount to be paid, which shall be the greater of the amount originally calculated by the Settling Administrator or the amount that would be consistent with the notice of dispute, *provided, however*, that in no circumstances shall the preliminary amount to be paid be higher than the maximum amount of Base and Incentive Payments A and D for that Payment Year as set forth on Exhibit M. For the avoidance of doubt, a transfer of suspended payments from the Settlement Fund Escrow pursuant to Section XII.A.2 does not count toward determining whether the amount to be paid is higher than the maximum amount of Base and Incentive Payments A and D for that Payment Year as set forth on Exhibit M.

7. The Settlement Fund Administrator shall place any disputed amount of the preliminary amount paid by the Settling Distributors into the Settlement Fund Escrow and shall disburse any undisputed amount to each Settling State and its Participating



Subdivisions listed on Exhibit G within fifteen (15) calendar days of the Payment Date or at such later time as directed by each Settling State.

8. Disputes described in this subsection shall be resolved in accordance with the terms of Section VI.F.

9. For the avoidance of doubt, no Subdivision not listed on Exhibit G shall receive an allocation from the Subdivision Fund and no provision of this Agreement shall be interpreted to create such an entitlement.

C. *Procedure for Annual Payment in Payment Years 1 and 2.* The process described in Section IV.B shall not apply to Payment Years 1 and 2. The procedure in lieu of Section IV.B.1 for Payment Years 1 and 2 is as set forth below:

1. The Payment Date for Payment Year 1 is September 30, 2021. *Provided* that the condition set forth in Section II.B has been satisfied, on or before such date, the Settling Distributors shall pay into the Settlement Fund Escrow the total amount of the base payment, Incentive Payment A for the Settling States (the amount specified in Exhibit M for Payment Year 1 reduced by the allocable share of any Non-Settling States), and the Settling Distributors' allocable share of the amount of any Settlement Fund Administrator costs and fees that exceed the available interest accrued in the Settlement Fund pursuant to Section V.C.5. In the event that, in accordance with the terms of Section VIII.A, the Settling Distributors determine not to proceed with the Settlement, or the Settlement does not become effective for any other reason, the funds held in the Settlement Fund Escrow shall immediately revert to the Settling Distributors. If the condition set forth in Section VIII.A is met, the Settlement Fund Administrator shall allocate the Annual Payment, after subtracting the portion of Settlement Fund Administrator costs and fees owed out of funds from the Settlement Fund pursuant to Section V.C.5, pursuant to Section V.C and Section V.D among the Settling States and their Participating Subdivisions listed on Exhibit G. The portion of any Settlement Fund Administrator costs and fees owed out of funds from the Settlement Fund pursuant to Section V.C.5 shall be available to the Settlement Fund Administrator for the payment of such costs and fees immediately. The remainder of the Annual Payment for Payment Year 1 shall be transferred by the Settlement Fund Administrator on the Effective Date from the Settlement Fund Escrow to the Settlement Fund and then to each Settling State and to its Initial Participating Subdivisions included on Exhibit G; *provided, however*, that for any Settling State where the Consent Judgment has not been entered as of the Effective Date, the funds allocable to that Settling State and its Participating Subdivisions included on Exhibit G shall not be transferred from the Settlement Fund Escrow or disbursed until ten (10) calendar days after the entry of the Consent Judgment in that State; and, *provided, further*, the Settlement Fund Administrator shall leave in the Settlement Fund Escrow funds allocated to Subdivisions included on Exhibit G that are not Initial Participating Subdivisions. Should such a Subdivision become a Participating Subdivision between the Initial Participation Date and the Effective Date, the allocation for such Participating Subdivision shall be transferred to the Settlement Fund and paid to the Participating Subdivision at the same time as Initial Participating Subdivisions in that State are paid.

2. The Payment Date for Payment Year 2 is July 15, 2022. On or before such date, the Settling Distributors shall pay into the Settlement Fund the total amount of the base payment, Incentive Payment A for the Settling States (the amount specified in Exhibit M for Payment Year 2 reduced by the allocable share of any Non-Settling States), and the Settling Distributors' allocable share of the amount of any Settlement Fund Administrator costs and fees that exceed the available interest accrued in the Settlement Fund pursuant to Section V.C.5. The portion of any Settlement Fund Administrator costs and fees owed out of funds from the Settlement Fund pursuant to Section V.C.5 shall be available to the Settlement Fund Administrator for the payment of such costs and fees immediately. The Settlement Fund Administrator shall disburse the remaining amounts to each Settling State and to its Participating Subdivisions included on Exhibit G within fifteen (15) calendar days of the Payment Date or at such later time as directed by each Settling State. If a Settling State enacts a legislative Bar after the Initial Participation Date, but before July 15, 2022, a Subdivision that meets the requirements for becoming a Participating Subdivision under Section VII prior to July 15, 2022 (but was not an Initial Participating Subdivision) shall be eligible to receive its allocated share (if any) for Payment Year 2, and it shall also receive any amounts allocated to it for Payment Year 1 from the Settlement Fund Escrow.

3. Any amounts remaining in the Settlement Fund Escrow for allocations to Subdivisions listed on Exhibit G that have not become Participating Subdivisions after all payments for Payment Year 2 are disbursed shall be transferred to the Settlement Fund and disbursed to the appropriate sub-funds in each Settling State pursuant to Section V.D.5.

4. Any disputes as to the allocation of the Annual Payments in Payment Years 1 and 2 shall be resolved pursuant to the process set forth in Section IV.B.3 through Section IV.B.8, except that in Payment Year 1, the Settlement Fund Administrator shall have until ten (10) calendar days after the Initial Participation Date to give notice of the amount to be received by each Settling State, the amount to be received by the separate types of funds for each Settling State (if applicable), and the amount to be received by each Initial Participating Subdivision in the Settling States that is listed on Exhibit G.

D. *Payment Date for Subsequent Payment Years.* The Payment Date for Payment Year 3 and successive Payment Years is July 15 of the third and successive years and the Annual Payment shall be made pursuant to the process set forth in Section IV.B, except that, with respect to Payment Year 3, Settling States shall have up to the Payment Date to become eligible for Incentive Payment A and thus avoid the reductions set forth in Section XIII. If a Settling State enacts a Bar less than sixty (60) calendar days before the Payment Date for Payment Year 3, each Settling Distributor shall pay, within thirty (30) calendar days of the Payment Year 3 Payment Date, its allocable share, pursuant to Section IV.I, of the difference between the Annual Payment as calculated by the Settlement Fund Administrator and the amount that would have been owed had the Settlement Fund Administrator taken the Bar into account.

E. *Base Payments.* Subject to the suspension, reduction, and offset provisions set forth in Section XII and Section XIII, the Settling Distributors shall collectively make base

payments equal to fifty-five percent (55%) of the Net Abatement Amount multiplied by the aggregate Overall Allocation Percentage of the Settling States. These payments will be due in installments consistent with Exhibit M over the eighteen (18) Payment Years and as adjusted by the Settlement Fund Administrator pursuant to the provisions in Section IV, Section XII, and Section XIII.

F. *Incentive Payments.* Subject to the suspension, offset, and reduction provisions set forth in Section XII and Section XIII, the Settling Distributors shall collectively make potential additional incentive payments totaling up to a maximum of forty-five percent (45%) of the Net Abatement Amount multiplied by the aggregate Overall Allocation Percentage of the Settling States, with the actual amount depending on whether and the extent to which the criteria set forth below are met in each Settling State. The incentive payments shall be divided among four (4) categories, referred to as Incentive Payments A-D. Incentive Payments A-C will be due in installments over the eighteen (18) Payment Years, and Incentive Payment D will be due in installments over thirteen (13) years beginning with Payment Year 6. The total amount of incentive payments in an Annual Payment shall be the sum of the incentive payments for which individual Settling States are eligible for that Payment Year under the criteria set forth below. The incentive payments shall be made with respect to a specific Settling State based on its eligibility for that year under the criteria set forth below.

1. Incentive Payment A. Incentive Payment A shall be equal to forty percent (40%) of the Net Abatement Amount multiplied by the aggregate Overall Allocation Percentage of the Settling States, provided all Settling States satisfy the requirements of Incentive Payment A. Incentive Payment A will be due to a Settling State as part of the Annual Payment in each of the eighteen (18) Payment Years that a Settling State is eligible for Incentive Payment A and shall equal a total potential maximum of \$7,421,605,477 if all States are eligible for all eighteen (18) Payment Years. Each Settling State's share of Incentive Payment A in a given year, *provided* that Settling State is eligible, shall equal the total maximum amount available for Incentive Payment A for that year as reflected in Exhibit M times the Settling State's Overall Allocation Percentage. Eligibility for Incentive Payment A is as follows:

a. For the Payment Years 1 and 2, all Settling States are deemed eligible for Incentive Payment A.

b. For each Payment Year other than Payment Years 1 and 2, a Settling State is eligible for Incentive Payment A if, as of sixty (60) calendar days prior to the Payment Date (except that in Payment Year 3, this date is as of the Payment Date), (i) there is a Bar in that State in full force and effect, (ii) there is a Settlement Class Resolution in that State in full force and effect, (iii) the Released Claims of all of the following entities are released through the execution of Subdivision Settlement Participation Forms, or there is a Case-Specific Resolution against such entities: all Primary Subdivisions, Litigating Subdivisions, School Districts with a K-12 student enrollment of at least 25,000 or .10% of a State's population, whichever is greater, and Health Districts and Hospital Districts that have at least one hundred twenty-five (125) hospital beds in one or more hospitals rendering services in that district; or (iv) a combination of

the actions in clauses (i)-(iii) has achieved the same level of resolution of Claims by Subdivisions (*e.g.*, a Bar against future litigation combined with full joinder by Litigating Subdivisions). For the avoidance of doubt, subsection (iv) cannot be satisfied unless all Litigating Subdivisions are Participating Subdivisions or there is a Case-Specific Resolution against any such Subdivisions that are not Participating Subdivisions. The Settling Distributors and the Enforcement Committee shall meet and confer in order to agree on data sources for purposes of this Section prior to the Preliminary Agreement Date.

c. Notwithstanding Section IV.F.1.b, for each Payment Year other than Payment Years 1 and 2, a Settling State that is not eligible for Incentive Payment A as of the Incentive Payment Final Eligibility Date shall not be eligible for Incentive Payment A for that Payment Year or any subsequent Payment Years.

d. If the Settling Distributors made a payment under Incentive Payment A solely on the basis of a Bar or Settlement Class Resolution in a Settling State and that Bar or Settlement Class Resolution is subsequently removed, revoked, rescinded, reversed, overruled, interpreted in a manner to limit the scope of the release, or otherwise deprived of force or effect in any material respect, that Settling State shall not be eligible for Incentive Payment A thereafter, unless the State requalifies for Incentive Payment A through any method pursuant to Section IV.F.1.b, in which case the Settling State shall be eligible for Incentive Payment A less any litigation fees and costs incurred by Settling Distributor in the interim, except that, if the re-imposition occurs after the completion of opening statements in a trial involving a Released Claim, the Settling State shall not be eligible for Incentive Payment A (unless this exception is waived by the Settling Distributors).

e. In determining the amount of Incentive Payment A that Settling Distributors will pay in a Payment Year and each Settling State's share, if any, of Incentive Payment A for that Payment Year, the Settlement Fund Administrator shall: (i) identify all Settling States that are eligible for Incentive Payment A; (ii) multiply the Overall Allocation Percentage for each such eligible Settling State by the maximum amount that Settling Distributors could owe with respect to Incentive Payment A for that Payment Year as listed on Exhibit M. The amount calculated in (ii) shall be the amount allocated to a Settling State eligible for Incentive Payment A for that Payment Year and the aggregate of each such amount for Settling States eligible for Incentive Payment A shall be the amount of Incentive Payment A Settling Distributors are obligated to pay in that Payment Year, all such amounts subject to the suspension, offset, and reduction provisions in Section XII and Section XIII.

2. Incentive Payment B. Incentive Payment B shall be available to Settling States that are not eligible for Incentive Payment A for the applicable Payment Year. Incentive Payment B shall be equal to up to twenty-five percent (25%) of the Net Abatement Amount multiplied by the aggregate Overall Allocation Percentage of the

Settling States. Incentive Payment B will be due to a Settling State as part of the Annual Payment in each of the eighteen (18) Payment Years that a Settling State is eligible for Incentive Payment B and equal a total potential maximum of \$4,638,503,423 if all States are eligible for all eighteen (18) Payment Years. Each Settling State's maximum share of Incentive Payment B in a given year shall equal the total maximum amount available for Incentive Payment B for that year as reflected in Exhibit M times the Settling State's Overall Allocation Percentage. Eligibility for Incentive Payment B is as follows:

- a. A Settling State is not eligible for Incentive Payment B for a Payment Year for which it is eligible for Incentive Payment A.
- b. Subject to Section IV.F.2.a, the amount of Incentive Payment B for which a Settling State is eligible in a Payment Year shall be a percentage of that State's maximum share of Incentive Payment B based on the extent to which (A) Litigating Subdivisions in the State are Participating Subdivisions or (B) there is a Case-Specific Resolution against Litigating Subdivisions in the State, collectively, "*Incentive B Eligible Subdivisions*." The percentage of the State's maximum share of Incentive Payment B that the State is eligible for in a Payment Year shall be determined according to the table below:

<b>Percentage of Litigating Subdivision Population that is Incentive B Eligible Subdivision Population<sup>5</sup></b>	<b>Incentive Payment B Eligibility Percentage</b>
Up to 85%	0%
85%+	30%
86+	40%
91+	50%
95+	60%
99%+	95%
100%	100%

<sup>5</sup> The "Percentage of Litigating Subdivision Population that is Incentive B Eligible Subdivision Population" shall be determined by the aggregate population of the Settling State's Litigating Subdivisions that are Incentive B Eligible Subdivisions divided by the aggregate population of the Settling State's Litigating Subdivisions. In calculating the Settling State's population that resides in Litigating Subdivisions, (a) the population of the Settling State's Litigating Subdivisions shall be the sum of the population of all Litigating Subdivisions in the Settling State, notwithstanding that persons may be included within the population of more than one Litigating Subdivision, and (b) the population that resides in Incentive B Eligible Subdivisions shall be the sum of the population of the Incentive B Eligible Subdivisions, notwithstanding that persons may be included within the population of more than one Incentive B Eligible Subdivision. An individual Litigating Subdivision shall not be included more than once in the numerator, and shall not be included more than once in the denominator, of the calculation regardless if it (or any of its officials) is named as multiple plaintiffs in the same lawsuit; *provided, however*, that for the avoidance of doubt, no Litigating Subdivision will be excluded from the numerator or denominator under this sentence unless a Litigating Subdivision otherwise counted in the denominator has the authority to release the Claims (consistent with Section XI) of the Litigating Subdivision to be excluded. For the avoidance of doubt, a Settling State in which the population that resides in Incentive B Eligible Subdivisions is less than eighty-five percent (85%) of the population of Litigating Subdivisions shall not be eligible for any portion of Incentive Payment B.

c. In determining the amount that Settling Distributors will pay in a Payment Year under Incentive Payment B and each Settling State's share of Incentive Payment B for that Payment Year, the Settlement Fund Administrator shall: (i) identify all States that are eligible for Incentive Payment B because they are ineligible for Incentive Payment A; (ii) determine the Incentive Payment B eligibility percentage for each such Settling State; (iii) multiply the Incentive Payment B eligibility percentage for each such State by the Overall Allocation Percentage of that State; (iv) multiply the product from (iii) by the maximum amount that Settling Distributors could owe under Incentive Payment B for that Payment Year from Exhibit M. The amount calculated in (iv) shall be the amount allocated to a Settling State eligible for Incentive Payment B for that Payment Year, and the aggregate of such amounts for Settling States eligible for Incentive Payment B shall be the amount paid for that Payment Year by Settling Distributors with respect to Incentive Payment B, all such amounts subject to the suspension, offset, and reduction provisions in Section XII and Section XIII. If there are no Litigating Subdivisions in a Settling State, and that Settling State is otherwise eligible for Incentive Payment B, that Settling State will receive its full allocable share of Incentive Payment B.

d. A Settling State's eligibility for Incentive Payment B for a Payment Year shall be determined as of sixty (60) calendar days prior to the Payment Date for that Payment Year; *provided* that the percentage of Incentive Payment B for which a Settling State is eligible as of the Incentive Payment Final Eligibility Date shall cap its eligibility for that Payment Year and all subsequent Payment Years.

3. Incentive Payment C. Incentive Payment C shall be available to Settling States that are not eligible for Incentive Payment A for a Payment Year, including to Settling States that are also eligible for Incentive Payment B. Incentive Payment C shall be equal to up to fifteen percent (15%) of the Net Abatement Amount multiplied by the aggregate Overall Allocation Percentage of the Settling States. Incentive Payment C will be due to a Settling State as part of the Annual Payment in each of the eighteen (18) Payment Years that a Settling State is eligible for Incentive Payment C and equal a total potential maximum of \$2,783,102,054 if all States are eligible for all eighteen (18) Payment Years. Each Settling State's maximum share of Incentive Payment C in a given year shall equal the total maximum amount available for Incentive Payment C for that year as reflected in Exhibit M multiplied by the Settling State's Overall Allocation Percentage. Eligibility for Incentive Payment C is as follows:

a. A Settling State is not eligible for Incentive Payment C for a Payment Year in which it is eligible for Incentive Payment A.

b. Subject to Section IV.F.3.a, the amount of Incentive Payment C for which a Settling State is eligible in a Payment Year shall be a percentage of the State's maximum share of Incentive Payment C based on the extent to which (A) Non-Litigating Subdivisions that are Primary Subdivisions with a population

over 30,000 and Litigating Subdivisions in the State are Participating Subdivisions or (B) there is a Case-Specific Resolution against Non-Litigating Subdivisions that are Primary Subdivisions with a population over 30,000 and Litigating Subdivisions in the State, collectively, "*Incentive C Eligible Subdivisions*." The percentage of the State's maximum share of Incentive Payment C that the State is eligible for in a Payment Year shall be determined according to the table below:

<b>Percentage of Relevant Subdivision Population that is Incentive C Eligible Population<sup>6</sup></b>	<b>Incentive Payment C Eligibility Percentage</b>
Up to 60%	0%
60%+	25%
70%+	35%
75%+	40%
80%+	45%
85%+	55%
90%+	60%
93%+	65%
94%+	75%
95+	90%
98+	95%
100%	100%

c. In determining the amount that Settling Distributors will pay in a Payment Year under Incentive Payment C and each Settling State's share of Incentive Payment C for that Payment Year, the Settlement Fund Administrator shall: (i) identify all States that are eligible for Incentive Payment C because they are ineligible for Incentive Payment A; (ii) determine the Incentive Payment C eligibility percentage for each such Settling State; (iii) multiply the Incentive Payment C eligibility percentage for each such State by the Overall Allocation Percentage of that State; (iv) multiply the product from (iii) by the maximum

---

<sup>6</sup> The "Percentage of Relevant Subdivision Population that is Incentive C Eligible Population" shall be determined by the aggregate population of the Settling State's Incentive C Eligible Subdivisions divided by the aggregate population of the Settling State's Non-Litigating Primary Subdivisions with a population over 30,000 and Litigating Subdivisions ("*Incentive Payment C Subdivisions*"). None of the population figures shall include Prior Litigating Subdivisions. In calculating the Settling State's population that resides in Incentive Payment C Subdivisions, (a) the population shall be the sum of the population of all Incentive Payment C Subdivisions in the Settling State, notwithstanding that persons may be included within the population of more than one Incentive Payment C Subdivision, and (b) the population that resides in Incentive C Eligible Subdivisions shall be the sum of the population of the Incentive C Eligible Subdivisions, notwithstanding that persons may be included within the population of more than one Incentive C Eligible Subdivision. An individual Incentive Payment C Subdivision shall not be included more than once in the numerator, and shall not be included more than once in the denominator, of the calculation regardless if it (or any of its officials) is named as multiple plaintiffs in the same lawsuit. For the avoidance of doubt, a Settling State in which the population that resides in Incentive C Eligible Subdivisions is less than sixty percent (60%) of the population of Incentive Payment C Subdivisions shall not be eligible for any portion of Incentive Payment C.

amount that Settling Distributors could owe under Incentive Payment C for that Payment Year from Exhibit M. The amount calculated in (iv) shall be the amount allocated to a Settling State eligible for Incentive Payment C for that Payment Year and the aggregate of such amounts for Settling States eligible for Incentive Payment C shall be the amount paid for that Payment Year by Settling Distributors with respect to Incentive Payment C, all such amounts subject to the suspension, offset, and reduction provisions in Section XII and Section XIII. If there are no Litigating Subdivisions or Non-Litigating Subdivisions that are Primary Subdivisions with a population of more than 30,000 in a Settling State, and that Settling State is otherwise eligible for Incentive Payment C, that Settling State will receive its full allocable share of Incentive Payment C.

d. A Settling State's eligibility for Incentive Payment C for a Payment Year shall be determined as of sixty (60) calendar days prior to the Payment Date for that Payment Year; *provided* that the percentage of Incentive Payment C for which a Settling State is eligible as of the Incentive Payment Final Eligibility Date shall cap its eligibility for that Payment Year and all subsequent Payment Years.

4. Incentive Payment D. Incentive Payment D shall be applied at Payment Year 6. Incentive Payment D shall be equal to five percent (5%) of the Net Abatement Amount multiplied by the aggregate Overall Allocation Percentage of the Settling States. Incentive Payment D will be due to a Settling State as part of the Annual Payment for each of thirteen (13) Payment Years (from Payment Year 6 to Payment Year 18) that any Settling State is eligible for Incentive Payment D and equal a total potential maximum of \$927,700,685 if all States are eligible for all thirteen (13) Payment Years. Each Settling State's share of Incentive Payment D in a given year shall equal the total maximum amount available for Incentive Payment D for that year as reflected in Exhibit M times the Settling State's Overall Allocation Percentage. Eligibility for Incentive Payment D is as follows:

a. A Settling State is eligible for Incentive Payment D if there has been no Later Litigating Subdivision in that State that has had a Claim against a Released Entity survive more than six (6) months after denial in whole or in part of a Threshold Motion.

b. A Settling State's eligibility for Incentive Payment D shall be determined as of sixty (60) calendar days prior to the Payment Date. If a Later Litigating Subdivision's lawsuit in that State survives more than six (6) months after denial in whole or in part of a Threshold Motion after that date, that State shall not be eligible for Incentive Payment D for the Payment Year in which that occurs and any subsequent Payment Year.

c. Notwithstanding Section IV.F.4, a Settling State can become re-eligible for Incentive Payment D if the lawsuit that survived a Threshold Motion is dismissed pursuant to a later motion on grounds included in the Threshold Motion, in which case the Settling State shall be eligible for Incentive Payment D



less any litigation fees and costs incurred by Settling Distributor in the interim, except that if the dismissal motion occurs after the completion of opening statements in such action, the Settling State shall not be eligible for Incentive Payment D.

d. For the avoidance of doubt, a Settling State may be eligible for Incentive Payment D whether or not it is eligible for Incentive Payments A-C.

e. In determining the amount of Incentive Payment D that Settling Distributors will pay in a Payment Year and each Settling State's share, if any, of Incentive Payment D for that Payment Year, the Settlement Fund Administrator shall: (i) identify all Settling States that are eligible for Incentive Payment D; (ii) multiply the Overall Allocation Percentage for each such eligible Settling State by the maximum amount that Settling Distributors could owe with respect to Incentive Payment D for that Payment Year listed on Exhibit M; and (iii) subtract any litigation fees and costs allowed to be deducted pursuant to Section IV.F.4.c. The amount calculated in (iii) shall be the amount allocated to a Settling State eligible for Incentive Payment D for that Payment Year and the aggregate of each such amount for Settling States eligible for Incentive Payment D shall be the amount of Incentive Payment D Settling Distributors are obligated to pay in that Payment Year, all such amounts subject to the suspension, reduction, and offset provisions in Section XII and Section XIII.

G. *Reductions/Offsets.* The base and incentive payments are subject to suspension, offset, and reduction as provided in Section XII and Section XIII.

H. *State-Specific Agreements.* Notwithstanding any other provision of this Agreement or any other agreement, in the event that: (1) the Settling Distributors enter into an agreement with any Settling State that resolves with finality such Settling State's Claims consistent with Section XI of this Agreement and such agreement has an effective date prior to the Effective Date of this Agreement (such agreement, a "State-Specific Agreement") and (2) pursuant to the terms of the State-Specific Agreement, any payments, or any portion thereof, made by the Settling Distributors thereunder are made in lieu of any payments (for the avoidance of doubt, including the Additional Restitution Amount), or any portion thereof, to be made under this Agreement and the Settling Distributors make such a payment pursuant to the State-Specific Agreement, then the Settling Distributors will reduce any payments allocable to such Settling State (whether made to the Settlement Fund Escrow or the Settlement Fund) made pursuant to this Agreement to the extent such amount was already paid pursuant to the terms of the State-Specific Agreement.

I. *Allocation of Payments among Settling Distributors.* Payments due from the Settling Distributors under this Section IV, Section IX, and Section X will be allocated among the Settling Distributors as follows: McKesson – 38.1%; Amerisource – 31.0%; Cardinal – 30.9%. A Settling Distributor's sole responsibility for payments under this Agreement shall be to make its share of each payment. The obligations of the Settling Distributors in this Agreement are several and not joint. No Settling Distributor shall be responsible for any portion of another Settling Distributor's share.

J. *Pre-payment Option.*

1. Any Settling Distributor shall have the right, subject to the limitations set forth in Section IV.J.3, to prepay any base payment or incentive payment in whole or in part, without premium or penalty (a "*Settlement Prepayment*") by providing at least fourteen (14) calendar days prior written notice to the Settlement Fund Administrator and Enforcement Committee (a "*Prepayment Notice*"). Any Prepayment Notice shall specify: (a) the gross amount of the Settlement Prepayment (the "*Gross Settlement Amount*"), (b) the manner in which such Settlement Prepayment shall be applied to reduce such Settling Distributor's future share of Annual Payments (*i.e.*, to which future year(s) the allocable portion of an Annual Payment owed by such Settling Distributor the Settlement Prepayment should be applied) (such manner of application, a "*Settlement Prepayment Reduction Schedule*"), (c) the net present value of the Settlement Prepayment as of the Prepayment Date based on the Settlement Prepayment Reduction Schedule using a discount rate equal to the prime rate as published by the *Wall Street Journal* on the date of the Prepayment Notice plus 1.75% (such net present value amount, the "*Net Settlement Prepayment Amount*"), and (d) the date on which the prepayment will be made, which shall be no more than fifteen (15) calendar days after the date of the Prepayment Notice (the "*Prepayment Date*").

2. On the Prepayment Date the Settling Distributor shall pay the Net Settlement Prepayment Amount to the Settlement Fund and such amount shall be used only as specified in Section V. Following such payment, all future portions of the Annual Payments allocated to the applicable Settling Distributor under Section IV.E and Section IV.F shall be reduced pursuant to the Settlement Prepayment Reduction Schedule, and the Exhibit M will be updated to give effect to such reduction, and going forward such updated schedule will be Exhibit M.

3. A Settling Distributor's right to make prepayments shall be subject to the following limitations:

a. Prepayments may apply to base payments or to both base and incentive payments. If the prepayment applies to both base and incentive payments, the prepayments will apply proportionately across base and incentive payments.

b. A Settling Distributor shall make no more than three (3) prepayments over the eighteen (18) year payment term. A Settling Distributor shall not make more than one (1) prepayment in a five (5) year period and there shall not be prepayments made in the first two (2) Payment Years.

c. Prepayments shall only be applied to one (1) or more of the three (3) Payment Years following the prepayment.

d. The total amount of a prepayment of base payments after discounting calculations shall not be larger than the base payment for the Payment Year with the lowest Annual Payment amount affected by the prepayment. The

total amount of a prepayment for both base payments and incentive payments shall not be larger than the base payment and anticipated incentive payment for the lowest Payment Year affected by the prepayment. The "anticipated incentive payment" for a future Payment Year shall reflect the incentives earned by each Settling State as of the time of the prepayment and any offsets or adjustments known at that time.

e. In a Payment Year against which there has been a prepayment, if the amount a Settling State is calculated to receive is greater than the amount prepaid prior to discounting calculations, the Settling Distributor shall pay the difference. If, in a Payment Year for which there has been a prepayment, the amount that a Settling State is calculated to receive is less than the amount calculated at the time of the prepayment, there shall be a credit for the difference to the Settling Distributor to be applied in the subsequent Payment Year(s), if any.

f. Prepayments shall be applied proportionately to all Settling States.

4. The Settling States may agree to a prepayment that does not apply these restrictions. Such a prepayment would need approval of Settling States representing at least ninety-five percent (95%) allocable share as measured by the allocations in Exhibit E; *provided, however*, that this provision does not limit or restrict any Settling State from negotiating its own prepayment with a Settling Distributor.

5. For illustrative purposes only, attached as Exhibit Q are examples showing a Settlement Prepayment, the related calculation of the Net Settlement Prepayment Amount, and the related adjustment to the Settlement Payment Schedule.

K. *Significant Financial Constraint.*

1. A Settling Distributor's allocable share of the Annual Payment for a Payment Year may, at the election of such Settling Distributor, be deferred either (a) up to the amount by which that share plus such Settling Distributor's share of amounts payable under Section IX and Section X would exceed twenty percent (20%) of such Settling Distributor's total operating cash flow (as determined pursuant to United States generally accepted accounting principles) for its fiscal year that concluded most recently prior to the due date for that payment or (b) (i) up to twenty-five percent (25%) if, as of thirty (30) calendar days preceding that payment date, the company's credit rating from one or more of the three nationally recognized rating agencies is below BBB or Baa2 or (ii) up to one hundred percent (100%) if, as of thirty (30) calendar days preceding that payment date, the company's credit rating from one or more of the three nationally recognized rating agencies is below BBB- or Baa3. If the reason for exceeding twenty percent (20%) of a Settling Distributor's total operating cash flow or the decrease in credit rating is substantially attributable to the incurrence of debt to fund post-settlement acquisitions or to the payment of dividends and/or share repurchases that together are of an amount that exceeds the total amount of those two items for the prior fiscal year, no deferral is available. A Settling Distributor shall not be allowed to defer payment for a

Payment Year if that Settling Distributor engaged in any share repurchases in the three fiscal quarters prior to the Payment Date for that Payment Year.

2. If a Settling Distributor has reason to believe that it will not be able to pay some or all of its allocable share of the Annual Payment for a Payment Year, it shall provide at least ninety (90) calendar days' prior written notice to the Settlement Fund Administrator and Enforcement Committee (a "*Deferred Payment Notice*"). Any Deferred Payment Notice shall specify and include: (a) the gross amount of the payments owed (including the estimated allocable portion of the Annual Payment, and amounts owed under Section IX and Section X, by the relevant Settling Distributor), (b) the amount that the Settling Distributor believes it will be unable to pay, (c) the accounting and audited financial documents upon which the Settling Distributor relied for making this determination, and (d) any other relevant information for the Enforcement Committee to consider.

3. A Settling Distributor shall not utilize this provision during the first three (3) Payment Years. If a Settling Distributor defers some or all of the payments due in a Payment Year pursuant to this Section IV.K, it shall not repurchase any shares, or fund new acquisitions with an acquisition price greater than \$250 million, during the deferral period until the deferred amount is fully repaid with interest. Any amounts deferred shall bear interest at an interest rate equal to the prime rate as published by the *Wall Street Journal* on the date of the Deferral Payment Notice plus 0.5%.

4. The Settling Distributor shall pay all deferred amounts, including applicable interest on the next Payment Date. If the amounts previously deferred (including interest) together with the Settling Distributor's share of all payments due for a Payment Year would allow for a deferral under Section IV.K.1, the Settling Distributor shall pay as much of the previously deferred amounts (including interest) as it can pay without triggering the ability to defer payment and may defer the remainder as permitted under (and subject to the restrictions of) this Section IV.K.

5. Deferrals will apply proportionally across base payments and incentive payments. For the avoidance of doubt, this Section IV.K applies fully to Payment Years after the first three (3) Payment Years, including the base payments and all incentive payments due pursuant to this Agreement during the Payment Year at issue.

6. If a Settling Distributor could pay a portion of its allocable share of the Annual Payments due pursuant to this Agreement during a Payment Year without triggering this Section IV.K, the Settling Distributor shall be required to pay that portion as scheduled and only the excess would be subject to deferral at the election of the Settling Distributor (in whole or in part) as provided herein.

7. The Settling Distributor shall pay any deferred amounts, including applicable interest on or before the date on which the payment is due for Payment Year 18.

## V. Allocation and Use of Settlement Payments

A. *Components of Settlement Fund.* The Settlement Fund shall be comprised of an Abatement Accounts Fund, a State Fund, and a Subdivision Fund for each Settling State. The payments made under Section IV into the Settlement Fund shall be initially allocated among those three (3) sub-funds and distributed and used as provided below. Payments placed into the Settlement Fund do not revert back to the Settling Distributors.

### B. *Use of Settlement Payments.*

1. It is the intent of the Parties that the payments disbursed from the Settlement Fund to Settling States and Participating Subdivisions be for Opioid Remediation, subject to exceptions that must be documented in accordance with Section V.B.2. In no event may less than eighty-five percent (85%) of the Settling Distributors' maximum amount of payments pursuant to Section IV, Section IX, and Section X as set forth on Exhibit M over the entirety of all Payments Years (but not any single Payment Year) be spent on Opioid Remediation.

2. While disfavored by the Parties, a Settling State or a Participating Subdivision set forth on Exhibit G may use monies from the Settlement Fund (that have not been restricted by this Agreement solely to future Opioid Remediation) for purposes that do not qualify as Opioid Remediation. If, at any time, a Settling State or a Participating Subdivision set forth on Exhibit G uses any monies from the Settlement Fund for a purpose that does not qualify as Opioid Remediation, such Settling State or Participating Subdivision set forth on Exhibit G shall identify such amounts and report to the Settlement Fund Administrator and the Settling Distributors how such funds were used, including if used to pay attorneys' fees, investigation costs, litigation costs, or costs related to the operation and enforcement of this Agreement, respectively. It is the intent of the Parties that the reporting under this Section V.B.2 shall be available to the public. For the avoidance of doubt, (a) any amounts not identified under this Section V.B.2 as used to pay attorneys' fees, investigation costs, or litigation costs shall be included in the "Compensatory Restitution Amount" for purposes of Section VI.F and (b) Participating Subdivisions not listed on Exhibit G may only use monies from the Settlement Fund for purposes that qualify as Opioid Remediation.

### C. *Allocation of Settlement Fund.*

The allocation of the Settlement Fund allows for different approaches to be taken in different states, such as through a State-Subdivision Agreement. Given the uniqueness of States and their Subdivisions, Settling States and their Subdivisions are encouraged to enter into State-Subdivision Agreements in order to direct the allocation of their portion of the Settlement Fund. As set out below, the Settlement Fund Administrator will make an initial allocation to three (3) state-level sub-funds. The Settlement Fund Administrator will then, for each Settling State and its Participating Subdivisions, apply the terms of this Agreement and any relevant State-Subdivision Agreement, Statutory Trust, Allocation Statute, or voluntary redistribution of funds as set out below before disbursing the funds.

1. Base Payments. The Settlement Fund Administrator will allocate base payments under Section IV.D among the Settling States in proportion to their respective Overall Allocation Percentages. Base payments for each Settling State will then be allocated fifteen percent (15%) to its State Fund, seventy percent (70%) to its Abatement Accounts Fund, and fifteen percent (15%) to its Subdivision Fund. Amounts may be reallocated and will be distributed as provided in Section V.D.
2. Incentive Payments. The Settlement Fund Administrator will treat incentive payments under Section IV.F on a State-specific basis. Incentive payments for which a Settling State is eligible under Section IV.F will be allocated fifteen percent (15%) to its State Fund, seventy percent (70%) to its Abatement Accounts Fund, and fifteen percent (15%) to its Subdivision Fund. Amounts may be reallocated and will be distributed as provided in Section V.D.
3. Application of Adjustments. If a suspension, offset, or reduction under Section XII or Section XIII applies with respect to a Settling State, the suspension, offset, or reduction shall be applied proportionally to all amounts that would otherwise be apportioned and distributed to the State Fund, the Abatement Accounts Fund, and the Subdivision Fund for that State.
4. Settlement Fund Administrator. Prior to the Initial Participation Date, the Settling Distributors and the Enforcement Committee will agree to a detailed mechanism consistent with the foregoing for the Settlement Fund Administrator to follow in allocating, apportioning, and distributing payments, which shall then be appended hereto as Exhibit L.
5. Settlement Fund Administrator Costs. Any costs and fees associated with or arising out of the duties of the Settlement Fund Administrator as described in Exhibit L shall be paid from the interest accrued in the Settlement Fund Escrow and the Settlement Fund; *provided, however*, that if such accrued interest is insufficient to pay the entirety of any such costs and fees, Settling Distributors shall pay fifty percent (50%) of the additional amount and fifty percent (50%) shall be paid out of the Settlement Fund.

D. *Settlement Fund Reallocation and Distribution.*

As set forth below, within a particular Settling State's account, amounts contained in the Settlement Fund sub-funds may be reallocated and distributed per a State-Subdivision Agreement or other means. If the apportionment of amounts is not addressed and controlled under Section V.D.1 and Section V.D.2, then the default provisions of Section V.D.4 apply. It is not necessary that a State-Subdivision Agreement or other means of allocating funds pursuant to Section V.D.1 and Section V.D.2 address all of the Settlement Fund sub-funds. For example, a Statutory Trust might only address disbursements from a Settling State's Abatement Accounts Fund.

1. Distribution by State-Subdivision Agreement. If a Settling State has a State-Subdivision Agreement, amounts apportioned to that State's State Fund, Abatement Accounts Fund, and Subdivision Fund under Section V.C shall be reallocated and

distributed as provided by that agreement. Any State-Subdivision Agreement entered into after the Preliminary Agreement Date shall be applied only if it requires: (a) that all amounts be used for Opioid Remediation, except as allowed by Section V.B.2, and (b) that at least seventy percent (70%) of amounts be used solely for future Opioid Remediation.<sup>7</sup> For a State-Subdivision Agreement to be applied to the relevant portion of an Annual Payment, notice must be provided to the Settling Distributors and the Settlement Fund Administrator at least sixty (60) calendar days prior to the Payment Date.

2. Distribution by Allocation Statute. If a Settling State has an Allocation Statute and/or a Statutory Trust that addresses allocation or distribution of amounts apportioned to such State's State Fund, Abatement Accounts Fund, and/or Subdivision Fund and that, to the extent any or all such sub-funds are addressed, requires (1) all amounts to be used for Opioid Remediation, except as allowed by Section V.B.2, and (2) at least seventy percent (70%) of all amounts to be used solely for future Opioid Remediation,<sup>8</sup> then, to the extent allocation or distribution is addressed, the amounts apportioned to that State's State Fund, Abatement Accounts Fund, and Subdivision Fund under Section V.C shall be allocated and distributed as addressed and provided by the applicable Allocation Statute or Statutory Trust. For the avoidance of doubt, an Allocation Statute or Statutory Trust need not address all three (3) sub-funds that comprise the Settlement Fund, and if the applicable Allocation Statute or Statutory Trust does not address distribution of all or some of these three (3) sub-funds, the applicable Allocation Statute or Statutory Trust does not replace the default provisions described in Section V.D.4 of any such unaddressed fund. For example, if an Allocation Statute or Statutory Trust that meets the requirements of this Section V.D.2 only addresses funds restricted to abatement, then the default provisions in this Agreement concerning allocation among the three (3) sub-funds comprising the Settlement Fund and the distribution of the State Fund and Subdivision Fund for that State would still apply, while the distribution of the applicable State's Abatement Accounts Fund would be governed by the qualifying Allocation Statute or Statutory Trust.

3. Voluntary Redistribution. A Settling State may choose to reallocate all or a portion of its State Fund to its Abatement Accounts Fund. A Participating Subdivision included on Exhibit G may choose to reallocate all or a portion of its allocation from the Subdivision Fund to the State's Abatement Accounts Fund or to another Participating Subdivision. For a voluntary redistribution to be applied to the relevant portion of an Annual Payment, notice must be provided to the Settling Distributors and the Settlement Fund Administrator at least sixty (60) calendar days prior to the Payment Date.

4. Distribution in the Absence of a State-Subdivision Agreement, Allocation Statute, or Statutory Trust. If Section V.D.1 and Section V.D.2 do not apply, amounts

---

<sup>7</sup> Future Opioid Remediation includes amounts paid to satisfy any future demand by another governmental entity to make a required reimbursement in connection with the past care and treatment of a person related to the Alleged Harms.

<sup>8</sup> Future Opioid Remediation includes amounts paid to satisfy any future demand by another governmental entity to make a required reimbursement in connection with the past care and treatment of a person related to the Alleged Harms.

apportioned to that State's State Fund, Abatement Accounts Fund, and Subdivision Fund under Section V.C shall be distributed as follows:

a. Amounts apportioned to that State's State Fund shall be distributed to that State.

b. Amounts apportioned to that State's Abatement Accounts Fund shall be distributed consistent with Section V.E. Each Settling State shall submit to the Settlement Fund Administrator a designation of a lead state agency or other entity to serve as the single point of contact for that Settling State's funding requests from the Abatement Accounts Fund and other communications with the Settlement Fund Administrator. The designation of an individual entity is for administrative purposes only and such designation shall not limit funding to such entity or even require that such entity receive funds from this Agreement. The designated entity shall be the only entity authorized to request funds from the Settlement Fund Administrator to be disbursed from that Settling State's Abatement Accounts Fund. If a Settling State has established a Statutory Trust then that Settling State's single point of contact may direct the Settlement Fund Administrator to release the State's Abatement Accounts Fund to the Statutory Trust.

c. Amounts apportioned to that State's Subdivision Fund shall be distributed to Participating Subdivisions in that State included on Exhibit G per the Subdivision Allocation Percentage listed in Exhibit G. Section VII.I shall govern amounts that would otherwise be distributed to Non-Participating Subdivisions listed in Exhibit G. For the avoidance of doubt and notwithstanding any other provision in this Agreement, no Non-Participating Subdivision will receive any amount from the Settlement Fund, regardless of whether such Subdivision is included on Exhibit G.

d. Special Districts shall not be allocated funds from the Subdivision Fund, except through a voluntary redistribution allowed by Section V.D.3. A Settling State may allocate funds from its State Fund or Abatement Accounts Fund for Special Districts.

5. Restrictions on Distribution. No amounts may be distributed from the Subdivision Fund contrary to Section VII, *i.e.*, no amounts may be distributed directly to Non-Participating Subdivisions or to Later Participating Subdivisions to the extent such a distribution would violate Section VII.E through Section VII.H. Amounts allocated to the Subdivision Fund that cannot be distributed by virtue of the preceding sentence shall be distributed into the sub-account in the Abatement Accounts Fund for the Settling State in which the Subdivision is located, unless those payments are redirected elsewhere by a State-Subdivision Agreement described in Section V.D.1 or by an Allocation Statute or a Statutory Trust described in Section V.D.2.

E. *Provisions Regarding the Abatement Accounts Fund.*



1. State-Subdivision Agreement, Allocation Statute, and Statutory Trust Fund Provisions. A State-Subdivision Agreement, Allocation Statute, or Statutory Trust may govern the operation and use of amounts in that State's Abatement Accounts Fund so long as it complies with the requirements of Section V.D.1 or Section V.D.2, as applicable, and all direct payments to Subdivisions comply with Section VII.E through Section VII.H.

2. Absence of a State-Subdivision Agreement, Allocation Statute, or Statutory Trust. In the absence of a State-Subdivision Agreement, Allocation Statute, or Statutory Trust that addresses distribution, the Abatement Accounts Fund will be used solely for future Opioid Remediation<sup>9</sup> and the following shall apply with respect to a Settling State:

a. *Regional Remediation.*

(i) At least fifty percent (50%) of distributions for remediation from a State's Abatement Accounts Fund shall be annually allocated and tracked to the regional level. A Settling State may allow the Advisory Committee established pursuant to Section V.E.2.d to define its regions and assign regional allocations percentages. Otherwise, a Settling State shall (A) define its initial regions, which shall consist of one (1) or more General Purpose Subdivisions and which shall be designated by the state agency with primary responsibility for substance abuse disorder services employing, to the maximum extent practical, existing regions established in that State for opioid abuse treatment or other public health purposes; (B) assign initial regional allocation percentages to the regions based on the Subdivision Allocation Percentages in Exhibit G and an assumption that all Subdivisions included on Exhibit G will become Participating Subdivisions.

(ii) This minimum regional expenditure percentage is calculated on the Settling State's initial Abatement Accounts Fund allocation and does not include any additional amounts a Settling State has directed to its Abatement Accounts Fund from its State Fund, or any other amounts directed to the fund. A Settling State may dedicate more than fifty percent (50%) of its Abatement Accounts Fund to the regional expenditure and may annually adjust the percentage of its Abatement Accounts Fund dedicated to regional expenditures as long as the percentage remains above the minimum amount.

(iii) The Settling State (A) has the authority to adjust the definition of the regions, and (B) may annually revise the percentages

---

<sup>9</sup> Future Opioid Remediation includes amounts paid to satisfy any future demand by another governmental entity to make a required reimbursement in connection with the past care and treatment of a person related to the Alleged Harms.

allocated to each region to reflect the number of General Purpose Subdivisions in each region that are Non-Participating Subdivisions.

b. *Subdivision Block Grants.* Certain Subdivisions shall be eligible to receive regional allocation funds in the form of a block grant for future Opioid Remediation. A Participating Subdivision eligible for block grants is a county or parish (or in the case of States that do not have counties or parishes that function as political subdivisions, a city) that (1) does not contain a Litigating Subdivision or a Later Litigating Subdivision for which it has the authority to end the litigation through a release, bar or other action, (2) either (i) has a population of 400,000 or more or (ii) in the case of California has a population of 750,000 or more, and (3) has funded or otherwise managed an established health care or treatment infrastructure (*e.g.*, health department or similar agency). Each Subdivision eligible to receive block grants shall be assigned its own region.

c. *Small States.* Notwithstanding the provisions of Section V.E.2.a, Settling States with populations under four (4) million that do not have existing regions described in Section V.E.2.a shall not be required to establish regions. However, such a Settling State that contains one (1) or more Subdivisions eligible for block grants under Section V.E.2.c shall be divided regionally so that each block-grant eligible Subdivision is a region and the remainder of the state is a region.

d. *Advisory Committee.* The Settling State shall designate an Opioid Settlement Remediation Advisory Committee (the “*Advisory Committee*”) to provide input and recommendations regarding remediation spending from that Settling State’s Abatement Accounts Fund. A Settling State may elect to use an existing advisory committee or similar entity (created outside of a State-Subdivision Agreement or Allocation Statute); *provided, however*, the Advisory Committee or similar entity shall meet the following requirements:

(i) Written guidelines that establish the formation and composition of the Advisory Committee, terms of service for members, contingency for removal or resignation of members, a schedule of meetings, and any other administrative details;

(ii) Composition that includes at least an equal number of local representatives as state representatives;

(iii) A process for receiving input from Subdivisions and other communities regarding how the opioid crisis is affecting their communities, their abatement needs, and proposals for abatement strategies and responses; and

(iv) A process by which Advisory Committee recommendations for expenditures for Opioid Remediation will be made to and considered by the appropriate state agencies.

3. Abatement Accounts Fund Reporting. The Settlement Fund Administrator shall track and assist in the report of remediation disbursements as agreed to among the Settling Distributors and the Enforcement Committee.

F. *Nature of Payment.* Each of the Settling Distributors, the Settling States, and the Participating Subdivisions acknowledges and agrees that notwithstanding anything to the contrary in this Agreement, including, but not limited to, the scope of the Released Claims:

1. It has entered into this Agreement to avoid the delay, expense, inconvenience, and uncertainty of further litigation;

2. (a) The Settling States and Participating Subdivisions sought compensatory restitution (within the meaning of 26 U.S.C. § 162(f)(2)(A)) as damages for the Alleged Harms allegedly suffered by the Settling States and Participating Subdivisions; (b) the Compensatory Restitution Amount is no greater than the amount, in the aggregate, of the Alleged Harms allegedly suffered by the Settling States and Participating Subdivisions; and (c) the portion of the Compensatory Restitution Amount received by each Settling State or Participating Subdivision is no greater than the amount of the Alleged Harms allegedly suffered by such Settling State or Participating Subdivision;

3. The payment of the Compensatory Restitution Amount by the Settling Distributors constitutes, and is paid for, compensatory restitution (within the meaning of 26 U.S.C. § 162(f)(2)(A)) for alleged damage or harm (as compensation for alleged damage or harm arising out of alleged bodily injury) allegedly caused by the Settling Distributors;

4. The Compensatory Restitution Amount is being paid as compensatory restitution (within the meaning of 26 U.S.C. § 162(f)(2)(A)) in order to restore, in whole or in part, the Settling States and Participating Subdivisions to the same position or condition that they would be in had the Settling States and Participating Subdivisions not suffered the Alleged Harms; and

5. For the avoidance of doubt: (a) no portion of the Compensatory Restitution Amount represents reimbursement to any Settling State or Participating Subdivision or other person or entity for the costs of any investigation or litigation, (b) the entire Compensatory Restitution Amount is properly characterized as described in Section V.F., and (c) no portion of the Compensatory Restitution Amount constitutes disgorgement or is properly characterized as the payment of statutory or other fines, penalties, punitive damages, or other punitive assessments.

## **VI. Enforcement**

A. *Enforceability.* This Agreement is enforceable only by the Settling States and the Settling Distributors; *provided, however*, that Released Entities may enforce Section XI and Participating Subdivisions listed on Exhibit G have the enforcement rights described in Section VI.D. Except to the extent allowed by the Injunctive Relief Terms, Settling States and Participating Subdivisions shall not have enforcement rights with respect to either the terms of

this Agreement that apply only to or in other States or any Consent Judgment entered into by another Settling State. Participating Subdivisions shall not have enforcement rights against the Settling Distributors with respect to this Agreement or any Consent Judgment except that Participating Subdivisions listed on Exhibit G shall have enforcement rights as set forth herein as to payments that would be allocated to the Subdivision Fund or Abatement Accounts Fund pursuant to Section V; *provided, however*, that each Settling State shall allow Participating Subdivisions in such Settling State to notify it of any perceived violations of this Agreement or the applicable Consent Judgment.

B. *Jurisdiction.* The Settling Distributors consent to the jurisdiction of the court in which each Settling State files its Consent Judgment, limited to resolution of disputes identified in Section VI.F.1 for resolution in that court.

C. *Specific Terms Dispute Resolution.*

1. Any dispute that is addressed by the provisions set forth in the Injunctive Relief Terms shall be resolved as provided therein.

2. In the event that Settling Distributors believe that the eight-five percent (85%) threshold established in Section V.B.1 is not being satisfied, any Party may request that the Settling Distributors and Enforcement Committee meet and confer regarding the use of funds to implement Section V.B.1. The completion of such meet-and-confer process is a precondition to further action regarding any such dispute. Further action concerning Section V.B.1 shall: (i) be limited to the Settling Distributors seeking to reduce their Annual Payments by no more than five percent (5%) of the difference between the actual amount of Opioid Remediation and the eighty-five percent (85%) threshold established in Section V.B.1; (ii) only reduce Annual Payments to those Settling States and their Participating Subdivisions that are below the eighty-five percent (85%) threshold established in Section V.B.1; and (iii) not reduce Annual Payments restricted to future Opioid Remediation.

D. *State-Subdivision Enforcement.*

1. A Subdivision shall not have enforcement rights against a Settling State in which it is located with respect to this Agreement or any Consent Judgment except that a Participating Subdivision listed on Exhibit G shall have enforcement rights (a) as provided for in a State-Subdivision Agreement, Allocation Statute, or Statutory Trust with respect to intrastate allocation or (b) in the absence of a State-Subdivision Agreement, Allocation Statute, or Statutory Trust, to allegations that (i) the Settling State's use of Abatement Accounts Fund monies were not used for uses similar to or in the nature of those uses contained in Exhibit E; or (ii) a Settling State failed to pay funds directly from the Abatement Accounts Fund to a Participating Subdivision eligible to receive a block grant pursuant to Section V.E.2.b.

2. A Settling State shall have enforcement rights against a Participating Subdivision located in its territory (a) as provided for in a State-Subdivision Agreement, Allocation Statute, or Statutory Trust; or (b) in the absence of a State-Subdivision

Agreement, Allocation Statute, or Statutory Trust, to allegations that the Participating Subdivisions' uses of Abatement Accounts Fund monies were not used for purposes similar to or in the nature of those uses contained in Exhibit E.

3. As between Settling States and Participating Subdivisions, the above rights are contractual in nature and nothing herein is intended to limit, restrict, change or alter any other existing rights under law.

E. *Subdivision Distributor Payment Enforcement.* A Participating Subdivision listed on Exhibit G shall have the same right as a Settling State pursuant to Section VI.F.2.a(v) to seek resolution regarding the failure by a Settling Distributor to make its allocable share of an Annual Payment in a Payment Year.

F. *Other Terms Regarding Dispute Resolution.*

1. Except to the extent provided by Section VI.C or Section VI.F.2, all disputes shall be resolved in either the court that entered the relevant Consent Judgment or, if no such Consent Judgment was entered, a state or territorial court with jurisdiction located wherever the seat of the relevant state government is located.

a. State court proceedings shall be governed by the rules and procedures of the relevant forum.

b. For the avoidance of doubt, disputes to be resolved in state court include, but are not limited to, the following:

(i) disputes concerning whether expenditures qualify as Opioid Remediation;

(ii) disputes between a Settling State and its Participating Subdivisions as provided by Section VI.D, except to the extent the State-Subdivision Agreement provides for other dispute resolution mechanisms. For the avoidance of doubt, disputes between a Settling State and any Participating Subdivision shall not be considered National Disputes;

(iii) whether this Agreement and relevant Consent Judgment are binding under state law;

(iv) the extent of the Attorney General's or other participating entity's authority under state law, including the extent of the authority to release claims;

(v) whether the definition of a Bar, a Case-Specific Resolution, Final Order, lead state agency as described in Section V.D.4.b, Later Litigating Subdivision, Litigating Subdivision, or Threshold Motion have been met; and

(vi) all other disputes not specifically identified in Section VI.C or Section VI.F.2.

c. Any Party may request that the National Arbitration Panel provide an interpretation of any provision of the settlement that is relevant to the state court determination, and the National Arbitration Panel shall make reasonable best efforts to supply such interpretation within the earlier of thirty (30) calendar days or the time period required by the state court proceedings. Any Party may submit that interpretation to the state court to the extent permitted by, and for such weight provided by, the state court's rules and procedures. If requested by a Party, the National Arbitration Panel shall request that its interpretation be accepted in the form of an *amicus curiae* brief, and any attorneys' fees and costs for preparing any such filing shall be paid for by the requesting Party.

2. National Disputes involving a Settling State, a Participating Subdivision that has enforcement rights pursuant to Section VI.A, and/or a Settling Distributor shall be resolved by the National Arbitration Panel.

a. National Disputes are disputes that are not addressed by Section VI.C, and which are exceptions to Section VI.F.1's presumption of resolution in state courts because they involve issues of interpretation of terms contained in this Agreement applicable to all Settling States without reference to a particular State's law. Disputes between a Settling State and any Participating Subdivision shall not be considered National Disputes. National Disputes are limited to the following:

(i) the amount of offset and/or credit attributable to Non-Settling States or the Tribal/W. Va. Subdivision Credit;

(ii) issues involving the scope and definition of Product;

(iii) interpretation and application of the terms "Covered Conduct," "Released Entities," and "Released Claims";

(iv) the allocation of payments among Settling Distributors as described in Section IV.I;

(v) the failure by a Settling Distributor to pay its allocable share of the Annual Payment or of the Additional Restitution Amount in a Payment Year, but for the avoidance of doubt, disputes between a Settling Distributor and a Settling State over the amounts owed only to that state that do not affect any other Settling State shall not be considered National Disputes;

(vi) the interpretation and application of the significant financial constraint provision in Section IV.K, including, without limitation, eligibility for and amount of deferrals for any given year, time for repayment, and compliance with restrictions during deferral term;

(vii) the interpretation and application of the prepayment provisions as described in Section IV.J;

(viii) the interpretation and application of any most-favored-nation provision in Section XIV.E;

(ix) questions regarding the performance and/or removal of the Settlement Fund Administrator;

(x) replacement of the Monitor, as provided in the Injunctive Relief Terms;

(xi) disputes involving liability of successor entities;

(xii) disputes that require a determination of the sufficiency of participation in order to qualify for Incentive Payments A, B, or C, as well as disputes over qualification for Participation Tiers;

(xiii) disputes involving a Releasor's compliance with, and the appropriate remedy under, Section XI.XI.B.I.A.3;

(xiv) disputes requiring the interpretation of Agreement terms that are national in scope or impact, which shall mean disputes requiring the interpretation of Agreement terms that (i) concretely affect four (4) or more Settling States; and (ii) do not turn on unique definitions and interpretations under state law; and

(xv) any dispute subject to resolution under Section VI.F.1 but for which all parties to the dispute agree to arbitration before the National Arbitration Panel under the provisions of this Section VI.F.2.

b. The National Arbitration Panel shall be comprised of three (3) arbitrators. One (1) arbitrator shall be chosen by the Settling Distributors, one (1) arbitrator shall be chosen by the Enforcement Committee with due input from Participating Subdivisions listed on Exhibit G, and the third arbitrator shall be agreed upon by the first two (2) arbitrators. The membership of the National Arbitration Panel is intended to remain constant throughout the term of this Agreement, but in the event that replacements are required, the retiring arbitrator shall be replaced by the party that selected him/her.

c. The National Arbitration Panel shall make reasonable best efforts to decide all matters within one hundred eighty (180) calendar days of filing, and in no event shall it take longer than one (1) year.

d. The National Arbitration Panel shall conduct all proceedings in a reasonably streamlined process consistent with an opportunity for the parties to be heard. Issues shall be resolved without the need for live witnesses where feasible,

and with a presumption in favor of remote participation to minimize the burdens on the parties.

e. To the extent allowed under state law, a Settling State, a Participating Subdivision that has enforcement rights pursuant to Section VI.A, and (at any party's request) the National Arbitration Panel may certify to an appropriate state court any question of state law. The National Arbitration Panel shall be bound by a final state court determination of such a certified question. The time period for the arbitration shall be tolled during the course of the certification process.

f. The arbitrators will give due deference to any authoritative interpretation of state law, including any declaratory judgment or similar relief obtained by a Settling State, a Participating Subdivision that has enforcement rights pursuant to Section VI.A, or Settling Distributor on a state law issue.

g. The decisions of the National Arbitration Panel shall be binding on Settling States, Participating Subdivisions, Settling Distributors, and the Settlement Fund Administrator. In any proceeding before the National Arbitration Panel involving a dispute between a Settling State and one or more Settling Distributors whose resolution could prejudice the rights of a Participating Subdivision(s) in that Settling State, such Participating Subdivision(s) shall be allowed to file a statement of view in the proceeding.

h. Nothing herein shall be construed so as to limit or otherwise restrict a State from seeking injunctive or other equitable relief in state court to protect the health, safety, or welfare of its citizens.

i. Each party shall bear its own costs in any arbitration or court proceeding arising under this Section VI. The costs for the arbitrators on the National Arbitration Panel shall be divided and paid equally by the disputing sides for each individual dispute, *e.g.*, a dispute between a Settling Distributor and Settling States/Participating Subdivisions shall be split fifty percent (50%) by the Settling Distributor and fifty percent (50%) by the Settling States/Participating Subdivisions that are parties to the dispute; a dispute between a Settling State and a Participating Subdivision shall be split fifty percent (50%) by the Settling State that is party to the dispute and fifty percent (50%) by any Participating Subdivisions that are parties to the dispute.

3. Prior to initiating an action to enforce pursuant to this Section VI.F, the complaining party must:

a. Provide written notice to the Enforcement Committee of its complaint, including the provision of the Consent Judgment and/or Agreement that the practice appears to violate, as well as the basis for its interpretation of the disputed provision. The Enforcement Committee shall establish a reasonable process and timeline for obtaining additional information from the involved



parties; *provided, however*, that the date the Enforcement Committee establishes for obtaining additional information from the parties shall not be more than forty-five (45) calendar days following the notice. The Enforcement Committee may advise the involved parties of its views on the complaint and/or seek to resolve the complaint informally.

b. Wait to commence any enforcement action until thirty (30) calendar days after the date that the Enforcement Committee establishes for obtaining additional information from the involved parties.

4. If the parties to a dispute cannot agree on the proper forum for resolution of the dispute under the provisions of Section VI.F.1 or Section VI.F.2, a committee comprising the Enforcement Committee and sufficient representatives of the Settling Distributors such that the members of the Enforcement Committee have a majority of one (1) member will determine the forum where the dispute will be initiated within twenty-eight (28) calendar days of receiving notification of the dispute relating to the proper forum. The forum identified by such committee shall be the sole forum for litigating the issue of which forum will hear the substantive dispute, and the committee's identification of such forum in the first instance shall not be entitled to deference by the forum selected.

G. *No Effect.* Nothing in this Agreement shall be interpreted to limit the Settling State's Civil Investigative Demand ("CID") or investigative subpoena authority, to the extent such authority exists under applicable state law and the CID or investigative subpoena is issued pursuant to such authority, and Settling Distributors reserve all of their rights in connection with a CID or investigative subpoena issued pursuant to such authority.

## VII. Participation by Subdivisions

A. *Notice.* No later than fifteen (15) calendar days after the Preliminary Agreement Date, the Settling States, with the cooperation of the Settling Distributors, shall send individual written notice of the opportunity to participate in this Agreement and the requirements of participation to all Subdivisions in the Settling States that are (1) Litigating Subdivisions or (2) Non-Litigating Subdivisions listed on Exhibit G. The costs of the written notice to such Subdivisions shall be paid for by the Settling Distributors. The Settling States, with the cooperation of the Settling Distributors, may also provide general notice reasonably calculated to alert Non-Litigating Subdivisions in the Settling States to this Agreement, the opportunity to participate in it, and the requirements for participation. Such notice may include publication and other standard forms of notification, as well as notice to national state and county organizations such as the National Association of Counties and the National League of Cities. The notice will include that the deadline for becoming an Initial Participating Subdivision is the Initial Participation Date. Nothing contained herein shall preclude a Settling State from providing further notice to or otherwise contacting any of its Subdivisions about becoming a Participating Subdivision, including beginning any of the activities described in this paragraph prior to the Preliminary Agreement Date.

B. *Requirements for Becoming a Participating Subdivision—Non-Litigating Subdivisions.* A Non-Litigating Subdivision in a Settling State may become a Participating

Subdivision by returning an executed Subdivision Settlement Participation Form to the Settlement Fund Administrator specifying (1) that the Subdivision agrees to the terms of this Agreement pertaining to Subdivisions, (2) that the Subdivision releases all Released Claims against all Released Entities, (3) that the Subdivision agrees to use monies it receives, if any, from the Settlement Fund pursuant to the applicable requirements of Section V; *provided, however*, that Non-Litigating Subdivisions may only use monies originating from the Settlement Fund for purposes that qualify as Opioid Remediation, and (4) that the Subdivision submits to the jurisdiction of the court where the applicable Consent Judgment is filed for purposes limited to that court's role under this Agreement. The required Subdivision Settlement Participation Form is attached as Exhibit K.

C. *Requirements for Becoming a Participating Subdivision—Litigating Subdivisions/Later Litigating Subdivisions.* A Litigating Subdivision or Later Litigating Subdivision in a Settling State may become a Participating Subdivision by returning an executed Subdivision Settlement Participation Form to the Settlement Fund Administrator and upon prompt dismissal with prejudice of its lawsuit. A Settling State may require each Litigating Subdivision in that State to specify on the Subdivision Settlement Participation Form whether its counsel has waived any contingency fee contract with that Participating Subdivision and whether, if eligible, it intends to seek fees pursuant to Exhibit R. The Settlement Fund Administrator shall provide quarterly reports of this information to the parties organized by Settling State. A Litigating Subdivision or Later Litigating Subdivision may not become a Participating Subdivision after the completion of opening statements in a trial of the lawsuit it brought that includes a Released Claim against a Released Entity.

D. *Initial Participating Subdivisions.* A Subdivision qualifies as an Initial Participating Subdivision if it meets the applicable requirements for becoming a Participating Subdivision set forth in Section VII.B or Section VII.C by the Initial Participation Date. All Subdivision Settlement Participation Forms shall be held in escrow by the Settlement Fund Administrator until the Reference Date.

E. *Later Participating Subdivisions.* A Subdivision that is not an Initial Participating Subdivision may become a Later Participating Subdivision by meeting the applicable requirements for becoming a Participating Subdivision set forth in Section VII.B or Section VII.C after the Initial Participation Date and by agreeing to be subject to the terms of a State-Subdivision Agreement (if any) or any other structure adopted or applicable pursuant to Section V.D or Section V.E. The following provisions govern what a Later Participating Subdivision can receive (but do not apply to Initial Participating Subdivisions):

1. Except as provided in Section IV.C, a Later Participating Subdivision shall not receive any share of any Annual Payment due before it became a Participating Subdivision.

2. A Later Participating Subdivision that becomes a Participating Subdivision after July 15, 2022 shall receive seventy-five percent (75%) of the share of future base or incentive payments that it would have received had it become a Later Participating Subdivision prior to that date (unless the Later Participating Subdivision is subject to Section VII.E.3 or Section VII.E.4).

3. A Later Participating Subdivision that, after the Initial Participation Date, maintains a lawsuit for a Released Claim(s) against a Released Entity and has judgment entered against it on every such Claim before it became a Participating Subdivision (other than a consensual dismissal with prejudice) shall receive fifty percent (50%) of the share of future base or incentive payments that it would have received had it become a Later Participating Subdivision prior to such judgment; *provided, however*, that if the Subdivision appeals the judgment and the judgment is affirmed with finality before the Subdivision becomes a Participating Subdivision, the Subdivision shall not receive any share of any base payment or incentive payments.

4. A Later Participating Subdivision that becomes a Participating Subdivision while a Bar or Case-Specific Resolution involving a different Subdivision exists in its State shall receive twenty-five percent (25%) of the share of future base or incentive payments that it would have received had it become a Later Participating Subdivision without such Bar or Case-Specific Resolution.

F. *No Increase in Payments.* Amounts to be received by Later Participating Subdivisions shall not increase the payments due from the Settling Distributors.

G. *Ineligible Subdivisions.* Subdivisions in Non-Settling States and Prior Litigating Subdivisions are not eligible to be Participating Subdivisions.

H. *Non-Participating Subdivisions.* Non-Participating Subdivisions shall not directly receive any portion of any Annual Payment, including from the State Fund and direct distributions from the Abatement Accounts Fund; however, a Settling State may choose to fund future Opioid Remediation that indirectly benefits Non-Participating Subdivisions.

I. *Unpaid Allocations to Later Participating Subdivisions and Non-Participating Subdivisions.* Any base payment and incentive payments allocated pursuant to Section V.D to a Later Participating Subdivision or Non-Participating Subdivision that cannot be paid pursuant to this Section VII, including the amounts that remain unpaid after the reductions required by Section VII.E.2 through Section VII.E.4, will be allocated to the Abatement Accounts Fund for the Settling State in which the Subdivision is located, unless those payments are redirected elsewhere by a State-Subdivision Agreement or by a Statutory Trust.

## **VIII. Condition to Effectiveness of Agreement and Filing of Consent Judgment**

A. *Determination to Proceed With Settlement.*

1. The Settling States shall confer with legal representatives of the Participating Subdivisions listed on Exhibit G and inform the Settling Distributors no later than fifteen (15) calendar days prior to the Reference Date whether there is sufficient participation to proceed with this Agreement. Within seven (7) calendar days of informing the Settling Distributors that there is sufficient participation to proceed, the Settling States will deliver all signatures and releases required by the Agreement to be provided by the Settling States to the Settling Distributors.

2. If the Settling States inform Settling Distributors that there is sufficient participation, the Settling Distributors will then determine on or before the Reference Date whether there is sufficient State participation and sufficient resolution of the Claims of the Litigating Subdivisions in the Settling States (through participation under Section VII, Case-Specific Resolution(s) and Bar(s)) to proceed with this Agreement. The determination shall be in the sole discretion of the Settling Distributors and may be based on any criteria or factors deemed relevant by the Settling Distributors.

B. *Notice by Settling Distributors.* On or before the Reference Date, the Settling Distributors shall inform the Settling States of their determination pursuant to Section VIII.A. If the Settling Distributors determine to proceed, the Parties will proceed to file the Consent Judgments and the obligations in the Subdivision Settlement Participation Forms will be effective and binding as of the Reference Date. If the Settling Distributors determine not to proceed, this Agreement will have no further effect, any amounts placed in escrow for Payment Year 1, including funds referenced in Section IV.C.1, Section IX, Section X, and Exhibit M, shall be returned to the Settling Distributors, and all releases (including those contained in Subdivision Settlement Participation Forms) and other commitments or obligations contained herein or in Subdivision Settlement Participation Forms will be void.

C. *Determination of the Participation Tier.*

1. On the Reference Date, *provided* that Settling Distributors determine to proceed with this Agreement, the Settlement Fund Administrator shall determine the Participation Tier. The criteria used to determine the Participation Tier are set forth in Exhibit H. Any disputes as to the determination of the Participation Tier shall be decided by the National Arbitration Panel.

2. The Participation Tier shall be redetermined by the Settlement Fund Administrator annually as of the Payment Date, beginning with Payment Year 3, pursuant to the criteria set forth in Exhibit H.

3. After Payment Year 6, the Participation Tier cannot move higher, unless this restriction is waived by the Settling Distributors.

4. In the event that a Participation Tier redetermination moves the Participation Tier higher, and that change is in whole or in part as a result of the post-Reference Date enactment of a Bar and there is later a Revocation Event with respect to such Bar, then on the next Payment Date that is at least one hundred eighty (180) calendar days after the Revocation Event, the Participation Tier shall move down to the Participation Tier that would have applied had the Bar never been enacted, unless the Bar is reinstated or all Subdivisions affected by the Revocation Event become Participating Subdivisions within one hundred eighty (180) calendar days of the Revocation Event. This is the sole circumstance in which, on a nationwide basis, the Participation Tier can move down.

5. In the event that there is a post-Reference Date Revocation Event with respect to a Bar that was enacted in a Settling State prior to the Reference Date, then, on

the next Payment Date that is at least one hundred eighty (180) calendar days after the Revocation Event, unless the Bar is reinstated or all Subdivisions affected by the Revocation Event become Participating Subdivisions within one hundred eighty (180) calendar days of the Revocation Event, the Participation Tier shall decrease – solely for the State in which the Revocation Event occurred – to the Participation Tier commensurate with the percentage of Litigating Subdivisions in that State that are Participating Subdivisions and the percentage of Non-Litigating Subdivisions that are both Primary Subdivisions and Participating Subdivisions, according to the criteria set forth in Exhibit G, except that the calculations shall be performed as to that State alone. For the avoidance of doubt and solely for the calculation in this subparagraph, the Settling States Column of Exhibit H shall play no role. This is the sole circumstance in which one Settling State will have a different Participation Tier than other Settling States.

6. The redetermination of the Participation Tier under Section VIII.C.2 shall not affect payments already made or suspensions, offsets, or reductions already applied.

## **IX. Additional Restitution**

A. *Additional Restitution Amount.* Pursuant to the schedule set forth in Exhibit M and subject to the reduction specified in Section IX.B, the Settling Distributors shall pay an Additional Restitution Amount to the Settling States listed in Exhibit N. Such funds shall be paid, on the schedule set forth on Exhibit M, on the Payment Date for each relevant Payment Year to such Settling States as allocated by the Settlement Fund Administrator pursuant to Exhibit N.

B. *Reduction of Additional Restitution Amount.* In the event that any Non-Settling States appear on Exhibit N, the amounts owed by Settling Distributors pursuant to this Section IX shall be reduced by the allocations set forth on Exhibit N for any such Non-Settling States.

C. *Use of Funds.* All funds paid as an Additional Restitution Amount shall be part of the Compensatory Restitution Amount, shall be used for Opioid Remediation, except as allowed by Section V.B.2, and shall be governed by the same requirements as specified in Section V.F.

## **X. Plaintiffs' Attorneys' Fees and Costs**

The Agreement on Attorneys' Fees, Expenses and Costs is set forth in Exhibit R and incorporated herein by reference. The Agreement on the State Outside Counsel Fee Fund and Agreement on the State Cost Fund Administration are set forth in Exhibit S and Exhibit T, respectively, and are incorporated herein by reference.

## **XI. Release**

A. *Scope.* As of the Effective Date, the Released Entities are hereby released and forever discharged from all of the Releasors' Released Claims. Each Settling State (for itself and its Releasors) and Participating Subdivision hereby absolutely, unconditionally, and irrevocably covenants not to bring, file, or claim, or to cause, assist or permit to be brought, filed, or claimed, or to otherwise seek to establish liability for any Released Claims against any Released Entity in

any forum whatsoever. The releases provided for in this Agreement are intended by the Parties to be broad and shall be interpreted so as to give the Released Entities the broadest possible bar against any liability relating in any way to Released Claims and extend to the full extent of the power of each Settling State and its Attorney General to release claims. This Agreement shall be a complete bar to any Released Claim.

B. *Claim-Over and Non-Party Settlement.*

1. It is the intent of the Parties that:
  - a. Released Entities should not seek contribution or indemnification (other than pursuant to an insurance contract), from other parties for their payment obligations under this Agreement;
  - b. the payments made under this Agreement shall be the sole payments made by the Released Entities to the Releasors involving, arising out of, or related to Covered Conduct (or conduct that would be Covered Conduct if engaged in by a Released Entity);
  - c. Claims by Releasors against non-Parties should not result in additional payments by Released Entities, whether through contribution, indemnification or any other means; and
  - d. the Agreement meets the requirements of the Uniform Contribution Among Joint Tortfeasors Act and any similar state law or doctrine that reduces or discharges a released party's liability to any other parties.

The provisions of this Section XI.B are intended to be implemented consistent with these principles. This Agreement and the releases and dismissals provided for herein are made in good faith.

2. No Released Entity shall seek to recover for amounts paid under this Agreement based on indemnification, contribution, or any other theory from a manufacturer, pharmacy, hospital, pharmacy benefit manager, health insurer, third-party vendor, trade association, distributor, or health care practitioner; *provided* that a Released Entity shall be relieved of this prohibition with respect to any entity that asserts a Claim-Over against it. For the avoidance of doubt, nothing herein shall prohibit a Released Entity from recovering amounts owed pursuant to insurance contracts.
3. To the extent that, on or after the Reference Date, any Releasor enters into a Non-Party Settlement, including in any bankruptcy case or through any plan of reorganization (whether individually or as a class of creditors), the Releasor will include (or in the case of a Non-Party Settlement made in connection with a bankruptcy case, will cause the debtor to include), unless prohibited from doing so under applicable law, in the Non-Party Settlement a prohibition on contribution or indemnity of any kind substantially equivalent to that required from the Settling Distributors in Section XI.B.2, or a release from such Non-Released Entity in favor of the Released Entities (in a form equivalent to the releases contained in this Agreement) of any Claim-Over. The obligation to obtain

the prohibition and/or release required by this subsection is a material term of this Agreement.

4. In the event that any Releasor obtains a judgment with respect to Non-Party Covered Conduct against a Non-Released Entity that does not contain a prohibition like that described in Section XI.B.3, or any Releasor files a Non-Party Covered Conduct Claim against a Non-Released Entity in bankruptcy or a Releasor is prevented for any reason from obtaining a prohibition/release in a Non-Party Settlement as provided in Section XI.B.3, and such Non-Released Entity asserts a Claim-Over against a Released Entity, the Released Entity shall be relieved of the prohibition in Section XI.B.2 with respect to that Non-Released Entity and that Releasor and the Settling Distributors shall take the following actions to ensure that the Released Entities do not pay more with respect to Covered Conduct to Releasors or to Non-Released Entities than the amounts owed under this Settlement Agreement by the Settling Distributors:

a. Settling Distributors shall notify that Releasor of the Claim-Over within sixty (60) calendar days of the assertion of the Claim-Over or sixty (60) calendar days of the Effective Date of this Settlement Agreement, whichever is later;

b. Settling Distributors and that Releasor shall meet and confer concerning the means to hold Released Entities harmless and ensure that they are not required to pay more with respect to Covered Conduct than the amounts owed by Settling Distributors under this Agreement;

c. That Releasor and Settling Distributors shall take steps sufficient and permissible under the law of the State of the Releasor to hold Released Entities harmless from the Claim-Over and ensure Released Entities are not required to pay more with respect to Covered Conduct than the amounts owed by Settling Distributors under this Agreement. Such steps may include, where permissible:

(i) Filing of motions to dismiss or such other appropriate motion by Settling Distributors or Released Entities, and supported by Releasors, in response to any claim filed in litigation or arbitration;

(ii) Reduction of that Releasors' Claim and any judgment it has obtained or may obtain against such Non-Released Entity by whatever amount or percentage is necessary to extinguish such Claim-Over under applicable law, up to the amount that Releasor has obtained, may obtain, or has authority to control from such Non-Released Entity;

(iii) Placement into escrow of funds paid by the Non-Released Entities such that those funds are available to satisfy the Claim-Over;

(iv) Return of monies paid by Settling Distributors to that Releasor under this Settlement Agreement to permit satisfaction of a

judgment against or settlement with the Non-Released Entity to satisfy the Claim-Over;

(v) Payment of monies to Settling Distributors by that Releasor to ensure they are held harmless from such Claim-Over, up to the amount that Releasor has obtained, may obtain, or has authority to control from such Non-Released Entity;

(vi) Credit to the Settling Distributors under this Agreement to reduce the overall amounts to be paid under the Agreement such that they are held harmless from the Claim-Over; and

(vii) Such other actions as that Releasor and Settling Distributors may devise to hold Settling Distributors harmless from the Claim-Over.

d. The actions of that Releasor and Settling Distributors taken pursuant to paragraph (c) must, in combination, ensure Settling Distributors are not required to pay more with respect to Covered Conduct than the amounts owed by Settling Distributors under this Agreement.

e. In the event of any dispute over the sufficiency of the actions taken pursuant to paragraph (c), that Releasor and the Settling Distributors may seek review by the National Arbitration Panel, provided that, if the parties agree, such dispute may be heard by the state court where the relevant Consent Judgment was filed. The National Arbitration Panel shall have authority to require Releasors to implement a remedy that includes one or more of the actions specified in paragraph (c) sufficient to hold Released Entities fully harmless. In the event that the Panel's actions do not result in Released Entities being held fully harmless, Settling Distributors shall have a claim for breach of this Agreement by Releasors, with the remedy being payment of sufficient funds to hold Settling Distributors harmless from the Claim-Over. For the avoidance of doubt, the prior sentence does not limit or eliminate any other remedy that Settling Distributors may have.

5. To the extent that the Claim-Over is based on a contractual indemnity, the obligations under Section XI.B.4 shall extend solely to a Non-Party Covered Conduct Claim against a pharmacy, clinic, hospital or other purchaser or dispenser of Products, a manufacturer that sold Products, a consultant, and/or a pharmacy benefit manager or other third-party payor. Each Settling Distributor shall notify the Settling States, to the extent permitted by applicable law, in the event that any of these types of Non-Released Entity asserts a Claim-Over arising out of contractual indemnity against it.

C. *Indemnification and Contribution Prohibited.* No Released Entity shall seek to recover for amounts paid under this Agreement based on indemnification, contribution, or any other theory, from a manufacturer, pharmacy, hospital, pharmacy benefit manager, health insurer, third-party vendor, trade association, distributor, or health care practitioner. For the



avoidance of doubt, nothing herein shall prohibit a Released Entity from recovering amounts owed pursuant to insurance contracts.

D. *General Release.* In connection with the releases provided for in this Agreement, each Settling State (for itself and its Releasers) and Participating Subdivision expressly waives, releases, and forever discharges any and all provisions, rights, and benefits conferred by any law of any State or territory of the United States or other jurisdiction, or principle of common law, which is similar, comparable, or equivalent to § 1542 of the California Civil Code, which reads:

**General Release; extent.** A general release does not extend to claims that the creditor or releasing party does not know or suspect to exist in his or her favor at the time of executing the release and that if known by him or her, would have materially affected his or her settlement with the debtor or released party.

A Releaser may hereafter discover facts other than or different from those which it knows, believes, or assumes to be true with respect to the Released Claims, but each Settling State (for itself and its Releasers) and Participating Subdivision hereby expressly waives and fully, finally, and forever settles, releases and discharges, upon the Effective Date, any and all Released Claims that may exist as of such date but which Releasers do not know or suspect to exist, whether through ignorance, oversight, error, negligence or through no fault whatsoever, and which, if known, would materially affect the Settling States' decision to enter into this Agreement or the Participating Subdivisions' decision to participate in this Agreement.

E. *Assigned Interest Waiver.* To the extent that any Settling State has any direct or indirect interest in any rights of a third-party that is a debtor under the Bankruptcy Code as a result of a claim arising out of Covered Conduct by way of assignment or otherwise, including as a result of being the beneficiary of a trust or other distribution entity, to assert claims against a Settling Distributor (whether derivatively or otherwise), under any legal or equitable theory, including for indemnification, contribution, or subrogation, such Settling State waives the right to assert any such claim, or to receive a distribution or any benefit on account of such claim and such claim, distribution, or benefit shall be deemed assigned to such Settling Distributor.

F. *Res Judicata.* Nothing in this Agreement shall be deemed to reduce the scope of the res judicata or claim preclusive effect that the settlement memorialized in this Agreement, and/or any Consent Judgment or other judgment entered on this Agreement, gives rise to under applicable law.

G. *Representation and Warranty.* The signatories hereto on behalf of their respective Settling States expressly represent and warrant that they have (or have obtained, or will obtain no later than the Initial Participation Date) the authority to settle and release, to the maximum extent of the State's power, all Released Claims of (1) their respective Settling States, (2) all past and present executive departments, state agencies, divisions, boards, commissions and instrumentalities with the regulatory authority to enforce state and federal controlled substances acts, and (3) any of their respective Settling State's past and present executive departments, agencies, divisions, boards, commissions and instrumentalities that have the authority to bring Claims related to Covered Conduct seeking money (including abatement and/or remediation) or

revocation of a pharmaceutical distribution license. For the purposes of clause (3) above, executive departments, agencies, divisions, boards, commissions, and instrumentalities are those that are under the executive authority or direct control of the State's Governor. Also for the purposes of clause (3), a release from a State's Governor is sufficient to demonstrate that the appropriate releases have been obtained.

H. *Effectiveness.* The releases set forth in this Agreement shall not be impacted in any way by any dispute that exists, has existed, or may later exist between or among the Releasors. Nor shall such releases be impacted in any way by any current or future law, regulation, ordinance, or court or agency order limiting, seizing, or controlling the distribution or use of the Settlement Fund or any portion thereof, or by the enactment of future laws, or by any seizure of the Settlement Fund or any portion thereof.

I. *Cooperation.* Releasors (1) will not encourage any person or entity to bring or maintain any Released Claim against any Released Entity and (2) will reasonably cooperate with and not oppose any effort by Settling Distributors to secure the prompt dismissal of any and all Released Claims.

J. *Non-Released Claims.* Notwithstanding the foregoing or anything in the definition of Released Claims, this Agreement does not waive, release or limit any criminal liability, Claims for liability under tax law, Claims under securities law by a State Releasor as investor, Claims against parties who are not Released Entities, Claims by private individuals, and any claims arising under this Agreement for enforcement of this Agreement.

## **XII. Later Litigating Subdivisions**

A. *Released Claims against Released Entities.* Subject to Section XII.B, the following shall apply in the event a Later Litigating Subdivision in a Settling State maintains a lawsuit for a Released Claim against a Released Entity after the Reference Date:

1. The Released Entity shall take ordinary and reasonable measures to defend the action, including filing a Threshold Motion with respect to the Released Claim. The Released Entity shall further notify the Settling State and Settlement Fund Administrator immediately upon notice of a Later Litigating Subdivision bringing a lawsuit for a Released Claim, and shall not oppose a Settling State's submission in support of the Threshold Motion.

2. The provisions of this Section XII.A.2 apply if the Later Litigating Subdivision is a Primary Subdivision (except as provided in Section XII.A.2.f):

a. If a lawsuit including a Released Claim survives until the Suspension Deadline for that lawsuit, the Settlement Fund Administrator shall calculate the Suspension Amount applicable to the next Payment due from the Settling Distributor(s) at issue and apportioned to the State of the Later Litigating Subdivision and to Subdivisions in that State; *provided, however*, that the Suspension Amount for a Payment Year cannot exceed the Suspension Cap. The Suspension Amount shall be paid into the Settlement Fund Escrow account. If the Suspension Amount exceeds the Suspension Cap for that Payment Year, then the

remaining amount will be paid into the Settlement Fund Escrow in the following Payment Year, subject to the Suspension Cap for that Payment Year, and so forth in each succeeding Payment Year until the entire Suspension Amount has been paid into the Settlement Fund Escrow or the Released Claim is resolved, as provided below, whichever comes first. A suspension does not apply during the pendency of any appeal dismissing the lawsuit for a Released Claim in whole.

b. If the Released Claim is resolved with finality without requirement of payment by the Released Entity, the placement of any remaining balance of the Suspension Amount into the Settlement Fund Escrow shall cease and the Settlement Fund Administrator shall immediately transfer amounts in the Settlement Fund Escrow on account of the suspension to the Settling State at issue and its Participating Subdivisions. The lawsuit will not cause further suspensions unless the Released Claim is reinstated upon further review, legislative action, or otherwise.

c. If the Released Claim is resolved with finality on terms requiring payment by the Released Entity, the Settlement Fund Administrator will transfer the amounts in the Settlement Fund Escrow on account of the suspension to the Settling Distributor(s) at issue necessary to satisfy the payment obligation of the Released Entity to the relevant Later Litigating Subdivision. If any balance remains in the Settlement Fund Escrow on account of the suspension after transfer of the amount necessary to satisfy the payment obligation, the Settlement Fund Administrator will immediately transfer the balance to the Settling State at issue and its Participating Subdivisions. If the payment obligation of the Released Entity to the relevant Later Litigating Subdivision exceeds the amounts in the Settlement Fund Escrow on account of the suspension, the Settling Distributor at issue shall receive a dollar-for-dollar offset, subject to the yearly Offset Cap, for the excess amount against its obligation to pay its allocable share of Annual Payments that would be apportioned to the Settling State at issue and to its Subdivisions. The offset shall be applied as follows: first against the Settling Distributor's allocable share of the Annual Payment due in Payment Year 18, up to the Offset Cap for that Payment Year, with any remaining amounts above the Offset Cap applied against the Settling Distributor's allocable share of the Annual Payment due in Payment Year 17, up to the Offset Cap for that Payment Year, and so forth for each preceding Payment Year until the entire amount to be offset has been applied or no future Payment Years remain.

d. If the lawsuit asserting a Released Claim is resolved with finality on terms requiring payment by the Released Entity, and the Released Claim did not give rise to a suspension of any Settling Distributor's portion of any Annual Payments (*e.g.*, because it was resolved during Payment Years 1 or 2, during which all Settling States are deemed eligible for Incentive Payment A and thus no suspension of payments took place, as provided by Section XII.B), the Settling Distributor at issue shall receive a dollar-for-dollar offset, subject to the yearly Offset Cap, for the amount paid. The offset shall be applied against the relevant Settling Distributor's allocable portion of the Annual Payments starting in

Payment Year 18 and working backwards as set forth in Section XII.A.2.c. If the lawsuit for a Released Claim is otherwise resolved by the Released Entity, without the Settling Distributor filing a Threshold Motion despite an opportunity to do so, and the Released Claim did not give rise to a suspension of any Settling Distributor's portion of any Annual Payments, the Settling Distributor at issue shall not receive any offset for the amount paid.

e. If more than one Primary Subdivision in a Settling State becomes a Later Litigating Subdivision, a single Suspension Cap applies and the total amounts deducted from the share of the Annual Payment allocated to the Settling State and its Participating Subdivisions in a given Payment Year cannot exceed the Suspension Cap. For the avoidance of doubt, an individual Primary Subdivision shall not trigger more than one suspension regardless if it (or any of its officials) is named as multiple plaintiffs in the same lawsuit.

f. This Section XII.A.2 shall not apply with respect to a Primary Subdivision that is either (i) a Later Litigating Subdivision under clause (3) of the definition of that term solely because a legislative Bar or legislative Case-Specific Resolution applicable as of the Reference Date is invalidated by judicial decision after the Reference Date or (ii) a Later Litigating Subdivision under clause (4) of the definition of that term. Such a Primary Subdivision shall be treated as a General Purpose Government under Section XII.A.3.

3. The terms of this Section XII.A.3 apply if a the Later Litigating Subdivision is not a Primary Subdivision (except for Primary Subdivisions referenced in Section XII.A.2.f) but is a General Purpose Government, School District, Health District or Hospital District: if the Released Claim is resolved with finality on terms requiring payment by the Released Entity, the Settling Distributor at issue shall receive a dollar-for-dollar offset, subject to the yearly Offset Cap, for the amount paid against its portion of the obligation to make Annual Payments that would be apportioned to the Settling State at issue and to its Subdivisions. The offset shall be applied as follows: first against the relevant Settling Distributor's allocable share of the Annual Payment due in Payment Year 18, up to the Offset Cap for that Payment Year, with any remaining amounts above the Offset Cap applied against the Payment due in Payment Year 17, up to the Offset Cap for that Payment Year, and so forth for each preceding Payment Year until the entire amount to be offset has been applied or no future Payment Year remains. If the Released Claim is resolved on terms requiring payment during the first two (2) Payment Years, in no case will any amounts be offset against the amounts due in Payment Years 1 and 2.

4. In no event shall the total of Suspension Amounts and offsets pursuant to this Section applicable to a Settling State in a Payment Year for that Payment Year exceed the Offset Cap for that State. If, in a Payment Year, the total of Suspension Amounts and offsets applicable to a Settling State exceeds the Offset Cap, the Suspension Amounts shall be reduced so that the total of Suspension Amounts and offsets equals the Offset Cap.

5. For the avoidance of doubt, any offset pursuant to this Section XII in a Settling State that is not eligible for Incentive Payment A shall continue to apply even if the Settling State at issue subsequently becomes eligible for Incentive Payment A.

6. “*Terms requiring payment*” shall mean (i) a final monetary judgment or (ii) a settlement; *provided* that the Released Entity sought the applicable State Attorney General’s consent to the settlement and such consent was either obtained or unreasonably withheld. Should the judgment or settlement resolve claims that are not Released Claims, the offset shall be for the Released Claims portion only, which shall be distinguishable in the judgment or settlement.

B. *Exceptions.*

1. Section XII.A shall not apply where the Settling State at issue meets the eligibility criteria for and is entitled to Incentive Payment A for the Payment Year at issue, except as expressly provided therein. For the avoidance of doubt, because all Settling States are deemed eligible for Incentive Payment A for Payment Years 1 and 2 under Section IV.F.1.c, a suspension of Payments under Section XII.A.2 shall not apply to any Settling States for those Payment Years.

2. An offset under Section XII.A.2 and Section XII.A.3 shall not apply where the Later Litigating Subdivision opted out of a Settlement Class Resolution in the Settling State at issue that was in full force and effect in that Settling State as of the due date of the payment for Payment Year 2 and remains in full force and effect; *provided* that an offset relating to that Subdivision may apply under Section XIII.

3. Section XII.A shall not apply where the Later Litigating Subdivision seeks less than \$10 million, or so long as its total claim is reduced to less than \$10 million, in the lawsuit for a Released Claim at issue.

4. An offset under Section XII.A.3 shall not apply where the applicable Participation Tier is Participation Tier 1 and the population of the Later Litigating Subdivision is under 10,000.

5. If the applicable Participation Tier is Participation Tier 2 or higher, and the Later Litigating Subdivision has a population less than 10,000, the offset under Section XII.A.3 shall only apply to amounts paid pursuant to a settlement or judgment that are over \$10 million per case or resolution. Any type of consolidated or aggregated or joined or class actions, however styled, shall be considered a single case, and any resolutions that occur within a sixty (60) calendar day period of each other and involve Later Litigating Subdivisions that share common counsel and/or are created by the same or related judgments, settlement agreements, or other instruments or are conditioned upon one another, shall be considered a single resolution. For the avoidance of doubt, any such case or resolution shall have only a single \$10,000,000 exemption from the offset under Section XII.A.3.

C. *No Effect on Other Provisions.* A suspension or offset under Section XII.A shall not affect the Injunctive Relief Terms or the Consent Judgment.

D. *No Effect on Other States.* A suspension or offset under Section XII.A applicable to one State shall not affect the allocation or payment of the Annual Payment to other Settling States.

### **XIII. Reductions/Offsets**

A. *Non-Settling States.* Non-Settling States shall not be eligible for any payments or have any rights in connection with this Agreement. Accordingly, the stated maximum dollar amounts of the payments specified in Exhibit M are reduced by the aggregate Overall Allocation Percentage of Non-Settling States as set forth in Exhibit F.

B. *Offset Relating to Incentive Payment A.* If a Settling State is not eligible for Incentive Payment A at the third Payment Date, the Settling Distributors shall receive an offset with respect to that State.<sup>10</sup> The offset shall be the dollar amount difference between (1) the total amount of the Incentive Payment A due from the Settling Distributors on the Effective Date and on the Payment Date for Payment Year 2 allocated to that State and its Participating Subdivisions, and (2) the total amount of Incentive Payments B and C that would have been due from the Settling Distributors on the Effective Date and on the Payment Date for Payment Year 2 so allocated but for the State's deemed eligibility for Incentive Payment A. The offset shall be applied in equal installments to reduce the Annual Payments for Payment Years 3 through 7 that would be apportioned to that State and to its Subdivisions, and shall remain applicable even if that State subsequently becomes eligible for Incentive Payment A.

C. *Settlement Class Resolution Opt Outs.* If a Settling State is eligible for Incentive Payment A on the basis of a Settlement Class Resolution, and a Primary Subdivision that opted out of the Settlement Class Resolution maintains a lawsuit asserting a Released Claim against a Released Entity, the following shall apply. If the lawsuit asserting a Released Claim either survives a Threshold Motion or has an unresolved Threshold Motion fewer than sixty (60) calendar days prior to the scheduled start of a trial involving a Released Claim, and is resolved with finality on terms requiring payment by the Released Entity, the Settling Distributor at issue shall receive a dollar-for-dollar offset for the amount paid against its obligation to make remaining Incentive Payment A payments that would be apportioned to that State and to its Subdivisions. For the avoidance of doubt, an offset shall not be applicable under this subsection if it is applicable under Section XII.A with respect to the Subdivision at issue.

D. *Revoked Bar, Settlement Class Resolution, or Case-Specific Resolution.* If the Settling Distributors made any Annual Payments that included any incentive payments earned as a result of the existence of a Bar, Settlement Class Resolution, or Case-Specific Resolution in a Settling State, and there is subsequently a Revocation Event with respect to that Bar, Settlement Class Resolution, or Case-Specific Resolution after the determination of the amount of such Annual Payment, the Settling Distributors shall receive a dollar-for-dollar offset against the portion of remaining Annual Payments that would be allocated to that State and its Participating Subdivisions. This offset will be calculated as the dollar amount difference between (1) the total amount of incentive payments paid by the Settling Distributors by virtue of the Bar, Settlement

---

<sup>10</sup> For purposes of this provision, in determining whether a Settling State would not be eligible for Incentive Payment A for Payment Year 3, the criteria set forth in Section IV.F.1.b shall apply to that Payment Year.

Class Resolution, or Case-Specific Resolution subject to the Revocation Event and (2) the total amount of incentive payments that would have been due from the Settling Distributors during that time had the Bar, Settlement Class Resolution, or Case-Specific Resolution subject to the Revocation Event not been in effect. The amount of incentive payments that would have been due, referenced in clause (2) above, will be calculated one hundred eighty (180) calendar days after the Revocation Event; for purposes of calculating the amount of incentive payments that would have been due, any relevant Subdivision shall be included as a Participating Subdivision if: (1) its Released Claims are extinguished by any subsequent Bar, Settlement Class Resolution, or Case-Specific Resolution in effect as of the date of such calculation, or (2) it becomes a Participating Subdivision (in addition to all other Participating Subdivisions) prior to the date of such calculation.

E. *Certain Taxes.* Amounts paid by a Settling Distributor under an Opioid Tax in a Settling State in a Payment Year shall give rise to a dollar-for-dollar offset against that Settling Distributor's obligation to pay its share of the Annual Payment in that Payment Year that would be allocated to the taxing State or its Participating Subdivisions. If such amounts paid exceed that Settling Distributor's allocable share of the Annual Payment allocable to the taxing State or its Participating Subdivisions in that Payment Year, the excess shall carry forward as an offset against its allocable share of remaining Annual Payments that would be allocated to the taxing State or its Participating Subdivisions

F. *Not Subject to Suspension Cap or Offset Cap.* For the avoidance of doubt, neither the Suspension Cap nor the Offset Cap apply to the offsets and reductions set forth in this Section XIII.

#### **XIV. Miscellaneous**

A. *Population of General Purpose Governments.* The population figures for General Purpose Governments shall be the published U.S. Census Bureau's population estimates for July 1, 2019, released May 2020. These population figures shall remain unchanged during the term of this Agreement.<sup>11</sup>

B. *Population of Special Districts.* For any purpose in this Agreement in which the population of a Special District is used other than Section IV.F.1.b: (a) School Districts' population will be measured by the number of students enrolled who are eligible under the Individuals with Disabilities Education Act ("IDEA") or Section 504 of the Rehabilitation Act of 1973; (b) Health Districts' and Hospital Districts' population will be measured at twenty-five percent (25%) of discharges; and (c) all other Special Districts' (including Fire Districts' and Library Districts') population will be measured at ten percent (10%) of the population served. The Settling Distributors and the Enforcement Committee shall meet and confer in order to agree on data sources for purposes of this Section prior to the Preliminary Agreement Date.

---

<sup>11</sup> The estimates for counties and parishes were accessed at <https://www.census.gov/data/datasets/time-series/demo/popest/2010s-countiestotal.html>. The estimates for cities and towns can currently be found at <https://www.census.gov/data/datasets/time-series/demo/popest/2010s-total-cities-and-towns.html>.

C. *Population Associated with Sheriffs.* For any purpose in this Agreement in which the population associated with a lawsuit by a sheriff is used, the population will be measured at twenty percent (20%) of the capacity of the jail(s) operated by the sheriff.

D. *No Admission.* The Settling Distributors do not admit liability or wrongdoing. Neither this Agreement nor the Consent Judgments shall be considered, construed or represented to be (1) an admission, concession or evidence of liability or wrongdoing or (2) a waiver or any limitation of any defense otherwise available to the Settling Distributors.

E. *Most-Favored-Nation Provision.*—Settling States.

1. If, after the Reference Date, any Settling Distributor enters into any settlement agreement with any Non-Settling State that resolves Claims similar in scope to the Claims released by a Settling State under this Agreement on overall payment terms that are more favorable to such Non-Settling State than the overall payment terms of the Agreement (after due consideration of relevant differences in population or other appropriate factors), then the Settling States, individually or collectively, may elect to seek review, pursuant to Section XIV.E.3, of the overall payment terms of this Agreement and the Non-Settling State agreement so that such Settling State(s) may obtain, with respect to that Settling Distributor, overall payment terms at least as favorable as those obtained by such Non-Settling State. “*Overall payment terms*” refers to consideration of all payment terms of the two agreements, taken together, including, but not limited to the amount of payments, the timing of payments, and conditions or contingencies on payments.

2. For any settlement with a Non-Settling State involving Released Claims that is entered into after the Reference Date, Settling Distributors shall provide the Enforcement Committee with a copy of the settlement agreement or relevant consent judgment within thirty (30) calendar days of the consummation of such settlement. The Enforcement Committee will promptly distribute such copy to all Settling States.

3. In the event that one or more Settling State(s) believes that the overall payment terms of an agreement by a Settling Distributor with a Non-Settling State are more favorable to the Non-Settling State, when compared based on the totality of the considerations set forth in Section XIV.E.1, the Settling State(s) and the Settling Distributor shall engage in the following process:

a. The Settling State(s) shall provide notice, within sixty (60) calendar days of the date on which a settlement agreement or consent judgment is provided to the Enforcement Committee, to the Settling Distributor of its (their) intent to seek revision of this Agreement to provide payment terms that are, on an overall basis, as favorable as those obtained by the Non-Settling State. Such notice shall be confidential and not disclosed publicly to the extent allowed by law and shall state, in detail, the basis for the State’s (States’) belief that it (they) is entitled to a revision of the Agreement.



b. The Settling Distributor shall, within thirty (30) calendar days, provide a response to the Settling State(s), explaining its position, in detail, as to whether the Settling State(s) is entitled to more favorable overall payment terms than those provided for in this Agreement.

c. In the event the Settling State(s) and Settling Distributor do not reach agreement as to the application of Section XIV.E.1, the Settling State(s) may petition the National Arbitration Panel to seek a ruling from the Panel as to the applicability of Section XIV.E.1, provided that the Settling State(s) may seek such review only if at least five (5) Settling States co-sign the petition. The Panel shall consider submissions and argument by the parties pursuant to the procedures set forth in Section VI.F.2.

d. The Settling State(s) and the Settling Distributor shall be bound by the determination of the National Arbitration Panel.

4. This Section XIV.E does not apply to, and there is no ability of any Settling State to seek or obtain revision of this Agreement based on, any Non-Settling State agreement with any Settling Distributor that is entered into with: (a) a Non-Settling State after a date sixty (60) calendar days prior to the scheduled start date of a trial between any Settling Distributor and the Non-Settling State or any severed or bifurcated portion thereof, provided that, where, in order to complete a settlement, a Non-Settling State and a Settling Distributor jointly request an adjournment of the scheduled start date of a trial within sixty (60) days of that date, this exception will apply as if the trial date had not been adjourned; (b) a Non-Settling State that previously litigated to judgment a case related to opioids against any manufacturer, distributor, or pharmacy; or (c) a Non-Settling State that has obtained any court order or judicial determination that grants judgment (in whole or in part) against any Settling Distributor. For avoidance of doubt, the National Arbitration Panel shall have no power to review agreements described in this paragraph.

5. This Section XIV.E does not apply to, and there is no ability of any Settling State to seek or obtain revision of this Agreement based on, any agreement between a Settling Distributor and (a) federally-recognized tribe(s) or (b) West Virginia subdivisions or (c) Non-Participating Subdivisions. This Section XIV.E will not apply to any agreement entered into more than eighteen (18) months after the Reference Date.

F. *Tax Cooperation and Reporting.*

1. Upon request by any Settling Distributor, the Settling States and Participating Subdivisions agree to perform such further acts and to execute and deliver such further documents as may be reasonably necessary for the Settling Distributors to establish the statements set forth in Section V.E.3 to the satisfaction of their tax advisors, their independent financial auditors, the Internal Revenue Service, or any other governmental authority, including as contemplated by Treasury Regulations Section 1.162-21(b)(3)(ii) and any subsequently proposed or finalized relevant regulations or administrative guidance.

2. Without limiting the generality of Section XIV.F.1, each Settling State and Participating Subdivision shall cooperate in good faith with any Settling Distributor with respect to any tax claim, dispute, investigation, audit, examination, contest, litigation, or other proceeding relating to this Agreement.

3. The Designated State, as defined in Section I.P as New York, on behalf of all Settling States and Participating Subdivisions, shall designate one of its officers or employees to act as the “appropriate official” within the meaning of Treasury Regulations Section 1.6050X-1(f)(1)(ii)(B) (the “*Appropriate Official*”). The Designated State shall direct and ensure that the Appropriate Official timely (a) files (i) at the time this Agreement becomes binding on the Parties, an IRS Form 1098-F in the form attached as Exhibit U, Exhibit V, and Exhibit W with respect to each of the Settling Distributors and (ii) any legally required returns or amended returns with any applicable governmental authority, or any returns requested by the respective Settling Distributors, and (b) provides to each of the Settling Distributors a copy of (i) the IRS Form 1098-F filed with respect to such Settling Distributor and (ii) any legally required written statement pursuant to any applicable law and any other document referred to in clause (a)(ii) above. Any such form, return, or statement shall be prepared and filed in a manner fully consistent with Section V.E.3.

4. The Settling States and Participating Subdivisions agree that any return, amended return, or written statement filed or provided pursuant to paragraph 3, and any similar document, shall be prepared and filed in a manner consistent with reporting each Settling Distributor’s portion of the Global Settlement Amount as the “Total amount to be paid” pursuant to this Agreement in Box 1 of IRS Form 1098-F and each Settling Distributor’s portion of the Compensatory Restitution Amount as “Restitution/remediation amount” in Box 2 of IRS Form 1098-F, as reflected in the attached Exhibit U, Exhibit V, and Exhibit W. If the Designated State or Appropriate Official shall be required to file any return, amended return, or written statement contemplated by this Section XIV.F other than an IRS Form 1098-F in the form attached as Exhibit U, Exhibit V, and Exhibit W, the Designated State shall direct and ensure that the Appropriate Official provides to each Settling Distributor a draft of such return, amended return, or written statement in respect of such Settling Distributor no later than sixty (60) calendar days prior to the due date thereof and shall accept and reflect any reasonable comments of such Settling Distributor on the return, amended return, or written statement in respect of such Settling Distributor.

5. For the avoidance of doubt, neither the Settling Distributors nor the Settling States and Participating Subdivisions make any warranty or representation to any Settling State, Participating Subdivision, or Releasor as to the tax consequences of the payment of the Compensatory Restitution Amount (or any portion thereof).

G. *No Third-Party Beneficiaries.* Except as expressly provided in this Agreement, no portion of this Agreement shall provide any rights to, or be enforceable by, any person or entity that is not a Settling State or Released Entity. No Settling State may assign or otherwise convey any right to enforce any provision of this Agreement.

H. *Calculation.* Any figure or percentage referred to in this Agreement shall be carried to seven decimal places.

I. *Construction.* None of the Parties and no Participating Subdivision shall be considered to be the drafter of this Agreement or of any of its provisions for the purpose of any statute, case law, or rule of interpretation or construction that would or might cause any provision to be construed against the drafter of this Agreement. The headings of the provisions of this Agreement are not binding and are for reference only and do not limit, expand, or otherwise affect the contents or meaning of this Agreement.

J. *Cooperation.* Each Party and each Participating Subdivision agrees to use its best efforts and to cooperate with the other Parties and Participating Subdivisions to cause this Agreement and the Consent Judgments to become effective, to obtain all necessary approvals, consents and authorizations, if any, and to execute all documents and to take such other action as may be appropriate in connection herewith. Consistent with the foregoing, each Party and each Participating Subdivision agrees that it will not directly or indirectly assist or encourage any challenge to this Agreement or any Consent Judgment by any other person, and will support the integrity and enforcement of the terms of this Agreement and the Consent Judgments.

K. *Entire Agreement.* This Agreement, including its exhibits and any other attachments, embodies the entire agreement and understanding between and among the Parties and Participating Subdivisions relating to the subject matter hereof and supersedes (1) all prior agreements and understandings relating to such subject matter, whether written or oral and (2) all purportedly contemporaneous oral agreements and understandings relating to such subject matter.

L. *Execution.* This Agreement may be executed in counterparts and by different signatories on separate counterparts, each of which shall be deemed an original, but all of which shall together be one and the same Agreement. One or more counterparts of this Agreement may be delivered by facsimile or electronic transmission with the intent that it or they shall constitute an original counterpart hereof. One or more counterparts of this Agreement may be signed by electronic signature.

M. *Good Faith and Voluntary Entry.* Each Party warrants and represents that it negotiated the terms of this Agreement in good faith. Each of the Parties and Participating Subdivisions warrants and represents that it freely and voluntarily entered into this Agreement without any degree of duress or compulsion. The Parties and Participating Subdivisions state that no promise of any kind or nature whatsoever (other than the written terms of this Agreement) was made to them to induce them to enter into this Agreement.

N. *Legal Obligations.* Nothing in this Agreement shall be construed as relieving any Settling Distributor of the obligation to comply with all state and federal laws, regulations or rules, nor shall any of the provisions herein be deemed to be permission to engage in any acts or practices prohibited by such laws, regulations, or rules. Except with respect to the Injunctive Relief Terms, in the event of a conflict between this Agreement and any requirement or requirements of federal, state, or local laws, such that a Settling Distributor cannot comply with this Agreement without violating such a requirement or requirements, the Settling Distributor

shall document such conflicts and notify the Attorney(s) General of the relevant Settling State(s) that it intends to comply with the requirement or requirements to the extent necessary to eliminate the conflict. With respect to the Injunctive Relief Terms, in the event of such a conflict, the procedures set forth in Section III.X of the Injunctive Relief Terms will be followed.

O. *No Prevailing Party.* The Parties and Participating Subdivisions each agree that they are not the prevailing party in this action, for purposes of any claim for fees, costs, or expenses as prevailing parties arising under common law or under the terms of any statute, because the Parties and Participating Subdivisions have reached a good faith settlement. The Parties and Participating Subdivisions each further waive any right to challenge or contest the validity of this Agreement on any ground, including, without limitation, that any term is unconstitutional or is preempted by, or in conflict with, any current or future law. Nothing in the previous sentence shall modify, or be construed to conflict with, Section XIV.M.

P. *Non-Admissibility.* The settlement negotiations resulting in this Agreement have been undertaken by the Parties and by certain representatives of the Participating Subdivisions in good faith and for settlement purposes only, and no evidence of negotiations or discussions underlying this Agreement shall be offered or received in evidence in any action or proceeding for any purpose. This Agreement shall not be offered or received in evidence in any action or proceeding for any purpose other than in an action or proceeding arising under or relating to this Agreement.

Q. *Notices.* All notices or other communications under this Agreement shall be in writing (including, but not limited to, electronic communications) and shall be given to the recipients indicated below:

For the Attorney(s) General:

Ashley Moody,  
Attorney General  
State of Florida  
The Capitol,  
PL-01  
Tallahassee, FL 32399

Josh Stein, Attorney General  
North Carolina Department of Justice  
Attn: Daniel Mosteller  
PO Box 629  
Raleigh, NC 27602  
Dmosteller@ncdoj.gov

For the Plaintiffs' Executive Committee:

Paul F. Farrell  
Farrell Law

P.O. Box 1180  
Huntington, WV 25714-1180

Jayne Conroy  
Simmons Hanly Conroy LLC  
112 Madison Avenue, 7<sup>th</sup> Floor  
New York, NY 10016-7416  
JConroy@simmonsfirm.com

Joseph F. Rice  
Motley Rice LLC  
28 Bridgeside Blvd.  
Mount Pleasant, SC 29464  
jrice@motleyrice.com

Peter Mougey  
Levin Papantonio Rafferty  
316 South Baylen St.  
Pensacola, FL 32502  
pmougey@levinlaw.com

Paul J. Geller  
Robbins Feller Rudman & Dowd LLP  
120 East Palmetto Park Road  
Boca Raton, FL 33432  
PGeller@rgrdlaw.com

For Settling Distributors:

Copy to AmerisourceBergen Corporation's attorneys at:  
Attn: Michael T. Reynolds  
Cravath, Swaine & Moore  
825 Eighth Avenue  
New York, NY 10019  
mreynolds@cravath.com

Copy to Cardinal Health, Inc.'s attorneys at:  
Attn: Jeffrey M. Wintner, Esq.  
Attn: Elaine P. Golin, Esq.  
Wachtell, Lipton, Rosen & Katz  
51 West 52nd Street  
New York, NY 10019  
JMWintner@wlrk.com  
EPGolin@wlrk.com

Attn: JB Kelly, Esq.  
Cozen O'Connor  
1200 19th ST NW  
Washington DC 20036  
jbkelly@cozen.com

Copy to McKesson Corporation's attorneys at:  
Attn: Thomas J. Perrelli  
Jenner & Block LLP  
1099 New York Ave., NW, Suite 900  
Washington, D.C. 20001  
tperrelli@jenner.com

Any Party or the Plaintiffs' Executive Committee may change or add the contact information of the persons designated to receive notice on its behalf by notice given (effective upon the giving of such notice) as provided in this Section XIV.P.

R. *No Waiver.* The waiver of any rights conferred hereunder shall be effective only if made by written instrument executed by the waiving Party or Parties. The waiver by any Party of any breach of this Agreement shall not be deemed to be or construed as a waiver of any other breach, whether prior, subsequent, or contemporaneous, nor shall such waiver be deemed to be or construed as a waiver by any other Party.

S. *Preservation of Privilege.* Nothing contained in this Agreement or any Consent Judgment, and no act required to be performed pursuant to this Agreement or any Consent Judgment, is intended to constitute, cause, or effect any waiver (in whole or in part) of any attorney-client privilege, work product protection, or common interest/joint defense privilege, and each Party and Participating Subdivision agrees that it shall not make or cause to be made in any forum any assertion to the contrary.

T. *Successors.*

1. This Agreement shall be binding upon, and inure to the benefit of, the Settling Distributors and their respective successors and assigns.

2. A Settling Distributor shall not, in one (1) transaction or a series of related transactions, sell or transfer U.S. assets having a fair market value equal to twenty-five percent (25%) or more of the consolidated assets of such Settling Distributor (other than sales or transfers of inventories, or sales or transfers to an entity owned directly or indirectly by such Settling Distributor) where the sale or transfer is announced after the Reference Date, is not for fair consideration, and would foreseeably and unreasonably jeopardize such Settling Distributor's ability to make the payments under this Agreement that are due on or before the third Payment Date following the close of a sale or transfer transaction, unless the Settling Distributor obtains the acquiror's agreement that it will be either a guarantor of or successor to the percentage of that Settling Distributor's remaining Payment Obligations under this Agreement equal to the percentage of the

Settling Distributor's consolidated assets being sold or transferred in such transaction. Percentages under this section shall be determined in accordance with United States generally accepted accounting principles and as of the date of the Settling Distributor's most recent publicly filed consolidated balance sheet prior to the date of entry into the sale or transfer agreement at issue. This Section XIV.T shall be enforceable solely by the Enforcement Committee, and any objection under this Section XIV.T not raised within twenty (20) calendar days of the announcement of the relevant transaction is waived. Any dispute under this Section XIV.T shall be a National Dispute as described in Section VI.F.2 and must be raised exclusively with the National Arbitration Panel as described therein within twenty (20) calendar days of the announcement, and the sole remedy shall be an order enjoining the transaction.

3. A Settling Distributor shall not, in one (1) transaction or a series of related transactions, sell or transfer (other than sales or transfers to an entity owned directly or indirectly by such Settling Distributor) more than twenty-five percent (25%) of the distribution centers within its Full-Line Wholesale Pharmaceutical Distribution Business (as that term is defined in the Injunctive Relief Terms) where the sale or transfer is announced after the Reference Date, unless the Settling Distributor obtains the acquiror's agreement that it will be bound by the Injunctive Relief Terms.

U. *Modification, Amendment, Alteration.* After the Reference Date, any modification, amendment, or alteration of this Agreement by the Parties shall be binding only if evidenced in writing signed by the Settling Distributor to which the modification, amendment, or alteration applies, if the change applies to less than all Settling Distributors, along with the signatures of at least thirty-seven of those then serving Attorneys General of the Settling States along with a representation from each Attorney General that either: (1) the advisory committee or similar entity established or recognized by that Settling State (either pursuant to Section V.E.2.d, by a State-Subdivision Agreement, or by statute) voted in favor of the modification, amendment or alteration of this Agreement including at least one member appointed by the Participating Subdivisions listed on Exhibit G; or (2) in States without any advisory committee, that 50.1% (by population) of the Participating Subdivisions listed on Exhibit G expressed approval of the modification, amendment, or alteration of this Agreement in a writing.

V. *Termination.*

1. Unless otherwise agreed to by each of the Settling Distributors and the Settling State in question, this Agreement and all of its terms (except Section XIV.P and any other non-admissibility provisions, which shall continue in full force and effect) shall be canceled and terminated with respect to the Settling State, and the Agreement and all orders issued by the courts in the Settling State pursuant to the Agreement shall become null and void and of no effect if one or more of the following conditions applies:

a. a Consent Judgment approving this Agreement without modification of any of the Agreement's terms has not been entered as to the Settling State by a court of competent jurisdiction on or before one hundred eighty (180) calendar days after the Effective Date;

b. this Agreement or the Consent Judgment as to that Settling State has been disapproved by a court of competent jurisdiction to which it was presented for approval and/or entry (or, in the event of an appeal from or review of a decision of such a court to approve this Agreement and the Consent Judgment, by the court hearing such appeal or conducting such review), and the time to appeal from such disapproval has expired, or, in the event of an appeal from such disapproval, the appeal has been dismissed or the disapproval has been affirmed by the court of last resort to which such appeal has been taken and such dismissal or disapproval has become no longer subject to further appeal (including, without limitation, review by the United States Supreme Court); or

2. If this Agreement is terminated with respect to a Settling State for whatever reason pursuant to Section XIV.V.1, then:

a. an applicable statute of limitation or any similar time requirement (excluding any statute of repose) shall be tolled from the date the Settling State signed this Agreement until the later of the time permitted by applicable law or for one year from the date of such termination, with the effect that the Settling Distributors and the Settling State in question shall be in the same position with respect to the statute of limitation as they were at the time the Settling State filed its action; and

b. the Settling Distributors and the Settling State in question shall jointly move the relevant court of competent jurisdiction for an order reinstating the actions and claims dismissed pursuant to the terms of this Agreement governing dismissal, with the effect that the Settling Distributors and the Settling State in question shall be in the same position with respect to those actions and claims as they were at the time the action or claim was stayed or dismissed.

3. Unless each of the Settling Distributors and the Enforcement Committee agrees otherwise, this Agreement, with the exception of the Injunctive Relief Terms that have their own provisions on duration, shall terminate as to all Parties as of the Payment Date for Payment Year 18, *provided* that all Settling Distributors that as of that date are not Bankrupt Settling Distributors have performed their Payment obligations under the Agreement as of that date. If fewer than all Settling Distributors that as of that date are not Bankrupt Settling Distributors have performed their Payment obligations under the Agreement as of that date, then the Agreement shall terminate as of that date as to any Settling Distributor that has performed its Payment obligations under the Agreement and the Agreement (a) shall terminate as to each of the remaining Settling Distributors that as of that date is not a Bankrupt Settling Distributor at such time as each performs its Payment obligations under the Agreement and (b) shall terminate as to all Parties at such time as all Settling Distributors that are not Bankrupt Settling Distributors have performed their Payment obligations under the Agreement. Notwithstanding any other provision in this Section XIV.V.3 or in this Agreement, all releases under this Agreement will remain effective despite any termination under this Section XIV.V.3.



W. *Governing Law.* Except (1) as otherwise provided in this Agreement or (2) as necessary, in the sole judgment of the National Arbitration Panel, to promote uniformity of interpretation for matters within the scope of the National Arbitration Panel's authority, this Agreement shall be governed by and interpreted in accordance with the respective laws of the Settling State, without regard to the conflict of law rules of such Settling State, that is seeking to enforce the Agreement against Settling Distributor(s) or against which Settling Distributor(s) are seeking enforcement. Notwithstanding any other provision in this subsection on governing law, any disputes relating to the Settlement Fund Escrow shall be governed by and interpreted in accordance with the law of the state where the escrow agent has its primary place of business.

X. *Bankruptcy.* The following provisions shall apply if a Settling Distributor enters Bankruptcy (a Settling Distributor which does so and takes the actions, or is otherwise subjected to the actions, referred to in (i) and/or (ii) herein being referred to as a "*Bankrupt Settling Distributor*") and (i) the Bankrupt Settling Distributor's bankruptcy estate recovers, pursuant to 11 U.S.C. § 550, any payments made under this Agreement, or (ii) this Agreement is deemed executory and is rejected by such Settling Distributor pursuant to 11 U.S.C. § 365:

1. In the event that both a number of Settling States equal to at least seventy-five percent (75%) of the total number of Settling States and Settling States having aggregate Overall Allocation Percentages as set forth on Exhibit F equal to at least seventy-five percent (75%) of the total aggregate Overall Allocation Percentages assigned to all Settling States deem (by written notice to the Settling Distributors other than the Bankrupt Settling Distributor) that the financial obligations of this Agreement have been terminated and rendered null and void as to such Bankrupt Settling Distributor (except as provided in Section XIV.X.1.a) due to a material breach by such Bankrupt Settling Distributor, whereupon, with respect to all Settling States:

a. all agreements, all concessions, all reductions of Releasing Parties' Claims, and all releases and covenants not to sue, contained in this Agreement shall immediately and automatically be deemed null and void as to such Bankrupt Settling Distributor; the Settling States shall be deemed immediately and automatically restored to the same position they were in immediately prior to their entry into this Settlement Agreement in respect to such Bankrupt Settling Distributor and the Settling States shall have the right to assert any and all claims against such Bankrupt Settling Distributor in the Bankruptcy or otherwise, subject to any automatic stay, without regard to any limits or agreements as to the amount of the settlement otherwise provided in this Agreement; *provided, however*, that notwithstanding the foregoing sentence, (i) all reductions of Releasing Parties' Claims, and all releases and covenants not to sue, contained in this Agreement shall remain in full force and effect as to all persons or entities other than the Bankrupt Settling Distributor itself; and (ii) in the event a Settling State asserts any Released Claim against a Bankrupt Settling Distributor after the rejection and/or termination of this Agreement with respect to such Settling Distributor as described in this Section XIV.X.1.a and receives a judgment, settlement or distribution arising from such Released Claim, then the amount of any payments such Settling State has previously received from such Bankrupt Settling Distributor under this Agreement shall be applied to reduce the amount of any

such judgment, settlement or distribution (provided that no credit shall be given against any such judgment, settlement or distribution for any payment that such Settling State is required to disgorge or repay to the Bankrupt Settling Distributor's bankruptcy estate); and

b. the Settling States may exercise all rights provided under the federal Bankruptcy Code (or other applicable bankruptcy or non-bankruptcy law) with respect to their Claims against such Bankrupt Settling Distributor subject to all defenses and rights of the Bankrupt Settling Distributor.

**EXHIBIT A**

**Alleged Harms**

The following expert reports that were filed in connection with the case captioned *In re National Prescription Opiate Litigation*, No. 1-17-md-02804 (S.D. Ohio):

1. Expert report of Professor David Cutler, dated March 25, 2019.
2. Expert report of Dr. Jeffrey B. Liebman, dated March 25, 2019.
3. Expert report of Professor Thomas McGuire regarding damages to Bellwethers, dated March 25, 2019.
4. Report of Professor Thomas McGuire regarding public nuisance, dated March 25, 2019.

## **EXHIBIT B**

### **Enforcement Committee Organizational Bylaws**

#### **ARTICLE I**

These bylaws constitute the code of rules adopted by the Settling States and Participating Subdivisions for the creation of an Enforcement Committee (the “*Committee*”) to exist and operate during the term of the Agreement with the Settling Distributors and shall control the regulation and management of the Committee’s affairs.

#### **ARTICLE II**

##### **Purpose**

The Committee is organized for the sole purpose of evaluating and taking such action as deemed reasonable, necessary, and appropriate by the members of the Committee on the matters delegated to the Committee under that certain Settlement Agreement between the Settling States and the Settling Distributors dated July 21, 2021.

#### **ARTICLE III**

##### **Members of the Committee**

**(1) Number of Members**

The Committee will consist of seventeen (17) members (the “*Members*”). Upon majority resolution of the Committee, the number of Members may be increased or decreased from time to time, but in no event shall a decrease have the effect of decreasing the total number of Members to less than seven Members.

**(2) Initial Members**

The Committee initially will consist of eleven Settling State Members and six Participating Subdivision Members, three of the Participating Subdivisions shall be counties and three shall be municipalities. The initial Settling State Members are representatives from: Connecticut, Delaware, Florida, Georgia, Massachusetts, New York, North Carolina, Ohio, Pennsylvania, Tennessee, and Texas. The initial Participating Subdivision Members are: (a) Bexar County, Texas; (b) Broward County, Florida; (c) Chicago, Illinois; (d) Cincinnati, Ohio; (e) Nashville, Tennessee; and (f) Nassau County, New York. Until the Reference Date contained in the Settlement Agreement, the Participating Subdivisions may designate their outside counsel to serve as their representative. After the Reference Date, an employee or official of the Participating Subdivision must be the designated as the representative of the Participating Subdivision.

**(3) Term of Members**

The term of office for Members of the Committee will be until the end of the term of the Settlement Agreement, eighteen (18) years, unless and until a Member withdraws or resigns from the Committee.

**(4) Resignation**

Any Member may resign at any time by delivering written notice to the Chairperson of the Committee. Such resignation shall take effect upon receipt or, if later, at the time specified in the notice.

**(5) Removal**

(a) Any Member may be removed without cause, at any time, by a majority of the entire Committee, at a Regular or Special Meeting called for that purpose. Any Member under consideration of removal must first be notified about the consideration by written notice at least five days prior to the meeting at which the vote takes place.

(b) In the event that any Member is not a Settling State or a Participating Subdivision or the Member subsequently becomes a Later Litigating Subdivision or otherwise does not support the Agreement, the Member shall be removed immediately without notice or vote of the Committee.

**(6) Vacancies**

In the event of a vacancy, the Members of the same type (Settling State or Participating Subdivision) shall select another Settling State or Participating Subdivision to fill that Member's position.

**(7) Compensation**

Members shall not receive any salaries or other compensation for their services, but, by resolution of the Committee, may be reimbursed for any actual expenses incurred in the performance of their duties for the Committee, as long as a majority of disinterested Members approve the reimbursement. Any reimbursement shall be sought from the Settlement Fund Administrator.

**ARTICLE IV**

**Conflicts of Interest and Code of Ethics**

If a Member, agent, or employee of the Committee has a conflict of interest, he or she may not participate in a vote, discussion, or decision about the matter. Each Member shall follow any applicable state or local law with respect to conflicts, gifts, and ethics.

**ARTICLE V**

**Committee Meetings**

**(1) Place of Meetings**

Meetings of the Committee will be held at any place that the Chairperson may designate, including by telephonic or electronic means.

**(2) Regular Meetings**

Regular meetings of the Committee shall be held as deemed necessary by the by the Chairperson or any three members.

**(3) Notice of Meetings**

Written notice of the date, time, place and subject of each meeting must be provided to the Members at least 72 hours before the scheduled time of the meeting, except when there is an emergency or urgent public necessity.

**(4) Quorum**

A majority of the incumbent Members (not counting vacancies) shall constitute a quorum for the purposes of convening a meeting or conducting business.

**(5) Voting and Proxy**

When it is necessary to vote on any matter before the Committee, Members may vote by electronic means as provided in these Bylaws. Proxy voting is permitted. In order for a matter to pass, the matter must have a majority vote of Members present and must have at least one vote from a Settling State Member and a Participating Subdivision Member. In the event that there is a Quorum, but no Settling State or Participating Subdivision Member is present, then a matter may pass with a simple majority vote.

**(6) Minutes**

The Committee shall prepare and keep minutes. The minutes must state the subject of each deliberation and indicate each vote, order, decision, or other action taken.

**ARTICLE VI**  
**Officers**

**(1) Roster of Officers**

The Committee shall have a Chairperson, a Vice Chairperson, and a Secretary. The Committee may have at its discretion, such other officers as may be appointed by the Members of the Committee. One person may hold two or more offices, except those serving as Chairperson.

**(2) Election and Removal of Officers**

All officers shall serve two-year terms. The election shall be conducted at the first meeting of the fiscal year. Officers shall remain in office until their successors have been selected. Officers may serve consecutive terms without limit. The election of officers shall be by majority vote of the Members of the Committee attending the meeting.

**(3) Vacancies**

If a vacancy occurs during the term of office for any elected officer, the Members of the Committee shall elect a new officer to fill the remainder of the term as soon as practical, by majority vote of Members present.

**(4) Chairperson**

The Chairperson will supervise and control the affairs of the Committee and shall exercise such supervisory powers as may be given him/her by the Members of the Committee. The Chairperson will perform all duties incident to such office and such other duties as may be

provided in these bylaws or as may be prescribed from time to time by the Committee. The Chairperson shall preside at all meetings and shall exercise parliamentary control in accordance with Robert's Rules of Order.

**(5) Vice Chairperson**

The Vice Chairperson shall act in place of the Chairperson in the event of the Chairperson's absence, inability, or refusal to act, and shall exercise and discharge such other duties as may be required by the Committee. The Vice Chairperson shall serve as the parliamentarian and interpret any ambiguities of the bylaws.

**(6) Secretary**

The Secretary will keep and maintain all records related to the Committee and take minutes of all meetings.

**(7) Records**

All elected officers and committee chairpersons shall relinquish their records to the Chairperson immediately upon the completion of their term of office or completion of their term of office or completion of a project.

**(8) Resignation**

An officer may resign the office while not resigning membership from the Committee, by submitting a letter to the Chairperson. Vacancies occurring in any office shall be appointed for the remainder of the term.

**ARTICLE VII**  
**Duties**

**(1) Prior to the Reference Date**

The Committee shall be responsible for any additional negotiations with the Settling Distributors, including, but not limited to, negotiating extensions of any periods created by the Settlement Agreement.

**(2) After the Enforcement Date**

The Committee shall establish procedures for the receipt of notices that a dispute exists concerning the Agreement and review of such disputes, pursuant to Section VI of the Agreement. Members may engage with Settling Distributors, Settling States, and Participating Subdivisions attempting to resolve any dispute without further action by the Committee. The Committee may request additional information from Settling Distributors, Settling States, and Participating Subdivisions to the extent the Committee believes such information is necessary to understand, resolve, or provide advice related to a dispute. The Committee shall endeavor to provide advice relative to the dispute no later than 60 days after receipt of notice.

**ARTICLE VIII**  
**Rules of Procedure**

The proceedings and business of the Committee shall be governed by Robert's Rules of Order unless otherwise waived by the Committee.

**ARTICLE IX**  
**Operations**

**(1) Records**

The Committee will keep correct and complete records and will also keep minutes of the proceedings of the Committee meetings and Committees. The Committee will keep at its principal place of business at a place designated by the Chairperson.

All elected officers and committee chairpersons shall relinquish their records to the Chairperson, immediately upon the completion of their term of office.

**(2) Inspection of Books and Records**

The minutes of a meeting are public records and shall be available for public inspection and copying on request to the Committee's Chairperson or the Chairperson's designee.

**(3) Amendments**

The bylaws may be amended at any time by a vote of a majority of Members present and must have at least one vote from a Settling State Member and a Participating Subdivision Member. In the event that there is a Quorum, but no Settling State or Participating Subdivision Member is present, then a matter may pass with a simple majority vote.



**EXHIBIT C**

**Litigating Subdivisions List<sup>12</sup>**

- |   |  |
|---|--|
| 1. Abbeville (AL), City of, Alabama                                     | 40. Chilton (AL), County of, Alabama                       |
| 2. Albertville (AL), City of, Alabama                                   | 41. Choctaw (AL), County of, Alabama                       |
| 3. Alexander City (AL), City of, Alabama                                | 42. Clanton (AL), City of, Alabama                         |
| 4. Anniston (AL), City of, Alabama                                      | 43. Clarke (AL), County of, Alabama                        |
| 5. Arab (AL), City of, Alabama  | 44. Clay (AL), County of, Alabama                          |
| 6. Argo (AL), City of, Alabama  | 45. Cleburne (AL), County of, Alabama                      |
| 7. Ashland (AL), City of, Alabama                                       | 46. Cleveland (AL), Town of, Alabama                       |
| 8. Ashville (AL), City of, Alabama                                      | 47. Coffee (AL), County of, Alabama                        |
| 9. Athens (AL), City of, Alabama  | 48. Colbert (AL), County of, Alabama                       |
| 10. Attalla (AL), City of, Alabama                                      | 49. Conecuh (AL), County of, Alabama                       |
| 11. Attentus Mouton, LLC d/b/a Lawrence<br>Medical Center (AL), Alabama | 50. Coosa (AL), County of, Alabama                         |
| 12. Auburn (AL), City of, Alabama                                       | 51. Cordova (AL), City of, Alabama                         |
| 13. Autauga (AL), County of, Alabama                                    | 52. Covington (AL), County of, Alabama                     |
| 14. Baldwin (AL), County of, Alabama                                    | 53. Crenshaw (AL), County of, Alabama                      |
| 15. Barbour (AL), County of, Alabama                                    | 54. Cullman (AL), City of, Alabama                         |
| 16. Berry (AL), Town of, Alabama  | 55. Cullman (AL), County of, Alabama                       |
| 17. Bibb (AL), County of, Alabama                                       | 56. Cullman Regional Medical Center, Inc.<br>(AL), Alabama |
| 18. Birmingham (AL), City of, Alabama                                   | 57. Dadeville (AL), City of, Alabama                       |
| 19. Blount (AL), County of, Alabama                                     | 58. Dale (AL), County of, Alabama                          |
| 20. Boaz (AL), City of, Alabama   | 59. Daleville (AL), City of, Alabama                       |
| 21. Brent (AL), City of, Alabama  | 60. Dallas (AL), County of, Alabama                        |
| 22. Bridgeport (AL), City of, Alabama                                   | 61. Daphne (AL), City of, Alabama                          |
| 23. Brookwood (AL), Town of, Alabama                                    | 62. Dauphin Island (AL), Town of, Alabama                  |
| 24. Brundidge (AL), City of, Alabama                                    | 63. Decatur (AL), City of, Alabama                         |
| 25. Bullock (AL), County of, Alabama                                    | 64. DeKalb (AL), County of, Alabama                        |
| 26. Butler (AL), County of, Alabama                                     | 65. Demopolis (AL), City of, Alabama                       |
| 27. Butler (AL), Town of, Alabama                                       | 66. Dora (AL), City of, Alabama                            |
| 28. Calera (AL), City of, Alabama                                       | 67. Dothan (AL), City of, Alabama                          |
| 29. Calhoun (AL), County of, Alabama                                    | 68. Double Springs (AL), Town of, Alabama                  |
| 30. Camp Hill (AL), Town of, Alabama                                    | 69. Douglas (AL), Town of, Alabama                         |
| 31. Carbon Hill (AL), City of, Alabama                                  | 70. Enterprise (AL), City of, Alabama                      |
| 32. Cedar Bluff (AL), Town of, Alabama                                  | 71. Escambia (AL), County of, Alabama                      |
| 33. Center Point (AL), City of, Alabama                                 | 72. Etowah (AL), County of, Alabama                        |
| 34. Centre (AL), City of, Alabama                                       | 73. Etowah (AL), County of (Sheriff),<br>Alabama           |
| 35. Centreville (AL), City of, Alabama                                  | 74. Eufaula (AL), City of, Alabama                         |
| 36. Chambers (AL), County of, Alabama                                   | 75. Evergreen (AL), City of, Alabama                       |
| 37. Cherokee (AL), County of, Alabama                                   | 76. Fairfield (AL), City of, Alabama                       |
| 38. Cherokee (AL), Town of, Alabama                                     |  |
| 39. Chickasaw (AL), City of, Alabama                                    |  |

---

<sup>12</sup> For purposes of calculating the percentage of Litigating Subdivisions pursuant to Section IV.F.2.b and Exhibit H, an individual Litigating Subdivision shall not be included more than once in the numerator, and shall not be included more than once in the denominator, of the calculation regardless if it (or any of its officials) is named as multiple plaintiffs in the same lawsuit; provided, however, that for the avoidance of doubt, no Litigating Subdivision will be excluded from the numerator or denominator under this sentence unless a Litigating Subdivision otherwise counted in the denominator has the authority to release the Claims (consistent with Section XI) of the Litigating Subdivision to be excluded.

77. Family Oriented Primary Health Care Clinic (AL), Alabama
78. Faunsdale (AL), Town of, Alabama
79. Fayette (AL), City of, Alabama
80. Fayette (AL), County of, Alabama
81. Fayette (AL), County of (Sheriff), Alabama
82. Florence (AL), City of, Alabama
83. Foley (AL), City of, Alabama
84. Fort Deposit (AL), Town of, Alabama
85. Fort Payne (AL), City of, Alabama
86. Franklin (AL), County of, Alabama
87. Fultondale (AL), City of, Alabama
88. Gadsden (AL), City of, Alabama
89. Geneva (AL), City of, Alabama
90. Geneva (AL), County of, Alabama
91. Geneva County Health Care Authority (AL), Alabama
92. Georgiana (AL), City of, Alabama
93. Geraldine (AL), Town of, Alabama
94. Gilbertown (AL), Town of, Alabama
95. Grant (AL), Town of, Alabama
96. Graysville (AL), City of, Alabama
97. Greene (AL), County of, Alabama
98. Greene County Hospital Board (AL), Alabama
99. Greensboro (AL), City of, Alabama
100. Greenville (AL), City of, Alabama
101. Guin (AL), City of, Alabama
102. Guntersville (AL), City of, Alabama
103. Gurley (AL), Town of, Alabama
104. Hale (AL), County of, Alabama
105. Haleyville (AL), City of, Alabama
106. Hamilton (AL), City of, Alabama
107. Hammondville (AL), Town of, Alabama
108. Hartselle (AL), City of, Alabama
109. Headland (AL), City of, Alabama
110. Health Care Authority of Cullman County (AL), Alabama
111. Health Care Authority of the City of Huntsville d/b/a HH Health System, et al. (AL), Alabama
112. Henagar (AL), City of, Alabama
113. Henry (AL), County of, Alabama
114. HH Health System-Athens Limestone, LLC d/b/a Athens Limestone Hospital (AL), Alabama
115. HH Health System-Morgan, LLC d/b/a Decatur Morgan Hospital-Decatur and Decatur Morgan Hospital-Parkway (AL), Alabama
116. HH Health System-Shoals, LLC d/b/a Helen Keller Hospital and Red Bay Hospital (AL), Alabama
117. Homewood (AL), City of, Alabama
118. Hoover (AL), City of, Alabama
119. Houston (AL), County of, Alabama
120. Hueytown (AL), City of, Alabama
121. Huntsville (AL), City of, Alabama
122. J. Paul Jones Hospital (AL), Alabama
123. Jackson (AL), County of, Alabama
124. Jackson County Health Care Authority (AL), Alabama
125. Jacksonville (AL), City of, Alabama
126. Jasper (AL), City of, Alabama
127. Jefferson (AL), County of, Alabama
128. Jefferson (AL), County of (Sheriff), Alabama
129. Killen (AL), City of, Alabama
130. Lamar (AL), County of, Alabama
131. Lamar (AL), County of (Sheriff), Alabama
132. Lanett (AL), City of, Alabama
133. Lauderdale (AL), County of, Alabama
134. Lawrence (AL), County of, Alabama
135. Leeds (AL), City of, Alabama
136. Leesburg (AL), City of, Alabama
137. Leighton (AL), Town of, Alabama
138. Level Plains (AL), City of, Alabama
139. Limestone (AL), County of, Alabama
140. Lincoln (AL), City of, Alabama
141. Linden (AL), City of, Alabama
142. Locust Fork (AL), Town of, Alabama
143. Louisville (AL), City of, Alabama
144. Lowndes (AL), County of, Alabama
145. Luverne (AL), City of, Alabama
146. Macon (AL), County of, Alabama
147. Madison (AL), City of, Alabama
148. Madison (AL), County of, Alabama
149. Marengo (AL), County of, Alabama
150. Marion (AL), City of, Alabama
151. Marion (AL), County of, Alabama
152. Marshall (AL), County of, Alabama
153. Marshall County (AL) Health Care Authority, Alabama
154. McKenzie (AL), Town of, Alabama
155. Midfield (AL), City of, Alabama
156. Mobile (AL), City of, Alabama
157. Mobile (AL), County Board of Health, Alabama
158. Mobile (AL), County of, Alabama
159. Monroe (AL), County of, Alabama
160. Monroe County Healthcare Authority (AL), Alabama
161. Monroe County Healthcare Authority d/b/a Monroe County Hospital (AL), Alabama
162. Monroeville (AL), City of, Alabama
163. Montgomery (AL), City of, Alabama

164. Montgomery (AL), County of, Alabama
165. Moody (AL), City of, Alabama
166. Morgan (AL), County of, Alabama
167. Moulton (AL), City of, Alabama
168. Mountain Brook (AL), City of, Alabama
169. Munford (AL), Town of, Alabama
170. Muscle Shoals (AL), City of, Alabama
171. Nauvoo (AL), City of, Alabama
172. New Hope (AL), City of, Alabama
173. Northport (AL), City of, Alabama
174. Oakman (AL), Town of, Alabama
175. Oneonta (AL), City of, Alabama
176. Opelika (AL), City of, Alabama
177. Opp (AL), City of, Alabama
178. Orange Beach (AL), City of, Alabama
179. Oxford (AL), City of, Alabama
180. Ozark (AL), City of, Alabama
181. Parrish (AL), City of, Alabama
182. Pell City (AL), City of, Alabama
183. Perry (AL), County of, Alabama
184. Phenix (AL), City of, Alabama
185. Pickens (AL), County of, Alabama
186. Piedmont (AL), City of, Alabama
187. Pike (AL), County of, Alabama
188. Pleasant Grove (AL), City of, Alabama
189. Powell (AL), Town of, Alabama
190. Prattville (AL), City of, Alabama
191. Priceville (AL), Town of, Alabama
192. Prichard (AL), City of, Alabama
193. Ragland (AL), City of, Alabama
194. Rainbow City (AL), City of, Alabama
195. Rainsville (AL), City of, Alabama
196. Red Bay (AL), City of, Alabama
197. Robertsdale (AL), City of, Alabama
198. Rockford (AL), Town of, Alabama
199. Russell (AL), County of, Alabama
200. Russellville (AL), City of, Alabama
201. Satsuma (AL), City of, Alabama
202. Scottsboro (AL), City of, Alabama
203. Selma (AL), City of, Alabama
204. Sheffield (AL), City of, Alabama
205. Shelby (AL), County of, Alabama
206. Sipsey (AL), City of, Alabama
207. Slocumb (AL), City of, Alabama
208. Spanish Fort (AL), City of, Alabama
209. Springville (AL), City of, Alabama
210. St. Clair (AL), County of, Alabama
211. Sumiton (AL), City of, Alabama
212. Sumter (AL), County of, Alabama
213. Sweet Water (AL), Town of, Alabama
214. Sylacauga (AL), City of, Alabama
215. Talladega (AL), City of, Alabama
216. Talladega (AL), County of, Alabama
217. Tallapoosa (AL), County of, Alabama
218. Tarrant (AL), City of, Alabama
219. The Bibb County Healthcare Authority (AL), Alabama
220. The Dale County Healthcare Authority (AL), Alabama
221. The DCH Health Care Authority (AL), Alabama
222. The Health Care Authority of Morgan County - City of Decatur (AL), Alabama
223. The Health Care Authority of the City of Huntsville d/b/a Huntsville Hospital (AL), Alabama
224. The Health Care Authority of the City of Huntsville d/b/a Huntsville Hospital for Women and Children (AL), Alabama
225. The Health Care Authority of the City of Huntsville d/b/a Madison Hospital (AL), Alabama
226. The Healthcare Authority for Baptist Health (AL), Alabama
227. The Sylacauga Health Care Authority (AL), Alabama
228. The Tombigbee Health Care Authority (AL), Alabama
229. Thomasville (AL), City of, Alabama
230. Troy (AL), City of, Alabama
231. Trussville (AL), City of, Alabama
232. Tuscaloosa (AL), City of, Alabama
233. Tuscaloosa (AL), County of, Alabama
234. Tuscumbia (AL), City of, Alabama
235. Tuskegee (AL), City of, Alabama
236. Union Springs (AL), City of, Alabama
237. Uniontown (AL), City of, Alabama
238. Vance (AL), Town of, Alabama
239. Vernon (AL), City of, Alabama
240. Vestavia Hills (AL), City of, Alabama
241. Walker (AL), County of, Alabama
242. Washington (AL), County of, Alabama
243. Weaver (AL), City of, Alabama
244. West Blocton (AL), Town of, Alabama
245. Wilcox (AL), County of, Alabama
246. Winfield (AL), City of, Alabama
247. Woodville (AL), Town of, Alabama
248. Yellow Bluff (AL), Town of, Alabama
249. Apache (AZ), County of, Arizona
250. Bullhead City (AZ), City of, Arizona
251. Cochise (AZ), County of, Arizona
252. Glendale (AZ), City of, Arizona
253. Kingman (AZ), City of, Arizona
254. La Paz (AZ), County of, Arizona
255. Maricopa (AZ), County of, Arizona
256. Mohave (AZ), County of, Arizona

257. Navajo (AZ), County of, Arizona
258. Phoenix (AZ), City of, Arizona
259. Pima (AZ), County of, Arizona
260. Pinal (AZ), County of, Arizona
261. Prescott (AZ), City of, Arizona
262. Surprise (AZ), City of, Arizona
263. Tucson (AZ), The City of, Arizona
264. Yuma (AZ), County of, Arizona
265. Adona (AR), City of, Arkansas
266. Alexander (AR), City of, Arkansas
267. Alicia (AR), City of, Arkansas
268. Allport (AR), City of, Arkansas
269. Alma (AR), City of, Arkansas
270. Almyra (AR), City of, Arkansas
271. Alpena (AR), City of, Arkansas
272. Altheimer (AR), City of, Arkansas
273. Altus (AR), City of, Arkansas
274. Amagon (AR), City of, Arkansas
275. Amity (AR), City of, Arkansas
276. Anthonyville (AR), City of, Arkansas
277. Antoine (AR), City of, Arkansas
278. Arkadelphia (AR), City of, Arkansas
279. Arkansas (AR), County of, Arkansas
280. Arkansas City (AR), City of, Arkansas
281. Ash Flat (AR), City of, Arkansas
282. Ashdown (AR), City of, Arkansas
283. Ashley (AR), County of, Arkansas
284. Atkins (AR), City of, Arkansas
285. Aubrey (AR), City of, Arkansas
286. Augusta (AR), City of, Arkansas
287. Austin (AR), City of, Arkansas
288. Avoca (AR), City of, Arkansas
289. Bald Knob (AR), City of, Arkansas
290. Banks (AR), City of, Arkansas
291. Barling (AR), City of, Arkansas
292. Bassett (AR), City of, Arkansas
293. Batesville (AR), City of, Arkansas
294. Bauxite (AR), City of, Arkansas
295. Baxter (AR), County of, Arkansas
296. Bay (AR), City of, Arkansas
297. Bearden (AR), City of, Arkansas
298. Beaver (AR), City of, Arkansas
299. Beebe (AR), City of, Arkansas
300. Beedeville (AR), City of, Arkansas
301. Bella Vista (AR), City of, Arkansas
302. Bellefonte (AR), City of, Arkansas
303. Belleville (AR), City of, Arkansas
304. Ben Lomond (AR), City of, Arkansas
305. Benton (AR), City of, Arkansas
306. Benton (AR), County of, Arkansas
307. Bentonville (AR), City of, Arkansas
308. Bergman (AR), City of, Arkansas
309. Berryville (AR), City of, Arkansas
310. Bethel Heights (AR), City of, Arkansas
311. Big Flat (AR), City of, Arkansas
312. Bigelow (AR), City of, Arkansas
313. Biggers (AR), City of, Arkansas
314. Birdsong (AR), City of, Arkansas
315. Biscoe (AR), City of, Arkansas
316. Black Oak (AR), City of, Arkansas
317. Black Rock (AR), City of, Arkansas
318. Black Springs (AR), City of, Arkansas
319. Blevins (AR), City of, Arkansas
320. Blue Eye (AR), City of, Arkansas
321. Blue Mountain (AR), City of, Arkansas
322. Bluff City (AR), City of, Arkansas
323. Blytheville (AR), City of, Arkansas
324. Bodcaw (AR), City of, Arkansas
325. Bonanza (AR), City of, Arkansas
326. Bono (AR), City of, Arkansas
327. Boone (AR), County of, Arkansas
328. Booneville (AR), City of, Arkansas
329. Bradford (AR), City of, Arkansas
330. Bradley (AR), City of, Arkansas
331. Bradley (AR), County of, Arkansas
332. Branch (AR), City of, Arkansas
333. Briarcliff (AR), City of, Arkansas
334. Brinkley (AR), City of, Arkansas
335. Brookland (AR), City of, Arkansas
336. Bryant (AR), City of, Arkansas
337. Buckner (AR), City of, Arkansas
338. Bull Shoals (AR), City of, Arkansas
339. Burdette (AR), City of, Arkansas
340. Cabot (AR), City of, Arkansas
341. Caddo Valley (AR), City of, Arkansas
342. Caldwell (AR), City of, Arkansas
343. Cale (AR), City of, Arkansas
344. Calhoun (AR), County of, Arkansas
345. Calico Rock (AR), City of, Arkansas
346. Calion (AR), City of, Arkansas
347. Camden (AR), City of, Arkansas
348. Cammack Village (AR), City of, Arkansas
349. Campbell Station (AR), City of, Arkansas
350. Caraway (AR), City of, Arkansas
351. Carlisle (AR), City of, Arkansas
352. Carroll (AR), County of, Arkansas
353. Carthage (AR), City of, Arkansas
354. Casa (AR), City of, Arkansas
355. Cash (AR), City of, Arkansas
356. Caulksville (AR), City of, Arkansas
357. Cave City (AR), City of, Arkansas
358. Cave Springs (AR), City of, Arkansas
359. Cedarville (AR), City of, Arkansas
360. Centerton (AR), City of, Arkansas
361. Central City (AR), City of, Arkansas
362. Charleston (AR), City of, Arkansas

363. Cherokee Village (AR), City of, Arkansas
364. Cherry Valley (AR), City of, Arkansas
365. Chester (AR), City of, Arkansas
366. Chicot (AR), County of, Arkansas
367. Chidester (AR), City of, Arkansas
368. Clarendon (AR), City of, Arkansas
369. Clark (AR), County of, Arkansas
370. Clarksville (AR), City of, Arkansas
371. Clay (AR), County of, Arkansas
372. Cleburne (AR), County of, Arkansas
373. Cleveland (AR), County of, Arkansas
374. Clinton (AR), City of, Arkansas
375. Coal Hill (AR), City of, Arkansas
376. Colt (AR), City of, Arkansas
377. Columbia (AR), County of, Arkansas
378. Concord (AR), City of, Arkansas
379. Conway (AR), City of, Arkansas
380. Conway (AR), County of, Arkansas
381. Corning (AR), City of, Arkansas
382. Cotter (AR), City of, Arkansas
383. Cotton Plant (AR), City of, Arkansas
384. Cove (AR), City of, Arkansas
385. Coy (AR), City of, Arkansas
386. Craighead (AR), County of, Arkansas
387. Crawford (AR), County of, Arkansas
388. Crawfordsville (AR), City of, Arkansas
389. Crittenden (AR), County of, Arkansas
390. Cross (AR), County of, Arkansas
391. Crossett (AR), City of, Arkansas
392. Cushman (AR), City of, Arkansas
393. Daisy (AR), City of, Arkansas
394. Dallas (AR), County of, Arkansas
395. Damascus (AR), City of, Arkansas
396. Danville (AR), City of, Arkansas
397. Dardanelle (AR), City of, Arkansas
398. Datto (AR), City of, Arkansas
399. De Queen (AR), City of, Arkansas
400. Decatur (AR), City of, Arkansas
401. Delaplaine (AR), City of, Arkansas
402. Delight (AR), City of, Arkansas
403. Dell (AR), City of, Arkansas
404. Denning (AR), City of, Arkansas
405. Dermott (AR), City of, Arkansas
406. Des Arc (AR), City of, Arkansas
407. Desha (AR), County of, Arkansas
408. Devalls Bluff (AR), City of, Arkansas
409. Dewitt (AR), City of, Arkansas
410. Diamond City (AR), City of, Arkansas
411. Diaz (AR), City of, Arkansas
412. Dierks (AR), City of, Arkansas
413. Donaldson (AR), City of, Arkansas
414. Dover (AR), City of, Arkansas
415. Dumas (AR), City of, Arkansas
416. Dyer (AR), City of, Arkansas
417. Dyess (AR), City of, Arkansas
418. Earle (AR), City of, Arkansas
419. East Camden (AR), City of, Arkansas
420. Edmondson (AR), City of, Arkansas
421. Egypt (AR), City of, Arkansas
422. El Dorado (AR), City of, Arkansas
423. Elaine (AR), City of, Arkansas
424. Elkins (AR), City of, Arkansas
425. Elm Springs (AR), City of, Arkansas
426. Emerson (AR), City of, Arkansas
427. Emmet (AR), City of, Arkansas
428. England (AR), City of, Arkansas
429. Enola (AR), City of, Arkansas
430. Etowah (AR), City of, Arkansas
431. Eudora (AR), City of, Arkansas
432. Eureka Springs (AR), City of, Arkansas
433. Evening Shade (AR), City of, Arkansas
434. Everton (AR), City of, Arkansas
435. Fairfield Bay (AR), City of, Arkansas
436. Fargo (AR), City of, Arkansas
437. Farmington (AR), City of, Arkansas
438. Faulkner (AR), County of, Arkansas
439. Felsenthal (AR), City of, Arkansas
440. Fifty-Six (AR), City of, Arkansas
441. Fisher (AR), City of, Arkansas
442. Flippin (AR), City of, Arkansas
443. Fordyce (AR), City of, Arkansas
444. Foreman (AR), City of, Arkansas
445. Forrest City (AR), City of, Arkansas
446. Fort Smith (AR), City of, Arkansas
447. Fouke (AR), City of, Arkansas
448. Fountain Hill (AR), City of, Arkansas
449. Fountain Lake (AR), City of, Arkansas
450. Fourche (AR), City of, Arkansas
451. Franklin (AR), City of, Arkansas
452. Friendship (AR), City of, Arkansas
453. Fulton (AR), City of, Arkansas
454. Fulton (AR), County of, Arkansas
455. Garfield (AR), City of, Arkansas
456. Garland (AR), City of, Arkansas
457. Garland (AR), County of, Arkansas
458. Garner (AR), City of, Arkansas
459. Gassville (AR), City of, Arkansas
460. Gateway (AR), City of, Arkansas
461. Gentry (AR), City of, Arkansas
462. Georgetown (AR), City of, Arkansas
463. Gilbert (AR), City of, Arkansas
464. Gillett (AR), City of, Arkansas
465. Gillham (AR), City of, Arkansas
466. Gilmore (AR), City of, Arkansas
467. Glenwood (AR), City of, Arkansas
468. Goshen (AR), City of, Arkansas

469. Gosnell (AR), City of, Arkansas
470. Gould (AR), City of, Arkansas
471. Grady (AR), City of, Arkansas
472. Grannis (AR), City of, Arkansas
473. Grant (AR), County of, Arkansas
474. Gravette (AR), City of, Arkansas
475. Green Forest (AR), City of, Arkansas
476. Greenbrier (AR), City of, Arkansas
477. Greene (AR), County of, Arkansas
478. Greenland (AR), City of, Arkansas
479. Greenway (AR), City of, Arkansas
480. Greenwood (AR), City of, Arkansas
481. Greers Ferry (AR), City of, Arkansas
482. Griffithville (AR), City of, Arkansas
483. Grubbs (AR), City of, Arkansas
484. Guion (AR), City of, Arkansas
485. Gum Springs (AR), City of, Arkansas
486. Gurdon (AR), City of, Arkansas
487. Guy (AR), City of, Arkansas
488. Hackett (AR), City of, Arkansas
489. Hamburg (AR), City of, Arkansas
490. Hampton (AR), City of, Arkansas
491. Hardy (AR), City of, Arkansas
492. Harrell (AR), City of, Arkansas
493. Harrisburg (AR), City of, Arkansas
494. Harrison (AR), City of, Arkansas
495. Hartford (AR), City of, Arkansas
496. Hartman (AR), City of, Arkansas
497. Haskell (AR), City of, Arkansas
498. Hatfield (AR), City of, Arkansas
499. Havana (AR), City of, Arkansas
500. Haynes (AR), City of, Arkansas
501. Hazen (AR), City of, Arkansas
502. Heber Springs (AR), City of, Arkansas
503. Hector (AR), City of, Arkansas
504. Helena - West Helena (AR), City of, Arkansas
505. Hempstead (AR), County of, Arkansas
506. Hermitage (AR), City of, Arkansas
507. Hickory Ridge (AR), City of, Arkansas
508. Higden (AR), City of, Arkansas
509. Higginson (AR), City of, Arkansas
510. Highfill (AR), City of, Arkansas
511. Highland (AR), City of, Arkansas
512. Hindsville (AR), City of, Arkansas
513. Holland (AR), City of, Arkansas
514. Holly Grove (AR), City of, Arkansas
515. Hope (AR), City of, Arkansas
516. Horatio (AR), City of, Arkansas
517. Horseshoe Bend (AR), City of, Arkansas
518. Horseshoe Lake (AR), City of, Arkansas
519. Hot Spring (AR), County of, Arkansas
520. Hot Springs (AR), City of, Arkansas
521. Houston (AR), City of, Arkansas
522. Howard (AR), County of, Arkansas
523. Hoxie (AR), City of, Arkansas
524. Hughes (AR), City of, Arkansas
525. Humnoke (AR), City of, Arkansas
526. Humphrey (AR), City of, Arkansas
527. Hunter (AR), City of, Arkansas
528. Huntington (AR), City of, Arkansas
529. Huntsville (AR), City of, Arkansas
530. Huttig (AR), City of, Arkansas
531. Imboden (AR), City of, Arkansas
532. Independence (AR), County of, Arkansas
533. Izard (AR), County of, Arkansas
534. Jackson (AR), County of, Arkansas
535. Jacksonport (AR), City of, Arkansas
536. Jacksonville (AR), City of, Arkansas
537. Jasper (AR), City of, Arkansas
538. Jefferson (AR), County of, Arkansas
539. Jennette (AR), City of, Arkansas
540. Jericho (AR), City of, Arkansas
541. Jerome (AR), City of, Arkansas
542. Johnson (AR), City of, Arkansas
543. Johnson (AR), County of, Arkansas
544. Joiner (AR), City of, Arkansas
545. Jonesboro (AR), City of, Arkansas
546. Judsonia (AR), City of, Arkansas
547. Junction City (AR), City of, Arkansas
548. Keiser (AR), City of, Arkansas
549. Kensett (AR), City of, Arkansas
550. Kibler (AR), City of, Arkansas
551. Kingsland (AR), City of, Arkansas
552. Knobel (AR), City of, Arkansas
553. Knoxville (AR), City of, Arkansas
554. La Grange (AR), City of, Arkansas
555. Lafayette (AR), County of, Arkansas
556. Lafe (AR), City of, Arkansas
557. Lake City (AR), City of, Arkansas
558. Lake View (AR), City of, Arkansas
559. Lake Village (AR), City of, Arkansas
560. Lakeview (AR), City of, Arkansas
561. Lamar (AR), City of, Arkansas
562. Lavaca (AR), City of, Arkansas
563. Leachville (AR), City of, Arkansas
564. Lead Hill (AR), City of, Arkansas
565. Lee (AR), County of, Arkansas
566. Leola (AR), City of, Arkansas
567. Lepanto (AR), City of, Arkansas
568. Leslie (AR), City of, Arkansas
569. Lewisville (AR), City of, Arkansas
570. Lincoln (AR), City of, Arkansas
571. Lincoln (AR), County of, Arkansas
572. Little Flock (AR), City of, Arkansas
573. Little River (AR), County of, Arkansas

574. Little Rock (AR), City of, Arkansas
575. Lockesburg (AR), City of, Arkansas
576. Logan (AR), County of, Arkansas
577. London (AR), City of, Arkansas
578. Lonoke (AR), City of, Arkansas
579. Lonoke (AR), County of, Arkansas
580. Louann (AR), City of, Arkansas
581. Luxora (AR), City of, Arkansas
582. Lynn (AR), City of, Arkansas
583. Madison (AR), City of, Arkansas
584. Madison (AR), County of, Arkansas
585. Magazine (AR), City of, Arkansas
586. Magness (AR), City of, Arkansas
587. Magnolia (AR), City of, Arkansas
588. Malvern (AR), City of, Arkansas
589. Mammoth Spring (AR), City of, Arkansas
590. Manila (AR), City of, Arkansas
591. Mansfield (AR), City of, Arkansas
592. Marianna (AR), City of, Arkansas
593. Marie (AR), City of, Arkansas
594. Marion (AR), City of, Arkansas
595. Marion (AR), County of, Arkansas
596. Marked Tree (AR), City of, Arkansas
597. Marmaduke (AR), City of, Arkansas
598. Marvell (AR), City of, Arkansas
599. Maumelle (AR), City of, Arkansas
600. Mayflower (AR), City of, Arkansas
601. Maynard (AR), City of, Arkansas
602. McCaskill (AR), City of, Arkansas
603. McCrae (AR), City of, Arkansas
604. McCrory (AR), City of, Arkansas
605. McDougal (AR), City of, Arkansas
606. McGehee (AR), City of, Arkansas
607. McNab (AR), City of, Arkansas
608. Melbourne (AR), City of, Arkansas
609. Mena (AR), City of, Arkansas
610. Menifee (AR), City of, Arkansas
611. Midland (AR), City of, Arkansas
612. Miller (AR), County of, Arkansas
613. Mineral Springs (AR), City of, Arkansas
614. Minturn (AR), City of, Arkansas
615. Mississippi (AR), County of, Arkansas
616. Mitchellville (AR), City of, Arkansas
617. Monette (AR), City of, Arkansas
618. Monroe (AR), County of, Arkansas
619. Montgomery (AR), County of, Arkansas
620. Monticello (AR), City of, Arkansas
621. Montrose (AR), City of, Arkansas
622. Moorefield (AR), City of, Arkansas
623. Moro (AR), City of, Arkansas
624. Morrilton (AR), City of, Arkansas
625. Morrison Bluff (AR), City of, Arkansas
626. Mount Ida (AR), City of, Arkansas
627. Mount Pleasant (AR), City of, Arkansas
628. Mount Vernon (AR), City of, Arkansas
629. Mountain Home (AR), City of, Arkansas
630. Mountain Pine (AR), City of, Arkansas
631. Mountainburg (AR), City of, Arkansas
632. Mulberry (AR), City of, Arkansas
633. Murfreesboro (AR), City of, Arkansas
634. Nashville (AR), City of, Arkansas
635. Nevada (AR), County of, Arkansas
636. Newark (AR), City of, Arkansas
637. Newport (AR), City of, Arkansas
638. Newton (AR), County of, Arkansas
639. Norfolk (AR), City of, Arkansas
640. Norman (AR), City of, Arkansas
641. Norphlet (AR), City of, Arkansas
642. North Little Rock (AR), City of, Arkansas
643. Oak Grove (AR), City of, Arkansas
644. Oak Grove Heights (AR), City of, Arkansas
645. Oakhaven (AR), City of, Arkansas
646. Oden (AR), City of, Arkansas
647. Ogden (AR), City of, Arkansas
648. Oil Trough (AR), City of, Arkansas
649. O'Kean (AR), City of, Arkansas
650. Okolona (AR), City of, Arkansas
651. Ola (AR), City of, Arkansas
652. Omaha (AR), City of, Arkansas
653. Oppelo (AR), City of, Arkansas
654. Osceola (AR), City of, Arkansas
655. Ouachita (AR), County of, Arkansas
656. Oxford (AR), City of, Arkansas
657. Ozan (AR), City of, Arkansas
658. Ozark (AR), City of, Arkansas
659. Palestine (AR), City of, Arkansas
660. Pangburn (AR), City of, Arkansas
661. Paragould (AR), City of, Arkansas
662. Paris (AR), City of, Arkansas
663. Parkdale (AR), City of, Arkansas
664. Parkin (AR), City of, Arkansas
665. Patmos (AR), City of, Arkansas
666. Patterson (AR), City of, Arkansas
667. Pea Ridge (AR), City of, Arkansas
668. Peach Orchard (AR), City of, Arkansas
669. Perla (AR), City of, Arkansas
670. Perry (AR), City of, Arkansas
671. Perry (AR), County of, Arkansas
672. Perrytown (AR), City of, Arkansas
673. Perryville (AR), City of, Arkansas
674. Phillips (AR), County of, Arkansas
675. Piggott (AR), City of, Arkansas
676. Pike (AR), County of, Arkansas
677. Pindall (AR), City of, Arkansas
678. Pine Bluff (AR), City of, Arkansas

679.	Pineville (AR), City of, Arkansas	732.	Sherwood (AR), City of, Arkansas
680.	Plainview (AR), City of, Arkansas	733.	Shirley (AR), City of, Arkansas
681.	Pleasant Plains (AR), City of, Arkansas	734.	Sidney (AR), City of, Arkansas
682.	Plumerville (AR), City of, Arkansas	735.	Siloam Springs (AR), City of, Arkansas
683.	Pocahontas (AR), City of, Arkansas	736.	Smackover (AR), City of, Arkansas
684.	Poinsett (AR), County of, Arkansas	737.	Smithville (AR), City of, Arkansas
685.	Polk (AR), County of, Arkansas	738.	South Lead Hill (AR), City of, Arkansas
686.	Pollard (AR), City of, Arkansas	739.	Sparkman (AR), City of, Arkansas
687.	Pope (AR), County of, Arkansas	740.	Springdale (AR), City of, Arkansas
688.	Portia (AR), City of, Arkansas	741.	Springtown (AR), City of, Arkansas
689.	Portland (AR), City of, Arkansas	742.	St. Charles (AR), City of, Arkansas
690.	Pottsville (AR), City of, Arkansas	743.	St. Francis (AR), City of, Arkansas
691.	Powhatan (AR), City of, Arkansas	744.	St. Francis (AR), County of, Arkansas
692.	Poyen (AR), City of, Arkansas	745.	St. Joe (AR), City of, Arkansas
693.	Prairie (AR), County of, Arkansas	746.	St. Paul (AR), City of, Arkansas
694.	Prairie Grove (AR), City of, Arkansas	747.	Stamps (AR), City of, Arkansas
695.	Prattsville (AR), City of, Arkansas	748.	Star City (AR), City of, Arkansas
696.	Prescott (AR), City of, Arkansas	749.	Stephens (AR), City of, Arkansas
697.	Pulaski (AR), County of, Arkansas	750.	Stone (AR), County of, Arkansas
698.	Pyatt (AR), City of, Arkansas	751.	Strawberry (AR), City of, Arkansas
699.	Quitman (AR), City of, Arkansas	752.	Strong (AR), City of, Arkansas
700.	Randolph (AR), County of, Arkansas	753.	Stuttgart (AR), City of, Arkansas
701.	Ratcliff (AR), City of, Arkansas	754.	Subiaco (AR), City of, Arkansas
702.	Ravenden (AR), City of, Arkansas	755.	Success (AR), City of, Arkansas
703.	Ravenden Springs (AR), City of, Arkansas	756.	Sulphur Rock (AR), City of, Arkansas
704.	Rector (AR), City of, Arkansas	757.	Sulphur Springs (AR), City of, Arkansas
705.	Redfield (AR), City of, Arkansas	758.	Summit (AR), City of, Arkansas
706.	Reed (AR), City of, Arkansas	759.	Sunset (AR), City of, Arkansas
707.	Reyno (AR), City of, Arkansas	760.	Swifton (AR), City of, Arkansas
708.	Rison (AR), City of, Arkansas	761.	Taylor (AR), City of, Arkansas
709.	Rockport (AR), City of, Arkansas	762.	Texarkana (AR), City of, Arkansas
710.	Roe (AR), City of, Arkansas	763.	Thornton (AR), City of, Arkansas
711.	Rogers (AR), City of, Arkansas	764.	Tillar (AR), City of, Arkansas
712.	Rondo (AR), City of, Arkansas	765.	Tinsman (AR), City of, Arkansas
713.	Rose Bud (AR), City of, Arkansas	766.	Tollette (AR), City of, Arkansas
714.	Rosston (AR), City of, Arkansas	767.	Tontitown (AR), City of, Arkansas
715.	Rudy (AR), City of, Arkansas	768.	Traskwood (AR), City of, Arkansas
716.	Russell (AR), City of, Arkansas	769.	Trumann (AR), City of, Arkansas
717.	Russellville (AR), City of, Arkansas	770.	Tuckerman (AR), City of, Arkansas
718.	Salem (AR), City of, Arkansas	771.	Tull (AR), City of, Arkansas
719.	Salesville (AR), City of, Arkansas	772.	Tupelo (AR), City of, Arkansas
720.	Saline (AR), County of, Arkansas	773.	Turrell (AR), City of, Arkansas
721.	Scott (AR), County of, Arkansas	774.	Twin Groves (AR), City of, Arkansas
722.	Scranton (AR), City of, Arkansas	775.	Tyronza (AR), City of, Arkansas
723.	Searcy (AR), City of, Arkansas	776.	Ulm (AR), City of, Arkansas
724.	Searcy (AR), County of, Arkansas	777.	Union (AR), County of, Arkansas
725.	Sebastian (AR), County of, Arkansas	778.	Valley Springs (AR), City of, Arkansas
726.	Sedgwick (AR), City of, Arkansas	779.	Van Buren (AR), City of, Arkansas
727.	Sevier (AR), County of, Arkansas	780.	Van Buren (AR), County of, Arkansas
728.	Shannon Hills (AR), City of, Arkansas	781.	Vandervoort (AR), City of, Arkansas
729.	Sharp (AR), County of, Arkansas	782.	Victoria (AR), City of, Arkansas
730.	Sheridan (AR), City of, Arkansas	783.	Vilonia (AR), City of, Arkansas
731.	Sherrill (AR), City of, Arkansas	784.	Viola (AR), City of, Arkansas



785. Wabbaseka (AR), City of, Arkansas
786. Waldenburg (AR), City of, Arkansas
787. Waldo (AR), City of, Arkansas
788. Waldron (AR), City of, Arkansas
789. Walnut Ridge (AR), City of, Arkansas
790. Ward (AR), City of, Arkansas
791. Warren (AR), City of, Arkansas
792. Washington (AR), City of, Arkansas
793. Washington (AR), County of, Arkansas
794. Watson (AR), City of, Arkansas
795. Weiner (AR), City of, Arkansas
796. Weldon (AR), City of, Arkansas
797. West Fork (AR), City of, Arkansas
798. West Memphis (AR), City of, Arkansas
799. West Point (AR), City of, Arkansas
800. Western Grove (AR), City of, Arkansas
801. Wheatley (AR), City of, Arkansas
802. Whelen Springs (AR), City of, Arkansas
803. White (AR), County of, Arkansas
804. White Hall (AR), City of, Arkansas
805. Wickes (AR), City of, Arkansas
806. Widener (AR), City of, Arkansas
807. Wiederkehr Village (AR), City of, Arkansas
808. Williford (AR), City of, Arkansas
809. Willisville (AR), City of, Arkansas
810. Wilmar (AR), City of, Arkansas
811. Wilmot (AR), City of, Arkansas
812. Wilson (AR), City of, Arkansas
813. Wilton (AR), City of, Arkansas
814. Winchester (AR), City of, Arkansas
815. Winslow (AR), City of, Arkansas
816. Winthrop (AR), City of, Arkansas
817. Woodruff (AR), County of, Arkansas
818. Wooster (AR), City of, Arkansas
819. Wrightsville (AR), City of, Arkansas
820. Wynne (AR), City of, Arkansas
821. Yell (AR), County of, Arkansas
822. Yellville (AR), City of, Arkansas
823. Zinc (AR), City of, Arkansas
824. Alameda (CA), County of, California
825. Amador (CA), County of, California
826. Anaheim (CA), City of, California
827. Butte (CA), County of, California
828. Calaveras (CA), County of, California
829. Chico (CA), City of, California
830. Chula Vista (CA), City of, California
831. Clearlake (CA), City of, California
832. Contra Costa (CA), County of, California
833. Costa Mesa (CA), City of, California
834. Del Norte (CA), County of, California
835. Downey Unified School District (CA), California
836. Dublin (CA), City of, California
837. El Dorado (CA), County of, California
838. El Monte (CA), City of, California
839. Elk Grove Unified School District (CA), California
840. Encinitas (CA), City of, California
841. Eureka (CA), City of, California
842. Fresno (CA), County of, California
843. Fullerton (CA), City of, California
844. Glenn (CA), County of, California
845. Health Plan of San Joaquin (CA), California
846. Humboldt (CA), County of, California
847. Huntington Beach (CA), City of, California
848. Imperial (CA), County of, California
849. Inland Empire Health Plan (CA), California
850. Inyo (CA), County of, California
851. Irvine (CA), City of, California
852. Kern (CA), County of, California
853. Kern High School District (CA), California
854. La Habra (CA), City of, California
855. La Mesa (CA), City of, California
856. Laguna Beach (CA), City of, California
857. Lakeport (CA), City of, California
858. Lassen (CA), County of, California
859. Los Angeles (CA), City of, California
860. Los Angeles County o/a L.A. Care Health Plan (CA), Local Initiative Health Authority
861. Madera (CA), County of, California
862. Marin (CA), County of, California
863. Mariposa (CA), County of, California
864. Mendocino (CA), County of, California
865. Merced (CA), County of, California
866. Modoc (CA), County of, California
867. Mono (CA), County of, California
868. Monterey (CA), County of, California
869. Montezuma (CA), Fire Protection District, California
870. Murrieta (CA), City of, California
871. Napa (CA), County of, California
872. Nevada (CA), County of, California
873. Oxnard (CA), City of, California
874. Placentia (CA), City of, California
875. Placer (CA), County of, California
876. Plumas (CA), County of, California
877. Riverside (CA), County of, California
878. Sacramento (CA), City of, California
879. Sacramento (CA), County of, California
880. San Benito (CA), County of, California
881. San Bernardino (CA), County of, California
882. San Clemente (CA), City of, California

883. San Diego (CA), City of, California
884. San Diego (CA), County of, California
885. San Francisco (CA), City of, California
886. San Joaquin (CA), County of, California
887. San Jose (CA), City of, California
888. San Luis Obispo (CA), County of, California
889. San Mateo (CA), County of, California
890. Santa Ana (CA), City of, California
891. Santa Barbara (CA), County of, California
892. Santa Barbara San Luis Obispo Regional Heath Authority, d/b/a Central Hospital (CA), California
893. Santa Cruz (CA), County of, California
894. Shasta (CA), County of, California
895. Siskiyou (CA), County of, California
896. Sonoma (CA), County of, California
897. Stockton (CA), City of, California
898. Sutter (CA), County of, California
899. Tehama (CA), County of, California
900. Trinity (CA), County of, California
901. Tulare (CA), County of, California
902. Tuolumne (CA), County of, California
903. Ventura (CA), County of, California
904. Ventura County Medi-Cal Managed Care Commission d/b/a Gold Coast Health Plan (CA), California
905. Westminster (CA), City of, California
906. Yolo (CA), County of, California
907. Yuba (CA), County of, California
908. Adams (CO), County of (Board of Commissioners), Colorado
909. Alamosa (CO), City of, Colorado
910. Alamosa (CO), County of, Colorado
911. Arapahoe (CO), County of (Board of Commissioners), Colorado
912. Aurora (CO), City of, Colorado
913. Black Hawk (CO), City of, Colorado
914. Boulder (CO), County of (Board of Commissioners), Colorado
915. Brighton (CO), City of, Colorado
916. Broomfield (CO), City of, Colorado
917. Chaffee (CO), County of, Colorado
918. Commerce City (CO), City of, Colorado
919. Conejos (CO), County of, Colorado
920. Crowley (CO), County of, Colorado
921. Denver (CO), City of, Colorado
922. Federal Heights (CO), City of, Colorado
923. Fremont (CO), County of (Board of Commissioners), Colorado
924. Greeley (CO), City of, Colorado
925. Hudson (CO), City of, Colorado
926. Huerfano (CO), County of, Colorado
927. Jefferson (CO), County of (Board of Commissioners), Colorado
928. Lakewood (CO), City of, Colorado
929. Larimer (CO), County of (Board of Commissioners), Colorado
930. Las Animas (CO), County of, Colorado
931. Mesa (CO), County of (Board of Commissioners), Colorado
932. Mesa County Valley School District 51 (CO), Colorado
933. Northglenn (CO), City of, Colorado
934. Otero (CO), County of, Colorado
935. Pueblo (CO), County of, Colorado
936. Sheridan (CO), City of, Colorado
937. Teller (CO), County of (Board of Commissioners), Colorado
938. Thornton (CO), City of, Colorado
939. Tri-County Health Department (CO), Colorado
940. Westminster (CO), City of, Colorado
941. Wheat Ridge (CO), City of, Colorado
942. Ansonia (CT), City of, Connecticut
943. Beacon Falls (CT), Town of, Connecticut
944. Berlin (CT), Town of, Connecticut
945. Bethlehem (CT), Town of, Connecticut
946. Bridgeport (CT), City of, Connecticut
947. Bristol (CT), City of, Connecticut
948. Coventry (CT), Town of, Connecticut
949. Danbury (CT), City of, Connecticut
950. Derby (CT), City of, Connecticut
951. East Hartford (CT), Town of, Connecticut
952. Enfield (CT), Town of, Connecticut
953. Fairfield (CT), Town of, Connecticut
954. Middlebury (CT), Town of, Connecticut
955. Middletown (CT), City of, Connecticut
956. Milford (CT), City of, Connecticut
957. Monroe (CT), Town of, Connecticut
958. Naugatuck (CT), Borough of, Connecticut
959. New London (CT), City of, Connecticut
960. New Milford (CT), Town of, Connecticut
961. Newtown (CT), Town of, Connecticut
962. North Haven (CT), Town of, Connecticut
963. Norwalk (CT), City of, Connecticut
964. Norwich (CT), City of, Connecticut
965. Oxford (CT), Town of, Connecticut
966. Prospect (CT), Town of, Connecticut
967. Roxbury (CT), Town of, Connecticut
968. Seymour (CT), Town of, Connecticut
969. Shelton (CT), City of, Connecticut
970. Southbury (CT), Town of, Connecticut
971. Southington (CT), Town of, Connecticut
972. Stratford (CT), Town of, Connecticut
973. Thomaston (CT), Town of, Connecticut

974. Tolland (CT), Town of, Connecticut
975. Torrington (CT), City of, Connecticut
976. Wallingford (CT), Town of, Connecticut
977. Waterbury (CT), City of, Connecticut
978. West Haven (CT), City of, Connecticut
979. Wethersfield (CT), Town of, Connecticut
980. Windham (CT), Town of, Connecticut
981. Wolcott (CT), Town of, Connecticut
982. Woodbury (CT), Town of, Connecticut
983. Dover (DE), City of, Delaware
984. Kent (DE), County of, Delaware
985. Seaford (DE), City of, Delaware
986. Sussex (DE), County of, Delaware
987. Alachua (FL), County of, Florida
988. Apopka (FL), City of, Florida
989. Bay (FL), County of, Florida
990. Bradenton (FL), City of, Florida
991. Bradford (FL), County of, Florida
992. Brevard (FL), County of, Florida
993. Broward (FL), County of, Florida
994. Calhoun (FL), County of, Florida
995. Clay (FL), County of, Florida
996. Clearwater (FL), City of, Florida
997. Coconut Creek (FL), City of, Florida
998. Coral Gables (FL), City of, Florida
999. Coral Springs (FL), City of, Florida
1000. Daytona Beach (FL), City of, Florida
1001. Daytona Beach Shores (FL), City of, Florida
1002. Deerfield Beach (FL), City of, Florida
1003. Delray Beach (FL), City of, Florida
1004. Deltona (FL), City of, Florida
1005. Dixie (FL), County of, Florida
1006. Eatonville (FL), Town of, Florida
1007. Escambia (FL), County of, Florida
1008. Florida City (FL), City of, Florida
1009. Fort Lauderdale (FL), City of, Florida
1010. Fort Pierce (FL), City of, Florida
1011. Gilchrist (FL), County of, Florida
1012. Gulf (FL), County of, Florida
1013. Halifax Hospital Medical Center (FL), Florida
1014. Hallandale Beach (FL), City of, Florida
1015. Hamilton (FL), County of, Florida
1016. Hernando (FL), County of, Florida
1017. Hillsborough (FL), County of, Florida
1018. Holmes (FL), County of, Florida
1019. Homestead (FL), City of, Florida
1020. Jackson (FL), County of, Florida
1021. Jacksonville (FL), City of, Florida
1022. Lake (FL), County of, Florida
1023. Lauderhill (FL), City of, Florida
1024. Lee (FL), County of, Florida
1025. Lee Memorial Health System, d/b/a Lee Health (FL), Florida
1026. Leon (FL), County of, Florida
1027. Levy (FL), County of, Florida
1028. Lynn Haven (FL), City of, Florida
1029. Manatee (FL), County of, Florida
1030. Marion (FL), County of, Florida
1031. Miami (FL), City of, Florida
1032. Miami Gardens (FL), City of, Florida
1033. Miami-Dade (FL), County of, Florida
1034. Miami-Dade (FL), School Board of, Florida
1035. Miramar (FL), City of, Florida
1036. Monroe (FL), County of (County Commission), Florida
1037. New Port Richey (FL), City of, Florida
1038. Niceville, City of (FL), Florida
1039. North Broward Hospital District (FL), Florida
1040. North Miami (FL), City of, Florida
1041. Ocala (FL), City of, Florida
1042. Ocoee (FL), City of, Florida
1043. Okaloosa (FL), County of, Florida
1044. Orange (FL), County of, Florida
1045. Orlando (FL), City of, Florida
1046. Ormond Beach (FL), City of, Florida
1047. Osceola (FL), County of, Florida
1048. Oviedo (FL), City of, Florida
1049. Palatka (FL), City of, Florida
1050. Palm Bay (FL), City of, Florida
1051. Palm Beach (FL), County of, Florida
1052. Palmetto (FL), City of, Florida
1053. Panama City (FL), City of, Florida
1054. Pasco (FL), County of, Florida
1055. Pembroke Pines (FL), City of, Florida
1056. Pensacola (FL), City of, Florida
1057. Pinellas (FL), County of, Florida
1058. Pinellas Park (FL), City of, Florida
1059. Polk (FL), County of, Florida
1060. Pompano Beach (FL), City of, Florida
1061. Port St. Lucie (FL), City of, Florida
1062. Putnam (FL), County of, Florida
1063. Sanford (FL), City of, Florida
1064. Santa Rosa (FL), County of, Florida
1065. Sarasota (FL), City of, Florida
1066. Sarasota (FL), County of, Florida
1067. Sarasota County Public Hospital District d/b/a Memorial Healthcare System, Inc. (FL), Florida
1068. Seminole (FL), County of, Florida
1069. St. Augustine (FL), City of, Florida
1070. St. Johns (FL), County of, Florida
1071. St. Lucie (FL), County of, Florida

1072. St. Petersburg (FL), City of, Florida
1073. Stuart (FL), City of, Florida
1074. Suwannee (FL), County of, Florida
1075. Sweetwater (FL), City of, Florida
1076. Tallahassee (FL), City of, Florida
1077. Tampa (FL), City of, Florida
1078. Taylor (FL), County of, Florida
1079. Union (FL), County of, Florida
1080. Volusia (FL), County of, Florida
1081. Walton (FL), County of, Florida
1082. Washington (FL), County of, Florida
1083. West Volusia Hospital Authority (FL), Florida
1084. Adel (GA), City of, Georgia
1085. Advantage Behavioral Health Systems (GA), Georgia
1086. Albany (GA), City of, Georgia
1087. Albany Area Community Service Board d/b/a Aspire Behavioral Health & Developmental Disability Services (GA), Georgia
1088. Alma (GA), City of, Georgia
1089. Appling (GA), County of, Georgia
1090. Appling (GA), County of (County Sheriff Mark Melton), Georgia
1091. Arlington (GA), City of, Georgia
1092. Athens-Clarke County (GA), The Unified Government of, Georgia
1093. Atkinson (GA), County of, Georgia
1094. Atlanta (GA), City of, Georgia
1095. Augusta (GA), City of; Augusta (GA), County of, Georgia
1096. Bacon (GA), County of, Georgia
1097. Bainbridge (GA), City of, Georgia
1098. Baldwin (GA), County of (Sheriff William C. Massee, Jr.), Georgia
1099. Banks (GA), County of, Georgia
1100. Bartow (GA), County of, Georgia
1101. Ben Hill (GA), County of, Georgia
1102. Berrien (GA), County of, Georgia
1103. Bibb (GA), County of (Sheriff David J. Davis), Georgia
1104. Bibb County School District (GA), Georgia
1105. Blackshear (GA), City of, Georgia
1106. Blakely (GA), City of, Georgia
1107. Brantley (GA), County of, Georgia
1108. Brooks (GA), County of, Georgia
1109. Brunswick (GA), City of, Georgia
1110. Bulloch (GA), County of, Georgia
1111. Burke (GA), County of, Georgia
1112. Butts (GA), County of, Georgia
1113. Camden (GA), County of, Georgia
1114. Candler (GA), County of, Georgia
1115. Candler County (GA), Hospital Authority, Georgia
1116. Carroll (GA), County of, Georgia
1117. Cartersville (GA), City of, Georgia
1118. Catoosa (GA), County of, Georgia
1119. Charlton (GA), County of, Georgia
1120. Chatham (GA), County of, Georgia
1121. Chatham County Hospital Authority (GA), Georgia
1122. Chattooga (GA), County of, Georgia
1123. Cherokee (GA), County of, Georgia
1124. Clay (GA), County of, Georgia
1125. Clayton (GA), County of, Georgia
1126. Clayton Community MH/SA/DS Service Board (GA), Georgia
1127. Clinch (GA), County of, Georgia
1128. Clinch County (GA) Hospital Authority, Georgia
1129. Cobb (GA) County of, Georgia
1130. Cobb County Community Service Board (GA), Georgia
1131. Coffee (GA), County of (Sheriff Doyle T. Wooten), Georgia
1132. Columbia (GA), County of, Georgia
1133. Columbus (GA), City of, Georgia
1134. Community Mental Health Center of East Central Georgia d/b/a Serenity Behavioral Health Systems (GA), Georgia
1135. Community Service Board of Middle Georgia (GA), Georgia
1136. Cook (GA), County of, Georgia
1137. Crawford (GA), County of (Sheriff Lewis S. Walker), Georgia
1138. Crisp (GA), County of, Georgia
1139. Crisp (GA), County of (Sheriff H.W. Hancock), Georgia
1140. Dade (GA), County of, Georgia
1141. Damascus (GA), City of, Georgia
1142. Dawson (GA), City of, Georgia
1143. Dawson (GA), County of, Georgia
1144. Decatur (GA), County of, Georgia
1145. DeKalb (GA) County of, Georgia
1146. Demorest (GA), City of, Georgia
1147. Dodge County Hospital Authority d/b/a Dodge County Hospital (GA), Georgia
1148. Dooly (GA), County of, Georgia
1149. Doraville (GA), City of, Georgia
1150. Dougherty (GA), County of, Georgia
1151. Douglas (GA), County of, Georgia
1152. Dunwoody (GA), City of, Georgia
1153. Early (GA), County of, Georgia
1154. Echols (GA), County of, Georgia
1155. Effingham (GA), County of, Georgia

1156. Elbert (GA), County of, Georgia
1157. Emanuel (GA), County of, Georgia
1158. Evans (GA), County of, Georgia
1159. Evans Memorial Hospital, Inc. (GA), Georgia
1160. Fannin (GA), County of, Georgia
1161. Fayette (GA), County of, Georgia
1162. Fitzgerald (GA), City of, Georgia
1163. Floyd (GA), County of, Georgia
1164. Forsyth (GA), County of, Georgia
1165. Fulton (GA), County of, Georgia
1166. Gainesville (GA), City of, Georgia
1167. Gateway Community Service Board (GA), Georgia
1168. Georgia Mountains Community Services d/b/a Avita Community Partners (GA), Georgia
1169. Georgia Pines Community Service Board (GA), Georgia
1170. Glascock (GA), County of, Georgia
1171. Glynn (GA), County of, Georgia
1172. Glynn (GA), County of (Sheriff E. Neal Jump), Georgia
1173. Grady (GA), County of, Georgia
1174. Greene (GA), County of, Georgia
1175. Gwinnett (GA), County of, Georgia
1176. Habersham (GA), County of, Georgia
1177. Habersham County Medical Center (GA), Georgia
1178. Hall (GA), County of, Georgia
1179. Hancock (GA), County of, Georgia
1180. Harris (GA), County of (Sheriff Mike Jolley), Georgia
1181. Heard (GA), County of, Georgia
1182. Henry (GA), County of, Georgia
1183. Highland Rivers Community Service Board d/b/a Highland Rivers Health (GA), Georgia
1184. Hospital Authority of Bainbridge and Decatur County (GA), Georgia
1185. Hospital Authority of Baxley and Appling County (GA), Georgia
1186. Hospital Authority of Bleckley County (GA) d/b/a Bleckley Memorial Hospital, Georgia
1187. Houston (GA), County of, Georgia
1188. Houston (GA), County of (Sheriff Cullen Talton), Georgia
1189. Irwin (GA), County of, Georgia
1190. Jackson (GA), County of, Georgia
1191. Jasper (GA), County of, Georgia
1192. Jeff Davis (GA), County of, Georgia
1193. Jeff Davis (GA), County of (Sheriff Preston Bohannon), Georgia
1194. Jefferson (GA), County of, Georgia
1195. Johnson (GA), County of, Georgia
1196. Jones (GA), County of, Georgia
1197. Jones (GA), County of (Sheriff R.N. Butch Reece), Georgia
1198. Lakeland (GA), City of, Georgia
1199. Lanier (GA), County of, Georgia
1200. Laurens (GA), County of, Georgia
1201. Laurens (GA), County of (Sheriff Larry H. Dean), Georgia
1202. Lee (GA), County of, Georgia
1203. Liberty (GA), County of, Georgia
1204. Lincoln (GA), County of, Georgia
1205. Long (GA), County of, Georgia
1206. Lookout Mountain Community Service Board (GA), Georgia
1207. Lowndes (GA), County of, Georgia
1208. Lumpkin (GA), County of, Georgia
1209. Macon (GA), County of, Georgia
1210. Macon-Bibb County (GA), Unified Government of, Georgia
1211. Madison (GA), County of, Georgia
1212. McDuffie (GA), County of, Georgia
1213. McIntosh (GA), County of, Georgia
1214. Meriwether (GA), County of, Georgia
1215. Meriwether (GA), County of (Sheriff Chuck Smith), Georgia
1216. Middle Flint Area Community Service Board d/b/a Middle Flint Behavioral Healthcare (GA), Georgia
1217. Milledgeville (GA), City of, Georgia
1218. Monroe (GA), County of, Georgia
1219. Montgomery (GA), County of, Georgia
1220. Murray (GA), County of (Sheriff Gary Langford), Georgia
1221. Nashville (GA), City of, Georgia
1222. New Horizons Community Service Board (GA), Georgia
1223. Newton (GA), County of, Georgia
1224. Oconee (GA), County of, Georgia
1225. Oconee (GA), County of (Sheriff Scott R. Berry), Georgia
1226. Oglethorpe (GA), County of, Georgia
1227. Peach (GA), County of, Georgia
1228. Peach (GA), County of (Sheriff Terry Deese), Georgia
1229. Pierce (GA), County of, Georgia
1230. Pierce (GA), County of (Sheriff Ramsey Bennett), Georgia
1231. Pike (GA), County of, Georgia

1232. Pineland Behavioral Health and Developmental Disabilities CSB (GA), Georgia
1233. Polk (GA), County of, Georgia
1234. Pooler (GA), City of, Georgia
1235. Pulaski (GA), County of, Georgia
1236. Rabun (GA), County of, Georgia
1237. Randolph (GA), County of, Georgia
1238. Richmond Hill (GA), City of, Georgia
1239. River Edge Behavioral Health (GA), Georgia
1240. Rockdale (GA), County of, Georgia
1241. Rome (GA), City of, Georgia
1242. Sandy Springs (GA), City of, Georgia
1243. Satilla Community Services d/b/a Unison Behavioral Health (GA), Georgia
1244. Savannah (GA), City of, Georgia
1245. Schley (GA), County of, Georgia
1246. Screven (GA), County of, Georgia
1247. Screven (GA), County of (Sheriff Mike Kile), Georgia
1248. Seminole (GA), County of, Georgia
1249. Spalding (GA), County of, Georgia
1250. Springfield (GA), City of, Georgia
1251. Stephens (GA), County of, Georgia
1252. Sumter (GA), County of, Georgia
1253. Taliaferro (GA), County of, Georgia
1254. Tattnall (GA), County of, Georgia
1255. Telfair (GA), County of (Sheriff Chris Steverson), Georgia
1256. Tift (GA), County of (Sheriff Gene Scarbrough), Georgia
1257. Tifton (GA), City of, Georgia
1258. Toombs (GA), County of, Georgia
1259. Towns (GA), County of, Georgia
1260. Troup (GA), County of, Georgia
1261. Twiggs (GA), County of, Georgia
1262. Union (GA), County of, Georgia
1263. Valdosta and Lowndes County (GA), Hospital Authority of d/b/a South Georgia Medical Center, Georgia
1264. Walton (GA), County of, Georgia
1265. Ware (GA), County of (Sheriff Randy F. Royal), Georgia
1266. Warren (GA), County of, Georgia
1267. Warwick (GA), City of, Georgia
1268. Washington (GA), County of, Georgia
1269. Wayne (GA), County of, Georgia
1270. Wayne (GA), County of (Sheriff John G. Carter), Georgia
1271. Wayne County (GA), Hospital Authority, Georgia
1272. Whitfield (GA), County of, Georgia
1273. Wilcox (GA), County of, Georgia
1274. Wilkes (GA), County of, Georgia
1275. Wilkinson (GA), County of, Georgia
1276. Woodbury (GA), City of, Georgia
1277. Worth (GA), County of, Georgia
1278. Kaua'i (HI), County of, Hawaii
1279. Ada (ID), County of, Idaho
1280. Adams (ID), County of, Idaho
1281. Bannock (ID), County of, Idaho
1282. Bingham (ID), County of, Idaho
1283. Blaine (ID), County of, Idaho
1284. Boise (ID), City of, Idaho
1285. Boise (ID), County of, Idaho
1286. Bonneville (ID), County of, Idaho
1287. Camas (ID), County of, Idaho
1288. Canyon (ID), County of, Idaho
1289. Caribou (ID), County of, Idaho
1290. Cassia (ID), County of, Idaho
1291. Chubbuck (ID), City of, Idaho
1292. Elmore (ID), County of, Idaho
1293. Gooding (ID), County of, Idaho
1294. Latah (ID), County of, Idaho
1295. Minidoka (ID), County of, Idaho
1296. Owyhee (ID), County of, Idaho
1297. Payette (ID), County of, Idaho
1298. Pocatello (ID), City of, Idaho
1299. Preston (ID), City of, Idaho
1300. Twin Falls (ID), City of, Idaho
1301. Twin Falls (ID), County of, Idaho
1302. Addison (IL), Village of, Illinois
1303. Alexander (IL), County of, Illinois
1304. Anna (IL), City of, Illinois
1305. Anna Hospital Corporation d/b/a Union County Hospital (IL), Illinois
1306. Bedford Park (IL), Village of, Illinois
1307. Bellwood (IL), Village of, Illinois
1308. Bensenville (IL), Village of, Illinois
1309. Benton (IL), City of, Illinois
1310. Berkeley (IL), Village of, Illinois
1311. Berwyn (IL), City of, Illinois
1312. Board of Education of East Aurora, School District 131 (IL), Illinois
1313. Board of Education of Joliet Township High School, District 204 (IL), Illinois
1314. Board of Education of Thornton Fractional Township High Schools, District 215 (IL), Illinois
1315. Board of Education of Thornton Township High Schools, District 205 (IL), Illinois
1316. Bolingbrook (IL), Village of, Illinois
1317. Bond (IL), County of, Illinois
1318. Bridgeview (IL), Village of, Illinois
1319. Broadview (IL), Village of, Illinois

1320. Burbank (IL), City of, Illinois
1321. Bureau (IL), County of, Illinois
1322. Calhoun (IL), County of, Illinois
1323. Carbondale (IL), City of, Illinois
1324. Chicago (IL), Board of Education, School District No. 299, Illinois
1325. Chicago (IL), City of, Illinois
1326. Chicago Heights (IL), City of, Illinois
1327. Chicago Ridge (IL), Village of, Illinois
1328. Christian (IL), County of, Illinois
1329. Coles (IL), County of, Illinois
1330. Cook (IL), County of, Illinois
1331. Countryside (IL), City of, Illinois
1332. Dekalb (IL), County of, Illinois
1333. Dolton (IL), Village of, Illinois
1334. DuPage (IL), County of, Illinois
1335. Edwards (IL), County of, Illinois
1336. Effingham (IL), County of, Illinois
1337. Evergreen Park (IL), Village of, Illinois
1338. Forest Park (IL), Village of, Illinois
1339. Franklin (IL), County of, Illinois
1340. Franklin Park (IL), Village of, Illinois
1341. Gallatin (IL), County of, Illinois
1342. Granite City (IL), City of, Illinois
1343. Hamilton (IL), County of, Illinois
1344. Hardin (IL) County of, Illinois
1345. Harrisburg (IL), City of, Illinois
1346. Harvey (IL), City of, Illinois
1347. Harwood Heights (IL), Village of, Illinois
1348. Henry (IL), County of, Illinois
1349. Herrin (IL), City of, Illinois
1350. Hillside (IL), Village of, Illinois
1351. Hodgkins (IL), Village of, Illinois
1352. Hoffman Estates (IL), Village of, Illinois
1353. Jasper (IL), County of, Illinois
1354. Jefferson (IL), County of, Illinois
1355. Jersey (IL), County of, Illinois
1356. Johnson (IL), County of, Illinois
1357. Kane (IL), County of, Illinois
1358. Kankakee (IL), City of, Illinois
1359. Kendall (IL), County of, Illinois
1360. La Grange Park (IL), Village of, Illinois
1361. Lake (IL), County of, Illinois
1362. LaSalle (IL), County of, Illinois
1363. Lawrence (IL), County of, Illinois
1364. Lee (IL), County of, Illinois
1365. Livingston (IL), County of, Illinois
1366. Lyons (IL), Township of, Illinois
1367. Lyons (IL), Village of, Illinois
1368. Macoupin (IL), County of, Illinois
1369. Marion (IL), City of, Illinois
1370. Marion (IL), County of, Illinois
1371. Massac (IL), County of, Illinois
1372. Massac Memorial, LLC d/b/a Massac Memorial Hospital (IL), Illinois
1373. Maywood (IL), Village of, Illinois
1374. McCook (IL), Village of, Illinois
1375. McHenry (IL), County of, Illinois
1376. McLean (IL), County of, Illinois
1377. Melrose Park (IL), Village of, Illinois
1378. Merriquette Park (IL), Village of, Illinois
1379. Metropolis (IL), City of, Illinois
1380. North Riverside (IL), Village of, Illinois
1381. Northlake (IL), City of, Illinois
1382. Oak Lawn (IL), Village of, Illinois
1383. Oak Park (IL), Village of, Illinois
1384. Orland Fire Protection District (IL), Illinois
1385. Orland Park (IL), Village of, Illinois
1386. Palos Heights (IL), City of, Illinois
1387. Palos Hills (IL), City of, Illinois
1388. Pekin (IL), City of, Illinois
1389. Peoria (IL), City of, Illinois
1390. Piatt (IL), County of, Illinois
1391. Posen (IL), Village of, Illinois
1392. Princeton (IL), City of, Illinois
1393. Pulaski (IL), County of, Illinois
1394. River Forest (IL), Village of, Illinois
1395. River Grove (IL), Village of, Illinois
1396. Riverside (IL), Village of, Illinois
1397. Rockford (IL), City of, Illinois
1398. Saline (IL), County of, Illinois
1399. Sangamon (IL), County of, Illinois
1400. Schiller Park (IL), Village of, Illinois
1401. Schuyler (IL), County of, Illinois
1402. Sesser (IL), City of, Illinois
1403. Shelby (IL), County of, Illinois
1404. St. Clair (IL), County of, Illinois
1405. Stone Park (IL), Village of, Illinois
1406. Streator (IL), City of, Illinois
1407. Summit (IL), Village of, Illinois
1408. Tinley Park (IL), Village of, Illinois
1409. Union (IL), County of, Illinois
1410. Wabash (IL), County of, Illinois
1411. Washington (IL), County of, Illinois
1412. Waukegan Community Unit School District (IL), Illinois
1413. West Frankfort (IL), City of, Illinois
1414. West Franklin (IL), County of (Central Dispatch), Illinois
1415. White (IL), County of, Illinois
1416. Will (IL), County of, Illinois
1417. Williamson (IL), County of, Illinois
1418. Winnebago (IL), County of, Illinois
1419. Alexandria (IN), City of, Indiana
1420. Allen (IN), County of (Board of Commissioners), Indiana

1421. Atlanta (IN), Town of, Indiana
1422. Austin (IN), City of, Indiana
1423. Beech Grove (IN), City of, Indiana
1424. Benton (IN), County of, Indiana
1425. Blackford (IN), County of, Indiana
1426. Bloomington (IN), City of, Indiana
1427. Brownstown (IN), Town of, Indiana
1428. Chandler (IN), Town of, Indiana
1429. Connersville (IN), City of, Indiana
1430. Danville (IN), Town of, Indiana
1431. Delaware (IN), County of, Indiana
1432. Elwood (IN), City of, Indiana
1433. Evansville (IN), City of, Indiana
1434. Fayette (IN), County of, Indiana
1435. Fishers (IN), City of, Indiana
1436. Fort Wayne (IN), City of, Indiana
1437. Fort Wayne Community Schools (IN), Indiana
1438. Franklin (IN), City of, Indiana
1439. Franklin (IN), County of (Board of Commissioners), Indiana
1440. Gary (IN), City of, Indiana
1441. Greenwood (IN), City of, Indiana
1442. Hammond (IN), City of, Indiana
1443. Harrison (IN), County of, Indiana
1444. Hartford (IN), City of, Indiana
1445. Howard (IN), County of, Indiana
1446. Huntington (IN), City of, Indiana
1447. Indianapolis (IN), City of, Indiana
1448. Jackson (IN), County of, Indiana
1449. Jasper (IN), City of, Indiana
1450. Jay (IN), County of, Indiana
1451. Jeffersonville (IN), City of, Indiana
1452. Jennings (IN), County of, Indiana
1453. Kokomo (IN), City of, Indiana
1454. Lafayette (IN), City of, Indiana
1455. Lake (IN), County of, Indiana
1456. LaPorte (IN), County of, Indiana
1457. Lawrence (IN), City of, Indiana
1458. Lawrence (IN), County of, Indiana
1459. Logansport (IN), City of, Indiana
1460. Madison (IN), City of, Indiana
1461. Madison (IN), County of, Indiana
1462. Marion (IN), County of, Indiana
1463. Marshall (IN), County of, Indiana
1464. Martinsville (IN), City of, Indiana
1465. Mishawaka (IN), City of, Indiana
1466. Monroe (IN), County of, Indiana
1467. Montpelier (IN), City of, Indiana
1468. Mooresville (IN), Town of, Indiana
1469. Morgan (IN), County of, Indiana
1470. Muncie (IN), City of, Indiana
1471. New Albany (IN), City of, Indiana
1472. New Castle (IN), City of, Indiana
1473. Noblesville (IN), City of, Indiana
1474. Orange (IN), County of, Indiana
1475. Pendleton (IN), Town of, Indiana
1476. Penn-Harris-Madison School Corporation (IN), Indiana
1477. Peru (IN), City of, Indiana
1478. Plainfield (IN), Town of, Indiana
1479. Porter (IN), County of, Indiana
1480. Portland (IN), City of, Indiana
1481. Pulaski (IN), County of, Indiana
1482. Richmond (IN), City of, Indiana
1483. Ripley (IN), County of, Indiana
1484. School City of Mishawaka (IN), Indiana
1485. Scott (IN), County of, Indiana
1486. Seymour (IN), City of, Indiana
1487. Shelbyville (IN), City of, Indiana
1488. Sheridan (IN), Town of, Indiana
1489. Smith-Green Community Schools (IN), Indiana
1490. South Bend (IN), City of, Indiana
1491. South Bend Community School Corporation (IN), Indiana
1492. St. Joseph (IN), County of, Indiana
1493. Starke (IN), County of, Indiana
1494. Terre Haute (IN), City of, Indiana
1495. Tippecanoe (IN), County of, Indiana
1496. Upland (IN), Town of, Indiana
1497. Vanderburgh (IN), County of, Indiana
1498. Vigo (IN), County of, Indiana
1499. West Lafayette (IN), City of, Indiana
1500. Westfield (IN) City of, Indiana
1501. Zionsville (IN), Town of, Indiana
1502. Adair (IA), County of, Iowa
1503. Adams (IA), County of, Iowa
1504. Allamakee (IA), County of, Iowa
1505. Appanoose (IA), County of, Iowa
1506. Audubon (IA), County of, Iowa
1507. Benton (IA), County of, Iowa
1508. Black Hawk (IA), County of, Iowa
1509. Bremer (IA), County of, Iowa
1510. Buchanan (IA), County of, Iowa
1511. Buena Vista (IA), County of, Iowa
1512. Calhoun (IA), County of, Iowa
1513. Carroll (IA), County of, Iowa
1514. Cedar (IA), County of, Iowa
1515. Cerro Gordo (IA), County of, Iowa
1516. Cherokee (IA), County of, Iowa
1517. Chickasaw (IA), County of, Iowa
1518. Clay (IA), County of, Iowa
1519. Clayton (IA), County of, Iowa
1520. Clinton (IA), County of, Iowa
1521. Dallas (IA), County of, Iowa



1522. Delaware (IA), County of, Iowa
1523. Des Moines (IA), County of, Iowa
1524. Emmet (IA), County of, Iowa
1525. Fayette (IA), County of, Iowa
1526. Fremont (IA), County of, Iowa
1527. Hamilton (IA), County of, Iowa
1528. Hancock (IA), County of, Iowa
1529. Hardin (IA), County of, Iowa
1530. Harrison (IA), County of, Iowa
1531. Henry (IA), County of, Iowa
1532. Howard (IA), County of, Iowa
1533. Humboldt (IA), County of, Iowa
1534. Ida (IA), County of, Iowa
1535. Jasper (IA), County of, Iowa
1536. Johnson (IA), County of, Iowa
1537. Jones (IA), County of, Iowa
1538. Keokuk (IA), County of, Iowa
1539. Lee (IA), County of, Iowa
1540. Lyon (IA), County of, Iowa
1541. Madison (IA), County of, Iowa
1542. Mahaska (IA), County of, Iowa
1543. Marion (IA), County of, Iowa
1544. Mills (IA), County of, Iowa
1545. Mitchell (IA), County of, Iowa
1546. Monroe (IA), County of, Iowa
1547. Montgomery (IA), County of, Iowa
1548. Muscatine (IA), County of, Iowa
1549. O'Brien (IA), County of, Iowa
1550. Osceola (IA), County of, Iowa
1551. Plymouth (IA), County of, Iowa
1552. Pocahontas (IA), County of, Iowa
1553. Polk (IA), County of, Iowa
1554. Pottawattamie (IA), County of, Iowa
1555. Poweshiek (IA), County of, Iowa
1556. Sac (IA), County of, Iowa
1557. Scott (IA), County of, Iowa
1558. Shelby (IA), County of, Iowa
1559. Sioux (IA), County of, Iowa
1560. Tama (IA), County of, Iowa
1561. Taylor (IA), County of, Iowa
1562. Union (IA), County of, Iowa
1563. Webster (IA), County of, Iowa
1564. Winnebago (IA), County of, Iowa
1565. Winneshiek (IA), County of, Iowa
1566. Worth (IA), County of, Iowa
1567. Wright (IA), County of, Iowa
1568. Allen (KS), County of (Board of Commissioners), Kansas
1569. Barber (KS), County of (Board of Commissioners), Kansas
1570. Bourbon (KS), County of, Kansas
1571. Cherokee (KS), County of (Board of Commissioners), Kansas
1572. Cowley (KS), County of (Board of Commissioners), Kansas
1573. Crawford (KS), County of (Board of Commissioners), Kansas
1574. Dickinson (KS), County of (Board of County Counselors), Kansas
1575. Elk (KS), County of (Board of Commissioners), Kansas
1576. Elkhardt (KS), City of, Kansas
1577. Finney (KS), County of (Board of Commissioners), Kansas
1578. Ford (KS), County of (Board of Commissioners), Kansas
1579. Grant (KS), County of (Board of Commissioners), Kansas
1580. Greenwood (KS), County of (Board of Commissioners), Kansas
1581. Harvey (KS) County of, Kansas
1582. Johnson (KS), County of, Kansas
1583. Leavenworth (KS), County of (Board of Commissioners), Kansas
1584. Manter (KS), City of, Kansas
1585. Meade (KS), County of (Board of Commissioners), Kansas
1586. Montgomery (KS), County of, Kansas
1587. Morton (KS), County of (Board of Commissioners), Kansas
1588. Neosho (KS), County of (Board of Commissioners), Kansas
1589. Overland Park (KS), City of, Kansas
1590. Pratt (KS), County of (Board of Commissioners), Kansas
1591. Reno (KS), County of, Kansas
1592. Sedgwick (KS), County of (Board of Commissioners), Kansas
1593. Seward (KS), County of (Board of Commissioners), Kansas
1594. Shawnee (KS), County of (Board of Commissioners), Kansas
1595. Stanton (KS), County of (Board of Commissioners), Kansas
1596. Ulysses (KS), City of, Kansas
1597. Wabaunsee (KS), County of (Board of Counsellors), Kansas
1598. Wichita (KS), City of, Kansas
1599. Wyandotte County - Kansas City (KS), Unified Government of, Kansas
1600. Adair (KY), County (Fiscal Court), Kentucky
1601. Allen (KY), County of (Fiscal Court), Kentucky
1602. Anderson (KY), County of (Fiscal Court), Kentucky

1603. Ballard (KY), County of (Fiscal Court), Kentucky
1604. Bath (KY), County of (Fiscal Court), Kentucky
1605. Bell (KY), County of (Fiscal Court), Kentucky
1606. Bellefonte (KY), City of, Kentucky
1607. Benham (KY), City of, Kentucky
1608. Board of Education of Breathitt County Public Schools (KY), Kentucky
1609. Board of Education of Bullitt County Public Schools (KY), Kentucky
1610. Board of Education of Estill County Public Schools (KY), Kentucky
1611. Board of Education of Fayette County Public Schools (KY), Kentucky
1612. Board of Education of Harrison County Public Schools (KY), Kentucky
1613. Board of Education of Hart County Public Schools (KY), Kentucky
1614. Board of Education of Jefferson County Public Schools (KY), Kentucky
1615. Board of Education of Johnson County Public School District (KY), Kentucky
1616. Board of Education of LaRue County Public Schools (KY), Kentucky
1617. Board of Education of Lawrence County Public Schools (KY), Kentucky
1618. Board of Education of Martin County Public Schools (KY), Kentucky
1619. Board of Education of Menifee County Public Schools (KY), Kentucky
1620. Board of Education of Owsley County Public Schools (KY), Kentucky
1621. Board of Education of Wolfe County Public Schools (KY), Kentucky
1622. Boone (KY), County of (Fiscal Court), Kentucky
1623. Bourdon (KY), County of (Fiscal Court), Kentucky
1624. Boyd (KY), County of (Fiscal Court), Kentucky
1625. Boyle (KY), County of (Fiscal Court), Kentucky
1626. Bracken (KY), County of (Fiscal Court), Kentucky
1627. Breathitt (KY), County of (Fiscal Court), Kentucky
1628. Breckinridge (KY), County of (Fiscal Court), Kentucky
1629. Buckhorn (KY), City of, Kentucky
1630. Bullitt (KY), County of (Fiscal Court), Kentucky
1631. Caldwell (KY), County of (Fiscal Court), Kentucky
1632. Calloway (KY), County of (Fiscal Court), Kentucky
1633. Campbell (KY), County of (Fiscal Court), Kentucky
1634. Campbellsville (KY), City of, Kentucky
1635. Carlisle (KY), County of (Fiscal Court), Kentucky
1636. Carter (KY), County of (Fiscal Court), Kentucky
1637. Casey (KY), County of (Fiscal Court), Kentucky
1638. Christian (KY), County of (Fiscal Court), Kentucky
1639. Clark (KY), County of (Fiscal Court), Kentucky
1640. Clay (KY), County of (Fiscal Court), Kentucky
1641. Clinton (KY), County of (Fiscal Court), Kentucky
1642. Columbia (KY), City of, Kentucky
1643. Covington (KY), City of, Kentucky
1644. Cumberland (KY), County of (Fiscal Court), Kentucky
1645. Daviess (KY), County of (Fiscal Court), Kentucky
1646. Edmonson (KY), County of (Fiscal Court), Kentucky
1647. Elliott (KY), County of (Fiscal Court), Kentucky
1648. Estill (KY) County Emergency Medical Services, Kentucky
1649. Estill (KY), County of (Fiscal Court), Kentucky
1650. Fleming (KY), County of (Fiscal Court), Kentucky
1651. Florence (KY), City of, Kentucky
1652. Floyd (KY), County of (Fiscal Court), Kentucky
1653. Franklin (KY), County of (Fiscal Court), Kentucky
1654. Fulton (KY), County of (Fiscal Court), Kentucky
1655. Gallatin (KY), County of (Fiscal Court), Kentucky
1656. Garrard (KY), County of (Fiscal Court), Kentucky
1657. Grant (KY), County of (Fiscal Court), Kentucky
1658. Grayson (KY), City of, Kentucky
1659. Green (KY), County of (Fiscal Court), Kentucky

1660. Greenup (KY), City of, Kentucky
1661. Greenup (KY), County of (Fiscal Court), Kentucky
1662. Hancock (KY), County of (Fiscal Court), Kentucky
1663. Hardin (KY), County of (Fiscal Court), Kentucky
1664. Hardin Memorial Hospital (KY), Kentucky
1665. Harlan (KY), City of, Kentucky
1666. Harlan (KY), County of (Fiscal Court), Kentucky
1667. Harrison (KY), County of (Fiscal Court), Kentucky
1668. Hart (KY), County of (Fiscal Court), Kentucky
1669. Henderson (KY), City of, Kentucky
1670. Henderson (KY), County of (Fiscal Court), Kentucky
1671. Henry (KY), County of (Fiscal Court), Kentucky
1672. Hickman (KY), County of (Fiscal Court), Kentucky
1673. Hillview (KY), City of, Kentucky
1674. Hopkins (KY), County of (Fiscal Court), Kentucky
1675. Hyden (KY), City of, Kentucky
1676. Inez (KY), City of, Kentucky
1677. Jamestown (KY), City of, Kentucky
1678. Jenkins (KY), City of, Kentucky
1679. Jessamine (KY), County of (Fiscal Court), Kentucky
1680. Kenton (KY), County of (Fiscal Court), Kentucky
1681. Kentucky River District Health Department (KY), Kentucky
1682. Knott (KY), County of (Fiscal Court), Kentucky
1683. Knox (KY), County of (Fiscal Court), Kentucky
1684. Larue (KY), County of (Fiscal Court), Kentucky
1685. Laurel (KY), County of (Fiscal Court), Kentucky
1686. Lawrence (KY), County of (Fiscal Court), Kentucky
1687. Lee (KY), County of (Fiscal Court), Kentucky
1688. Leslie (KY), County of (Fiscal Court), Kentucky
1689. Letcher (KY), County of (Fiscal Court), Kentucky
1690. Lewis (KY), County of (Fiscal Court), Kentucky
1691. Lexington-Fayette County (KY), Urban Government of, Kentucky
1692. Lincoln (KY), County of (Fiscal Court), Kentucky
1693. Logan (KY), County of (Fiscal Court), Kentucky
1694. London (KY), City of, Kentucky
1695. Louisville/Jefferson County (KY), Metro Government of, Kentucky
1696. Loyall (KY), City of, Kentucky
1697. Lynch (KY), City of, Kentucky
1698. Madison (KY), County (Fiscal Court), Kentucky
1699. Manchester (KY), City of, Kentucky
1700. Marshall (KY), County of (Fiscal Court), Kentucky
1701. Martin (KY), County of (Fiscal Court), Kentucky
1702. Mason (KY), County of (Fiscal Court), Kentucky
1703. McCracken (KY), County of (Fiscal Court), Kentucky
1704. McLean (KY), County of (Fiscal Court), Kentucky
1705. Meade (KY), County of (Fiscal Court), Kentucky
1706. Mercer (KY), County of (Fiscal Court), Kentucky
1707. Monroe (KY), County of (Fiscal Court), Kentucky
1708. Montgomery (KY), County of (Fiscal Court), Kentucky
1709. Morehead (KY), City of, Kentucky
1710. Morgan (KY), County of (Fiscal Court), Kentucky
1711. Morganfield (KY), City of, Kentucky
1712. Mt. Washington (KY), City of, Kentucky
1713. Muhlenberg (KY), County of (Fiscal Court), Kentucky
1714. Murray (KY), City of, Kentucky
1715. Nicholas (KY), Count of (Fiscal Court), Kentucky
1716. Ohio (KY), County of (Fiscal Court), Kentucky
1717. Oldham (KY), County of (Fiscal Court), Kentucky
1718. Owen (KY), County of (Fiscal Court), Kentucky
1719. Owensboro (KY), City of, Kentucky
1720. Owsley (KY), County of (Fiscal Court), Kentucky
1721. Paducah (KY), City of, Kentucky
1722. Paintsville (KY), City of, Kentucky

1723. Pendleton (KY), County (Fiscal Court), Kentucky
1724. Perry (KY), County of (Fiscal Court), Kentucky
1725. Pike (KY), County of, Kentucky
1726. Pineville (KY), City of, Kentucky
1727. Pippa Passes (KY), City of, Kentucky
1728. Powell (KY), County of (Fiscal Court), Kentucky
1729. Prestonsburg (KY), City of, Kentucky
1730. Pulaski (KY), County of (Fiscal Court), Kentucky
1731. Rowan (KY), County of (Fiscal Court), Kentucky
1732. Russell (KY), City of, Kentucky
1733. Russell (KY), County of (Fiscal Court), Kentucky
1734. Russell Springs (KY), City of, Kentucky
1735. Scott (KY), County of (Fiscal Court), Kentucky
1736. Shelby (KY), County of (Fiscal Court), Kentucky
1737. Shepherdsville (KY), City of, Kentucky
1738. South Shore (KY), City of, Kentucky
1739. Spencer (KY), County of (Fiscal Court), Kentucky
1740. Taylor (KY), County of (Fiscal Court), Kentucky
1741. Taylor County Hospital District Health Facilities Corporation (KY), Kentucky
1742. Todd (KY), County of (Fiscal Court), Kentucky
1743. Union (KY), County of (Fiscal Court), Kentucky
1744. Vanceburg (KY), City of, Kentucky
1745. Warfield (KY), City of, Kentucky
1746. Warren (KY), County of, Kentucky
1747. Wayne (KY), County of (Fiscal Court), Kentucky
1748. Webster (KY), County of (Fiscal Court), Kentucky
1749. West Liberty (KY), City of, Kentucky
1750. Whitesburg (KY), City of, Kentucky
1751. Whitley (KY), County of, Kentucky
1752. Winchester (KY), City of, Kentucky
1753. Wolfe (KY), County of (Fiscal Court), Kentucky
1754. Woodford (KY), County of (Fiscal Court), Kentucky
1755. Worthington (KY), City of, Kentucky
1756. Acadia-St. Landry (LA) Hospital Service District d/b/a Acadia-St. Landry Hospital, Louisiana
1757. Alexandria (LA), City of, Louisiana
1758. Allen (LA), Parish of (Sheriff), Louisiana
1759. Ascension (LA), Parish of, Louisiana
1760. Ascension (LA), Parish of (Sheriff), Louisiana
1761. Ascension (LA), Parish School Board, Louisiana
1762. Assumption (LA), Parish of (Police Jury), Louisiana
1763. Assumption (LA), Parish of (Sheriff Leland Falcon), Louisiana
1764. Avoyelles (LA), Parish of (Police Jury), Louisiana
1765. Avoyelles (LA), Parish of (Sheriff), Louisiana
1766. Baldwin (LA), Town of, Louisiana
1767. Bastrop (LA), City of, Louisiana
1768. Baton Rouge (LA), City of, Louisiana
1769. Beauregard (LA), Parish of (Police Jury), Louisiana
1770. Benton (LA) Fire No. 4, Louisiana
1771. Berwick (LA), Town of, Louisiana
1772. Bienville (LA), Parish of, Louisiana
1773. Bogalusa (LA), City of, Louisiana
1774. Bossier (LA) Parish Emergency Medical Services Ambulance District, Louisiana
1775. Bossier (LA), City of, Louisiana
1776. Bossier (LA), Parish of, Louisiana
1777. Caddo (LA) Fire Protection District No. 1, Louisiana
1778. Caddo (LA), Parish of, Louisiana
1779. Calcasieu (LA), Parish of (Police Jury), Louisiana
1780. Calcasieu (LA), Parish of (Sheriff), Louisiana
1781. Caldwell (LA), Parish of, Louisiana
1782. Cameron (LA), Parish of, Louisiana
1783. Catahoula (LA), Parish of (Police Jury), Louisiana
1784. Catahoula (LA), Parish of (Sheriff Toney Edwards), Louisiana
1785. Claiborne (LA), Parish of, Louisiana
1786. Concordia (LA), Parish of, Louisiana
1787. Concordia (LA), Parish of (Sheriff Kenneth Hedrick), Louisiana
1788. Covington (LA), City of, Louisiana
1789. Delhi (LA), Town of, Louisiana
1790. Desoto (LA), Parish of, Louisiana
1791. DeSoto Fire Protection District No. 8 (LA), Louisiana
1792. Donaldsonville (LA), City of, Louisiana
1793. East Baton Rouge (LA), Parish of (Clerk of Court Office), Louisiana

1794. East Baton Rouge (LA), Parish of (Sheriff), Louisiana
1795. East Carroll (LA), Parish of (Police Jury), Louisiana
1796. East Carroll (LA), Parish of (Sheriff), Louisiana
1797. Eunice (LA), City of, Louisiana
1798. Evangeline (LA), Parish of (Police Jury), Louisiana
1799. Evangeline (LA), Parish of (Sheriff), Louisiana
1800. Ferriday (LA), Town of, Louisiana
1801. Franklin (LA), City of, Louisiana
1802. Franklin (LA), Parish of, Louisiana
1803. Gramercy (LA), Town of, Louisiana
1804. Grant (LA), Parish of (Police Jury), Louisiana
1805. Grant (LA), Parish of (Sheriff), Louisiana
1806. Gretna (LA), City of, Louisiana
1807. Hospital Service District No. 1 of The Parish of Avoyelles, State of Louisiana, d/b/a Bunkie General Hospital (LA), Louisiana
1808. Hospital Service District No. 1 of The Parish of LaSalle, State of Louisiana. d/b/a Hardtner Medical Center (LA), Louisiana
1809. Iberia (LA), Parish of, Louisiana
1810. Iberia (LA), Parish School Board of, Louisiana
1811. Iberville (LA), Parish of (Parish Council), Louisiana
1812. Jackson (LA), Parish of (Police Jury), Louisiana
1813. Jackson (LA), Parish of (Sheriff), Louisiana
1814. Jean Lafitte (LA), Town of, Louisiana
1815. Jefferson (LA), Parish of, Louisiana
1816. Jefferson (LA), Parish of (Coroner's Office), Louisiana
1817. Jefferson (LA), Parish of (Sheriff), Louisiana
1818. Jefferson Davis (LA), Parish of (Police Jury), Louisiana
1819. Jefferson Davis (LA), Parish of (Sheriff), Louisiana
1820. Jefferson Parish Hospital Service District 1 (LA), Louisiana
1821. Jefferson Parish Hospital Service District 2 (LA), Louisiana
1822. Kenner (LA), City of, Louisiana
1823. Lafayette (LA), Parish of (Sheriff), Louisiana
1824. Lafourche (LA), Parish of, Louisiana
1825. LaFourche Parish School Board (LA), Louisiana
1826. Lake Charles (LA), City of, Louisiana
1827. Lake Providence (LA), Town of, Louisiana
1828. LaSalle (LA), Parish of, Louisiana
1829. Lincoln (LA), Parish of (Sheriff), Louisiana
1830. Livingston (LA), Parish of, Louisiana
1831. Livingston (LA), Parish of (Sheriff), Louisiana
1832. Lutcher (LA), Town of, Louisiana
1833. Madisonville (LA), Town of, Louisiana
1834. Mandeville (LA), City of, Louisiana
1835. Monroe (LA), City of, Louisiana
1836. Morehouse (LA), Parish of (Police Jury), Louisiana
1837. Morehouse (LA), Parish of (Sheriff), Louisiana
1838. Morgan (LA), City of, Louisiana
1839. Natchitoches (LA), City of, Louisiana
1840. Natchitoches (LA), Parish of (Parish Council), Louisiana
1841. New Iberia (LA), City of, Louisiana
1842. New Orleans (LA), City of, Louisiana
1843. New Roads (LA), City of, Louisiana
1844. North Caddo (LA) Hospital Service District d/b/a North Caddo Medical Center, Louisiana
1845. Opelousas (LA), City of, Louisiana
1846. Opelousas (LA), General Hospital Authority, a Louisiana Public Trust d/b/a Opelousas General Health System, Louisiana
1847. Orleans (LA), Parish of (Sheriff), Louisiana
1848. Orleans Parish Hospital Service District - District A (LA), Louisiana
1849. Ouachita (LA), Parish of (Police Jury), Louisiana
1850. Ouachita (LA), Parish of (Sheriff), Louisiana
1851. Patterson (LA), City of, Louisiana
1852. Pearl River (LA), Town of, Louisiana
1853. Pineville (LA), City of, Louisiana
1854. Pointe Coupee (LA), Parish of (Policy Jury), Louisiana
1855. Pointe Coupee Parish (LA) Health Services District Number 1, Louisiana
1856. Rapides (LA), Parish of, Louisiana
1857. Rapides (LA), Parish of (Police Jury), Louisiana
1858. Red River (LA) Fire Protection District, Louisiana

1859. Red River (LA), Parish of, Louisiana
1860. Richland (LA), Parish of, Louisiana
1861. Richland (LA), Parish of (Sheriff), Louisiana
1862. Richwood (LA), Town of, Louisiana
1863. Sabine (LA), Parish of (Police Jury), Louisiana
1864. Sabine (LA), Parish of (Sheriff), Louisiana
1865. Shreveport (LA), City of, Louisiana
1866. Slidell (LA), City of, Louisiana
1867. St. Bernard (LA), Parish of, Louisiana
1868. St. Bernard (LA), Parish of (Coroner Dr. Bryan Bertucci), Louisiana
1869. St. Bernard (LA), Parish of (Sheriff), Louisiana
1870. St. Bernard Parish School Board (LA), Louisiana
1871. St. Charles (LA), Parish of, Louisiana
1872. St. Charles (LA), Parish of (Sheriff), Louisiana
1873. St. James (LA), Parish of, Louisiana
1874. St. James Parish School Board (LA), Louisiana
1875. St. John the Baptist (LA), Parish of, Louisiana
1876. St. Landry (LA), Parish of, Louisiana
1877. St. Landry (LA), Parish of (Sheriff), Louisiana
1878. St. Martin (LA), Parish of, Louisiana
1879. St. Martinville (LA), City of, Louisiana
1880. St. Mary (LA), Parish of, Louisiana
1881. St. Mary (LA), Parish of (Sheriff), Louisiana
1882. St. Mary (LA), Parish School Board of, Louisiana
1883. St. Tammany (LA) Fire Protection District No. 4, Louisiana
1884. St. Tammany (LA), Parish of, Louisiana
1885. St. Tammany (LA), Parish of (Coroner's Office), Louisiana
1886. St. Tammany (LA), Parish of (Sheriff), Louisiana
1887. St. Tammany Fire Protection District No. 1 (LA), Louisiana
1888. St. Tammany Fire Protection District No. 12 (LA), Louisiana
1889. St. Tammany Fire Protection District No. 13 (LA), Louisiana
1890. St. Tammany Fire Protection District No. 2 (LA), Louisiana
1891. St. Tammany Fire Protection District No. 3 (LA), Louisiana
1892. St. Tammany Fire Protection District No. 5 (LA), Louisiana
1893. Tensas (LA), Parish of (Sheriff), Louisiana
1894. Terrebonne (LA), Parish of, Louisiana
1895. Terrebonne (LA), Parish of (Sheriff), Louisiana
1896. Union (LA), Parish of, Louisiana
1897. Union (LA), Parish of (Sheriff), Louisiana
1898. Vermilion (LA), Parish of (Police Jury), Louisiana
1899. Vernon (LA), Parish of (Police Jury), Louisiana
1900. Vernon (LA), Parish of (Sheriff), Louisiana
1901. Washington (LA), Parish of, Louisiana
1902. Washington (LA), Parish of (Sheriff), Louisiana
1903. Webster (LA), Parish of, Louisiana
1904. West Ascension Parish (LA) Hospital Service District dba Prevost Memorial Hospital, Louisiana
1905. West Baton Rouge (LA) Fire Protection District No. 1, Louisiana
1906. West Baton Rouge (LA), Parish of, Louisiana
1907. West Carroll (LA), Parish of, Louisiana
1908. West Carroll (LA), Parish of (Police Jury), Louisiana
1909. West Monroe (LA), City of, Louisiana
1910. Westwego (LA), City of, Louisiana
1911. Winn (LA), Parish of (Police Jury), Louisiana
1912. Androscoggin (ME), County of, Maine
1913. Aroostook (ME), County of, Maine
1914. Auburn (ME), City of, Maine
1915. Augusta (ME), City of, Maine
1916. Bangor (ME), City of, Maine
1917. Biddeford (ME), City of, Maine
1918. Board of Education of Bangor School Department (ME), Maine
1919. Board of Education of Maine Regional School Unit 10 (ME), Maine
1920. Board of Education of Maine Regional School Unit 13 (ME), Maine
1921. Board of Education of Maine Regional School Unit 25 (ME), Maine
1922. Board of Education of Maine Regional School Unit 26 (ME), Maine
1923. Board of Education of Maine Regional School Unit 29 (ME), Maine
1924. Board of Education of Maine Regional School Unit 34 (ME), Maine
1925. Board of Education of Maine Regional School Unit 40 (ME), Maine

1926. Board of Education of Maine Regional School Unit 50 (ME), Maine
1927. Board of Education of Maine Regional School Unit 57 (ME), Maine
1928. Board of Education of Maine Regional School Unit 60 (ME), Maine
1929. Board of Education of Maine Regional School Unit 71 (ME), Maine
1930. Board of Education of Maine Regional School Unit 9 (ME), Maine
1931. Board of Education of Maine School Administrative District 11 (ME), Maine
1932. Board of Education of Maine School Administrative District 15 (ME), Maine
1933. Board of Education of Maine School Administrative District 28/Five Town Central School District (ME), Maine
1934. Board of Education of Maine School Administrative District 35 (ME), Maine
1935. Board of Education of Maine School Administrative District 44 (ME), Maine
1936. Board of Education of Maine School Administrative District 53 (ME), Maine
1937. Board of Education of Maine School Administrative District 55 (ME), Maine
1938. Board of Education of Maine School Administrative District 6 (ME), Maine
1939. Board of Education of Maine School Administrative District 61 (ME), Maine
1940. Board of Education of Maine School Administrative District 72 (ME), Maine
1941. Board of Education of Portland School Department (ME), Maine
1942. Board of Education of Scarborough School Department (ME), Maine
1943. Board of Education of South Portland School Department (ME), Maine
1944. Board of Education of St. George Municipal School District (ME), Maine
1945. Board of Education of Waterville School Department (ME), Maine
1946. Calais (ME), City of, Maine
1947. Cumberland (ME), County of, Maine
1948. Ellsworth School Department (ME), The Board of Education of, Maine
1949. Kennebec (ME), County of, Maine
1950. Knox (ME), County of, Maine
1951. Lewiston (ME), City of, Maine
1952. Lincoln (ME), County of, Maine
1953. Penobscot (ME), County of, Maine
1954. Portland (ME), City of, Maine
1955. Rockland (ME), City of, Maine
1956. Saco (ME), City of, Maine
1957. Sagadahoc (ME), County of, Maine
1958. Sanford (ME), City of, Maine
1959. Somerset (ME), County of, Maine
1960. Waldo (ME), County of, Maine
1961. Washington (ME), County of, Maine
1962. Waterville (ME), City of, Maine
1963. York (ME), County of, Maine
1964. Aberdeen (MD), City of, Maryland
1965. Allegany (MD), County of, Maryland
1966. Annapolis (MD), City of, Maryland
1967. Anne Arundel (MD), County of, Maryland
1968. Balitmore (MD), County of, Maryland
1969. Baltimore (MD), City of (Mayor and City Council), Maryland
1970. Baltimore City Board of School Commissioners (MD), Maryland
1971. Bel Air (MD), City of, Maryland
1972. Berlin (MD), City of, Maryland
1973. Bowie (MD), City of, Maryland
1974. Calvert (MD), County of (Commissioners), Maryland
1975. Cambridge (MD), City of, Maryland
1976. Caroline (MD), County of, Maryland
1977. Carroll (MD), County of (Board of Commissioners), Maryland
1978. Cecil (MD), County of, Maryland
1979. Charles (MD), County of (Commissioners), Maryland
1980. Charlestown (MD), City of, Maryland
1981. Cottage City (MD), Town of, Maryland
1982. Cumberland (MD), City of, Maryland
1983. Dorchester (MD), County of, Maryland
1984. Forest Heights (MD), Town of, Maryland
1985. Frederick (MD), City of, Maryland
1986. Frederick (MD), County of, Maryland
1987. Frostburg (MD) City of, Maryland
1988. Garrett (MD), County of, Maryland
1989. Grantsville (MD), City of, Maryland
1990. Hagerstown (MD), City of, Maryland
1991. Harford (MD) County of, Maryland
1992. Havre De Grace (MD), City of, Maryland
1993. Howard (MD), County of, Maryland
1994. Laurel (MD), City of, Maryland
1995. Montgomery (MD), County of, Maryland
1996. Mountain Lake Park (MD), City of, Maryland
1997. North Brentwood (MD), Town of, Maryland
1998. North East (MD), City of, Maryland
1999. Oakland (MD), City of, Maryland
2000. Perryville (MD), City of, Maryland
2001. Prince George's (MD), County of, Maryland

2002. Rockville (MD), City of (Mayor and Common Council), Maryland
2003. Seat Pleasant (MD), City of, Maryland
2004. Somerset (MD), County of, Maryland
2005. St. Mary's (MD), County of (Commissioners), Maryland
2006. Talbot (MD), County of, Maryland
2007. Upper Marlboro (MD), Town of, Maryland
2008. Vienna (MD), City of, Maryland
2009. Washington County (MD), County of (Board of Commissioners), Maryland
2010. Westminster (MD), City of (Mayor and Common Council), Maryland
2011. Wicomico (MD), County of, Maryland
2012. Acushnet (MA), Town of, Massachusetts
2013. Agawam (MA), Town of, Massachusetts
2014. Amesbury (MA), City of, Massachusetts
2015. Andover (MA), Town of, Massachusetts
2016. Aquinnah (MA), Town of, Massachusetts
2017. Athol (MA), Town of, Massachusetts
2018. Auburn (MA), Town of, Massachusetts
2019. Ayer (MA), Town of, Massachusetts
2020. Barnstable (MA), Town of, Massachusetts
2021. Belchertown (MA), Town of, Massachusetts
2022. Beverly (MA), City of, Massachusetts
2023. Billerica (MA), Town of, Massachusetts
2024. Boston (MA) Housing Authority, Massachusetts
2025. Boston (MA) Public Health Commission, Massachusetts
2026. Boston (MA), City of, Massachusetts
2027. Braintree (MA), Town of, Massachusetts
2028. Brewster (MA), Town of, Massachusetts
2029. Bridgewater (MA), Town of, Massachusetts
2030. Brockton (MA), City of, Massachusetts
2031. Brookline (MA), Town of, Massachusetts
2032. Cambridge (MA), City of, Massachusetts
2033. Canton (MA), Town of, Massachusetts
2034. Carver (MA), Town of, Massachusetts
2035. Charlton (MA), Town of, Massachusetts
2036. Chelmsford (MA), Town of, Massachusetts
2037. Chelsea (MA), City of, Massachusetts
2038. Chicopee (MA), City of, Massachusetts
2039. Clarksburg (MA), Town of, Massachusetts
2040. Clinton (MA), Town of, Massachusetts
2041. Danvers (MA), Town of, Massachusetts
2042. Dedham (MA), Town of, Massachusetts
2043. Dennis (MA), Town of, Massachusetts
2044. Douglas (MA), Town of, Massachusetts
2045. Dudley (MA), Town of, Massachusetts
2046. East Bridgewater (MA), Town of, Massachusetts
2047. Eastham (MA), Town of, Massachusetts
2048. Easthampton (MA), City of, Massachusetts
2049. Easton (MA), Town of, Massachusetts
2050. Everett (MA), City of, Massachusetts
2051. Fairhaven (MA), Town of, Massachusetts
2052. Fall River (MA), City of, Massachusetts
2053. Falmouth (MA), Town of, Massachusetts
2054. Fitchburg (MA), City of, Massachusetts
2055. Framingham (MA), City of, Massachusetts
2056. Freetown (MA), Town of, Massachusetts
2057. Georgetown (MA), Town of, Massachusetts
2058. Gloucester (MA), City of, Massachusetts
2059. Grafton (MA), Town of, Massachusetts
2060. Greenfield (MA), City of, Massachusetts
2061. Hanson (MA), Town of, Massachusetts
2062. Haverhill (MA), City of, Massachusetts
2063. Holliston (MA), Town of, Massachusetts
2064. Holyoke (MA), City of, Massachusetts
2065. Hopedale (MA), Town of, Massachusetts
2066. Hull (MA), Town of, Massachusetts
2067. Kingston (MA), Town of, Massachusetts
2068. Lakeville (MA), Town of, Massachusetts
2069. Leicester (MA), Town of, Massachusetts
2070. Leominster (MA), City of, Massachusetts
2071. Leverett (MA), Town of, Massachusetts
2072. Longmeadow (MA), Town of, Massachusetts
2073. Lowell (MA), City of, Massachusetts
2074. Ludlow (MA), Town of, Massachusetts
2075. Lunenburg (MA), Town of, Massachusetts
2076. Lynn (MA), City of, Massachusetts
2077. Lynnfield (MA), Town of, Massachusetts
2078. Malden (MA), City of, Massachusetts
2079. Marblehead (MA), Town of, Massachusetts
2080. Marshfield (MA), Town of, Massachusetts
2081. Mashpee (MA), Town of, Massachusetts
2082. Mattapoisett (MA), Town of, Massachusetts
2083. Medford (MA), City of, Massachusetts
2084. Melrose (MA), City of, Massachusetts
2085. Methuen (MA), City of, Massachusetts
2086. Middleborough (MA), Town of, Massachusetts
2087. Milford (MA), Town of, Massachusetts
2088. Millbury (MA), Town of, Massachusetts
2089. Millis (MA), Town of, Massachusetts
2090. Nantucket (MA), Town of, Massachusetts
2091. Natick (MA), Town of, Massachusetts
2092. New Bedford (MA), City of, Massachusetts
2093. Newburyport (MA), City of, Massachusetts



2094. North Adams (MA), City of, Massachusetts
2095. North Andover (MA), Town of, Massachusetts
2096. North Attleborough (MA), Town of, Massachusetts
2097. North Reading (MA), Town of, Massachusetts
2098. Northampton (MA), City of, Massachusetts
2099. Northbridge (MA), Town of, Massachusetts
2100. Norton (MA), Town of, Massachusetts
2101. Norwell (MA), Town of, Massachusetts
2102. Norwood (MA), Town of, Massachusetts
2103. Orange (MA), Town of, Massachusetts
2104. Oxford (MA), Town of, Massachusetts
2105. Palmer (MA), Town of, Massachusetts
2106. Peabody (MA), City of, Massachusetts
2107. Pembroke (MA), Town of, Massachusetts
2108. Pittsfield (MA), City of, Massachusetts
2109. Plainville (MA), Town of, Massachusetts
2110. Plymouth (MA), Town of, Massachusetts
2111. Provincetown (MA), Town of, Massachusetts
2112. Quincy (MA), City of, Massachusetts
2113. Randolph (MA), Town of, Massachusetts
2114. Rehoboth (MA), Town of, Massachusetts
2115. Revere (MA), City of, Massachusetts
2116. Rockland (MA), Town of, Massachusetts
2117. Salem (MA), City of, Massachusetts
2118. Salisbury (MA), Town of, Massachusetts
2119. Sandwich (MA), Town of, Massachusetts
2120. Scituate (MA), Town of, Massachusetts
2121. Seekonk (MA), Town of, Massachusetts
2122. Sheffield (MA), Town of, Massachusetts
2123. Shirley (MA), Town of, Massachusetts
2124. Somerset (MA), Town of, Massachusetts
2125. Somerville (MA), City of, Massachusetts
2126. South Hadley (MA), Town of, Massachusetts
2127. Southbridge (MA), Town of, Massachusetts
2128. Spencer (MA), Town of, Massachusetts
2129. Springfield (MA), City of, Massachusetts
2130. Stoneham (MA), Town of, Massachusetts
2131. Stoughton (MA), Town of, Massachusetts
2132. Sturbridge (MA), Town of, Massachusetts
2133. Sudbury (MA), Town of, Massachusetts
2134. Sutton (MA), Town of, Massachusetts
2135. Swampscott (MA), Town of, Massachusetts
2136. Templeton (MA), Town of, Massachusetts
2137. Tewksbury (MA), Town of, Massachusetts
2138. Truro (MA), Town of, Massachusetts
2139. Tyngsborough (MA), Town of, Massachusetts
2140. Upton (MA), Town of, Massachusetts
2141. Wakefield (MA), Town of, Massachusetts
2142. Walpole (MA), Town of, Massachusetts
2143. Ware (MA), Town of, Massachusetts
2144. Warren (MA), Town of, Massachusetts
2145. Watertown (MA), Town of, Massachusetts
2146. Wellfleet (MA), Town of, Massachusetts
2147. West Boylston (MA), Town of, Massachusetts
2148. West Bridgewater (MA), Town of, Massachusetts
2149. West Springfield (MA), Town of, Massachusetts
2150. West Tisbury (MA), Town of, Massachusetts
2151. Westborough (MA), Town of, Massachusetts
2152. Westford (MA), Town of, Massachusetts
2153. Weymouth (MA), Town of, Massachusetts
2154. Williamsburg (MA), Town of, Massachusetts
2155. Wilmington (MA), Town of, Massachusetts
2156. Winchendon (MA), Town of, Massachusetts
2157. Winthrop (MA), Town of, Massachusetts
2158. Woburn (MA), City of, Massachusetts
2159. Worcester (MA), City of, Massachusetts
2160. Alcona (MI), County of, Michigan
2161. Alger (MI), County of, Michigan
2162. Alpena (MI), County of, Michigan
2163. Antrim (MI), County of, Michigan
2164. Arenac (MI), County of, Michigan
2165. Baraga (MI), County of, Michigan
2166. Bay (MI), County of, Michigan
2167. Benzie (MI), County of, Michigan
2168. Berrien (MI), County of, Michigan
2169. Branch (MI), County of, Michigan
2170. Calhoun (MI), County of, Michigan
2171. Canton (MI), Charter Township of, Michigan
2172. Cass (MI), County of, Michigan
2173. Charlevoix (MI), County of, Michigan
2174. Cheboygan (MI), County of, Michigan
2175. Chippewa (MI), County of, Michigan
2176. Clinton (MI), Charter Township of, Michigan
2177. Clinton (MI), County of, Michigan
2178. Crawford (MI), County of, Michigan
2179. Delta (MI), County of, Michigan
2180. Detroit (MI), City of, Michigan

2181. Detroit Wayne (MI), Mental Health Authority, Michigan
2182. Dickinson (MI), County of, Michigan
2183. East Lansing (MI), City of, Michigan
2184. Eaton (MI), County of, Michigan
2185. Escanaba (MI), City of, Michigan
2186. Flint (MI), City of, Michigan
2187. Genesee (MI), County of, Michigan
2188. Grand Rapids (MI), City of, Michigan
2189. Grand Traverse (MI), County of, Michigan
2190. Gratiot (MI), County of, Michigan
2191. Harrison (MI), Charter Township of, Michigan
2192. Hillsdale (MI), County of, Michigan
2193. Houghton (MI), County of, Michigan
2194. Huron (MI), Township of, Michigan
2195. Ingham (MI), County of, Michigan
2196. Ionia (MI), County of, Michigan
2197. Iosco (MI), County of, Michigan
2198. Iron (MI), County of, Michigan
2199. Iron Mountain (MI), City of, Michigan
2200. Isabella (MI), County of, Michigan
2201. Jackson (MI), City of, Michigan
2202. Kalamazoo (MI), County of, Michigan
2203. Kent (MI), County of, Michigan
2204. Lake (MI), County of, Michigan
2205. Lansing (MI), City of, Michigan
2206. Leelanau (MI), County of, Michigan
2207. Lenawee (MI), County of, Michigan
2208. Livingston (MI), County of, Michigan
2209. Livonia (MI), City of, Michigan
2210. Luce (MI), County of, Michigan
2211. Macomb (MI), County of, Michigan
2212. Manistee (MI), County of, Michigan
2213. Marquette (MI), County of, Michigan
2214. Mason (MI), County of, Michigan
2215. Monroe (MI), County of, Michigan
2216. Montcalm, (MI) County of, Michigan
2217. Montmorency (MI), County of, Michigan
2218. Muskegon (MI), County of, Michigan
2219. Newaygo (MI), County of, Michigan
2220. Northville (MI), Township of, Michigan
2221. Oakland (MI), County of, Michigan
2222. Oceana (MI), County of, Michigan
2223. Ogemaw (MI), County of, Michigan
2224. Ontonagon (MI), County of, Michigan
2225. Osceola (MI), County of, Michigan
2226. Otsego (MI), County of, Michigan
2227. Pittsfield (MI), Charter Township of, Michigan
2228. Pontiac (MI), City of, Michigan
2229. Presque Isle (MI), County of, Michigan
2230. Romulus (MI), City of, Michigan
2231. Roscommon (MI), County of, Michigan
2232. Saginaw (MI), County of, Michigan
2233. Sanilac (MI), County of, Michigan
2234. Sault Ste. Marie (MI), City of, Michigan
2235. Shiawassee (MI), County of, Michigan
2236. St. Clair (MI), County of, Michigan
2237. Sterling Heights (MI), City of, Michigan
2238. Traverse City (MI), City of, Michigan
2239. Tuscola (MI), County of, Michigan
2240. Van Buren (MI), Township of, Michigan
2241. Warren (MI), City of, Michigan
2242. Washtenaw (MI), County of, Michigan
2243. Wayne (MI), City of, Michigan
2244. Wayne (MI), County of, Michigan
2245. Westland (MI), City of, Michigan
2246. Wexford (MI), County of, Michigan
2247. Anoka (MN), County of, Minnesota
2248. Beltrami (MN), County of, Minnesota
2249. Big Stone (MN), County of, Minnesota
2250. Board of Education of Minnetonka School District No. 276 (MN), Minnesota
2251. Carlton (MN), County of, Minnesota
2252. Carver (MN), County of, Minnesota
2253. Coon Rapids (MN), City of, Minnesota
2254. Dakota (MN), County of, Minnesota
2255. Douglas (MN), County of, Minnesota
2256. Duluth (MN), City of, Minnesota
2257. Freeborn (MN), County of, Minnesota
2258. Hennepin (MN), County of, Minnesota
2259. Itasca (MN), County of, Minnesota
2260. McLeod (MN), County of, Minnesota
2261. Meeker (MN), County of, Minnesota
2262. Minneapolis (MN), City of, Minnesota
2263. Minnesota Prairie Health Alliance (MN), Minnesota
2264. Morrison (MN), County of, Minnesota
2265. Mower (MN), County of, Minnesota
2266. North St. Paul (MN), City of, Minnesota
2267. Olmsted (MN), County of, Minnesota
2268. Pine (MN), County of, Minnesota
2269. Proctor (MN), City of, Minnesota
2270. Ramsey (MN), County of, Minnesota
2271. Rochester (MN), City of, Minnesota
2272. Roseau (MN), County of, Minnesota
2273. Saint Paul (MN), City of, Minnesota
2274. Sibley (MN), County of, Minnesota
2275. St. Louis (MN), County of, Minnesota
2276. Steele (MN), County of, Minnesota
2277. Waseca (MN), County of, Minnesota
2278. Washington (MN), County of, Minnesota
2279. Winona (MN), County of, Minnesota
2280. Wright (MN), County of, Minnesota

2281. Yellow Medicine (MN), County of, Minnesota
2282. Adams (MS), County of, Mississippi
2283. Amite (MS), County of, Mississippi
2284. Amory (MS), City of, Mississippi
2285. Arcola (MS), Town of, Mississippi
2286. Attala (MS), County of, Mississippi
2287. Benton (MS), County of, Mississippi
2288. Bolivar (MS), County of, Mississippi
2289. Brookhaven (MS), City of, Mississippi
2290. Caledonia (MS), Town of, Mississippi
2291. Carroll (MS), County of, Mississippi
2292. Charleston (MS), City of, Mississippi
2293. Chickasaw (MS), County of, Mississippi
2294. Claiborne (MS), County of, Mississippi
2295. Clarke (MS), County of, Mississippi
2296. Clarksdale (MS), City of, Mississippi
2297. Cleveland (MS), City of, Mississippi
2298. Columbia (MS), City of, Mississippi
2299. Columbus (MS), City of, Mississippi
2300. Community Hospital (MS), Sharkey-Issaquena, Mississippi
2301. Copiah (MS), County of, Mississippi
2302. Covington (MS), County of, Mississippi
2303. DeSoto (MS), County of, Mississippi
2304. Diamondhead (MS), City of, Mississippi
2305. Forrest (MS), County of, Mississippi
2306. Franklin (MS), County of, Mississippi
2307. Gautier (MS), City of, Mississippi
2308. George (MS), County of, Mississippi
2309. Greene (MS), County of, Mississippi
2310. Greenwood (MS), City of, Mississippi
2311. Grenada (MS), City of, Mississippi
2312. Grenada (MS), County of, Mississippi
2313. Gulfport (MS), City of, Mississippi
2314. Hancock (MS), County of, Mississippi
2315. Harrison (MS), County of, Mississippi
2316. Hattiesburg (MS), City of, Mississippi
2317. Hinds (MS), County of, Mississippi
2318. Holly Springs (MS), City of, Mississippi
2319. Holmes (MS), County of, Mississippi
2320. Humphreys (MS), County of, Mississippi
2321. Indianola (MS), City of, Mississippi
2322. Issaquena (MS), County of, Mississippi
2323. Itawamba (MS), County of, Mississippi
2324. Iuka (MS), City of, Mississippi
2325. Jackson (MS), City of, Mississippi
2326. Jackson (MS), County of, Mississippi
2327. Jefferson (MS), County of, Mississippi
2328. Jefferson Davis (MS), County of, Mississippi
2329. Jones (MS), County of, Mississippi
2330. Jonestown (MS), City of, Mississippi
2331. Kemper (MS), County of, Mississippi
2332. Kosciusko (MS), City of, Mississippi
2333. Lafayette (MS), County of, Mississippi
2334. Lauderdale (MS), County of, Mississippi
2335. Laurel (MS), City of, Mississippi
2336. Lawrence (MS), County of, Mississippi
2337. Leakesville (MS), Town of, Mississippi
2338. Lee (MS), County of, Mississippi
2339. Leflore (MS), County of, Mississippi
2340. Lincoln (MS), County of, Mississippi
2341. Long Beach (MS), City of, Mississippi
2342. Lumberton (MS), City of, Mississippi
2343. Madison (MS), County of, Mississippi
2344. Marion (MS), County of, Mississippi
2345. Marshall (MS), County of, Mississippi
2346. McLain (MS), Town of, Mississippi
2347. Memorial Hospital at Gulfport (MS), Mississippi
2348. Meridian (MS), City of, Mississippi
2349. Monroe (MS), County of, Mississippi
2350. Morton (MS), City of, Mississippi
2351. Moss Point (MS), City of, Mississippi
2352. Mound Bayou (MS), City of, Mississippi
2353. Neshoba (MS), County of, Mississippi
2354. Nettleton (MS), City of, Mississippi
2355. New Albany (MS), City of, Mississippi
2356. Ocean Springs (MS), City of, Mississippi
2357. Panola (MS), County of, Mississippi
2358. Pascagoula (MS), City of, Mississippi
2359. Pearl River (MS), County of, Mississippi
2360. Pearl River County Hospital (MS), Mississippi
2361. Perry (MS), County of, Mississippi
2362. Philadelphia (MS), City of, Mississippi
2363. Prentiss (MS), County of, Mississippi
2364. Quitman (MS), City of, Mississippi
2365. Regional Medical Center (MS), South Central, Mississippi
2366. Scott (MS), County of, Mississippi
2367. Shannon (MS), City of, Mississippi
2368. Shubuta (MS), Town of, Mississippi
2369. Starkville (MS), City of, Mississippi
2370. Stone (MS), County of, Mississippi
2371. Summit (MS), Town of, Mississippi
2372. Sunflower (MS), County of, Mississippi
2373. Tallahatchie (MS), County of, Mississippi
2374. Tate (MS), County of, Mississippi
2375. Tippah (MS), County of, Mississippi
2376. Tishomingo (MS), County of, Mississippi
2377. Tunica (MS), County of, Mississippi
2378. Tupelo (MS), City of, Mississippi
2379. Union (MS), County of, Mississippi
2380. Verona (MS), City of, Mississippi

2381. Vicksburg (MS), City of, Mississippi
2382. Walthall (MS), County of, Mississippi
2383. Washington (MS), County of, Mississippi
2384. Wayne (MS), County of, Mississippi
2385. Waynesboro (MS), City of, Mississippi
2386. Webb (MS), City of, Mississippi
2387. Wiggins (MS), City of, Mississippi
2388. Yalobusha (MS), County of, Mississippi
2389. Adair (MO), County of, Missouri
2390. Andrew (MO), County of, Missouri
2391. Atchison (MO), County of, Missouri
2392. Audrain (MO), County of, Missouri
2393. Barry (MO), County of, Missouri
2394. Barton (MO), County of, Missouri
2395. Boone (MO), County of, Missouri
2396. Buchanan (MO), County of, Missouri
2397. Butler (MO), County of, Missouri
2398. Callaway (MO), County of, Missouri
2399. Camden (MO), County of, Missouri
2400. Cape Girardeau (MO), County of, Missouri
2401. Cass (MO), County of, Missouri
2402. Chariton (MO), County of, Missouri
2403. Christian (MO), County of, Missouri
2404. Citizens Memorial Hospital District d/b/a  
Citizens Memorial Hospital (MO),  
Missouri
2405. Clinton (MO), County of, Missouri
2406. Cole (MO), County of, Missouri
2407. Crawford (MO), County of, Missouri
2408. Dade (MO), County of, Missouri
2409. DeKalb (MO), County of, Missouri
2410. Dent (MO), County of, Missouri
2411. Douglas (MO), County of, Missouri
2412. Dunklin (MO), County of, Missouri
2413. Franklin (MO), County of, Missouri
2414. Gasconade (MO), County of, Missouri
2415. Greene (MO), County of, Missouri
2416. Grundy (MO), County of, Missouri
2417. Harrisonville (MO), City of, Missouri
2418. Henry (MO), County of, Missouri
2419. Hickory (MO), County of, Missouri
2420. Howell (MO), County of, Missouri
2421. Independence (MO), City of, Missouri
2422. Iron (MO), County of, Missouri
2423. Jackson (MO), County of, Missouri
2424. Jasper (MO), County of, Missouri
2425. Jefferson (MO), County of, Missouri
2426. Johnson (MO), County of, Missouri
2427. Joplin (MO), City of, Missouri
2428. Kansas City (MO), City of, Missouri
2429. Kinloch (MO), Fire Protection District of  
St. Louis County, Missouri
2430. Knox (MO), County of, Missouri
2431. Lafayette (MO), County of, Missouri
2432. Lawrence (MO), County of, Missouri
2433. Lewis (MO), County of, Missouri
2434. Lincoln (MO), County of, Missouri
2435. Livingston (MO), County of, Missouri
2436. Madison (MO), County of, Missouri
2437. Maries (MO), County of, Missouri
2438. McDonald (MO), County of, Missouri
2439. Miller (MO), County of, Missouri
2440. Moniteau (MO), County of, Missouri
2441. Montgomery (MO), County of, Missouri
2442. Morgan (MO), County of, Missouri
2443. New Madrid (MO), County of, Missouri
2444. Nodaway (MO), County of, Missouri
2445. Northeast Ambulance (MO), Fire  
Protection District of St. Louis County,  
Missouri
2446. Osage (MO), County of, Missouri
2447. Ozark (MO), County of, Missouri
2448. Pemiscot (MO), County of, Missouri
2449. Perry (MO), County of, Missouri
2450. Pettis (MO), County of, Missouri
2451. Phelps (MO), County of, Missouri
2452. Pike (MO), County of, Missouri
2453. Polk (MO), County of, Missouri
2454. Pulaski (MO), County of, Missouri
2455. Ralls (MO), County of, Missouri
2456. Randolph (MO), County of, Missouri
2457. Ray (MO), County of, Missouri
2458. Reynolds (MO), County of, Missouri
2459. Ripley (MO), County of, Missouri
2460. Schuyler (MO), County of, Missouri
2461. Scott (MO), County of, Missouri
2462. Sedalia (MO) City of, Missouri
2463. Shannon (MO), County of, Missouri
2464. Shelby (MO), County of, Missouri
2465. Springfield (MO), City of, Missouri
2466. St. Charles (MO), County of, Missouri
2467. St. Clair (MO), County of, Missouri
2468. St. Francois (MO), County of, Missouri
2469. St. Joseph (MO), City of, Missouri
2470. St. Louis (MO), City of, Missouri
2471. St. Louis (MO), County of, Missouri
2472. Ste. Genevieve (MO), County of, Missouri
2473. Stone (MO), County of, Missouri
2474. Taney (MO), County of, Missouri
2475. Texas (MO), County of, Missouri
2476. Vernon (MO), County of, Missouri
2477. Warren (MO), County of, Missouri
2478. Washington (MO), County of, Missouri
2479. Webster (MO), County of, Missouri
2480. Worth (MO), County of, Missouri
2481. Wright (MO), County of, Missouri

2482. Anaconda-Deer Lodge (MT), County of, Montana
2483. Cascade (MT), County of, Montana
2484. Gallatin (MT), County of, Montana
2485. Great Falls (MT), City of, Montana
2486. Lake (MT), County of, Montana
2487. Missoula (MT), City of, Montana
2488. Missoula (MT), County of, Montana
2489. Douglas (NE), County of, Nebraska
2490. Keith (NE), County of, Nebraska
2491. Knox (NE), County of, Nebraska
2492. Lincoln (NE), County of, Nebraska
2493. Sarpy (NE), County of, Nebraska
2494. South Sioux City (NE), City of, Nebraska
2495. Boulder (NV), City of, Nevada
2496. Carson City (NV), Nevada
2497. Central Lyon County Fire Protection District (NV), Nevada
2498. Churchill (NV), County of, Nevada
2499. Clark (NV), County of, Nevada
2500. Douglas (NV), County of, Nevada
2501. Ely (NV), City of, Nevada
2502. Esmeralda (NV), County of, Nevada
2503. Fernley (NV), City of, Nevada
2504. Henderson (NV), City of, Nevada
2505. Humboldt (NV), County of, Nevada
2506. Las Vegas (NV), City of, Nevada
2507. Lincoln (NV), County of, Nevada
2508. Lyon (NV), County of, Nevada
2509. Mesquite (NV), City of, Nevada
2510. Mineral (NV), County of, Nevada
2511. North Las Vegas (NV), City of, Nevada
2512. North Lyon County Fire Protection District (NV), Nevada
2513. Nye (NV), County of, Nevada
2514. Reno (NV), City of, Nevada
2515. Sparks (NV), City of, Nevada
2516. Washoe (NV), County of, Nevada
2517. West Wendover (NV), City of, Nevada
2518. White Pine (NV), County of, Nevada
2519. Belknap (NH), County of, New Hampshire
2520. Belmont (NH), City of, New Hampshire
2521. Berlin (NH), City of, New Hampshire
2522. Board of Education of Goshen School District (NH), New Hampshire
2523. Board of Education of Kearsarge RSU-School Administrative Unit 65 (NH), New Hampshire
2524. Board of Education of Lebanon School District (NH), New Hampshire
2525. Board of Education of Pittsfield School District (NH), New Hampshire
2526. Board of Education of Tamworth School District (NH), New Hampshire
2527. Carroll (NH), County of, New Hampshire
2528. Cheshire (NH), County of, New Hampshire
2529. Claremont (NH), City of, New Hampshire
2530. Concord (NH), City of, New Hampshire
2531. Coos (NH), County of, New Hampshire
2532. Derry (NH), Town of, New Hampshire
2533. Dover (NH), City of, New Hampshire
2534. Franklin (NH), City of, New Hampshire
2535. Grafton (NH), County of, New Hampshire
2536. Hillsborough (NH), County of, New Hampshire
2537. Keene (NH), City of, New Hampshire
2538. Laconia (NH), City of, New Hampshire
2539. Londonderry (NH), Town of, New Hampshire
2540. Manchester (NH), City of, New Hampshire
2541. Merrimack (NH), County of, New Hampshire
2542. Nashua (NH), City of, New Hampshire
2543. Rochester (NH), City of, New Hampshire
2544. Rockingham (NH), County of, New Hampshire
2545. Strafford (NH), County of, New Hampshire
2546. Sullivan (NH), County of, New Hampshire
2547. Atlantic (NJ), County of, New Jersey
2548. Barnegat (NJ), Township of, New Jersey
2549. Bayonne (NJ), City of, New Jersey
2550. Bergen (NJ), County of, New Jersey
2551. Bloomfield (NJ), The Township of, New Jersey
2552. Brick (NJ), Township of, New Jersey
2553. Burlington (NJ), County of, New Jersey
2554. Camden (NJ), County of, New Jersey
2555. Cape May (NJ), County of, New Jersey
2556. Clifton (NJ), City of, New Jersey
2557. Clinton (NJ), Town of, New Jersey
2558. Cumberland (NJ), County of, New Jersey
2559. Elizabeth (NJ), City of, New Jersey
2560. Essex (NJ), County of, New Jersey
2561. Hudson (NJ), County of, New Jersey
2562. Irvington (NJ), Township of, New Jersey
2563. Jersey City (NJ), City of, New Jersey
2564. Monmouth (NJ), County of, New Jersey
2565. Newark (NJ), City of, New Jersey
2566. Ocean (NJ), County of, New Jersey
2567. Paramus (NJ), Borough of, New Jersey
2568. Passaic (NJ), County of, New Jersey
2569. Paterson (NJ), City of, New Jersey
2570. Ridgefield (NJ) Borough of, New Jersey
2571. Saddlebrook (NJ), Township of, New Jersey

2572. Sussex (NJ), County of, New Jersey
2573. Teaneck (NJ), Township of, New Jersey
2574. Trenton (NJ), City of, New Jersey
2575. Union (NJ), County of, New Jersey
2576. Alamogordo (NM), City of, New Mexico
2577. Albuquerque (NM), City of, New Mexico
2578. Bernalillo (NM), County of (Commissioners), New Mexico
2579. Catron (NM), County of (Board of Commissioners), New Mexico
2580. Cibola (NM), County of (Board of Commissioners), New Mexico
2581. Colfax (NM), County of (Board of Commissioners), New Mexico
2582. Curry (NM), County of (Board of Commissioners), New Mexico
2583. Dona Ana (NM), County of (Board of Commissioners), New Mexico
2584. Espanola (NM), City of, New Mexico
2585. Grant (NM), County of, New Mexico
2586. Hidalgo (NM), County of (Board of Commissioners), New Mexico
2587. Hobbs (NM), City of, New Mexico
2588. Las Cruces (NM), City of, New Mexico
2589. Lea (NM), County of (Board of Commissioners), New Mexico
2590. Lincoln (NM), County of (Board of Commissioners), New Mexico
2591. Luna (NM), County of (Board of Commissioners), New Mexico
2592. McKinley (NM), County of (Board of Commissioners), New Mexico
2593. Mora (NM), County of, New Mexico
2594. Otero (NM), County of (Board of Commissioners), New Mexico
2595. Rio Arriba (NM), County of, New Mexico
2596. Roosevelt (NM), County of, New Mexico
2597. San Juan (NM), County of, New Mexico
2598. San Miguel (NM) County of (Board of Commissioners), New Mexico
2599. Sandoval (NM), County of, New Mexico
2600. Santa Fe (NM), County of (Board of Commissioners), New Mexico
2601. Sante Fe (NM), City of, New Mexico
2602. Sierra (NM), County of (Board of Commissioners), New Mexico
2603. Socorro (NM), County of (Board of Commissioners), New Mexico
2604. Taos (NM), County of (Board of Commissioners), New Mexico
2605. Union (NM), County of (Board of Commissioners), New Mexico
2606. Valencia (NM), County of (Board of Commissioners), New Mexico
2607. Albany (NY), City of, New York
2608. Albany (NY), County of, New York
2609. Allegany (NY), County of, New York
2610. Amherst (NY), Town of, New York
2611. Amityville (NY), Village of, New York
2612. Amsterdam (NY), City of, New York
2613. Auburn (NY), City of, New York
2614. Babylon (NY), Town of, New York
2615. Babylon (NY), Village of, New York
2616. Bellmore (NY), Fire District of, New York
2617. Bellport (NY), Village of, New York
2618. Board of Education of Rochester City School District (NY), New York
2619. Brookhaven (NY), Town of, New York
2620. Broome (NY), County of, New York
2621. Buffalo (NY), City of, New York
2622. Cattaraugus (NY), County of, New York
2623. Cayuga (NY), County of, New York
2624. Centereach (NY), Fire District, New York
2625. Centerport (NY), Fire District of, New York
2626. Chautauqua (NY), County of, New York
2627. Cheektowaga (NY), Town of, New York
2628. Chemung (NY), County of, New York
2629. Chenango (NY), County of, New York
2630. Clarkstown (NY), Town of, New York
2631. Clinton (NY), County of, New York
2632. Columbia (NY), County of, New York
2633. Cortland (NY) County of, New York
2634. Dutchess (NY), County of, New York
2635. East Hampton (NY), Village of, New York
2636. East Rockaway (NY), Village of, New York
2637. Erie (NY), County of, New York
2638. Essex (NY), County of, New York
2639. Farmingdale (NY), Village of, New York
2640. Floral Park (NY), Village of, New York
2641. Franklin (NY), County of, New York
2642. Fulton (NY), County of, New York
2643. Garden City (NY), Village of, New York
2644. Genesee (NY), County of, New York
2645. Geneva (NY), City of, New York
2646. Great Neck (NY), Village of, New York
2647. Greene (NY), County of, New York
2648. Greenport (NY), Village of, New York
2649. Hamilton (NY), County of, New York
2650. Hauppauge (NY), Fire District, New York
2651. Haverstraw (NY), Town of, New York
2652. Hempstead (NY), Town of, New York
2653. Hempstead (NY), Village of, New York
2654. Herkimer (NY), County of, New York

2655. Herkimer (NY), Village of, New York
2656. Hicksville (NY), Water District of, New York
2657. Huntington (NY), Town of, New York
2658. Island Park (NY), Village of, New York
2659. Islandia (NY), Village of, New York
2660. Islip (NY), Town of, New York
2661. Islip Terrace (NY), Fire District of, New York
2662. Ithaca (NY), City of, New York
2663. Jefferson (NY), County of, New York
2664. Kingston (NY), City of, New York
2665. Lackawanna (NY), City of, New York
2666. Lake Grove (NY), Village of, New York
2667. Lancaster (NY), Town of, New York
2668. Lawrence (NY), Village of, New York
2669. Levittown (NY), Fire District of, New York
2670. Lewis (NY), County of, New York
2671. Lindenhurst (NY), Village of, New York
2672. Livingston (NY), County of, New York
2673. Lloyd Harbor (NY), Village of, New York
2674. Long Beach (NY), City of, New York
2675. Lynbrook (NY), Village of, New York
2676. Madison (NY), County of, New York
2677. Massapequa Park (NY), Village of, New York
2678. Melville (NY), Fire District of, New York
2679. Merrick Library (NY), New York
2680. Mill Neck (NY), Village of, New York
2681. Miller Place (NY), Fire District of, New York
2682. Millerton (NY), Village of, New York
2683. Monroe (NY), County of, New York
2684. Montgomery (NY), County of, New York
2685. Mount Sinai (NY), Fire District of, New York
2686. Mount Vernon (NY), City of, New York
2687. Nassau (NY), County of, New York
2688. Nesconset (NY), Fire District of, New York
2689. New Hyde Park (NY), Village of, New York
2690. New York (NY), City of, New York
2691. Niagara (NY), County of, New York
2692. Nissequogue (NY), Village of, New York
2693. North Hempstead (NY), Town of, New York
2694. North Merrick (NY), Fire District of, New York
2695. North Patchogue (NY), Fire District of, New York
2696. Northport (NY), Village of, New York
2697. Ogdensburg (NY), City of, New York
2698. Old Westbury (NY), Village of, New York
2699. Oneida (NY), County of, New York
2700. Onondaga (NY), County of, New York
2701. Ontario (NY), County of, New York
2702. Orange (NY), County of, New York
2703. Orangetown (NY), Town of, New York
2704. Orleans (NY) County of, New York
2705. Oswego (NY), County of, New York
2706. Otsego (NY), County of, New York
2707. Oyster Bay (NY), Town of, New York
2708. Patchogue (NY), Village of, New York
2709. Plainview - Old Bethpage Public Library (NY), New York
2710. Plattsburgh (NY), City of, New York
2711. Poquott (NY), Village of, New York
2712. Port Washington (NY), Water District of, New York
2713. Port Washington North (NY), Village of, New York
2714. Poughkeepsie (NY), City of, New York
2715. Poughkeepsie (NY), Town of, New York
2716. Putnam (NY), County of, New York
2717. Ramapo (NY), Town of, New York
2718. Rensselaer (NY), County of, New York
2719. Ridge (NY), Fire District of, New York
2720. Riverhead (NY), Town of, New York
2721. Rochester (NY), City of, New York
2722. Rockland (NY), County of, New York
2723. Rockville Centre Public Library (NY), New York
2724. Rome (NY), City of, New York
2725. Rosalyn (NY) Water District, New York
2726. Saltaire (NY), Village of, New York
2727. Saratoga (NY), County of, New York
2728. Saratoga Springs (NY), City of, New York
2729. Schenectady (NY), City of, New York
2730. Schenectady (NY), County of, New York
2731. Schoharie (NY), County of, New York
2732. Schuyler (NY), County of, New York
2733. Seneca (NY), County of, New York
2734. Smithtown (NY), Fire District of, New York
2735. Smithtown (NY), Town of, New York
2736. South Farmingdale (NY), Fire District of, New York
2737. Southampton (NY), Town of, New York
2738. Southold (NY), Town of, New York
2739. St James (NY), Fire District, New York
2740. St. Lawrence (NY), County of, New York
2741. Steuben (NY), County of, New York
2742. Stewart Manor (NY), Village of, New York

2743. Stony Brook (NY), Fire District of, New York
2744. Stony Point (NY), Town of, New York
2745. Suffern (NY), Village of, New York
2746. Suffolk (NY), County of, New York
2747. Sullivan (NY), County of, New York
2748. Syracuse (NY), City of, New York
2749. The Branch (NY), Village of, New York
2750. Tioga (NY), County of, New York
2751. Tompkins (NY), County of, New York
2752. Tonawanda (NY), Town of, New York
2753. Troy (NY), City of, New York
2754. Ulster (NY), County of, New York
2755. Uniondale (NY), Fire District of, New York
2756. Utica (NY), City of, New York
2757. Valley Stream (NY), Village of, New York
2758. Wappinger (NY), Town of, New York
2759. Wappingers Falls (NY), Village of, New York
2760. Warren (NY), County of, New York
2761. Washington (NY), County of, New York
2762. West Hampton Dunes (NY), Village of, New York
2763. West Haverstraw (NY), Village of, New York
2764. West Hempstead (NY) Public Library, New York
2765. Westbury (NY), Village of, New York
2766. Westchester (NY), County of, New York
2767. Wyoming (NY), County of, New York
2768. Yates (NY) County of, New York
2769. Yonkers (NY), City of, New York
2770. Alamance (NC), County of, North Carolina
2771. Alexander (NC), County of, North Carolina
2772. Alleghany (NC), County of, North Carolina
2773. Anson (NC), County of, North Carolina
2774. Ashe (NC), County of, North Carolina
2775. Beaufort (NC), County of, North Carolina
2776. Bertie (NC), County of, North Carolina
2777. Bladen (NC), County of, North Carolina
2778. Brunswick (NC), County of, North Carolina
2779. Buncombe (NC), County of, North Carolina
2780. Burke (NC), County of, North Carolina
2781. Cabarrus (NC), County of, North Carolina
2782. Caldwell (NC), County of, North Carolina
2783. Camden (NC), County of, North Carolina
2784. Canton (NC), City of, North Carolina
2785. Carteret (NC), County of, North Carolina
2786. Caswell (NC), County of, North Carolina
2787. Catawba (NC), County of, North Carolina
2788. Chatham (NC), County of, North Carolina
2789. Cherokee (NC), County of, North Carolina
2790. Chowan (NC), County of, North Carolina
2791. Cleveland (NC), County of, North Carolina
2792. Columbus (NC), County of, North Carolina
2793. Craven (NC), County of, North Carolina
2794. Cumberland (NC), County of, North Carolina
2795. Currituck (NC), County of, North Carolina
2796. Dare (NC), County of, North Carolina
2797. Davidson (NC), County of, North Carolina
2798. Davie (NC), County of, North Carolina
2799. Duplin (NC), County of, North Carolina
2800. Durham (NC), County of, North Carolina
2801. Fayetteville (NC), City Of, North Carolina
2802. Forsyth (NC), County of, North Carolina
2803. Franklin (NC), County of, North Carolina
2804. Gaston (NC), County of, North Carolina
2805. Granville (NC), County of, North Carolina
2806. Greene (NC), County of, North Carolina
2807. Greensboro (NC), City of, North Carolina
2808. Guilford (NC), County of, North Carolina
2809. Halifax (NC), County of, North Carolina
2810. Haywood (NC), County of, North Carolina
2811. Henderson (NC), City of, North Carolina
2812. Hickory (NC), City of, North Carolina
2813. Iredell (NC) County of, North Carolina
2814. Jacksonville (NC), City of, North Carolina
2815. Jones (NC), County of, North Carolina
2816. Lee (NC), County of, North Carolina
2817. Lenoir (NC), County of, North Carolina
2818. Lincoln (NC), County of, North Carolina
2819. Madison (NC), County of, North Carolina
2820. Martin (NC), County of, North Carolina
2821. McDowell (NC), County of, North Carolina
2822. Mecklenburg (NC), County of, North Carolina
2823. Mitchell (NC), County of, North Carolina
2824. Moore (NC), County of, North Carolina
2825. New Hanover (NC), County of, North Carolina
2826. Onslow (NC), County of, North Carolina
2827. Orange (NC), County of, North Carolina
2828. Pamlico (NC), County of, North Carolina
2829. Pasquotank (NC), County of, North Carolina
2830. Person (NC), County of, North Carolina
2831. Pitt (NC), County of, North Carolina
2832. Polk (NC), County of, North Carolina
2833. Randolph (NC), County of, North Carolina
2834. Richmond (NC), County of, North Carolina
2835. Robeson (NC), County of, North Carolina



2836. Rockingham (NC), County of, North Carolina
2837. Rowan (NC), County of, North Carolina
2838. Rutherford (NC), County of, North Carolina
2839. Sampson (NC), County of, North Carolina
2840. Scotland (NC), County of, North Carolina
2841. Stokes (NC), County of, North Carolina
2842. Surry (NC), County of, North Carolina
2843. Tyrrell (NC), County of, North Carolina
2844. Vance (NC), County of, North Carolina
2845. Warren (NC), County of, North Carolina
2846. Washington (NC), County of, North Carolina
2847. Watauga (NC), County of, North Carolina
2848. Wayne (NC), County of, North Carolina
2849. Wilkes (NC), County of, North Carolina
2850. Wilmington (NC), City of, North Carolina
2851. Winston-Salem (NC), City of, North Carolina
2852. Yadkin (NC), County of, North Carolina
2853. Yancey (NC), County of, North Carolina
2854. Barnes (ND), County of, North Dakota
2855. Benson (ND), County of, North Dakota
2856. Bismarck (ND), City of, North Dakota
2857. Burleigh (ND), County of, North Dakota
2858. Cass (ND), County of, North Dakota
2859. Devils Lake (ND), City of, North Dakota
2860. Dickey (ND), County of, North Dakota
2861. Dunn (ND), County of, North Dakota
2862. Eddy (ND), County of, North Dakota
2863. Fargo (ND), City of, North Dakota
2864. Foster (ND), County of, North Dakota
2865. Grand Forks (ND), City of, North Dakota
2866. Grand Forks (ND), County of, North Dakota
2867. Lamoure (ND), County of, North Dakota
2868. Lisbon (ND), City of, North Dakota
2869. McKenzie (ND), County of, North Dakota
2870. McLean (ND), County of, North Dakota
2871. Mercer (ND), County of, North Dakota
2872. Mountrail (ND), County of, North Dakota
2873. Pembina (ND), County of, North Dakota
2874. Pierce (ND), County of, North Dakota
2875. Ramsey (ND), County of, North Dakota
2876. Ransom (ND), County of, North Dakota
2877. Richland (ND), County of, North Dakota
2878. Rolette (ND), County of, North Dakota
2879. Sargent (ND), County of, North Dakota
2880. Stark (ND), County of, North Dakota
2881. Towner (ND), County of, North Dakota
2882. Walsh (ND), County of, North Dakota
2883. Ward (ND), County of, North Dakota
2884. Wells (ND), County of, North Dakota
2885. Williams (ND), County of, North Dakota
2886. Adams (OH), County of (Board of Commissioners), Ohio
2887. Akron (OH), City of, Ohio
2888. Allen (OH), County of (Board of Commissioners), Ohio
2889. Alliance (OH), City of, Ohio
2890. Ashland (OH), City of, Ohio
2891. Ashland (OH), County of (Board of Commissioners), Ohio
2892. Ashtabula (OH), County of, Ohio
2893. Athens (OH), County of (Board of Commissioners), Ohio
2894. Auglaize (OH), County of (Board of Commissioners), Ohio
2895. Aurora (OH), City of, Ohio
2896. Barberton (OH), City of, Ohio
2897. Belmont (OH), County of (Board of Commissioners), Ohio
2898. Boston (OH), Township of, Ohio
2899. Boston Heights (OH), Village of, Ohio
2900. Broadview Heights (OH), City of, Ohio
2901. Brooklyn Heights (OH), Village of, Ohio
2902. Brown (OH), County of (Board of Commissioners), Ohio
2903. Brunswick (OH), City of, Ohio
2904. Butler (OH), County of (Board of Commissioners), Ohio
2905. Canton (OH), City of, Ohio
2906. Carroll (OH), County of (Board of Commissioners), Ohio
2907. Champaign (OH), County of (Board of Commissioners), Ohio
2908. Cincinnati (OH), City of, Ohio
2909. Clermont (OH), County of (Board of Commissioners), Ohio
2910. Cleveland (OH), City of, Ohio
2911. Clinton (OH), County of (Board of Commissioners), Ohio
2912. Clinton (OH), Village of, Ohio
2913. Columbiana (OH), County of (Board of Commissioners), Ohio
2914. Columbus (OH), City of, Ohio
2915. Copley (OH), Township of, Ohio
2916. Coshocton (OH), County of (Board of Commissioners), Ohio
2917. Coventry (OH), Township of, Ohio
2918. Crawford (OH), County of (Board of Commissioners), Ohio
2919. Cuyahoga Falls (OH), City of, Ohio
2920. Darke (OH), County of (Commissioners), Ohio

2921. Dayton (OH), City of, Ohio
2922. Delaware (OH), County of (Board of Commissioners), Ohio
2923. East Cleveland (OH), City of, Ohio
2924. Elyria (OH), City of, Ohio
2925. Erie (OH), County of (Board of Commissioners), Ohio
2926. Euclid (OH), City of, Ohio
2927. Fairfield (OH), City of, Ohio
2928. Fairfield (OH), County of (Board of Commissioners), Ohio
2929. Fairlawn (OH), City of, Ohio
2930. Fayette (OH), County of, Ohio
2931. Findlay (OH), City of, Ohio
2932. Fostoria (OH), City of, Ohio
2933. Franklin (OH), County of (Board of Commissioners), Ohio
2934. Fulton (OH), County of (Board of Commissioners), Ohio
2935. Gallia (OH), County of (Board of Commissioners), Ohio
2936. Garfield Heights (OH), City of, Ohio
2937. Geauga (OH), County of (Commissioners), Ohio
2938. Green (OH), City of, Ohio
2939. Guernsey (OH), County of (Board of Commissioners), Ohio
2940. Hamilton (OH), City of, Ohio
2941. Hamilton (OH), County of (Board of Commissioners), Ohio
2942. Hancock (OH), County of (Board of Commissioners), Ohio
2943. Harrison (OH), County of (Commissioners), Ohio
2944. Hocking (OH), County of (Board of Commissioners), Ohio
2945. Huron (OH), City of, Ohio
2946. Huron (OH), County of (Board of Commissioners), Ohio
2947. Ironton (OH), City of, Ohio
2948. Jackson (OH), County of (Board of Commissioners), Ohio
2949. Jefferson (OH), County of, Ohio
2950. Kent (OH), City of, Ohio
2951. Knox (OH), County of (Board of Commissioners), Ohio
2952. Lake (OH), County of, Ohio
2953. Lakemore (OH), Village of, Ohio
2954. Lakewood (OH), City of, Ohio
2955. Lawrence (OH), County of (Board of Commissioners), Ohio
2956. Lebanon (OH), City of, Ohio
2957. Licking (OH), County (Board of Commissioners), Ohio
2958. Lima (OH), City of, Ohio
2959. Logan (OH), County of (Board of Commissioners), Ohio
2960. Lorain (OH), City of, Ohio
2961. Lorain (OH), County of, Ohio
2962. Lucas (OH), County of (Board of Commissioners), Ohio
2963. Lucas County Children Services Board of Trustees (OH), Ohio
2964. Lyndhurst (OH), City of, Ohio
2965. Macedonia (OH), City of, Ohio
2966. Mansfield (OH), City of, Ohio
2967. Marietta (OH), City of, Ohio
2968. Marion (OH), County of, Ohio
2969. Massillon (OH), City of, Ohio
2970. Mayfield Heights (OH), City of, Ohio
2971. Medina (OH), County of, Ohio
2972. Meigs (OH), County of, Ohio
2973. Mental Health & Recovery Services Board of Allen, Auglaize, and Hardin Counties (OH), Ohio
2974. Mental Health & Recovery Services Board of Lucas County (OH), Ohio
2975. Mercer (OH), County of (Board of Commissioners), Ohio
2976. Miami (OH), County of (Board of Commissioners), Ohio
2977. Middletown (OH), City of, Ohio
2978. Mogadore (OH), Village of, Ohio
2979. Monroe (OH), County of (Board of Commissioners), Ohio
2980. Montgomery (OH), County of (Board of Commissioners), Ohio
2981. Morrow (OH), County of (Board of Commissioners), Ohio
2982. Munroe Falls (OH), City of, Ohio
2983. Muskingum (OH), County of (Board of Commissioners), Ohio
2984. New Franklin (OH), City of, Ohio
2985. Newburgh Heights (OH), Village of, Ohio
2986. Noble (OH), County of (Commissioners), Ohio
2987. North Olmsted (OH), City of, Ohio
2988. North Ridgeville (OH), City of, Ohio
2989. North Royalton (OH), City of, Ohio
2990. Norton (OH), City of, Ohio
2991. Norwalk (OH), City of, Ohio
2992. Olmsted Falls (OH), City of, Ohio
2993. Ottawa (OH), County of (Board of Commissioners), Ohio
2994. Painesville (OH), Township of, Ohio

2995. Parma (OH), City of, Ohio
2996. Parma Heights (OH), City of, Ohio
2997. Peninsula (OH), Village of, Ohio
2998. Perry (OH), County of (Board of Commissioners), Ohio
2999. Pike (OH), County of (Board), Ohio
3000. Portage (OH), County of, Ohio
3001. Portsmouth (OH), City of, Ohio
3002. Ravenna (OH), City of, Ohio
3003. Richfield (OH), Village of, Ohio
3004. Richland (OH), County Children's Services of, Ohio
3005. Ross (OH), County of, Ohio
3006. Sandusky (OH), City of, Ohio
3007. Sandusky (OH), County of (Commissioners), Ohio
3008. Scioto (OH), County of (Board of Commissioners), Ohio
3009. Seneca (OH), County of (Board of Commissioners), Ohio
3010. Seven Hills (OH), City of, Ohio
3011. Shelby (OH), County of (Board of Commissioners), Ohio
3012. Silver Lake (OH), Village of, Ohio
3013. Springfield (OH), Township of, Ohio
3014. St. Marys (OH), City of, Ohio
3015. Stark (OH), County of, Ohio
3016. Stow (OH), City of, Ohio
3017. Strongsville (OH), City of, Ohio
3018. Tallmadge (OH), City of, Ohio
3019. Toledo (OH), City of, Ohio
3020. Trumbull (OH), County of, Ohio
3021. Tuscarawas (OH), County of, Ohio
3022. Valley Fire District (OH), Ohio
3023. Van Wert (OH), City of, Ohio
3024. Van Wert (OH), County of (Board of Commissioners), Ohio
3025. Vinton County (OH), County of (Board of Commissioners), Ohio
3026. Warren (OH), City of, Ohio
3027. Warrensville Heights (OH), City of, Ohio
3028. Washington (OH), County of, Ohio
3029. Wayne (OH), County of (Board of Commissioners), Ohio
3030. Wickliffe (OH), City of, Ohio
3031. Williams (OH), County of (Commissioners), Ohio
3032. Wyandot (OH), County of (Board of Commissioners), Ohio
3033. Youngstown (OH), City of, Ohio
3034. Ada, (OK), City of, Oklahoma
3035. Altus (OK), City of, Oklahoma
3036. Anadarko (OK), City of, Oklahoma
3037. Atoka (OK), County of (Board of Commissioners), Oklahoma
3038. Beckham (OK), County of (Board of Commissioners), Oklahoma
3039. Bethany (OK), City of, Oklahoma
3040. Broken Arrow (OK), City of, Oklahoma
3041. Burns Flat (OK), Town of, Oklahoma
3042. Caddo (OK), County of (Board of Commissioners), Oklahoma
3043. Choctaw (OK), County of (Board of Commissioners), Oklahoma
3044. Cimarron (OK), County of (Board of Commissioners), Oklahoma
3045. Cleveland (OK), County of (Board of Commissioners), Oklahoma
3046. Coal (OK), County of (Board of Commissioners), Oklahoma
3047. Comanche (OK), County of (Board of Commissioners), Oklahoma
3048. Craig (OK), County of (County Commission), Oklahoma
3049. Creek (OK), County of (County Commission), Oklahoma
3050. Custer (OK), County of (Board of Commissioners), Oklahoma
3051. Delaware (OK), County of (Board of Commissioners), Oklahoma
3052. Dewey County (OK), County of (Board of Commissioners), Oklahoma
3053. Edmond (OK), City of, Oklahoma
3054. El Reno (OK), City of, Oklahoma
3055. Elk City (OK), City of, Oklahoma
3056. Enid (OK), City of, Oklahoma
3057. Garvin (OK), County of (Board of Commissioners), Oklahoma
3058. Grady (OK), County of (Board of Commissioners), Oklahoma
3059. Greer (OK), County of (Board of Commissioners), Oklahoma
3060. Guthrie (OK), City of, Oklahoma
3061. Harmon (OK), County of (Board of Commissioners), Oklahoma
3062. Harper County (OK), County of (Board of Commissioners), Oklahoma
3063. Haskell County (OK), County of (Board of Commissioners), Oklahoma
3064. Hughes (OK), County of (Board of Commissioners), Oklahoma
3065. Jackson (OK), County of (Board of Commissioners), Oklahoma
3066. Jefferson (OK), County of (Board of Commissioners), Oklahoma
3067. Jenks (OK), City of, Oklahoma

3068. Johnston County (OK), County of (Board of Commissioners), Oklahoma
3069. Kay (OK), County of (Commissioners), Oklahoma
3070. Kiowa (OK), County of (Board of Commissioners), Oklahoma
3071. Latimer (OK), County of (Board of Commissioners), Oklahoma
3072. Lawton (OK), City of, Oklahoma
3073. Le Flore (OK), County of (Board of Commissioners), Oklahoma
3074. Lincoln (OK), County of (Board of Commissioners), Oklahoma
3075. Logan County (OK), County of (Board of Commissioners), Oklahoma
3076. Love County (OK), County of (Board of Commissioners), Oklahoma
3077. Major County (OK), County of (Board of Commissioners), Oklahoma
3078. Mayes (OK), County of (County Commission), Oklahoma
3079. McClain (OK), County of (Board of Commissioners), Oklahoma
3080. McCurtain (OK), County of (Board of Commissioners), Oklahoma
3081. Midwest City (OK), City of, Oklahoma
3082. Muskogee (OK), City of, Oklahoma
3083. Muskogee (OK), County of (Board of Commissioners), Oklahoma
3084. Mustang (OK), City of, Oklahoma
3085. Noble (OK), County of (Commissioners), Oklahoma
3086. Nowata (OK), County of, Oklahoma
3087. Okfuskee (OK), County of (Board of Commissioners), Oklahoma
3088. Oklahoma (OK), County of (Board of Commissioners), Oklahoma
3089. Oklahoma City (OK), City of, Oklahoma
3090. Okmulgee (OK), County of (County Commission), Oklahoma
3091. Osage County (OK), County of (Board of Commissioners), Oklahoma
3092. Ottawa (OK), County of (Board of Commissioners), Oklahoma
3093. Owasso (OK), City of, Oklahoma
3094. Pawnee (OK), County of (Board of Commissioners), Oklahoma
3095. Payne (OK), County of (County Commission), Oklahoma
3096. Pittsburg (OK), County of (Board of Commissioners), Oklahoma
3097. Ponca City (OK), City of, Oklahoma
3098. Pottawatomie (OK), County of (Board of Commissioners), Oklahoma
3099. Roger Mills (OK), County of (Board of Commissioners), Oklahoma
3100. Rogers (OK), County of (County Commission), Oklahoma
3101. Seminole (OK), City of, Oklahoma
3102. Seminole (OK), County of (Board of Commissioners), Oklahoma
3103. Shawnee (OK), City of, Oklahoma
3104. Stephens (OK), County of (Board of Commissioners), Oklahoma
3105. Stillwater (OK), City of, Oklahoma
3106. Texas (OK), County of (Board of Commissioners), Oklahoma
3107. Tillman (OK), County of (Board of Commissioners), Oklahoma
3108. Tulsa (OK), City of, Oklahoma
3109. Tulsa (OK), County of (Board of Commissioners), Oklahoma
3110. Washington (OK), County of (County Commission), Oklahoma
3111. Woods County (OK), County of (Board of Commissioners), Oklahoma
3112. Woodward (OK), County of (Board of Commissioners), Oklahoma
3113. Yukon (OK), City of, Oklahoma
3114. Clackamas (OR), County of, Oregon
3115. Clatsop (OR), County of, Oregon
3116. Columbia (OR), County of, Oregon
3117. Coos (OR), County of, Oregon
3118. Curry (OR), County of, Oregon
3119. Jackson (OR), County of, Oregon
3120. Josephine (OR), County of, Oregon
3121. Lane (OR), County of, Oregon
3122. Multnomah (OR), County of, Oregon
3123. Portland (OR), City of, Oregon
3124. Washington (OR), County of, Oregon
3125. Yamhill (OR), County of, Oregon
3126. Adams (PA), County of, Pennsylvania
3127. Aliquippa (PA), City of, Pennsylvania
3128. Allegheny, (PA), County of, Pennsylvania
3129. Allentown (PA), City of, Pennsylvania
3130. Armstrong (PA), County of, Pennsylvania
3131. Beaver (PA), County of, Pennsylvania
3132. Bedford (PA), County of, Pennsylvania
3133. Bensalem (PA), Township of, Pennsylvania
3134. Berks (PA) County of (District Attorney John Adams), Pennsylvania
3135. Bradford (PA), County of, Pennsylvania
3136. Bristol (PA), Township, Pennsylvania
3137. Bucks (PA), County of, Pennsylvania
3138. Cambria (PA), County of, Pennsylvania

3139. Carbon (PA), County of, Pennsylvania
3140. Chester (PA), County of, Pennsylvania
3141. Clarion (PA), County of, Pennsylvania
3142. Clearfield (PA), County of, Pennsylvania
3143. Clinton (PA), County of, Pennsylvania
3144. Coatesville (PA), City of, Pennsylvania
3145. Columbia (PA), County of, Pennsylvania
3146. Cumberland (PA), County of, Pennsylvania
3147. Dauphin (PA) County, of (District Attorney Francis Chardo), Pennsylvania
3148. Delaware (PA), County of, Pennsylvania
3149. Edwardsville (PA), Borough of, Pennsylvania
3150. Erie (PA), County of, Pennsylvania
3151. Exeter (PA), Borough of, Pennsylvania
3152. Fairview (PA), Township of, Pennsylvania
3153. Fayette (PA), County of, Pennsylvania
3154. Forty Fort (PA), Borough of, Pennsylvania
3155. Franklin (PA), County of, Pennsylvania
3156. Greene (PA), County of, Pennsylvania
3157. Hanover (PA), Township of, Pennsylvania
3158. Hazleton (PA), City of, Pennsylvania
3159. Huntingdon (PA), County of, Pennsylvania
3160. Indiana (PA), County of, Pennsylvania
3161. Kingston (PA), Borough of, Pennsylvania
3162. Lackawanna (PA), County of, Pennsylvania
3163. Lawrence (PA), County of, Pennsylvania
3164. Lehigh (PA), County of, Pennsylvania
3165. Lock Haven (PA), City of, Pennsylvania
3166. Lower Makefield (PA), Township of, Pennsylvania
3167. Lower Southampton (PA), Township of, Pennsylvania
3168. Luzerne (PA), County of, Pennsylvania
3169. Lycoming (PA), County of, Pennsylvania
3170. Mercer (PA), County of, Pennsylvania
3171. Middletown (PA), Township of, Pennsylvania
3172. Monroe (PA), County of, Pennsylvania
3173. Morrisville (PA), Borough of, Pennsylvania
3174. Nanticoke (PA), City of, Pennsylvania
3175. New Castle (PA), City of, Pennsylvania
3176. Newtown (PA), Township of, Pennsylvania
3177. Norristown (PA), Municipality of, Pennsylvania
3178. Northampton (PA) County of (District Attorney Terence Houck), Pennsylvania
3179. Northumberland (PA), County of, Pennsylvania
3180. Philadelphia (PA), City of, Pennsylvania
3181. Pike (PA), County of, Pennsylvania
3182. Pittsburgh (PA), City of, Pennsylvania
3183. Plains (PA), Township, Pennsylvania
3184. Schuylkill (PA), County of, Pennsylvania
3185. Sugar Notch (PA), Borough, Pennsylvania
3186. Tioga (PA), County of, Pennsylvania
3187. Union (PA), Township of, Pennsylvania
3188. Warminster (PA), Township of, Pennsylvania
3189. Warrington (PA), Township of, Pennsylvania
3190. Washington (PA), County of, Pennsylvania
3191. West Norriton (PA), Township of, Pennsylvania
3192. West Pittston (PA), Borough of, Pennsylvania
3193. Westmoreland (PA), County of, Pennsylvania
3194. Wilkes-Barre (PA), City of, Pennsylvania
3195. Wilkes-Barre (PA), Township, Pennsylvania
3196. Wright (PA), Township of, Pennsylvania
3197. Wyoming (PA), Borough of, Pennsylvania
3198. Wyoming (PA), County of, Pennsylvania
3199. York (PA), County of, Pennsylvania
3200. Adjuntas (PR), Municipality of, Puerto Rico
3201. Arroyo (PR), Municipality of, Puerto Rico
3202. Barceloneta (PR), Municipality of, Puerto Rico
3203. Bayamon (PR), Municipality of, Puerto Rico
3204. Caguas (PR), Municipality of, Puerto Rico
3205. Canovanas Puerto Rico (PR), Municipality of, Puerto Rico
3206. Catano (PR), Municipality of, Puerto Rico
3207. Cayey (PR), Municipality of, Puerto Rico
3208. Ceiba (PR), Municipality of, Puerto Rico
3209. Cidra (PR), Municipality of, Puerto Rico
3210. Coamo (PR), Municipality of, Puerto Rico
3211. Guayanilla (PR), Municipality of, Puerto Rico
3212. Isla de Vieques (PR), Municipality of, Puerto Rico
3213. Juncos (PR), Municipality of, Puerto Rico
3214. Loiza (PR), Municipality of, Puerto Rico
3215. Rio Grande (PR), Municipality of, Puerto Rico
3216. Sabana Grande (PR), Municipality of, Puerto Rico
3217. San Juan (PR), Municipality of, Puerto Rico
3218. Vega Alta (PR), Municipality of, Puerto Rico

3219. Villalba (PR), Municipality of, Puerto Rico
3220. Yabucoa (PR), Municipality of, Puerto Rico
3221. Barrington (RI), Town of, Rhode Island
3222. Bristol (RI), Town of, Rhode Island
3223. Burrillville (RI), Town of, Rhode Island
3224. Central Falls (RI), City of, Rhode Island
3225. Charlestown (RI), Town of, Rhode Island
3226. Coventry (RI), Town of, Rhode Island
3227. Cranston (RI), City of, Rhode Island
3228. Cumberland (RI), Town of, Rhode Island
3229. East Greenwich (RI), Town of, Rhode Island
3230. East Providence (RI), City of, Rhode Island
3231. Foster (RI), Town of, Rhode Island
3232. Glocester (RI), Town of, Rhode Island
3233. Hopkinton (RI), Town of, Rhode Island
3234. Jamestown (RI), Town of, Rhode Island
3235. Johnston (RI), Town of, Rhode Island
3236. Middletown (RI), Town of, Rhode Island
3237. Narragansett (RI), Town of, Rhode Island
3238. Newport (RI), City of, Rhode Island
3239. North Kingstown (RI), Town of, Rhode Island
3240. North Providence (RI), Town of, Rhode Island
3241. Pawtucket (RI), City of, Rhode Island
3242. Portsmouth (RI), Town of, Rhode Island
3243. Providence (RI), City of, Rhode Island
3244. Richmond (RI), Town of, Rhode Island
3245. Scituate (RI), Town of, Rhode Island
3246. Smithfield (RI), Town of, Rhode Island
3247. South Kingstown (RI), Town of, Rhode Island
3248. Warren (RI), Town of, Rhode Island
3249. Warwick (RI), City of, Rhode Island
3250. West Greenwich (RI), Town of, Rhode Island
3251. West Warwick (RI), Town of, Rhode Island
3252. Westerly (RI), Town of, Rhode Island
3253. Woonsocket (RI), City of, Rhode Island
3254. Abbeville (SC), County of, South Carolina
3255. Aiken (SC), County of, South Carolina
3256. Allendale (SC), County of, South Carolina
3257. Anderson (SC), County of, South Carolina
3258. Bamberg (SC), County of, South Carolina
3259. Barnwell (SC), County of, South Carolina
3260. Beaufort (SC), County of, South Carolina
3261. Berkeley (SC), County of, South Carolina
3262. Calhoun (SC), County of, South Carolina
3263. Charleston (SC), City of, South Carolina
3264. Charleston (SC), County of, South Carolina
3265. Cherokee (SC), County of, South Carolina
3266. Chester (SC), City of, South Carolina
3267. Chester (SC), County of, South Carolina
3268. Chesterfield (SC), County of, South Carolina
3269. Clarendon (SC), County of, South Carolina
3270. Colleton (SC), County of, South Carolina
3271. Columbia (SC), City of, South Carolina
3272. Dillon (SC), County of, South Carolina
3273. Dorchester (SC), County of, South Carolina
3274. Edgefield (SC), County of, South Carolina
3275. Fairfield (SC) County of, South Carolina
3276. Florence (SC), County of, South Carolina
3277. Georgetown (SC), City of, South Carolina
3278. Georgetown (SC), County of, South Carolina
3279. Greenville (SC), County of, South Carolina
3280. Greenwood (SC), County of, South Carolina
3281. Hampton (SC), County of, South Carolina
3282. Horry (SC), County of, South Carolina
3283. Jasper (SC), County of, South Carolina
3284. Kershaw (SC) County Hospital Board, South Carolina
3285. Kershaw (SC), County of, South Carolina
3286. Lancaster (SC), County of, South Carolina
3287. Laurens (SC), County of, South Carolina
3288. Lee (SC), County of, South Carolina
3289. Lexington County (SC), South Carolina
3290. Marion (SC), County of, South Carolina
3291. Marlboro (SC), County of, South Carolina
3292. McCormick (SC), County of, South Carolina
3293. Mt. Pleasant (SC), Town of, South Carolina
3294. Myrtle Beach (SC), City of, South Carolina
3295. Newberry (SC), County of, South Carolina
3296. North Charleston (SC), City of, South Carolina
3297. Oconee (SC), County of, South Carolina
3298. Orangeburg (SC), City of, South Carolina
3299. Orangeburg (SC), County of, South Carolina
3300. Pickens (SC) County of, South Carolina
3301. Richland (SC), County of, South Carolina
3302. Saluda (SC), County of, South Carolina
3303. Spartanburg (SC), County of, South Carolina
3304. Summerville (SC), Town of, South Carolina
3305. Sumter (SC), County of, South Carolina
3306. Union (SC), County of, South Carolina

3307. Williamsburg (SC) County of, South Carolina
3308. York (SC), County of, South Carolina
3309. Pennington (SD), County of, South Dakota
3310. Alexandria (TN), Town of, Tennessee
3311. Algood (TN), City of, Tennessee
3312. Ardmore (TN), City of, Tennessee
3313. Arlington (TN), Town of, Tennessee
3314. Auburntown (TN), Town of, Tennessee
3315. Baxter (TN), Town of, Tennessee
3316. Bedford (TN), County of, Tennessee
3317. Bell Buckle (TN), Town of, Tennessee
3318. Blount (TN), County of, Tennessee
3319. Byrdstown (TN), Town of, Tennessee
3320. Campbell (TN), County of, Tennessee
3321. Cannon (TN), County of, Tennessee
3322. Celine (TN), City of, Tennessee
3323. Centertown (TN), Town of, Tennessee
3324. Centerville (TN), Town of, Tennessee
3325. Chapel Hill (TN), Town of, Tennessee
3326. Claiborne (TN), County of, Tennessee
3327. Clarksville (TN), City of, Tennessee
3328. Clay (TN), County of, Tennessee
3329. Clifton (TN), City of, Tennessee
3330. Collinwood (TN), City of, Tennessee
3331. Columbia (TN), City of, Tennessee
3332. Cookeville (TN), City of, Tennessee
3333. Cornersville (TN), Town of, Tennessee
3334. Crab Orchard (TN), City of, Tennessee
3335. Crockett (TN), County of, Tennessee
3336. Crossville (TN), City of, Tennessee
3337. Cumberland (TN), County of, Tennessee
3338. Dandridge (TN), Town of, Tennessee
3339. Decatur (TN), County of, Tennessee
3340. Decatur (TN), Town of, Tennessee
3341. Dekalb (TN), County of, Tennessee
3342. Dowelltown (TN), Town of, Tennessee
3343. Doyle (TN), Town of, Tennessee
3344. Eagleville (TN), City of, Tennessee
3345. Elkton (TN), City of, Tennessee
3346. Ethridge (TN), Town of, Tennessee
3347. Fayetteville (TN), City of, Tennessee
3348. Fentress (TN), County of, Tennessee
3349. Gatlinburg (TN) City of, Tennessee
3350. Germantown (TN), City of, Tennessee
3351. Giles (TN), County of, Tennessee
3352. Greene (TN), County of, Tennessee
3353. Hamilton (TN), County of, Tennessee
3354. Hancock (TN), County of, Tennessee
3355. Hawkins (TN), County of, Tennessee
3356. Haywood (TN), County of, Tennessee
3357. Henderson (TN), County of, Tennessee
3358. Iron City (TN), City of, Tennessee
3359. Jefferson (TN), County of, Tennessee
3360. Johnson (TN), County of, Tennessee
3361. La Vergne (TN), City of, Tennessee
3362. Lauderdale (TN), County of, Tennessee
3363. Lawrence (TN), County of, Tennessee
3364. Lawrenceburg (TN), City of, Tennessee
3365. Lewisburg (TN), City of, Tennessee
3366. Lexington (TN), City of, Tennessee
3367. Liberty (TN), Town of, Tennessee
3368. Lincoln (TN), County of, Tennessee
3369. Livingston (TN), Town of, Tennessee
3370. Loretto (TN), City of, Tennessee
3371. Lynchburg, Moore County Metropolitan Government (TN), Tennessee
3372. Lynnville (TN), Town of, Tennessee
3373. Madison (TN), County of, Tennessee
3374. Marshall (TN), County of, Tennessee
3375. Maryville (TN), City of, Tennessee
3376. McMinnville (TN), City of, Tennessee
3377. Memphis (TN), City of, Tennessee
3378. Millington (TN), City of, Tennessee
3379. Minor Hill (TN), City of, Tennessee
3380. Monterey (TN), Town of, Tennessee
3381. Montgomery (TN), County of, Tennessee
3382. Morgan (TN), County of, Tennessee
3383. Morrison (TN), Town of, Tennessee
3384. Mount Pleasant (TN), City of, Tennessee
3385. Murfreesboro (TN), City of, Tennessee
3386. Nashville and Davidson County (TN), Government of, Tennessee
3387. Normandy (TN), Town of, Tennessee
3388. Obion (TN), County of, Tennessee
3389. Overton (TN), County of, Tennessee
3390. Petersburg (TN), Town of, Tennessee
3391. Pickett (TN), County of, Tennessee
3392. Pigeon Forge (TN), City of, Tennessee
3393. Pleasant Hill (TN), Town of, Tennessee
3394. Pulaski (TN), City of, Tennessee
3395. Putnam (TN), County of, Tennessee
3396. Ripley (TN), City of, Tennessee
3397. Rutherford (TN), County of, Tennessee
3398. Scott (TN), County, Tennessee
3399. Shelby (TN), County of (Board of Commissioners), Tennessee
3400. Shelbyville (TN), City of, Tennessee
3401. Smith (TN), County of, Tennessee
3402. Smithville (TN), City of, Tennessee
3403. Smyrna (TN), Town of, Tennessee
3404. Sparta (TN), City of, Tennessee
3405. Spencer (TN), Town of, Tennessee
3406. Spring Hill (TN), City of, Tennessee
3407. St. Joseph (TN), City of, Tennessee
3408. Sumner (TN), County of, Tennessee

3409. Van Buren (TN), County of, Tennessee
3410. Viola (TN), Town of, Tennessee
3411. Warren (TN), County of, Tennessee
3412. Wartrace (TN), Town of, Tennessee
3413. Washington (TN), County of, Tennessee
3414. Wayne (TN), County of, Tennessee
3415. Waynesboro (TN), City of, Tennessee
3416. White (TN), County of, Tennessee
3417. Williamson (TN), County of, Tennessee
3418. Woodbury (TN), Town of, Tennessee
3419. Angelina (TX), County of, Texas
3420. Bailey (TX), County of, Texas
3421. Bastrop (TX), County of, Texas
3422. Bexar (TX), County of, Texas
3423. Bexar County Hospital District d/b/a University Health System (TX), Texas
3424. Bowie (TX), County of, Texas
3425. Brazos (TX), County of, Texas
3426. Brooks (TX), County of, Texas
3427. Burleson (TX), County of, Texas
3428. Burnet (TX), County of, Texas
3429. Caldwell (TX), County of, Texas
3430. Calhoun (TX), County of, Texas
3431. Cameron (TX), County of, Texas
3432. Camp (TX), County of, Texas
3433. Cass (TX), County of, Texas
3434. Castro (TX), County of, Texas
3435. Cherokee (TX), County of, Texas
3436. Childress (TX), County of, Texas
3437. Clay (TX), County of, Texas
3438. Colorado (TX), County of, Texas
3439. Cooke (TX), County of, Texas
3440. Dallas (TX), County of, Texas
3441. Dallas County Hospital District d/b/a Parkland Health & Hospital System (TX), Texas
3442. Delta (TX), County of, Texas
3443. Dimmit (TX), County of, Texas
3444. Duval (TX), County of, Texas
3445. Eagle Pass (TX), City of, Texas
3446. Ector (TX), County of, Texas
3447. El Paso (TX), County of, Texas
3448. Ellis (TX), County of, Texas
3449. Falls (TX), County of, Texas
3450. Fannin (TX), County of, Texas
3451. Fort Bend (TX), County of, Texas
3452. Franklin (TX), County of, Texas
3453. Freestone (TX), County of, Texas
3454. Galveston (TX), County of, Texas
3455. Grayson (TX), County of, Texas
3456. Guadalupe (TX), County of, Texas
3457. Guadalupe Valley Hospital a/k/a Guadalupe Regional Medical Center (TX), Texas
3458. Harris (TX), County of, Texas
3459. Harris County Hospital District d/b/a Harris Health System (TX), Texas
3460. Harrison (TX), County of, Texas
3461. Haskell (TX), County of, Texas
3462. Hays (TX), County of, Texas
3463. Henderson (TX), County of, Texas
3464. Hidalgo (TX), County of, Texas
3465. Hopkins (TX), County of, Texas
3466. Houston (TX), City of, Texas
3467. Houston (TX), County of, Texas
3468. Irving Independent School District (TX), Texas
3469. Jasper (TX), County of, Texas
3470. Jefferson (TX), County of, Texas
3471. Jim Hogg (TX), County of, Texas
3472. Jim Wells (TX), County of, Texas
3473. Johnson (TX), County of, Texas
3474. Jones (TX), County of, Texas
3475. Kaufman (TX), County of, Texas
3476. Kendall (TX), County of, Texas
3477. Kerr (TX), County of, Texas
3478. Kinney (TX), County of, Texas
3479. Kleberg (TX), County of, Texas
3480. La Salle (TX), County of, Texas
3481. Lamar (TX), County of, Texas
3482. Laredo (TX), City of, Texas
3483. Leon (TX), County of, Texas
3484. Leon Valley (TX), City of, Texas
3485. Liberty (TX), County of, Texas
3486. Limestone (TX), County of, Texas
3487. Lubbock (TX), County of, Texas
3488. Madison (TX), County of, Texas
3489. Marion (TX), County of, Texas
3490. Maverick (TX), County of, Texas
3491. McLennan (TX), County of, Texas
3492. McMullen (TX), County of, Texas
3493. Milam (TX), County of, Texas
3494. Mitchell (TX), County of, Texas
3495. Montgomery (TX), County of, Texas
3496. Morris (TX), County of, Texas
3497. Nacogdoches (TX), County of, Texas
3498. Newton (TX), County of, Texas
3499. Nolan (TX), County of, Texas
3500. Nueces (TX), County of, Texas
3501. Nueces County Hospital District (TX), Texas
3502. Ochiltree County Hospital District (TX), Texas
3503. Orange (TX), County of, Texas



3504. Palo Pinto County Hospital District a/k/a Palo Pinto General Hospital (TX), Texas
3505. Panola (TX), County of, Texas
3506. Polk (TX), County of, Texas
3507. Potter (TX), County of, Texas
3508. Red River (TX), County of, Texas
3509. Roberts (TX), County of, Texas
3510. Robertson (TX), County of, Texas
3511. Rockwall (TX), County of, Texas
3512. Rusk (TX), County of, Texas
3513. San Antonio (TX), City of, Texas
3514. San Patricio (TX), County of, Texas
3515. San Saba (TX), County of, Texas
3516. Shackelford (TX), County of, Texas
3517. Shelby (TX), County of, Texas
3518. Smith (TX), County of, Texas
3519. Socorro Independent School District (TX), Texas
3520. Stephens (TX), County of, Texas
3521. Tarrant (TX), County of, Texas
3522. Tarrant County Hospital District (TX) d/b/a JPS Health Network, Texas
3523. Terrell (TX), County of, Texas
3524. Texarkana Independent School District (TX), Texas
3525. Throckmorton (TX), County of, Texas
3526. Titus (TX), County of, Texas
3527. Travis (TX), County of, Texas
3528. Trinity (TX), County of, Texas
3529. Upshur (TX), County of, Texas
3530. Uvalde (TX), County of, Texas
3531. Van Zandt (TX), County of, Texas
3532. Walker (TX), County of, Texas
3533. Waller (TX), County of, Texas
3534. Webb (TX), County of, Texas
3535. West Wharton County (TX) Hospital District, Texas
3536. Wichita (TX), County of, Texas
3537. Williamson (TX), County of, Texas
3538. Wilson (TX), County of, Texas
3539. Wilson County Memorial Hospital District (TX), Texas
3540. Wood (TX), County of, Texas
3541. Zavala (TX), County of, Texas
3542. Beaver (UT), County of, Utah
3543. Cache (UT), County of, Utah
3544. Carbon (UT), County of, Utah
3545. Daggett (UT), County of, Utah
3546. Davis (UT), County of, Utah
3547. Duchesne (UT), County of, Utah
3548. Emery (UT), County of, Utah
3549. Garfield (UT), County of, Utah
3550. Grand (UT), County of, Utah
3551. Iron (UT), County of, Utah
3552. Juab (UT), County of, Utah
3553. Kane (UT), County of, Utah
3554. Millard (UT), County of, Utah
3555. Piute (UT), County of, Utah
3556. Rich (UT), County of, Utah
3557. Salt Lake (UT), County of, Utah
3558. San Juan (UT), County of, Utah
3559. Sanpete (UT), County of, Utah
3560. Sevier (UT), County of, Utah
3561. Summit (UT), County of, Utah
3562. Tooele (UT), County of, Utah
3563. Tri-County Health Department (UT), Utah
3564. Uintah (UT), County of, Utah
3565. Utah (UT), County of, Utah
3566. Wasatch (UT), County of, Utah
3567. Washington (UT), County of, Utah
3568. Wayne (UT), County of, Utah
3569. Weber (UT), County of, Utah
3570. Bennington (VT), Town of, Vermont
3571. Brattleboro (VT), Town of, Vermont
3572. Sharon (VT), Town of, Vermont
3573. St. Albans (VT), City of, Vermont
3574. Accomack (VA), County of, Virginia
3575. Alexandria (VA), City of, Virginia
3576. Alleghany (VA), County of, Virginia
3577. Amherst (VA), County of, Virginia
3578. Arlington (VA), County of (County Board), Virginia
3579. Bland (VA), County of, Virginia
3580. Botetourt (VA), County of, Virginia
3581. Bristol (VA), City of, Virginia
3582. Buchanan (VA), County of, Virginia
3583. Buena Vista (VA), City of, Virginia
3584. Carroll (VA), County of, Virginia
3585. Charlotte (VA), County of, Virginia
3586. Chesapeake (VA), City of, Virginia
3587. Chesterfield (VA), County of, Virginia
3588. Covington (VA), City of, Virginia
3589. Culpeper (VA), County of, Virginia
3590. Cumberland (VA), County of, Virginia
3591. Danville (VA), City of, Virginia
3592. Dickenson (VA), County of, Virginia
3593. Dinwiddie (VA), County of, Virginia
3594. Emporia (VA), City of, Virginia
3595. Fairfax (VA), City of, Virginia
3596. Fairfax (VA), County of (Board of Supervisors), Virginia
3597. Fauquier (VA), County of, Virginia
3598. Floyd (VA), County of, Virginia
3599. Franklin (VA), County of, Virginia
3600. Frederick (VA), County of, Virginia
3601. Fredericksburg (VA), City of, Virginia

3602. Galax (VA), City of, Virginia
3603. Giles (VA), County of, Virginia
3604. Goochland (VA), County of, Virginia
3605. Grayson (VA), County of, Virginia
3606. Greensville (VA), County of, Virginia
3607. Halifax (VA), County of, Virginia
3608. Henrico (VA), County of, Virginia
3609. Henry (VA), County of, Virginia
3610. Hopewell (VA), City of, Virginia
3611. Isle of Wight (VA), County of, Virginia
3612. King and Queen (VA), County of, Virginia
3613. Lee (VA), County of, Virginia
3614. Lexington (VA), City of, Virginia
3615. Loudoun (VA), County of, Virginia
3616. Louisa (VA), County of, Virginia
3617. Madison (VA), County of, Virginia
3618. Martinsville (VA), City of, Virginia
3619. Mecklenburg (VA), County of, Virginia
3620. Montgomery (VA), County of, Virginia
3621. Norfolk (VA), City of, Virginia
3622. Northampton (VA), County of, Virginia
3623. Northumberland (VA), County of, Virginia
3624. Norton (VA), City of, Virginia
3625. Page (VA), County of, Virginia
3626. Patrick (VA), County of, Virginia
3627. Pittsylvania (VA), County of, Virginia
3628. Portsmouth (VA), City of, Virginia
3629. Prince George (VA), County of, Virginia
3630. Prince William (VA), County of (Board of Supervisors), Virginia
3631. Pulaski (VA), County of, Virginia
3632. Radford (VA), City of, Virginia
3633. Richlands (VA), Town of, Virginia
3634. Richmond (VA), City of, Virginia
3635. Richmond (VA), County of, Virginia
3636. Roanoke (VA), City of, Virginia
3637. Roanoke (VA), County of, Virginia
3638. Rockbridge (VA), County of, Virginia
3639. Russell (VA), County of, Virginia
3640. Salem (VA), City of, Virginia
3641. Scott (VA), County of (Board of Supervisors), Virginia
3642. Shenandoah (VA), County of, Virginia
3643. Smyth (VA), County of, Virginia
3644. Stafford (VA), County of, Virginia
3645. Tazewell (VA), County of, Virginia
3646. Virginia Beach (VA), City of, Virginia
3647. Virginia Beach (VA), City of (Sheriff), Virginia
3648. Warren (VA), County of, Virginia
3649. Washington (VA), County of, Virginia
3650. Waynesboro (VA), City of, Virginia
3651. Westmoreland (VA), County of, Virginia
3652. Winchester (VA), City of, Virginia
3653. Wise (VA), County of (Board of Supervisors), Virginia
3654. Wythe (VA), County of, Virginia
3655. Anacortes (WA), City of, Washington
3656. Bainbridge Island (WA), City of, Washington
3657. Burlington (WA), City of, Washington
3658. Chelan (WA), County of, Washington
3659. Clallam (WA), County of, Washington
3660. Clark (WA), County of, Washington
3661. Everett (WA), City of, Washington
3662. Franklin (WA), County of, Washington
3663. Island (WA), County of, Washington
3664. Jefferson (WA), County of, Washington
3665. Kent (WA), City of, Washington
3666. King (WA), County of, Washington
3667. Kirkland (WA), City of, Washington
3668. Kitsap (WA), County of, Washington
3669. Kittitas (WA), County of, Washington
3670. Lakewood (WA), City of, Washington
3671. Lewis (WA), County of, Washington
3672. Lincoln (WA), County of, Washington
3673. Mount Vernon (WA), City of, Washington
3674. Mount Vernon (WA), School District of, Washington
3675. Olympia (WA), City of, Washington
3676. Pierce (WA), County of, Washington
3677. San Juan (WA), County of, Washington
3678. Seattle (WA), City of, Washington
3679. Sedro-Woolley (WA), City of, Washington
3680. Sedro-Woolley School District (WA), Washington
3681. Skagit (WA), County of, Washington
3682. Snohomish (WA), County of, Washington
3683. Spokane (WA), City of, Washington
3684. Spokane (WA), County of, Washington
3685. Tacoma (WA), City of, Washington
3686. The La Conner School District (WA), Washington
3687. Thurston (WA), County of, Washington
3688. Vancouver (WA), City of, Washington
3689. Walla Walla (WA), County of, Washington
3690. Whatcom (WA), County of, Washington
3691. Whitman (WA), County of, Washington
3692. Adams (WI), County of, Wisconsin
3693. Ashland (WI), County of, Wisconsin
3694. Barron (WI), County of, Wisconsin
3695. Bayfield (WI), County of, Wisconsin
3696. Brown (WI), County of, Wisconsin
3697. Buffalo (WI), County of, Wisconsin
3698. Burnett (WI), County of, Wisconsin
3699. Calumet (WI), County of, Wisconsin

3700. Chippewa (WI), County of, Wisconsin
3701. Clark (WI), County of, Wisconsin
3702. Columbia (WI), County of, Wisconsin
3703. Crawford (WI), County of, Wisconsin
3704. Cudahy (WI), City of, Wisconsin
3705. Dane (WI), County of, Wisconsin
3706. Dodge (WI), County of, Wisconsin
3707. Door (WI), County of, Wisconsin
3708. Douglas (WI), County of, Wisconsin
3709. Dunn (WI), County of, Wisconsin
3710. Eau Claire (WI), County of, Wisconsin
3711. Florence (WI), County of, Wisconsin
3712. Fond du Lac (WI), County of, Wisconsin
3713. Forest (WI), County of, Wisconsin
3714. Franklin (WI), City of, Wisconsin
3715. Grant (WI), County of, Wisconsin
3716. Green (WI), County of, Wisconsin
3717. Green Lake (WI), County of, Wisconsin
3718. Greenfield (WI), City of, Wisconsin
3719. Iowa (WI), County of, Wisconsin
3720. Iron (WI), County of, Wisconsin
3721. Jackson (WI), County of, Wisconsin
3722. Janesville (WI), City of, Wisconsin
3723. Jefferson (WI), County of, Wisconsin
3724. Juneau (WI), County of, Wisconsin
3725. Kenosha (WI), City of, Wisconsin
3726. Kenosha (WI), County of, Wisconsin
3727. Kewaunee (WI), County of, Wisconsin
3728. La Crosse (WI), County of, Wisconsin
3729. Lafayette (WI), County of, Wisconsin
3730. Langlade (WI), County of, Wisconsin
3731. Lincoln (WI), County of, Wisconsin
3732. Manitowoc (WI), County of, Wisconsin
3733. Marathon (WI), County of, Wisconsin
3734. Marinette (WI), City of, Wisconsin
3735. Marinette (WI), County of, Wisconsin
3736. Marquette (WI), County of, Wisconsin
3737. Menominee (WI), County of, Wisconsin
3738. Milwaukee (WI), City of, Wisconsin
3739. Milwaukee (WI), County of, Wisconsin
3740. Monroe (WI), County of, Wisconsin
3741. Mount Pleasant (WI), Village of, Wisconsin
3742. Oak Creek (WI), City of, Wisconsin
3743. Oconto (WI), County of, Wisconsin
3744. Oneida (WI), County of, Wisconsin
3745. Outagamie (WI), County of, Wisconsin
3746. Ozaukee (WI), County of, Wisconsin
3747. Pepin (WI), County of, Wisconsin
3748. Pierce (WI), County of, Wisconsin
3749. Pleasant Prairie (WI), Village of, Wisconsin
3750. Portage (WI), County of, Wisconsin
3751. Price (WI), County of, Wisconsin
3752. Racine (WI), County of, Wisconsin
3753. Richland (WI), County of, Wisconsin
3754. Rock (WI), County of, Wisconsin
3755. Rusk (WI), County of, Wisconsin
3756. Sauk (WI), County of, Wisconsin
3757. Sawyer (WI), County of, Wisconsin
3758. Shawano (WI), County of, Wisconsin
3759. Sheboygan (WI), County of, Wisconsin
3760. South Milwaukee (WI), City of, Wisconsin
3761. St. Croix (WI), County of, Wisconsin
3762. Sturtevant (WI), Village of, Wisconsin
3763. Superior (WI), City of, Wisconsin
3764. Taylor (WI), County of, Wisconsin
3765. Trempealeau (WI), County of, Wisconsin
3766. Union Grove (WI), Village of, Wisconsin
3767. Vernon (WI), County of, Wisconsin
3768. Vilas (WI), County of, Wisconsin
3769. Walworth (WI), County of, Wisconsin
3770. Washburn (WI), County of, Wisconsin
3771. Washington (WI), County of, Wisconsin
3772. Waukesha (WI), County of, Wisconsin
3773. Waupaca (WI), County of, Wisconsin
3774. Waushara (WI), County of, Wisconsin
3775. Wauwatosa (WI), City of, Wisconsin
3776. West Allis (WI), City of, Wisconsin
3777. Winnebago (WI), County of, Wisconsin
3778. Wood (WI), County of, Wisconsin
3779. Yorkville (WI), Village of, Wisconsin
3780. Carbon (WY), County of, Wyoming
3781. Casper (WY), City of, Wyoming
3782. Cheyenne (WY), City of, Wyoming
3783. Green River (WY), City of, Wyoming
3784. Riverton (WY), City of, Wyoming
3785. Rock Springs (WY), City of, Wyoming
3786. Sweetwater (WY), County of, Wyoming

**EXHIBIT D**

**Later Litigating Subdivision Suspension and Offset Determinations**

<b><u>Participation Tier</u></b>	<b><u>Per Capita Amount<sup>13</sup></u></b>	<b><u>Suspension Percentage</u></b>	<b><u>Offset Cap</u></b>	<b><u>Suspension Deadline and Ending Point</u></b>
1	\$2,500	66%	66%	Earlier of (1) 6 months after denial of a motion to dismiss, (2) 12 months from filing, or (3) 6 months before final pre-trial conference, and until final judgment affirmed on appeal, including dismissal.
2	\$2,000	33.33%	34%	Earlier of (1) 6 months after denial of a motion to dismiss, (2) 12 months from filing, or (3) 6 months before final pre-trial conference, and until final judgment affirmed on appeal, including dismissal.
3	\$1,500	27.5%	30%	Earlier of (1) 9 months after denial of a motion to dismiss, (2) 12 months from filing, or (3) 6 months before final pre-trial conference, and until final judgment affirmed on appeal, including dismissal.
4	\$1,000	20%	25%	Earlier of (1) 9 months after denial of a motion to dismiss, (2) 12 months from filing, or (3) 6 months before final pre-trial conference, and until final judgment affirmed on appeal, including dismissal.

<sup>13</sup> Population will be measured at the level of the Later Litigating Subdivision as described in Section XIV.A, Section XIV.B, and Section XIV.C.

**EXHIBIT E**

**List of Opioid Remediation Uses**

**Schedule A  
Core Strategies**

States and Qualifying Block Grantees shall choose from among the abatement strategies listed in Schedule B. However, priority shall be given to the following core abatement strategies (“*Core Strategies*”).<sup>14</sup>

A. **NALOXONE OR OTHER FDA-APPROVED DRUG TO  
REVERSE OPIOID OVERDOSES**

1. Expand training for first responders, schools, community support groups and families; and
2. Increase distribution to individuals who are uninsured or whose insurance does not cover the needed service.

B. **MEDICATION-ASSISTED TREATMENT (“MAT”)  
DISTRIBUTION AND OTHER OPIOID-RELATED  
TREATMENT**

1. Increase distribution of MAT to individuals who are uninsured or whose insurance does not cover the needed service;
2. Provide education to school-based and youth-focused programs that discourage or prevent misuse;
3. Provide MAT education and awareness training to healthcare providers, EMTs, law enforcement, and other first responders; and
4. Provide treatment and recovery support services such as residential and inpatient treatment, intensive outpatient treatment, outpatient therapy or counseling, and recovery housing that allow or integrate medication and with other support services.

---

<sup>14</sup> As used in this Schedule A, words like “expand,” “fund,” “provide” or the like shall not indicate a preference for new or existing programs.

C. **PREGNANT & POSTPARTUM WOMEN**

1. Expand Screening, Brief Intervention, and Referral to Treatment (“*SBIRT*”) services to non-Medicaid eligible or uninsured pregnant women;
2. Expand comprehensive evidence-based treatment and recovery services, including MAT, for women with co-occurring Opioid Use Disorder (“*OUD*”) and other Substance Use Disorder (“*SUD*”) / Mental Health disorders for uninsured individuals for up to 12 months postpartum; and
3. Provide comprehensive wrap-around services to individuals with OUD, including housing, transportation, job placement/training, and childcare.

D. **EXPANDING TREATMENT FOR NEONATAL ABSTINENCE SYNDROME (“*NAS*”)**

1. Expand comprehensive evidence-based and recovery support for NAS babies;
2. Expand services for better continuum of care with infant-need dyad; and
3. Expand long-term treatment and services for medical monitoring of NAS babies and their families.

E. **EXPANSION OF WARM HAND-OFF PROGRAMS AND RECOVERY SERVICES**

1. Expand services such as navigators and on-call teams to begin MAT in hospital emergency departments;
2. Expand warm hand-off services to transition to recovery services;
3. Broaden scope of recovery services to include co-occurring SUD or mental health conditions;
4. Provide comprehensive wrap-around services to individuals in recovery, including housing, transportation, job placement/training, and childcare; and
5. Hire additional social workers or other behavioral health workers to facilitate expansions above.

F. **TREATMENT FOR INCARCERATED POPULATION**

1. Provide evidence-based treatment and recovery support, including MAT for persons with OUD and co-occurring SUD/MH disorders within and transitioning out of the criminal justice system; and
2. Increase funding for jails to provide treatment to inmates with OUD.

G. **PREVENTION PROGRAMS**

1. Funding for media campaigns to prevent opioid use (similar to the FDA's "Real Cost" campaign to prevent youth from misusing tobacco);
2. Funding for evidence-based prevention programs in schools;
3. Funding for medical provider education and outreach regarding best prescribing practices for opioids consistent with the 2016 CDC guidelines, including providers at hospitals (academic detailing);
4. Funding for community drug disposal programs; and
5. Funding and training for first responders to participate in pre-arrest diversion programs, post-overdose response teams, or similar strategies that connect at-risk individuals to behavioral health services and supports.

H. **EXPANDING SYRINGE SERVICE PROGRAMS**

1. Provide comprehensive syringe services programs with more wrap-around services, including linkage to OUD treatment, access to sterile syringes and linkage to care and treatment of infectious diseases.

I. **EVIDENCE-BASED DATA COLLECTION AND RESEARCH ANALYZING THE EFFECTIVENESS OF THE ABATEMENT STRATEGIES WITHIN THE STATE**

**Schedule B**  
**Approved Uses**

Support treatment of Opioid Use Disorder (OUD) and any co-occurring Substance Use Disorder or Mental Health (SUD/MH) conditions through evidence-based or evidence-informed programs or strategies that may include, but are not limited to, the following:

PART ONE: TREATMENT
---------------------

**A. TREAT OPIOID USE DISORDER (OUD)**

Support treatment of Opioid Use Disorder (“OUD”) and any co-occurring Substance Use Disorder or Mental Health (“SUD/MH”) conditions through evidence-based or evidence-informed programs or strategies that may include, but are not limited to, those that:<sup>15</sup>

1. Expand availability of treatment for OUD and any co-occurring SUD/MH conditions, including all forms of Medication-Assisted Treatment (“MAT”) approved by the U.S. Food and Drug Administration.
2. Support and reimburse evidence-based services that adhere to the American Society of Addiction Medicine (“ASAM”) continuum of care for OUD and any co-occurring SUD/MH conditions.
3. Expand telehealth to increase access to treatment for OUD and any co-occurring SUD/MH conditions, including MAT, as well as counseling, psychiatric support, and other treatment and recovery support services.
4. Improve oversight of Opioid Treatment Programs (“OTPs”) to assure evidence-based or evidence-informed practices such as adequate methadone dosing and low threshold approaches to treatment.
5. Support mobile intervention, treatment, and recovery services, offered by qualified professionals and service providers, such as peer recovery coaches, for persons with OUD and any co-occurring SUD/MH conditions and for persons who have experienced an opioid overdose.
6. Provide treatment of trauma for individuals with OUD (*e.g.*, violence, sexual assault, human trafficking, or adverse childhood experiences) and family members (*e.g.*, surviving family members after an overdose or overdose fatality), and training of health care personnel to identify and address such trauma.
7. Support evidence-based withdrawal management services for people with OUD and any co-occurring mental health conditions.

---

<sup>15</sup> As used in this Schedule B, words like “expand,” “fund,” “provide” or the like shall not indicate a preference for new or existing programs.



8. Provide training on MAT for health care providers, first responders, students, or other supporting professionals, such as peer recovery coaches or recovery outreach specialists, including telementoring to assist community-based providers in rural or underserved areas.
9. Support workforce development for addiction professionals who work with persons with OUD and any co-occurring SUD/MH conditions.
10. Offer fellowships for addiction medicine specialists for direct patient care, instructors, and clinical research for treatments.
11. Offer scholarships and supports for behavioral health practitioners or workers involved in addressing OUD and any co-occurring SUD/MH or mental health conditions, including, but not limited to, training, scholarships, fellowships, loan repayment programs, or other incentives for providers to work in rural or underserved areas.
12. Provide funding and training for clinicians to obtain a waiver under the federal Drug Addiction Treatment Act of 2000 (“*DATA 2000*”) to prescribe MAT for OUD, and provide technical assistance and professional support to clinicians who have obtained a DATA 2000 waiver.
13. Disseminate of web-based training curricula, such as the American Academy of Addiction Psychiatry’s Provider Clinical Support Service–Opioids web-based training curriculum and motivational interviewing.
14. Develop and disseminate new curricula, such as the American Academy of Addiction Psychiatry’s Provider Clinical Support Service for Medication–Assisted Treatment.

**B. SUPPORT PEOPLE IN TREATMENT AND RECOVERY**

Support people in recovery from OUD and any co-occurring SUD/MH conditions through evidence-based or evidence-informed programs or strategies that may include, but are not limited to, the programs or strategies that:

1. Provide comprehensive wrap-around services to individuals with OUD and any co-occurring SUD/MH conditions, including housing, transportation, education, job placement, job training, or childcare.
2. Provide the full continuum of care of treatment and recovery services for OUD and any co-occurring SUD/MH conditions, including supportive housing, peer support services and counseling, community navigators, case management, and connections to community-based services.
3. Provide counseling, peer-support, recovery case management and residential treatment with access to medications for those who need it to persons with OUD and any co-occurring SUD/MH conditions.

4. Provide access to housing for people with OUD and any co-occurring SUD/MH conditions, including supportive housing, recovery housing, housing assistance programs, training for housing providers, or recovery housing programs that allow or integrate FDA-approved medication with other support services.
5. Provide community support services, including social and legal services, to assist in deinstitutionalizing persons with OUD and any co-occurring SUD/MH conditions.
6. Support or expand peer-recovery centers, which may include support groups, social events, computer access, or other services for persons with OUD and any co-occurring SUD/MH conditions.
7. Provide or support transportation to treatment or recovery programs or services for persons with OUD and any co-occurring SUD/MH conditions.
8. Provide employment training or educational services for persons in treatment for or recovery from OUD and any co-occurring SUD/MH conditions.
9. Identify successful recovery programs such as physician, pilot, and college recovery programs, and provide support and technical assistance to increase the number and capacity of high-quality programs to help those in recovery.
10. Engage non-profits, faith-based communities, and community coalitions to support people in treatment and recovery and to support family members in their efforts to support the person with OUD in the family.
11. Provide training and development of procedures for government staff to appropriately interact and provide social and other services to individuals with or in recovery from OUD, including reducing stigma.
12. Support stigma reduction efforts regarding treatment and support for persons with OUD, including reducing the stigma on effective treatment.
13. Create or support culturally appropriate services and programs for persons with OUD and any co-occurring SUD/MH conditions, including new Americans.
14. Create and/or support recovery high schools.
15. Hire or train behavioral health workers to provide or expand any of the services or supports listed above.

**C. CONNECT PEOPLE WHO NEED HELP TO THE HELP THEY NEED**  
**(CONNECTIONS TO CARE)**

Provide connections to care for people who have—or are at risk of developing—OUD and any co-occurring SUD/MH conditions through evidence-based or evidence-informed programs or strategies that may include, but are not limited to, those that:

1. Ensure that health care providers are screening for OUD and other risk factors and know how to appropriately counsel and treat (or refer if necessary) a patient for OUD treatment.
2. Fund SBIRT programs to reduce the transition from use to disorders, including SBIRT services to pregnant women who are uninsured or not eligible for Medicaid.
3. Provide training and long-term implementation of SBIRT in key systems (health, schools, colleges, criminal justice, and probation), with a focus on youth and young adults when transition from misuse to opioid disorder is common.
4. Purchase automated versions of SBIRT and support ongoing costs of the technology.
5. Expand services such as navigators and on-call teams to begin MAT in hospital emergency departments.
6. Provide training for emergency room personnel treating opioid overdose patients on post-discharge planning, including community referrals for MAT, recovery case management or support services.
7. Support hospital programs that transition persons with OUD and any co-occurring SUD/MH conditions, or persons who have experienced an opioid overdose, into clinically appropriate follow-up care through a bridge clinic or similar approach.
8. Support crisis stabilization centers that serve as an alternative to hospital emergency departments for persons with OUD and any co-occurring SUD/MH conditions or persons that have experienced an opioid overdose.
9. Support the work of Emergency Medical Systems, including peer support specialists, to connect individuals to treatment or other appropriate services following an opioid overdose or other opioid-related adverse event.
10. Provide funding for peer support specialists or recovery coaches in emergency departments, detox facilities, recovery centers, recovery housing, or similar settings; offer services, supports, or connections to care to persons with OUD and any co-occurring SUD/MH conditions or to persons who have experienced an opioid overdose.
11. Expand warm hand-off services to transition to recovery services.
12. Create or support school-based contacts that parents can engage with to seek immediate treatment services for their child; and support prevention, intervention, treatment, and recovery programs focused on young people.
13. Develop and support best practices on addressing OUD in the workplace.

14. Support assistance programs for health care providers with OUD.
15. Engage non-profits and the faith community as a system to support outreach for treatment.
16. Support centralized call centers that provide information and connections to appropriate services and supports for persons with OUD and any co-occurring SUD/MH conditions.

**D. ADDRESS THE NEEDS OF CRIMINAL JUSTICE-INVOLVED PERSONS**

Address the needs of persons with OUD and any co-occurring SUD/MH conditions who are involved in, are at risk of becoming involved in, or are transitioning out of the criminal justice system through evidence-based or evidence-informed programs or strategies that may include, but are not limited to, those that:

1. Support pre-arrest or pre-arraignment diversion and deflection strategies for persons with OUD and any co-occurring SUD/MH conditions, including established strategies such as:
  1. Self-referral strategies such as the Angel Programs or the Police Assisted Addiction Recovery Initiative (“*PAARF*”);
  2. Active outreach strategies such as the Drug Abuse Response Team (“*DART*”) model;
  3. “Naloxone Plus” strategies, which work to ensure that individuals who have received naloxone to reverse the effects of an overdose are then linked to treatment programs or other appropriate services;
  4. Officer prevention strategies, such as the Law Enforcement Assisted Diversion (“*LEAD*”) model;
  5. Officer intervention strategies such as the Leon County, Florida Adult Civil Citation Network or the Chicago Westside Narcotics Diversion to Treatment Initiative; or
  6. Co-responder and/or alternative responder models to address OUD-related 911 calls with greater SUD expertise.
2. Support pre-trial services that connect individuals with OUD and any co-occurring SUD/MH conditions to evidence-informed treatment, including MAT, and related services.
3. Support treatment and recovery courts that provide evidence-based options for persons with OUD and any co-occurring SUD/MH conditions.

4. Provide evidence-informed treatment, including MAT, recovery support, harm reduction, or other appropriate services to individuals with OUD and any co-occurring SUD/MH conditions who are incarcerated in jail or prison.
5. Provide evidence-informed treatment, including MAT, recovery support, harm reduction, or other appropriate services to individuals with OUD and any co-occurring SUD/MH conditions who are leaving jail or prison or have recently left jail or prison, are on probation or parole, are under community corrections supervision, or are in re-entry programs or facilities.
6. Support critical time interventions (“CTI”), particularly for individuals living with dual-diagnosis OUD/serious mental illness, and services for individuals who face immediate risks and service needs and risks upon release from correctional settings.
7. Provide training on best practices for addressing the needs of criminal justice-involved persons with OUD and any co-occurring SUD/MH conditions to law enforcement, correctional, or judicial personnel or to providers of treatment, recovery, harm reduction, case management, or other services offered in connection with any of the strategies described in this section.

**E. ADDRESS THE NEEDS OF PREGNANT OR PARENTING WOMEN AND THEIR FAMILIES, INCLUDING BABIES WITH NEONATAL ABSTINENCE SYNDROME**

Address the needs of pregnant or parenting women with OUD and any co-occurring SUD/MH conditions, and the needs of their families, including babies with neonatal abstinence syndrome (“NAS”), through evidence-based or evidence-informed programs or strategies that may include, but are not limited to, those that:

1. Support evidence-based or evidence-informed treatment, including MAT, recovery services and supports, and prevention services for pregnant women—or women who could become pregnant—who have OUD and any co-occurring SUD/MH conditions, and other measures to educate and provide support to families affected by Neonatal Abstinence Syndrome.
2. Expand comprehensive evidence-based treatment and recovery services, including MAT, for uninsured women with OUD and any co-occurring SUD/MH conditions for up to 12 months postpartum.
3. Provide training for obstetricians or other healthcare personnel who work with pregnant women and their families regarding treatment of OUD and any co-occurring SUD/MH conditions.
4. Expand comprehensive evidence-based treatment and recovery support for NAS babies; expand services for better continuum of care with infant-need dyad; and expand long-term treatment and services for medical monitoring of NAS babies and their families.

5. Provide training to health care providers who work with pregnant or parenting women on best practices for compliance with federal requirements that children born with NAS get referred to appropriate services and receive a plan of safe care.
6. Provide child and family supports for parenting women with OUD and any co-occurring SUD/MH conditions.
7. Provide enhanced family support and child care services for parents with OUD and any co-occurring SUD/MH conditions.
8. Provide enhanced support for children and family members suffering trauma as a result of addiction in the family; and offer trauma-informed behavioral health treatment for adverse childhood events.
9. Offer home-based wrap-around services to persons with OUD and any co-occurring SUD/MH conditions, including, but not limited to, parent skills training.
10. Provide support for Children's Services—Fund additional positions and services, including supportive housing and other residential services, relating to children being removed from the home and/or placed in foster care due to custodial opioid use.

PART TWO: PREVENTION
----------------------

**F. PREVENT OVER-PRESCRIBING AND ENSURE APPROPRIATE PRESCRIBING AND DISPENSING OF OPIOIDS**

Support efforts to prevent over-prescribing and ensure appropriate prescribing and dispensing of opioids through evidence-based or evidence-informed programs or strategies that may include, but are not limited to, the following:

1. Funding medical provider education and outreach regarding best prescribing practices for opioids consistent with the Guidelines for Prescribing Opioids for Chronic Pain from the U.S. Centers for Disease Control and Prevention, including providers at hospitals (academic detailing).
2. Training for health care providers regarding safe and responsible opioid prescribing, dosing, and tapering patients off opioids.
3. Continuing Medical Education (CME) on appropriate prescribing of opioids.
4. Providing Support for non-opioid pain treatment alternatives, including training providers to offer or refer to multi-modal, evidence-informed treatment of pain.
5. Supporting enhancements or improvements to Prescription Drug Monitoring Programs ("PDMPs"), including, but not limited to, improvements that:

1. Increase the number of prescribers using PDMPs;
2. Improve point-of-care decision-making by increasing the quantity, quality, or format of data available to prescribers using PDMPs, by improving the interface that prescribers use to access PDMP data, or both; or
3. Enable states to use PDMP data in support of surveillance or intervention strategies, including MAT referrals and follow-up for individuals identified within PDMP data as likely to experience OUD in a manner that complies with all relevant privacy and security laws and rules.
6. Ensuring PDMPs incorporate available overdose/naloxone deployment data, including the United States Department of Transportation's Emergency Medical Technician overdose database in a manner that complies with all relevant privacy and security laws and rules.
7. Increasing electronic prescribing to prevent diversion or forgery.
8. Educating dispensers on appropriate opioid dispensing.

**G. PREVENT MISUSE OF OPIOIDS**

Support efforts to discourage or prevent misuse of opioids through evidence-based or evidence-informed programs or strategies that may include, but are not limited to, the following:

1. Funding media campaigns to prevent opioid misuse.
2. Corrective advertising or affirmative public education campaigns based on evidence.
3. Public education relating to drug disposal.
4. Drug take-back disposal or destruction programs.
5. Funding community anti-drug coalitions that engage in drug prevention efforts.
6. Supporting community coalitions in implementing evidence-informed prevention, such as reduced social access and physical access, stigma reduction—including staffing, educational campaigns, support for people in treatment or recovery, or training of coalitions in evidence-informed implementation, including the Strategic Prevention Framework developed by the U.S. Substance Abuse and Mental Health Services Administration (“SAMHSA”).
7. Engaging non-profits and faith-based communities as systems to support prevention.



8. Funding evidence-based prevention programs in schools or evidence-informed school and community education programs and campaigns for students, families, school employees, school athletic programs, parent-teacher and student associations, and others.
9. School-based or youth-focused programs or strategies that have demonstrated effectiveness in preventing drug misuse and seem likely to be effective in preventing the uptake and use of opioids.
10. Create or support community-based education or intervention services for families, youth, and adolescents at risk for OUD and any co-occurring SUD/MH conditions.
11. Support evidence-informed programs or curricula to address mental health needs of young people who may be at risk of misusing opioids or other drugs, including emotional modulation and resilience skills.
12. Support greater access to mental health services and supports for young people, including services and supports provided by school nurses, behavioral health workers or other school staff, to address mental health needs in young people that (when not properly addressed) increase the risk of opioid or another drug misuse.

**H. PREVENT OVERDOSE DEATHS AND OTHER HARMS (HARM REDUCTION)**

Support efforts to prevent or reduce overdose deaths or other opioid-related harms through evidence-based or evidence-informed programs or strategies that may include, but are not limited to, the following:

1. Increased availability and distribution of naloxone and other drugs that treat overdoses for first responders, overdose patients, individuals with OUD and their friends and family members, schools, community navigators and outreach workers, persons being released from jail or prison, or other members of the general public.
2. Public health entities providing free naloxone to anyone in the community.
3. Training and education regarding naloxone and other drugs that treat overdoses for first responders, overdose patients, patients taking opioids, families, schools, community support groups, and other members of the general public.
4. Enabling school nurses and other school staff to respond to opioid overdoses, and provide them with naloxone, training, and support.
5. Expanding, improving, or developing data tracking software and applications for overdoses/naloxone revivals.
6. Public education relating to emergency responses to overdoses.



7. Public education relating to immunity and Good Samaritan laws.
8. Educating first responders regarding the existence and operation of immunity and Good Samaritan laws.
9. Syringe service programs and other evidence-informed programs to reduce harms associated with intravenous drug use, including supplies, staffing, space, peer support services, referrals to treatment, fentanyl checking, connections to care, and the full range of harm reduction and treatment services provided by these programs.
10. Expanding access to testing and treatment for infectious diseases such as HIV and Hepatitis C resulting from intravenous opioid use.
11. Supporting mobile units that offer or provide referrals to harm reduction services, treatment, recovery supports, health care, or other appropriate services to persons that use opioids or persons with OUD and any co-occurring SUD/MH conditions.
12. Providing training in harm reduction strategies to health care providers, students, peer recovery coaches, recovery outreach specialists, or other professionals that provide care to persons who use opioids or persons with OUD and any co-occurring SUD/MH conditions.
13. Supporting screening for fentanyl in routine clinical toxicology testing.

PART THREE: OTHER STRATEGIES
------------------------------

**I. FIRST RESPONDERS**

In addition to items in section C, D and H relating to first responders, support the following:

1. Education of law enforcement or other first responders regarding appropriate practices and precautions when dealing with fentanyl or other drugs.
2. Provision of wellness and support services for first responders and others who experience secondary trauma associated with opioid-related emergency events.

**J. LEADERSHIP, PLANNING AND COORDINATION**

Support efforts to provide leadership, planning, coordination, facilitations, training and technical assistance to abate the opioid epidemic through activities, programs, or strategies that may include, but are not limited to, the following:

1. Statewide, regional, local or community regional planning to identify root causes of addiction and overdose, goals for reducing harms related to the opioid epidemic, and areas and populations with the greatest needs for treatment

intervention services, and to support training and technical assistance and other strategies to abate the opioid epidemic described in this opioid abatement strategy list.

2. A dashboard to (a) share reports, recommendations, or plans to spend opioid settlement funds; (b) to show how opioid settlement funds have been spent; (c) to report program or strategy outcomes; or (d) to track, share or visualize key opioid- or health-related indicators and supports as identified through collaborative statewide, regional, local or community processes.
3. Invest in infrastructure or staffing at government or not-for-profit agencies to support collaborative, cross-system coordination with the purpose of preventing overprescribing, opioid misuse, or opioid overdoses, treating those with OUD and any co-occurring SUD/MH conditions, supporting them in treatment or recovery, connecting them to care, or implementing other strategies to abate the opioid epidemic described in this opioid abatement strategy list.
4. Provide resources to staff government oversight and management of opioid abatement programs.

**K. TRAINING**

In addition to the training referred to throughout this document, support training to abate the opioid epidemic through activities, programs, or strategies that may include, but are not limited to, those that:

1. Provide funding for staff training or networking programs and services to improve the capability of government, community, and not-for-profit entities to abate the opioid crisis.
2. Support infrastructure and staffing for collaborative cross-system coordination to prevent opioid misuse, prevent overdoses, and treat those with OUD and any co-occurring SUD/MH conditions, or implement other strategies to abate the opioid epidemic described in this opioid abatement strategy list (*e.g.*, health care, primary care, pharmacies, PDMPs, etc.).

**L. RESEARCH**

Support opioid abatement research that may include, but is not limited to, the following:

1. Monitoring, surveillance, data collection and evaluation of programs and strategies described in this opioid abatement strategy list.
2. Research non-opioid treatment of chronic pain.
3. Research on improved service delivery for modalities such as SBIRT that demonstrate promising but mixed results in populations vulnerable to opioid use disorders.

4. Research on novel harm reduction and prevention efforts such as the provision of fentanyl test strips.
5. Research on innovative supply-side enforcement efforts such as improved detection of mail-based delivery of synthetic opioids.
6. Expanded research on swift/certain/fair models to reduce and deter opioid misuse within criminal justice populations that build upon promising approaches used to address other substances (*e.g.*, Hawaii HOPE and Dakota 24/7).
7. Epidemiological surveillance of OUD-related behaviors in critical populations, including individuals entering the criminal justice system, including, but not limited to approaches modeled on the Arrestee Drug Abuse Monitoring (“ADAM”) system.
8. Qualitative and quantitative research regarding public health risks and harm reduction opportunities within illicit drug markets, including surveys of market participants who sell or distribute illicit opioids.
9. Geospatial analysis of access barriers to MAT and their association with treatment engagement and treatment outcomes.

**EXHIBIT F**

**List of States and Overall Allocation Percentages**

<b>Alabama</b>	1.6419290312%
<b>Alaska</b>	0.2584550539%
<b>American Samoa</b>	0.0174042885%
<b>Arizona</b>	2.3755949882%
<b>Arkansas</b>	0.9663486633%
<b>California</b>	9.9213830698%
<b>Colorado</b>	1.6616291219%
<b>Connecticut</b>	1.3343523420%
<b>Delaware</b>	0.4900019063%
<b>District of Columbia</b>	0.2048876457%
<b>Florida</b>	7.0259134409%
<b>Georgia</b>	2.7882080114%
<b>Guam</b>	0.0509264160%
<b>Hawaii</b>	0.3418358185%
<b>Idaho</b>	0.5254331620%
<b>Illinois</b>	3.3263363702%
<b>Indiana</b>	2.2168933059%
<b>Iowa</b>	0.7579283477%
<b>Kansas</b>	0.8042000625%
<b>Kentucky</b>	2.0929730531%
<b>Louisiana</b>	1.5154431983%
<b>Maine</b>	0.5613880586%
<b>Maryland</b>	2.1106090494%
<b>Massachusetts</b>	2.3035761083%
<b>Michigan</b>	3.4020234989%
<b>Minnesota</b>	1.2972597706%
<b>Mississippi</b>	0.8898883053%
<b>Missouri</b>	2.0056475170%
<b>Montana</b>	0.3421667920%
<b>N. Mariana Islands</b>	0.0185877315%
<b>Nebraska</b>	0.4291907949%
<b>Nevada</b>	1.2486754235%
<b>New Hampshire</b>	0.6258752503%
<b>New Jersey</b>	2.7551354545%
<b>New Mexico</b>	0.8557238713%
<b>New York</b>	5.3903813405%

<b>North Carolina</b>	3.2502525994%
<b>North Dakota</b>	0.1858703224%
<b>Ohio</b>	4.3567051408%
<b>Oklahoma</b>	1.5831626090%
<b>Oregon</b>	1.4236951885%
<b>Pennsylvania</b>	4.5882419559%
<b>Puerto Rico</b>	0.7263201134%
<b>Rhode Island</b>	0.4895626814%
<b>South Carolina</b>	1.5834654145%
<b>South Dakota</b>	0.2169945907%
<b>Tennessee</b>	2.6881474977%
<b>Texas</b>	6.2932157196%
<b>Utah</b>	1.1889437113%
<b>Vermont</b>	0.2844241374%
<b>Virgin Islands</b>	0.0340410553%
<b>Virginia</b>	2.2801150757%
<b>Washington</b>	2.3189040182%
<b>Wisconsin</b>	1.7582560561%
<b>Wyoming</b>	0.1954758491%

## **EXHIBIT G**

### **Subdivisions Eligible to Receive Direct Allocations from the Subdivision Fund and Default Subdivision Fund Allocation Percentages**

The Subdivisions set forth on this Exhibit G are eligible to receive direct allocations from the Subdivision Fund, if such Subdivisions are otherwise eligible to receive such funds under this Agreement. By default, the Subdivisions set forth on this Exhibit G shall include: (1) all Litigating Subdivisions that are General Purpose Governments; (2) all counties and parishes in States with functional counties or parishes; (3) all Subdivisions that are the highest level of General Purpose Government in States without functional counties or parishes; and (4) all other Subdivisions that are General Purpose Governments with a population of 10,000 or greater. A State may elect to add any additional Subdivisions to this Exhibit G at any time prior to the Initial Participation Date.

Immediately upon the effectiveness of any State-Subdivision Agreement, Allocation Statute, Statutory Trust, or voluntary redistribution allowed by Section V.D.3 (or upon the effectiveness of an amendment to any State-Subdivision Agreement, Allocation Statute, Statutory Trust, or voluntary redistribution allowed by Section V.D.3) that addresses allocation from the Subdivision Fund, whether before or after the Initial Participation Date, this Exhibit G will automatically be amended to reflect the allocation from the Subdivision Fund pursuant to the State-Subdivision Agreement, Allocation Statute, Statutory Trust, or voluntary redistribution allowed by Section V.D.3.

For the avoidance of doubt, inclusion on this Exhibit G shall not create any claim for any amount of the Settlement Fund, and no such amounts shall be allocated or distributed to any Subdivision included herein if such Subdivision does not otherwise meet all requirements to receive any such funds pursuant to this Agreement.

The Parties recognize the benefits of remediation funds reaching all communities, including through direct payments from the Subdivision Fund. However, to promote efficiency in the use of such funds and avoid administratively-burdensome disbursements that would be too small to add a meaningful abatement response, certain Subdivisions do not receive a direct allocation from the Subdivision Fund. However, such Subdivisions will benefit from Opioid Remediation in their community, and are eligible to receive direct benefits from the Abatement Accounts Fund in their State. All settlement funds, whether allocated to a Settling State, an Abatement Accounts Fund or a Subdivision listed on this Exhibit G can be used for Opioid Remediation in communities not listed herein.

As provided by Section V.D.4.c, the Allocation Percentages shown below apply to distribution of each Settling State's Subdivision Fund in the absence of a State-Subdivision Agreement, Allocation Statute, or Statutory Trust. The allocation that would have otherwise gone to General Purpose Government Subdivisions not listed below as receiving a direct allocation shall be (1) directed to the county or parish in which such Subdivision is located in Settling States with functional counties or parishes if the relevant county or parish is a Participating Subdivision or (2) to the highest-level General Purpose Government in which such Subdivision is located in Settling States without functional counties or parishes if the relevant highest-level General

Purpose Government is a Participating Subdivision. Where the relevant county, parish or highest-level General Purpose Government is not a Participating Subdivision, allocations of General Purpose Subdivisions not listed below as eligible to become Participating Subdivisions shall be allocated pursuant to Section VII.I. The redirecting of funds described in this paragraph is intended to promote the efficient use of Opioid Remediation funds while keeping, where possible, local control of the distribution of those funds.

Allocations are subject to change pursuant to a State-Subdivision Agreement, Allocation Statute, Statutory Trust, or voluntary redistribution.

**Subdivisions with Consolidated Allocations - Qualified Subdivisions Only**

<b>State ID</b>	<b>Qualifying Subdivision</b>	<b>Consolidated State Allocation</b>
AL1	Abbeville City, Alabama	0.0667119585%
AL2	Alabaster City, Alabama	0.6171889697%
AL3	Albertville City, Alabama	0.3733736921%
AL4	Alexander City, Alabama	0.3851486869%
AL5	Anniston City, Alabama	0.9944963610%
AL6	Arab City, Alabama	0.2389903171%
AL7	Argo Town, Alabama	0.0297239135%
AL8	Ashland Town, Alabama	0.0484665799%
AL9	Ashville City, Alabama	0.0223377334%
AL10	Athens City, Alabama	0.4343221616%
AL11	Attalla City, Alabama	0.2042660128%
AL12	Auburn City, Alabama	0.6130747449%
AL13	Autauga County, Alabama	0.3128274268%
AL14	Baldwin County, Alabama	2.0634748791%
AL15	Barbour County, Alabama	0.0903480172%
AL16	Berry Town, Alabama	0.0255807640%
AL17	Bessemer City, Alabama	0.7109947981%
AL18	Bibb County, Alabama	0.4085288902%
AL19	Birmingham City, Alabama	5.1951777198%
AL20	Blount County, Alabama	0.9234442662%
AL21	Boaz City, Alabama	0.2060136530%
AL22	Brent City, Alabama	0.0773896125%
AL23	Bridgeport City, Alabama	0.0018784682%
AL24	Brookwood Town, Alabama	0.0086489962%
AL25	Brundidge City, Alabama	0.0135311792%
AL26	Bullock County, Alabama	0.0796915277%
AL27	Butler County, Alabama	0.1018481869%
AL28	Butler Town, Alabama	0.0667162698%
AL29	Calera City, Alabama	0.3019414983%
AL30	Calhoun County, Alabama	0.9063882548%
AL31	Camp Hill Town, Alabama	0.0075417001%
AL32	Carbon Hill City, Alabama	0.1157840003%
AL33	Cedar Bluff Town, Alabama	0.0710934048%
AL34	Center Point City, Alabama	0.0133238453%
AL35	Centre City, Alabama	0.1794085265%
AL36	Centreville City, Alabama	0.0284520830%
AL37	Chambers County, Alabama	0.5294659792%
AL38	Chelsea City, Alabama	0.0979008483%
AL39	Cherokee County, Alabama	0.3783571512%
AL40	Cherokee Town, Alabama	0.0103977337%
AL41	Chickasaw City, Alabama	0.1001322936%
AL42	Chilton County, Alabama	0.8173656065%
AL43	Choctaw County, Alabama	0.1561299913%
AL44	Clanton City, Alabama	0.2095674884%
AL45	Clarke County, Alabama	0.2981268690%



Allocations are subject to change pursuant to a State-Subdivision  
Agreement, Allocation Statute, Statutory Trust, or voluntary redistribution.

AL46	Clay County, Alabama	0.2055803292%
AL47	Cleburne County, Alabama	0.2547084960%
AL48	Cleveland Town, Alabama	0.0158272938%
AL49	Coffee County, Alabama	0.3871019364%
AL50	Colbert County, Alabama	0.3952915058%
AL51	Conecuh County, Alabama	0.1917624100%
AL52	Coosa County, Alabama	0.1512040683%
AL53	Cordova City, Alabama	0.1187316683%
AL54	Covington County, Alabama	0.5672964503%
AL55	Crenshaw County, Alabama	0.1784911624%
AL56	Cullman City, Alabama	0.6679011044%
AL57	Cullman County, Alabama	1.1134158448%
AL58	Dadeville City, Alabama	0.0300245280%
AL59	Dale County, Alabama	0.3019563918%
AL60	Daleville City, Alabama	0.0962526030%
AL61	Dallas County, Alabama	0.2567973552%
AL62	Daphne City, Alabama	0.3989058561%
AL63	Dauphin Island Town, Alabama	0.0572637276%
AL64	De Kalb County, Alabama	0.4973559628%
AL65	Decatur City, Alabama	2.3386961003%
AL66	Demopolis City, Alabama	0.1816852795%
AL67	Dora City, Alabama	0.1147227959%
AL68	Dothan City, Alabama	1.3536717998%
AL69	Double Springs Town, Alabama	0.0996372007%
AL70	Douglas Town, Alabama	0.0012077099%
AL71	Elmore County, Alabama	0.8969718491%
AL72	Enterprise City, Alabama	0.4127585791%
AL73	Escambia County, Alabama	1.1167843731%
AL74	Etowah County, Alabama	1.2766481766%
AL75	Eufaula City, Alabama	0.2639455521%
AL76	Evergreen City, Alabama	0.0514630047%
AL77	Fairfield City, Alabama	0.1452503338%
AL78	Fairhope City, Alabama	0.2772141345%
AL79	Faunsdale Town, Alabama	0.0003422380%
AL80	Fayette City, Alabama	0.0978658877%
AL81	Fayette County, Alabama	0.1722889409%
AL82	Florence City, Alabama	1.0811433319%
AL83	Foley City, Alabama	0.4270075488%
AL84	Fort Deposit Town, Alabama	0.0064072822%
AL85	Fort Payne City, Alabama	0.7227097485%
AL86	Franklin County, Alabama	0.3576596677%
AL87	Fultondale City, Alabama	0.1183265638%
AL88	Gadsden City, Alabama	1.0385843165%
AL89	Gardendale City, Alabama	0.2060359149%
AL90	Geneva City, Alabama	0.0824269236%
AL91	Geneva County, Alabama	0.2739977555%
AL92	Georgiana Town, Alabama	0.0227624346%
AL93	Geraldine Town, Alabama	0.0136718056%
AL94	Gilbertown, Alabama	0.0025025078%

Allocations are subject to change pursuant to a State-Subdivision Agreement, Allocation Statute, Statutory Trust, or voluntary redistribution.

AL95	Grant Town, Alabama	0.0211355106%
AL96	Graysville City, Alabama	0.0457358873%
AL97	Greene County, Alabama	0.0875741333%
AL98	Greensboro City, Alabama	0.0309843779%
AL99	Greenville City, Alabama	0.2124811365%
AL100	Guin City, Alabama	0.0314779814%
AL101	Gulf Shores City, Alabama	0.6056928761%
AL102	Guntersville City, Alabama	0.3155832033%
AL103	Gurley Town, Alabama	0.0093323748%
AL104	Hale County, Alabama	0.1637537628%
AL105	Haleyville City, Alabama	0.1770448423%
AL106	Hamilton City, Alabama	0.1121404116%
AL107	Hammondville Town, Alabama	0.0060874629%
AL108	Hartselle City, Alabama	0.0789440285%
AL109	Headland City, Alabama	0.0779554889%
AL110	Helena City, Alabama	0.1730779069%
AL111	Henagar City, Alabama	0.0426121618%
AL112	Henry County, Alabama	0.1009958841%
AL113	Homewood City, Alabama	0.4850077231%
AL114	Hoover City, Alabama	1.7195559976%
AL115	Houston County, Alabama	0.6936619236%
AL116	Hueytown City, Alabama	0.2414165543%
AL117	Huntsville City, Alabama	3.9595244225%
AL118	Irondale City, Alabama	0.2105232622%
AL119	Jackson County, Alabama	0.1962652779%
AL120	Jacksonville City, Alabama	0.3105081880%
AL121	Jasper City, Alabama	1.7503666697%
AL122	Jefferson County, Alabama	6.8382172586%
AL123	Killen Town, Alabama	0.0227596127%
AL124	Lamar County, Alabama	0.2021296511%
AL125	Lanett City, Alabama	0.1589197878%
AL126	Lauderdale County, Alabama	0.5802461540%
AL127	Lawrence County, Alabama	0.5631404452%
AL128	Lee County, Alabama	0.4246557010%
AL129	Leeds City, Alabama	0.1861377445%
AL130	Leesburg Town, Alabama	0.0238219145%
AL131	Leighton Town, Alabama	0.0070110196%
AL132	Level Plains Town, Alabama	0.0043528350%
AL133	Limestone County, Alabama	0.7224429188%
AL134	Lincoln City, Alabama	0.2292674962%
AL135	Linden City, Alabama	0.0213299890%
AL136	Locust Fork Town, Alabama	0.0048521608%
AL137	Louisville Town, Alabama	0.0057506336%
AL138	Lowndes County, Alabama	0.0861816651%
AL139	Luverne City, Alabama	0.0190236841%
AL140	Macon County, Alabama	0.1694431760%
AL141	Madison City, Alabama	0.5846219564%
AL142	Madison County, Alabama	1.6293910926%
AL143	Marengo County, Alabama	0.0618303242%

Allocations are subject to change pursuant to a State-Subdivision  
Agreement, Allocation Statute, Statutory Trust, or voluntary redistribution.

AL144	Marion City, Alabama	0.0292415194%
AL145	Marion County, Alabama	0.2768266672%
AL146	Marshall County, Alabama	0.9207690717%
AL147	McKenzie Town, Alabama	0.0054696942%
AL148	Midfield City, Alabama	0.0004832564%
AL149	Millbrook City, Alabama	0.3073353922%
AL150	Mobile City, Alabama	4.0071939625%
AL151	Mobile County, Alabama	3.4791001492%
AL152	Monroe County, Alabama	0.2337315625%
AL153	Monroeville City, Alabama	0.1318467688%
AL154	Montgomery City, Alabama	2.2065641592%
AL155	Montgomery County, Alabama	1.2171333286%
AL156	Moody City, Alabama	0.0449529570%
AL157	Morgan County, Alabama	0.3895218242%
AL158	Moulton City, Alabama	0.1681814574%
AL159	Mountain Brook City, Alabama	0.4426545523%
AL160	Munford Town, Alabama	0.0300193545%
AL161	Muscle Shoals City, Alabama	0.3330834343%
AL162	Nauvoo Town, Alabama	0.0232233507%
AL163	New Hope City, Alabama	0.0162383556%
AL164	Northport City, Alabama	0.5266238986%
AL165	Oakman Town, Alabama	0.0520189259%
AL166	Oneonta City, Alabama	0.3357228843%
AL167	Opelika City, Alabama	0.6661958717%
AL168	Opp City, Alabama	0.1150332087%
AL169	Orange Beach City, Alabama	0.3652233162%
AL170	Oxford City, Alabama	0.4374960548%
AL171	Ozark City, Alabama	0.3662502655%
AL172	Parrish Town, Alabama	0.1450906593%
AL173	Pelham City, Alabama	0.8534195126%
AL174	Pell City, Alabama	0.5517832536%
AL175	Perry County, Alabama	0.0631687837%
AL176	Phenix City, Alabama	0.7771409586%
AL177	Pickens County, Alabama	0.3558519831%
AL178	Piedmont City, Alabama	0.1781464160%
AL179	Pike County, Alabama	0.0368936669%
AL180	Pike Road Town, Alabama	0.0143829333%
AL181	Pleasant Grove City, Alabama	0.0641682975%
AL182	Powell Town, Alabama	0.0065863967%
AL183	Prattville City, Alabama	0.7490442043%
AL184	Priceville Town, Alabama	0.0151182042%
AL185	Prichard City, Alabama	0.1366181125%
AL186	Ragland Town, Alabama	0.0188691047%
AL187	Rainbow City, Alabama	0.1671141388%
AL188	Rainsville City, Alabama	0.2336182932%
AL189	Randolph County, Alabama	0.3557811211%
AL190	Red Bay City, Alabama	0.0779028128%
AL191	Robertsdale City, Alabama	0.1063320852%
AL192	Rockford Town, Alabama	0.0073077147%

Allocations are subject to change pursuant to a State-Subdivision Agreement, Allocation Statute, Statutory Trust, or voluntary redistribution.

AL193	Russell County, Alabama	0.2115303795%
AL194	Russellville City, Alabama	0.3934484686%
AL195	Saraland City, Alabama	0.3084999108%
AL196	Satsuma City, Alabama	0.0777247957%
AL197	Scottsboro City, Alabama	0.8238374013%
AL198	Selma City, Alabama	0.3277085100%
AL199	Sheffield City, Alabama	0.1998144101%
AL200	Shelby County, Alabama	2.0952362298%
AL201	Sipsey Town, Alabama	0.0466668907%
AL202	Slocomb City, Alabama	0.0549263030%
AL203	Spanish Fort City, Alabama	0.0364976554%
AL204	Springville City, Alabama	0.0717767051%
AL205	St Clair County, Alabama	1.2885695986%
AL206	Sumiton City, Alabama	0.2887687049%
AL207	Sumter County, Alabama	0.1466740785%
AL208	Sweet Water Town, Alabama	0.0003724954%
AL209	Sylacauga City, Alabama	0.2865998126%
AL210	Talladega City, Alabama	0.2833254271%
AL211	Talladega County, Alabama	0.7605670279%
AL212	Tallapoosa County, Alabama	0.2417311217%
AL213	Tarrant City, Alabama	0.1142189236%
AL214	Thomasville City, Alabama	0.1099082609%
AL215	Troy City, Alabama	0.4075231055%
AL216	Trussville City, Alabama	0.3035362052%
AL217	Tuscaloosa City, Alabama	2.4225445737%
AL218	Tuscaloosa County, Alabama	1.2570515614%
AL219	Tuscumbia City, Alabama	0.1046901892%
AL220	Tuskegee City, Alabama	0.1139634601%
AL221	Union Springs City, Alabama	0.0525288339%
AL222	Uniontown, Alabama	0.0225281356%
AL223	Vance Town, Alabama	0.0119552851%
AL224	Vernon City, Alabama	0.0393683473%
AL225	Vestavia Hills City, Alabama	0.3828440282%
AL226	Walker County, Alabama	1.8171292663%
AL227	Washington County, Alabama	0.2003164794%
AL228	Weaver City, Alabama	0.0524883078%
AL229	West Blocton Town, Alabama	0.0502179042%
AL230	Wilcox County, Alabama	0.1091455545%
AL231	Winfield City, Alabama	0.2361910358%
AL232	Winston County, Alabama	0.2200911901%
AL233	Woodville Town, Alabama	0.0005726961%
AL234	Yellow Bluff Town, Alabama	0.0036386502%

AK1	Anchorage Municipality, Alaska	47.6578000000%
AK2	Fairbanks City, Alaska	5.1226000000%
AK3	Fairbanks North Star Borough, Alaska	10.9627000000%
AK4	Juneau City and Borough, Alaska	5.2324000000%
AK5	Kenai Peninsula Borough, Alaska	9.4922000000%
AK6	Ketchikan Gateway Borough, Alaska	2.2406000000%
AK7	Kodiak Island Borough, Alaska	2.1839000000%
AK8	Matanuska-Susitna Borough, Alaska	15.4726000000%
AK9	Wasilla City, Alaska	1.6351000000%

AZ1	Apache County, Arizona	0.3907470000%
AZ2	Apache Junction City, Arizona	0.2201340000%
AZ3	Avondale City, Arizona	0.5677140000%
AZ4	Benson City, Arizona	0.0652960000%
AZ5	Bisbee City, Arizona	0.0643685000%
AZ6	Buckeye City, Arizona	0.2664780000%
AZ7	Bullhead City, Arizona	0.6416380000%
AZ8	Camp Verde Town, Arizona	0.0416227000%
AZ9	Carefree Town, Arizona	0.0231720000%
AZ10	Casa Grande City, Arizona	0.2125144000%
AZ11	Cave Creek Town, Arizona	0.0347580000%
AZ12	Chandler City, Arizona	1.6567980000%
AZ13	Chino Valley Town, Arizona	0.0291788000%
AZ14	Clarkdale Town, Arizona	0.0308952000%
AZ15	Clifton Town, Arizona	0.0102870000%
AZ16	Cochise County, Arizona	1.1773685000%
AZ17	Coconino County, Arizona	1.2011808000%
AZ18	Colorado City Town, Arizona	0.0298778000%
AZ19	Coolidge City, Arizona	0.0644448000%
AZ20	Cottonwood City, Arizona	0.2098299000%
AZ21	Dewey-Humboldt Town, Arizona	0.0660814000%
AZ22	Douglas City, Arizona	0.1565620000%
AZ23	Duncan Town, Arizona	0.0002520000%
AZ24	Eagar Town, Arizona	0.1425540000%
AZ25	El Mirage City, Arizona	0.2259270000%
AZ26	Eloy City, Arizona	1.3418328000%
AZ27	Flagstaff City, Arizona	0.3114360000%
AZ28	Florence Town, Arizona	0.0456484000%
AZ29	Fountain Hills Town, Arizona	0.0984810000%
AZ30	Fredonia Town, Arizona	0.0052328000%
AZ31	Gila Bend Town, Arizona	0.0173790000%
AZ32	Gila County, Arizona	0.7780446000%
AZ33	Gilbert Town, Arizona	0.9906030000%
AZ34	Glendale City, Arizona	1.5235590000%
AZ35	Globe City, Arizona	0.1168266000%
AZ36	Goodyear City, Arizona	0.4402680000%
AZ37	Graham County, Arizona	0.4476494000%
AZ38	Greenlee County, Arizona	0.0794610000%
AZ39	Guadalupe Town, Arizona	0.0000000000%
AZ40	Hayden Town, Arizona	0.0263802000%
AZ41	Holbrook City, Arizona	0.0575625000%
AZ42	Huachuca City Town, Arizona	0.0168805000%
AZ43	Jerome Town, Arizona	0.0012873000%
AZ44	Kearny Town, Arizona	0.0107408000%
AZ45	Kingman City, Arizona	0.4853918000%
AZ46	La Paz County, Arizona	0.2670171000%
AZ47	Lake Havasu City, Arizona	0.6793526000%
AZ48	Litchfield Park City, Arizona	0.0231720000%
AZ49	Mammoth Town, Arizona	0.0061376000%

AZ50	Marana Town, Arizona	0.3841282000%
AZ51	Maricopa City, Arizona	0.1047228000%
AZ52	Maricopa County, Arizona	29.8513290000%
AZ53	Mesa City, Arizona	3.5105580000%
AZ54	Miami Town, Arizona	0.0309482000%
AZ55	Mohave County, Arizona	3.0617398000%
AZ56	Navajo County, Arizona	1.0789515000%
AZ57	Nogales City, Arizona	0.0834350000%
AZ58	Oro Valley Town, Arizona	0.3207284000%
AZ59	Page City, Arizona	0.0575608000%
AZ60	Paradise Valley Town, Arizona	0.1969620000%
AZ61	Parker Town, Arizona	0.0156219000%
AZ62	Patagonia Town, Arizona	0.0024790000%
AZ63	Payson Town, Arizona	0.1846614000%
AZ64	Peoria City, Arizona	0.8747430000%
AZ65	Phoenix City, Arizona	12.3275040000%
AZ66	Pima County, Arizona	13.4612693000%
AZ67	Pima Town, Arizona	0.0159618000%
AZ68	Pinal County, Arizona	2.0334636000%
AZ69	Pinetop-Lakeside Town, Arizona	0.0729125000%
AZ70	Prescott City, Arizona	0.5917289000%
AZ71	Prescott Valley Town, Arizona	0.3471419000%
AZ72	Quartzsite Town, Arizona	0.0183911000%
AZ73	Queen Creek Town, Arizona	0.0637230000%
AZ74	Safford City, Arizona	0.1929077000%
AZ75	Sahuarita Town, Arizona	0.1510407000%
AZ76	San Luis City, Arizona	0.0963840000%
AZ77	Santa Cruz County, Arizona	0.2840860000%
AZ78	Scottsdale City, Arizona	2.3114070000%
AZ79	Sedona City, Arizona	0.0690392000%
AZ80	Show Low City, Arizona	0.1441365000%
AZ81	Sierra Vista City, Arizona	0.3084865000%
AZ82	Snowflake Town, Arizona	0.0451290000%
AZ83	Somerton City, Arizona	0.0449792000%
AZ84	South Tucson City, Arizona	0.0578057000%
AZ85	Springerville Town, Arizona	0.0740370000%
AZ86	St. Johns City, Arizona	0.0826620000%
AZ87	Star Valley Town, Arizona	0.0039970000%
AZ88	Superior Town, Arizona	0.0168784000%
AZ89	Surprise City, Arizona	0.5677140000%
AZ90	Taylor Town, Arizona	0.0411380000%
AZ91	Tempe City, Arizona	1.8943110000%
AZ92	Thatcher Town, Arizona	0.0624092000%
AZ93	Tolleson City, Arizona	0.1564110000%
AZ94	Tombstone City, Arizona	0.0215180000%
AZ95	Tucson City, Arizona	4.2720277000%
AZ96	Tusayan Town, Arizona	0.0113096000%
AZ97	Wellton Town, Arizona	0.0122488000%
AZ98	Wickenburg Town, Arizona	0.0579300000%

AZ99	Willcox City, Arizona	0.0443345000%
AZ100	Williams City, Arizona	0.0324096000%
AZ101	Winkelman Town, Arizona	0.0011420000%
AZ102	Winslow City, Arizona	0.0950165000%
AZ103	Yavapai County, Arizona	2.9740921000%
AZ104	Youngtown, Arizona	0.0289650000%
AZ105	Yuma City, Arizona	0.5285056000%
AZ106	Yuma County, Arizona	1.3258824000%



Allocations are subject to change pursuant to a State-Subdivision Agreement, Allocation Statute, Statutory Trust, or voluntary redistribution.

AR1	Adona City, Arkansas	0.0020790506%
AR2	Alexander City, Arkansas	0.0103476018%
AR3	Alicia Town, Arkansas	0.0002309579%
AR4	Allport Town, Arkansas	0.0026587350%
AR5	Alma City, Arkansas	0.1875236673%
AR6	Almyra Town, Arkansas	0.0010881066%
AR7	Alpena Town, Arkansas	0.0141319347%
AR8	Altheimer City, Arkansas	0.0071081808%
AR9	Altus City, Arkansas	0.0161149675%
AR10	Amagon Town, Arkansas	0.0016587759%
AR11	Amity City, Arkansas	0.0105947297%
AR12	Antoine Town, Arkansas	0.0010576270%
AR13	Arkadelphia City, Arkansas	0.2710593166%
AR14	Arkansas City, Arkansas	0.0026365550%
AR15	Arkansas County, Arkansas	0.2296669059%
AR16	Ash Flat City, Arkansas	0.0560964456%
AR17	Ashdown City, Arkansas	0.0210645360%
AR18	Ashley County, Arkansas	0.3024558569%
AR19	Atkins City, Arkansas	0.0507540769%
AR20	Aubrey Town, Arkansas	0.0021166850%
AR21	Augusta City, Arkansas	0.0134645321%
AR22	Austin City, Arkansas	0.0201747613%
AR23	Avoca Town, Arkansas	0.0030227727%
AR24	Bald Knob City, Arkansas	0.1048227005%
AR25	Banks Town, Arkansas	0.0006822846%
AR26	Barling City, Arkansas	0.1588678563%
AR27	Bassett Town, Arkansas	0.0011499243%
AR28	Batesville City, Arkansas	0.1318965785%
AR29	Bauxite Town, Arkansas	0.0049816222%
AR30	Baxter County, Arkansas	0.8761971230%
AR31	Bay City, Arkansas	0.0250493472%
AR32	Bearden City, Arkansas	0.0161101022%
AR33	Beaver Town, Arkansas	0.0051365958%
AR34	Beebe City, Arkansas	0.2412092213%
AR35	Beedeville Town, Arkansas	0.0018030172%
AR36	Bella Vista City, Arkansas	0.5136648745%
AR37	Bellefonte Town, Arkansas	0.0008435545%
AR38	Belleville City, Arkansas	0.0050880860%
AR39	Ben Lomond Town, Arkansas	0.0012499489%
AR40	Benton City, Arkansas	1.3762616667%
AR41	Benton County, Arkansas	2.1391978253%
AR42	Bentonville City, Arkansas	1.3212148347%
AR43	Bergman Town, Arkansas	0.0080191338%
AR44	Berryville City, Arkansas	0.1767673815%
AR45	Bethel Heights City, Arkansas	0.0550911920%
AR46	Big Flat Town, Arkansas	0.0005552148%
AR47	Bigelow Town, Arkansas	0.0028351731%
AR48	Biggers Town, Arkansas	0.0002571446%
AR49	Birdsong Town, Arkansas	0.0001210597%

Allocations are subject to change pursuant to a State-Subdivision Agreement, Allocation Statute, Statutory Trust, or voluntary redistribution.

AR50	Black Oak Town, Arkansas	0.0003079439%
AR51	Black Rock City, Arkansas	0.0020552966%
AR52	Black Springs Town, Arkansas	0.0007714338%
AR53	Blevins City, Arkansas	0.0042289340%
AR54	Blue Eye Town, Arkansas	0.0007084713%
AR55	Blue Mountain Town, Arkansas	0.0023457827%
AR56	Bluff City Town, Arkansas	0.0001956131%
AR57	Blytheville City, Arkansas	0.3444881956%
AR58	Bodcaw Town, Arkansas	0.0004892473%
AR59	Bonanza City, Arkansas	0.0271534397%
AR60	Bono City, Arkansas	0.0166311169%
AR61	Boone County, Arkansas	0.6844345049%
AR62	Booneville City, Arkansas	0.2395670446%
AR63	Bradford City, Arkansas	0.0196136795%
AR64	Bradley City, Arkansas	0.0127167093%
AR65	Bradley County, Arkansas	0.0903557767%
AR66	Branch City, Arkansas	0.0001595527%
AR67	Briarcliff City, Arkansas	0.0001841653%
AR68	Brinkley City, Arkansas	0.0788794288%
AR69	Brookland City, Arkansas	0.0336729211%
AR70	Bryant City, Arkansas	1.0536173112%
AR71	Buckner City, Arkansas	0.0065180504%
AR72	Bull Shoals City, Arkansas	0.0692543217%
AR73	Burdette Town, Arkansas	0.0001210597%
AR74	Cabot City, Arkansas	0.9626014299%
AR75	Caddo Valley Town, Arkansas	0.0447599031%
AR76	Caldwell Town, Arkansas	0.0042239256%
AR77	Cale Town, Arkansas	0.0007827384%
AR78	Calhoun County, Arkansas	0.1397959405%
AR79	Calico Rock City, Arkansas	0.0024459503%
AR80	Calion City, Arkansas	0.0029361993%
AR81	Camden City, Arkansas	0.4098542963%
AR82	Cammack Village City, Arkansas	0.0112054660%
AR83	Campbell Station City, Arkansas	0.0043090681%
AR84	Caraway City, Arkansas	0.0225855098%
AR85	Carlisle City, Arkansas	0.1468534652%
AR86	Carroll County, Arkansas	0.5928260605%
AR87	Carthage City, Arkansas	0.0016610654%
AR88	Casa Town, Arkansas	0.0015121018%
AR89	Cash Town, Arkansas	0.0012319187%
AR90	Caulksville Town, Arkansas	0.0006928738%
AR91	Cave City, Arkansas	0.0850463202%
AR92	Cave Springs City, Arkansas	0.0320796835%
AR93	Cedarville City, Arkansas	0.0178802072%
AR94	Centerton City, Arkansas	0.1131077079%
AR95	Central City Town, Arkansas	0.0174268772%
AR96	Charleston City, Arkansas	0.0410054775%
AR97	Cherokee Village City, Arkansas	0.2125413902%
AR98	Cherry Valley City, Arkansas	0.0081466329%

Allocations are subject to change pursuant to a State-Subdivision Agreement, Allocation Statute, Statutory Trust, or voluntary redistribution.

AR99	Chester Town, Arkansas	0.0004361585%
AR100	Chicot County, Arkansas	0.2832352637%
AR101	Chidester City, Arkansas	0.0007419559%
AR102	Clarendon City, Arkansas	0.0270484068%
AR103	Clark County, Arkansas	0.3342708117%
AR104	Clarksville City, Arkansas	0.2458837581%
AR105	Clay County, Arkansas	0.0488217003%
AR106	Cleburne County, Arkansas	0.3503158049%
AR107	Cleveland County, Arkansas	0.1143679597%
AR108	Clinton City, Arkansas	0.0824034689%
AR109	Coal Hill City, Arkansas	0.1328713526%
AR110	Colt City, Arkansas	0.0085205444%
AR111	Columbia County, Arkansas	0.0678054686%
AR112	Concord Town, Arkansas	0.0150785188%
AR113	Conway City, Arkansas	2.0922743015%
AR114	Conway County, Arkansas	0.5138971203%
AR115	Corning City, Arkansas	0.0191809554%
AR116	Cotter City, Arkansas	0.0233925747%
AR117	Cotton Plant City, Arkansas	0.0024986099%
AR118	Cove Town, Arkansas	0.0001777260%
AR119	Coy Town, Arkansas	0.0078196572%
AR120	Craighead County, Arkansas	0.9265189050%
AR121	Crawford County, Arkansas	0.9565887967%
AR122	Crawfordsville Town, Arkansas	0.0037229444%
AR123	Crittenden County, Arkansas	0.4875667723%
AR124	Cross County, Arkansas	0.3114968436%
AR125	Crossett City, Arkansas	0.2482926464%
AR126	Cushman City, Arkansas	0.0031235127%
AR127	Daisy Town, Arkansas	0.0019036142%
AR128	Dallas County, Arkansas	0.1170103816%
AR129	Damascus Town, Arkansas	0.0328833141%
AR130	Danville City, Arkansas	0.0554598088%
AR131	Dardanelle City, Arkansas	0.1270318663%
AR132	Datto Town, Arkansas	0.0002041989%
AR133	De Queen City, Arkansas	0.1825177187%
AR134	Decatur City, Arkansas	0.0461206088%
AR135	Delaplaine Town, Arkansas	0.0012409338%
AR136	Delight City, Arkansas	0.0019036142%
AR137	Dell Town, Arkansas	0.0049627334%
AR138	Denning Town, Arkansas	0.0066893371%
AR139	Dermott City, Arkansas	0.0098811069%
AR140	Des Arc City, Arkansas	0.0461902968%
AR141	Desha County, Arkansas	0.1880442527%
AR142	Dewitt City, Arkansas	0.0561472449%
AR143	Diamond City, Arkansas	0.0067481498%
AR144	Diaz City, Arkansas	0.0144799456%
AR145	Dierks City, Arkansas	0.0109843817%
AR146	Donaldson Town, Arkansas	0.0097288521%
AR147	Dover City, Arkansas	0.0357561215%

Allocations are subject to change pursuant to a State-Subdivision Agreement, Allocation Statute, Statutory Trust, or voluntary redistribution.

AR148	Drew County, Arkansas	0.4312385101%
AR149	Dumas City, Arkansas	0.0345209116%
AR150	Dyer City, Arkansas	0.0039248537%
AR151	Dyess Town, Arkansas	0.0004842389%
AR152	Earle City, Arkansas	0.0169920066%
AR153	East Camden Town, Arkansas	0.0077825952%
AR154	Edmondson Town, Arkansas	0.0080664988%
AR155	Egypt Town, Arkansas	0.0007186312%
AR156	El Dorado City, Arkansas	0.7549722601%
AR157	Elaine City, Arkansas	0.0061272536%
AR158	Elkins City, Arkansas	0.0584820092%
AR159	Elm Springs City, Arkansas	0.0169270407%
AR160	Emerson Town, Arkansas	0.0007712907%
AR161	Emmet City, Arkansas	0.0006732695%
AR162	England City, Arkansas	0.1277733929%
AR163	Enola Town, Arkansas	0.0166283981%
AR164	Etowah Town, Arkansas	0.0016945500%
AR165	Eudora City, Arkansas	0.0090127967%
AR166	Eureka Springs City, Arkansas	0.3891361972%
AR167	Evening Shade City, Arkansas	0.0112877465%
AR168	Everton Town, Arkansas	0.0023825585%
AR169	Fairfield Bay City, Arkansas	0.0994183710%
AR170	Fargo Town, Arkansas	0.0003540210%
AR171	Farmington City, Arkansas	0.0908450240%
AR172	Faulkner County, Arkansas	1.0072116540%
AR173	Fayetteville City, Arkansas	2.1103658624%
AR174	Felsenthal Town, Arkansas	0.0017181610%
AR175	Fifty-Six City, Arkansas	0.0004614866%
AR176	Fisher City, Arkansas	0.0019605666%
AR177	Flippin City, Arkansas	0.0956901320%
AR178	Fordyce City, Arkansas	0.0545063561%
AR179	Foreman City, Arkansas	0.0020583016%
AR180	Forrest City, Arkansas	0.2961090931%
AR181	Fort Smith City, Arkansas	3.8434930088%
AR182	Fouke City, Arkansas	0.0054372418%
AR183	Fountain Hill Town, Arkansas	0.0007150537%
AR184	Fountain Lake Town, Arkansas	0.0028270166%
AR185	Fourche Town, Arkansas	0.0009659021%
AR186	Franklin County, Arkansas	0.5981687154%
AR187	Franklin Town, Arkansas	0.0147063245%
AR188	Fredonia (Biscoe) Town, Arkansas	0.0078030580%
AR189	Friendship Town, Arkansas	0.0051302995%
AR190	Fulton County, Arkansas	0.4958178657%
AR191	Fulton Town, Arkansas	0.0066352466%
AR192	Garfield Town, Arkansas	0.0074476060%
AR193	Garland County, Arkansas	1.7344021372%
AR194	Garland Town, Arkansas	0.0002891982%
AR195	Garner Town, Arkansas	0.0077934705%
AR196	Gassville City, Arkansas	0.0727563250%

Allocations are subject to change pursuant to a State-Subdivision Agreement, Allocation Statute, Statutory Trust, or voluntary redistribution.

AR197	Gateway Town, Arkansas	0.0062878080%
AR198	Gentry City, Arkansas	0.0904861377%
AR199	Georgetown, Arkansas	0.0040265954%
AR200	Gilbert Town, Arkansas	0.0024831554%
AR201	Gillett City, Arkansas	0.0114616089%
AR202	Gillham Town, Arkansas	0.0013801668%
AR203	Gilmore City, Arkansas	0.0000954454%
AR204	Glenwood City, Arkansas	0.0480021861%
AR205	Goshen Town, Arkansas	0.0031660124%
AR206	Gosnell City, Arkansas	0.0272347186%
AR207	Gould City, Arkansas	0.0171248002%
AR208	Grady City, Arkansas	0.0313103962%
AR209	Grannis City, Arkansas	0.0009242610%
AR210	Grant County, Arkansas	0.2664481715%
AR211	Gravette City, Arkansas	0.0803454535%
AR212	Green Forest City, Arkansas	0.1176088116%
AR213	Greenbrier City, Arkansas	0.0720066419%
AR214	Greene County, Arkansas	0.5298528213%
AR215	Greenland City, Arkansas	0.0237445924%
AR216	Greenway City, Arkansas	0.0004757962%
AR217	Greenwood City, Arkansas	0.2310067194%
AR218	Greers Ferry City, Arkansas	0.0499860774%
AR219	Griffithville Town, Arkansas	0.0045461792%
AR220	Grubbs City, Arkansas	0.0056885194%
AR221	Guion Town, Arkansas	0.0188333737%
AR222	Gum Springs Town, Arkansas	0.0030512489%
AR223	Gurdon City, Arkansas	0.0633258293%
AR224	Guy City, Arkansas	0.0155481618%
AR225	Hackett City, Arkansas	0.0171567108%
AR226	Hamburg City, Arkansas	0.0524650830%
AR227	Hampton City, Arkansas	0.0149258347%
AR228	Hardy City, Arkansas	0.0225704847%
AR229	Harrell Town, Arkansas	0.0015608978%
AR230	Harrisburg City, Arkansas	0.0610374284%
AR231	Harrison City, Arkansas	0.7509041666%
AR232	Hartford City, Arkansas	0.0079703379%
AR233	Hartman City, Arkansas	0.0041808536%
AR234	Haskell City, Arkansas	0.0719017520%
AR235	Hatfield Town, Arkansas	0.0003119506%
AR236	Havana City, Arkansas	0.0028832535%
AR237	Haynes Town, Arkansas	0.0021807923%
AR238	Hazen City, Arkansas	0.0648458015%
AR239	Heber Springs City, Arkansas	0.3767547633%
AR240	Hector Town, Arkansas	0.0046732490%
AR241	Helena-West Helena City, Arkansas	0.1739214762%
AR242	Hempstead County, Arkansas	0.2734659153%
AR243	Hermitage City, Arkansas	0.0121839606%
AR244	Hickory Ridge City, Arkansas	0.0037770349%
AR245	Higden Town, Arkansas	0.0085654767%

Allocations are subject to change pursuant to a State-Subdivision Agreement, Allocation Statute, Statutory Trust, or voluntary redistribution.

AR246	Higginson Town, Arkansas	0.0151972889%
AR247	Highfill Town, Arkansas	0.0156011076%
AR248	Highland City, Arkansas	0.0298718460%
AR249	Hindsville Town, Arkansas	0.0033816590%
AR250	Holland City, Arkansas	0.0148864831%
AR251	Holly Grove City, Arkansas	0.0044608936%
AR252	Hope City, Arkansas	0.2248866206%
AR253	Horatio City, Arkansas	0.0029417800%
AR254	Horseshoe Bend City, Arkansas	0.1112109623%
AR255	Horseshoe Lake Town, Arkansas	0.0014319677%
AR256	Hot Spring County, Arkansas	0.4782149797%
AR257	Hot Springs City, Arkansas	3.5617977507%
AR258	Houston Town, Arkansas	0.0052922849%
AR259	Howard County, Arkansas	0.1730249760%
AR260	Hoxie City, Arkansas	0.0120318489%
AR261	Hughes City, Arkansas	0.0113608689%
AR262	Humnoke City, Arkansas	0.0148176536%
AR263	Humphrey City, Arkansas	0.0142685920%
AR264	Hunter Town, Arkansas	0.0001735762%
AR265	Huntington City, Arkansas	0.0062142563%
AR266	Huntsville City, Arkansas	0.0854508543%
AR267	Huttig City, Arkansas	0.0090756161%
AR268	Imboden Town, Arkansas	0.0007621325%
AR269	Independence County, Arkansas	1.0893020276%
AR270	Izard County, Arkansas	0.5513048629%
AR271	Jackson County, Arkansas	0.1817241049%
AR272	Jacksonport Town, Arkansas	0.0050680525%
AR273	Jacksonville City, Arkansas	2.6389305280%
AR274	Jasper City, Arkansas	0.0070526594%
AR275	Jefferson County, Arkansas	0.5992841535%
AR276	Jennette Town, Arkansas	0.0012409338%
AR277	Jericho Town, Arkansas	0.0009641849%
AR278	Jerome Town, Arkansas	0.0001957562%
AR279	Johnson City, Arkansas	0.1307711237%
AR280	Johnson County, Arkansas	0.3131687844%
AR281	Joiner City, Arkansas	0.0294738943%
AR282	Jonesboro City, Arkansas	2.1740597362%
AR283	Judsonia City, Arkansas	0.0470208295%
AR284	Junction City, Arkansas	0.0041819983%
AR285	Keiser City, Arkansas	0.0065363668%
AR286	Kensett City, Arkansas	0.0362397881%
AR287	Kibler City, Arkansas	0.0431741065%
AR288	Kingsland City, Arkansas	0.0062036672%
AR289	Knobel City, Arkansas	0.0009218283%
AR290	Knoxville Town, Arkansas	0.0058832739%
AR291	Lafayette County, Arkansas	0.0910619584%
AR292	Lafe Town, Arkansas	0.0028363178%
AR293	Lake City, Arkansas	0.0259733220%
AR294	Lake View City, Arkansas	0.0047133160%

Allocations are subject to change pursuant to a State-Subdivision Agreement, Allocation Statute, Statutory Trust, or voluntary redistribution.

AR295	Lake Village City, Arkansas	0.0224886334%
AR296	Lakeview City, Arkansas	0.0193402219%
AR297	Lamar City, Arkansas	0.1021685446%
AR298	Lavaca City, Arkansas	0.0302604964%
AR299	Lawrence County, Arkansas	0.4807663922%
AR300	Leachville City, Arkansas	0.0232401768%
AR301	Lead Hill Town, Arkansas	0.0069168607%
AR302	Lee County, Arkansas	0.0997278889%
AR303	Leola Town, Arkansas	0.0013687190%
AR304	Lepanto City, Arkansas	0.0682260295%
AR305	Leslie City, Arkansas	0.0254444370%
AR306	Lewisville City, Arkansas	0.0166148039%
AR307	Lincoln City, Arkansas	0.0464338472%
AR308	Lincoln County, Arkansas	0.1387881111%
AR309	Little Flock City, Arkansas	0.0530723850%
AR310	Little River County, Arkansas	0.3040825791%
AR311	Little Rock City, Arkansas	6.7135694892%
AR312	Lockesburg City, Arkansas	0.0062672021%
AR313	Logan County, Arkansas	0.5058103018%
AR314	London City, Arkansas	0.0142372538%
AR315	Lonoke City, Arkansas	0.2452247983%
AR316	Lonoke County, Arkansas	0.5956462085%
AR317	Louann Town, Arkansas	0.0002119261%
AR318	Luxora City, Arkansas	0.0119226662%
AR319	Lynn Town, Arkansas	0.0001385175%
AR320	Madison City, Arkansas	0.0058260353%
AR321	Madison County, Arkansas	0.3238546666%
AR322	Magazine City, Arkansas	0.0318730520%
AR323	Magness Town, Arkansas	0.0014179443%
AR324	Magnolia City, Arkansas	0.5824169272%
AR325	Malvern City, Arkansas	0.3835695961%
AR326	Mammoth Spring City, Arkansas	0.0072408314%
AR327	Manila City, Arkansas	0.0409124647%
AR328	Mansfield City, Arkansas	0.0007997669%
AR329	Marianna City, Arkansas	0.0846648246%
AR330	Marie Town, Arkansas	0.0009849339%
AR331	Marion City, Arkansas	0.1126915829%
AR332	Marion County, Arkansas	0.3952336867%
AR333	Marked Tree City, Arkansas	0.0992021520%
AR334	Marmaduke City, Arkansas	0.0391761304%
AR335	Marvell City, Arkansas	0.0610375715%
AR336	Maumelle City, Arkansas	0.2572012688%
AR337	Mayflower City, Arkansas	0.0608694329%
AR338	Maynard Town, Arkansas	0.0013140561%
AR339	McCaskill Town, Arkansas	0.0012894435%
AR340	McCrory City, Arkansas	0.0147483949%
AR341	McDougal Town, Arkansas	0.0001189133%
AR342	McGehee City, Arkansas	0.0429993856%
AR343	McNab Town, Arkansas	0.0009151028%

Allocations are subject to change pursuant to a State-Subdivision Agreement, Allocation Statute, Statutory Trust, or voluntary redistribution.

AR344	Melbourne City, Arkansas	0.0687295865%
AR345	Mena City, Arkansas	0.7716866592%
AR346	Menifee Town, Arkansas	0.0106144770%
AR347	Midland Town, Arkansas	0.0002701664%
AR348	Miller County, Arkansas	0.3769094507%
AR349	Mineral Springs City, Arkansas	0.0133569235%
AR350	Minturn Town, Arkansas	0.0002323889%
AR351	Mississippi County, Arkansas	0.4561503415%
AR352	Mitchellville City, Arkansas	0.0000190318%
AR353	Monette City, Arkansas	0.0230987974%
AR354	Monroe County, Arkansas	0.0751267203%
AR355	Montgomery County, Arkansas	0.2264091685%
AR356	Monticello City, Arkansas	0.0526747196%
AR357	Montrose City, Arkansas	0.0059883068%
AR358	Moorefield Town, Arkansas	0.0009616092%
AR359	Moro Town, Arkansas	0.0019858947%
AR360	Morrilton City, Arkansas	0.2597150469%
AR361	Morrison Bluff Town, Arkansas	0.0001732900%
AR362	Mount Ida City, Arkansas	0.0133550632%
AR363	Mount Pleasant Town, Arkansas	0.0122294653%
AR364	Mount Vernon Town, Arkansas	0.0071675659%
AR365	Mountain Home City, Arkansas	0.8447100025%
AR366	Mountain Pine City, Arkansas	0.0111311989%
AR367	Mountainburg City, Arkansas	0.0505877986%
AR368	Mulberry City, Arkansas	0.0839496278%
AR369	Murfreesboro City, Arkansas	0.0401878235%
AR370	Nashville City, Arkansas	0.1174004630%
AR371	Nevada County, Arkansas	0.1042972498%
AR372	Newark City, Arkansas	0.0743959259%
AR373	Newport City, Arkansas	0.2957024125%
AR374	Newton County, Arkansas	0.2538955941%
AR375	Norman Town, Arkansas	0.0054255078%
AR376	Norphlet City, Arkansas	0.0199309247%
AR377	North Little Rock City, Arkansas	1.6145764729%
AR378	Oak Grove Heights Town, Arkansas	0.0108133813%
AR379	Oak Grove Town, Arkansas	0.0031881924%
AR380	Oakhaven Town, Arkansas	0.0008458440%
AR381	Oden Town, Arkansas	0.0002086349%
AR382	Ogden City, Arkansas	0.0000829960%
AR383	Oil Trough Town, Arkansas	0.0018456600%
AR384	O'Kean Town, Arkansas	0.0001714297%
AR385	Okolona Town, Arkansas	0.0019046158%
AR386	Ola City, Arkansas	0.0262882776%
AR387	Omaha Town, Arkansas	0.0030405167%
AR388	Oppelo City, Arkansas	0.0090335457%
AR389	Osceola City, Arkansas	0.2492878833%
AR390	Ouachita County, Arkansas	0.2913601460%
AR391	Oxford City, Arkansas	0.0264156336%
AR392	Ozan Town, Arkansas	0.0011369025%



Allocations are subject to change pursuant to a State-Subdivision  
Agreement, Allocation Statute, Statutory Trust, or voluntary redistribution.

AR393	Ozark City, Arkansas	0.1131238778%
AR394	Palestine City, Arkansas	0.0190803585%
AR395	Pangburn City, Arkansas	0.0157168727%
AR396	Paragould City, Arkansas	1.0056390223%
AR397	Paris City, Arkansas	0.1616167421%
AR398	Parkdale City, Arkansas	0.0007150537%
AR399	Parkin City, Arkansas	0.0145157198%
AR400	Patmos Town, Arkansas	0.0012638292%
AR401	Patterson City, Arkansas	0.0019780244%
AR402	Pea Ridge City, Arkansas	0.1099874863%
AR403	Peach Orchard City, Arkansas	0.0002743162%
AR404	Perla Town, Arkansas	0.0015089537%
AR405	Perry County, Arkansas	0.2411764522%
AR406	Perry Town, Arkansas	0.0054813155%
AR407	Perrytown, Arkansas	0.0014218079%
AR408	Perryville City, Arkansas	0.0413931262%
AR409	Phillips County, Arkansas	0.3318178496%
AR410	Piggott City, Arkansas	0.3895380125%
AR411	Pike County, Arkansas	0.3481536152%
AR412	Pindall Town, Arkansas	0.0030350790%
AR413	Pine Bluff City, Arkansas	0.9840818047%
AR414	Pineville Town, Arkansas	0.0022012551%
AR415	Plainview City, Arkansas	0.0125505741%
AR416	Pleasant Plains Town, Arkansas	0.0024498139%
AR417	Plumerville City, Arkansas	0.0292462276%
AR418	Pocahontas City, Arkansas	0.4671181241%
AR419	Poinsett County, Arkansas	0.4009911787%
AR420	Polk County, Arkansas	0.0691418478%
AR421	Pollard City, Arkansas	0.0004521853%
AR422	Pope County, Arkansas	0.8568421621%
AR423	Portia Town, Arkansas	0.0009455824%
AR424	Portland City, Arkansas	0.0081334680%
AR425	Pottsville City, Arkansas	0.0356473681%
AR426	Powhatan Town, Arkansas	0.0001556891%
AR427	Poyen Town, Arkansas	0.0022812461%
AR428	Prairie County, Arkansas	0.1056546642%
AR429	Prairie Grove City, Arkansas	0.0877670159%
AR430	Prattsville Town, Arkansas	0.0011406231%
AR431	Prescott City, Arkansas	0.0925564594%
AR432	Pulaski County, Arkansas	2.3536109191%
AR433	Pyatt Town, Arkansas	0.0061435666%
AR434	Quitman City, Arkansas	0.0720876345%
AR435	Randolph County, Arkansas	0.0533049170%
AR436	Ratcliff City, Arkansas	0.0038192484%
AR437	Ravenden Springs Town, Arkansas	0.0001143342%
AR438	Ravenden Town, Arkansas	0.0021246984%
AR439	Rector City, Arkansas	0.0056501695%
AR440	Redfield City, Arkansas	0.0199888788%
AR441	Reed Town, Arkansas	0.0009294125%

Allocations are subject to change pursuant to a State-Subdivision Agreement, Allocation Statute, Statutory Trust, or voluntary redistribution.

AR442	Reyno City, Arkansas	0.0001714297%
AR443	Rison City, Arkansas	0.0266158258%
AR444	Rockport City, Arkansas	0.0466258829%
AR445	Roe Town, Arkansas	0.0006297682%
AR446	Rogers City, Arkansas	1.7409808606%
AR447	Rondo Town, Arkansas	0.0001282146%
AR448	Rose Bud Town, Arkansas	0.0201332633%
AR449	Rosston Town, Arkansas	0.0012719857%
AR450	Rudy Town, Arkansas	0.0043610122%
AR451	Russell Town, Arkansas	0.0072738867%
AR452	Russellville City, Arkansas	0.9171601007%
AR453	Salem City, Arkansas	0.0044962385%
AR454	Salesville City, Arkansas	0.0064404921%
AR455	Saline County, Arkansas	1.0800200662%
AR456	Scott County, Arkansas	0.3380405487%
AR457	Scranton City, Arkansas	0.0072753177%
AR458	Searcy City, Arkansas	0.9880873649%
AR459	Searcy County, Arkansas	0.2584806955%
AR460	Sebastian County, Arkansas	2.1934833834%
AR461	Sedgwick Town, Arkansas	0.0005311746%
AR462	Sevier County, Arkansas	0.2613059949%
AR463	Shannon Hills City, Arkansas	0.0498163648%
AR464	Sharp County, Arkansas	0.2811885530%
AR465	Sheridan City, Arkansas	0.2276671308%
AR466	Sherrill Town, Arkansas	0.0025761682%
AR467	Sherwood City, Arkansas	0.4241829888%
AR468	Shirley Town, Arkansas	0.0009145304%
AR469	Sidney Town, Arkansas	0.0035774152%
AR470	Siloam Springs City, Arkansas	0.7477783644%
AR471	Smackover City, Arkansas	0.0008007686%
AR472	Smithville Town, Arkansas	0.0001624146%
AR473	South Lead Hill Town, Arkansas	0.0018313504%
AR474	Sparkman City, Arkansas	0.0035065824%
AR475	Springdale City, Arkansas	2.0136786333%
AR476	Springtown, Arkansas	0.0002924895%
AR477	St Francis County, Arkansas	0.2044215163%
AR478	Stamps City, Arkansas	0.0180207281%
AR479	Star City, Arkansas	0.0564865270%
AR480	Stephens City, Arkansas	0.0116586529%
AR481	Stone County, Arkansas	0.4282031449%
AR482	Strawberry Town, Arkansas	0.0006928738%
AR483	Strong City, Arkansas	0.0029361993%
AR484	Stuttgart City, Arkansas	0.2203815101%
AR485	Subiaco Town, Arkansas	0.0109146937%
AR486	Success Town, Arkansas	0.0001784415%
AR487	Sulphur Rock Town, Arkansas	0.0032654646%
AR488	Sulphur Springs City, Arkansas	0.0120908047%
AR489	Summit City, Arkansas	0.0074467474%
AR490	Sunset Town, Arkansas	0.0016041130%

Allocations are subject to change pursuant to a State-Subdivision Agreement, Allocation Statute, Statutory Trust, or voluntary redistribution.

AR491	Swifton City, Arkansas	0.0178930859%
AR492	Taylor City, Arkansas	0.0014103602%
AR493	Texarkana City, Arkansas	0.7683955804%
AR494	Thornton City, Arkansas	0.0022437548%
AR495	Tillar City, Arkansas	0.0003265465%
AR496	Tinsman Town, Arkansas	0.0003150987%
AR497	Tollette Town, Arkansas	0.0032731918%
AR498	Tontitown City, Arkansas	0.0610355681%
AR499	Traskwood City, Arkansas	0.0177678764%
AR500	Trumann City, Arkansas	0.2319945153%
AR501	Tuckerman City, Arkansas	0.0405439909%
AR502	Tull Town, Arkansas	0.0030797252%
AR503	Tupelo Town, Arkansas	0.0005171511%
AR504	Turrell City, Arkansas	0.0090687475%
AR505	Twin Groves Town, Arkansas	0.0156102657%
AR506	Tyronza City, Arkansas	0.0382955139%
AR507	Ulm Town, Arkansas	0.0000897216%
AR508	Union County, Arkansas	0.4520045466%
AR509	Valley Springs Town, Arkansas	0.0032716177%
AR510	Van Buren City, Arkansas	1.7649031789%
AR511	Van Buren County, Arkansas	0.3641848711%
AR512	Vandervoort Town, Arkansas	0.0000659675%
AR513	Victoria Town, Arkansas	0.0005446257%
AR514	Vilonia City, Arkansas	0.1035441323%
AR515	Viola Town, Arkansas	0.0032700437%
AR516	Wabbaseka Town, Arkansas	0.0082530968%
AR517	Waldenburg Town, Arkansas	0.0023526513%
AR518	Waldo City, Arkansas	0.0028426141%
AR519	Waldron City, Arkansas	0.1501465474%
AR520	Walnut Ridge City, Arkansas	0.0315460763%
AR521	Ward City, Arkansas	0.1482609634%
AR522	Warren City, Arkansas	0.1331456688%
AR523	Washington City, Arkansas	0.0014218079%
AR524	Washington County, Arkansas	2.0141562897%
AR525	Watson City, Arkansas	0.0000569524%
AR526	Weiner City, Arkansas	0.0115016760%
AR527	Weldon Town, Arkansas	0.0015514534%
AR528	West Fork City, Arkansas	0.0278779379%
AR529	West Memphis City, Arkansas	0.6402086383%
AR530	West Point Town, Arkansas	0.0031173596%
AR531	Western Grove Town, Arkansas	0.0057204300%
AR532	Wheatley City, Arkansas	0.0050976735%
AR533	Whelen Springs Town, Arkansas	0.0002381128%
AR534	White County, Arkansas	1.0383554857%
AR535	White Hall City, Arkansas	0.0551959387%
AR536	Wickes Town, Arkansas	0.0001422380%
AR537	Widener Town, Arkansas	0.0014565804%
AR538	Wiederkehr Village City, Arkansas	0.0015955272%
AR539	Williford Town, Arkansas	0.0025041906%

Allocations are subject to change pursuant to a State-Subdivision Agreement, Allocation Statute, Statutory Trust, or voluntary redistribution.

AR540	Willisville Town, Arkansas	0.0003913692%
AR541	Wilmar City, Arkansas	0.0018078825%
AR542	Wilmot City, Arkansas	0.0171605744%
AR543	Wilson City, Arkansas	0.0038733390%
AR544	Wilton City, Arkansas	0.0002323889%
AR545	Winchester Town, Arkansas	0.0011094280%
AR546	Winslow City, Arkansas	0.0059329284%
AR547	Winthrop City, Arkansas	0.0004315794%
AR548	Woodruff County, Arkansas	0.2136270641%
AR549	Wooster Town, Arkansas	0.0052930004%
AR550	Wrightsville City, Arkansas	0.0089014675%
AR551	Wynne City, Arkansas	0.1541190523%
AR552	Yell County, Arkansas	0.5032932325%
AR553	Yellville City, Arkansas	0.0268081476%
AR554	Zinc Town, Arkansas	0.0018492375%

Allocations are subject to change pursuant to a State-Subdivision Agreement, Allocation Statute, Statutory Trust, or voluntary redistribution.

CA1	Adelanto City, California	0.0080406152%
CA2	Agoura Hills City, California	0.0048296852%
CA3	Alameda City, California	0.0687957240%
CA4	Alameda County, California	2.3171117448%
CA5	Albany City, California	0.0130032024%
CA6	Alhambra City, California	0.0414237122%
CA7	Aliso Viejo City, California	0.0137360345%
CA8	Alpine County, California	0.0013376945%
CA9	Amador County, California	0.2469295604%
CA10	American Canyon City, California	0.0165139864%
CA11	Anaheim City, California	0.5505795138%
CA12	Anderson City, California	0.0239988875%
CA13	Antioch City, California	0.0364238871%
CA14	Apple Valley Town, California	0.0250202025%
CA15	Arcadia City, California	0.0323032132%
CA16	Arcata City, California	0.0540144110%
CA17	Arroyo Grande City, California	0.0240181250%
CA18	Artesia City, California	0.0006155675%
CA19	Arvin City, California	0.0056013412%
CA20	Atascadero City, California	0.0290403594%
CA21	Atwater City, California	0.0236302829%
CA22	Auburn City, California	0.0170270863%
CA23	Avenal City, California	0.0067977759%
CA24	Azusa City, California	0.0254411432%
CA25	Bakersfield City, California	0.2108141707%
CA26	Baldwin Park City, California	0.0263665087%
CA27	Banning City, California	0.0173571525%
CA28	Barstow City, California	0.0147274861%
CA29	Beaumont City, California	0.0206488546%
CA30	Bell City, California	0.0082990762%
CA31	Bell Gardens City, California	0.0137907495%
CA32	Bellflower City, California	0.0017478033%
CA33	Belmont City, California	0.0204943997%
CA34	Benicia City, California	0.0306361343%
CA35	Berkeley City, California	0.1507814268%
CA36	Beverly Hills City, California	0.0645398168%
CA37	Blythe City, California	0.0116685845%
CA38	Brawley City, California	0.0106164547%
CA39	Brea City, California	0.0855349777%
CA40	Brentwood City, California	0.0259827742%
CA41	Buena Park City, California	0.0861931119%
CA42	Burbank City, California	0.0993184318%
CA43	Burlingame City, California	0.0184045562%
CA44	Butte County, California	1.6698730593%
CA45	Calabasas City, California	0.0059064288%
CA46	Calaveras County, California	0.2333016555%
CA47	Calexico City, California	0.0184372901%
CA48	California City, California	0.0085450399%
CA49	Camarillo City, California	0.0015463094%

Allocations are subject to change pursuant to a State-Subdivision  
Agreement, Allocation Statute, Statutory Trust, or voluntary redistribution.

CA50	Campbell City, California	0.0135813100%
CA51	Canyon Lake City, California	0.0002129762%
CA52	Capitola City, California	0.0202934925%
CA53	Carlsbad City, California	0.1267504081%
CA54	Carpinteria City, California	0.0010786309%
CA55	Carson City, California	0.0192814236%
CA56	Cathedral City, California	0.0667982142%
CA57	Ceres City, California	0.0410557736%
CA58	Cerritos City, California	0.0047883080%
CA59	Chico City, California	0.2147613426%
CA60	Chino City, California	0.0634542870%
CA61	Chino Hills City, California	0.0007702603%
CA62	Chowchilla City, California	0.0117436155%
CA63	Chula Vista City, California	0.1875126219%
CA64	Citrus Heights City, California	0.0561432052%
CA65	Claremont City, California	0.0099641409%
CA66	Clayton City, California	0.0021793699%
CA67	Clearlake City, California	0.0407484815%
CA68	Clovis City, California	0.0646982524%
CA69	Coachella City, California	0.0208805131%
CA70	Coalinga City, California	0.0118909812%
CA71	Colton City, California	0.0305802457%
CA72	Colusa County, California	0.0645681893%
CA73	Commerce City, California	0.0003582485%
CA74	Compton City, California	0.0436639822%
CA75	Concord City, California	0.0551012888%
CA76	Contra Costa County, California	2.0883105647%
CA77	Corcoran City, California	0.0129144689%
CA78	Corona City, California	0.1456442433%
CA79	Coronado City, California	0.0433287141%
CA80	Costa Mesa City, California	0.1231657826%
CA81	Covina City, California	0.0276460785%
CA82	Cudahy City, California	0.0007265676%
CA83	Culver City, California	0.0542840529%
CA84	Cupertino City, California	0.0080632149%
CA85	Cypress City, California	0.0328115076%
CA86	Daly City, California	0.0439049185%
CA87	Dana Point City, California	0.0006708852%
CA88	Danville Town, California	0.0099247461%
CA89	Davis City, California	0.0545074645%
CA90	Del Norte County, California	0.1297217340%
CA91	Delano City, California	0.0300821172%
CA92	Desert Hot Springs City, California	0.0241834278%
CA93	Diamond Bar City, California	0.0008436260%
CA94	Dinuba City, California	0.0141078110%
CA95	Dixon City, California	0.0157875932%
CA96	Downey City, California	0.0518823181%
CA97	Duarte City, California	0.0032897513%
CA98	Dublin City, California	0.0323900911%

Allocations are subject to change pursuant to a State-Subdivision Agreement, Allocation Statute, Statutory Trust, or voluntary redistribution.

CA99	East Palo Alto City, California	0.0125461339%
CA100	Eastvale City, California	0.0003306689%
CA101	El Cajon City, California	0.1126451663%
CA102	El Centro City, California	0.1571606408%
CA103	El Cerrito City, California	0.0228070521%
CA104	El Dorado County, California	0.7628798074%
CA105	El Monte City, California	0.0304948586%
CA106	El Paso De Robles (Paso Robles) City, California	0.0426476788%
CA107	El Segundo City, California	0.0323395471%
CA108	Elk Grove City, California	0.1287424148%
CA109	Emeryville City, California	0.0224147059%
CA110	Encinitas City, California	0.0602545379%
CA111	Escondido City, California	0.1438494168%
CA112	Eureka City, California	0.1162748009%
CA113	Exeter City, California	0.0039189263%
CA114	Fairfield City, California	0.1082698694%
CA115	Farmersville City, California	0.0033636086%
CA116	Fillmore City, California	0.0024493289%
CA117	Folsom City, California	0.1074891735%
CA118	Fontana City, California	0.1110712457%
CA119	Fortuna City, California	0.0321969551%
CA120	Foster City, California	0.0200409630%
CA121	Fountain Valley City, California	0.0550184551%
CA122	Fremont City, California	0.1072139174%
CA123	Fresno City, California	0.3946266471%
CA124	Fresno County, California	1.8952186144%
CA125	Fullerton City, California	0.1362988736%
CA126	Galt City, California	0.0173391204%
CA127	Garden Grove City, California	0.2114521952%
CA128	Gardena City, California	0.0335535223%
CA129	Gilroy City, California	0.0244807126%
CA130	Glendale City, California	0.1648905859%
CA131	Glendora City, California	0.0162177007%
CA132	Glenn County, California	0.1138173202%
CA133	Goleta City, California	0.0034947026%
CA134	Grand Terrace City, California	0.0061605126%
CA135	Grass Valley City, California	0.0238666834%
CA136	Greenfield City, California	0.0060998821%
CA137	Grover Beach City, California	0.0166359295%
CA138	Half Moon Bay City, California	0.0038179493%
CA139	Hanford City, California	0.0272737786%
CA140	Hawaiian Gardens City, California	0.0048932656%
CA141	Hawthorne City, California	0.0492091493%
CA142	Hayward City, California	0.1165823151%
CA143	Healdsburg City, California	0.0322071527%
CA144	Hemet City, California	0.0508926268%
CA145	Hercules City, California	0.0094435395%
CA146	Hermosa Beach City, California	0.0175326053%

Allocations are subject to change pursuant to a State-Subdivision Agreement, Allocation Statute, Statutory Trust, or voluntary redistribution.

CA147	Hesperia City, California	0.0351740062%
CA148	Highland City, California	0.0035070571%
CA149	Hillsborough Town, California	0.0132756672%
CA150	Hollister City, California	0.0271914840%
CA151	Humboldt County, California	1.0332729841%
CA152	Huntington Beach City, California	0.2455375315%
CA153	Huntington Park City, California	0.0230051045%
CA154	Imperial Beach City, California	0.0142713058%
CA155	Imperial City, California	0.0058874134%
CA156	Imperial County, California	0.2596518766%
CA157	Indio City, California	0.0552361256%
CA158	Inglewood City, California	0.0590249412%
CA159	Inyo County, California	0.0764176347%
CA160	Irvine City, California	0.1378869091%
CA161	Jurupa Valley City, California	0.0010854029%
CA162	Kerman City, California	0.0051323940%
CA163	Kern County, California	2.5107708914%
CA164	King City, California	0.0045077390%
CA165	Kings County, California	0.2912053674%
CA166	Kingsburg City, California	0.0079843460%
CA167	La Cañada Flintridge City, California	0.0030849110%
CA168	La Habra City, California	0.0593706924%
CA169	La Mesa City, California	0.0550261628%
CA170	La Mirada City, California	0.0098420234%
CA171	La Palma City, California	0.0115153508%
CA172	La Puente City, California	0.0015681795%
CA173	La Quinta City, California	0.0623482352%
CA174	La Verne City, California	0.0234299467%
CA175	Lafayette City, California	0.0055538898%
CA176	Laguna Beach City, California	0.0471335159%
CA177	Laguna Hills City, California	0.0139313591%
CA178	Laguna Niguel City, California	0.0008534589%
CA179	Laguna Woods City, California	0.0007897674%
CA180	Lake County, California	0.7897576873%
CA181	Lake Elsinore City, California	0.0208674291%
CA182	Lake Forest City, California	0.0122159407%
CA183	Lakeport City, California	0.0213147440%
CA184	Lakewood City, California	0.0048236269%
CA185	Lancaster City, California	0.0446054926%
CA186	Larkspur City, California	0.0150450552%
CA187	Lassen County, California	0.3174452703%
CA188	Lathrop City, California	0.0090970905%
CA189	Lawndale City, California	0.0021393565%
CA190	Lemon Grove City, California	0.0221898034%
CA191	Lemoore City, California	0.0159151506%
CA192	Lincoln City, California	0.0308399279%
CA193	Lindsay City, California	0.0068901728%
CA194	Livermore City, California	0.0539032682%
CA195	Livingston City, California	0.0055356197%



Allocations are subject to change pursuant to a State-Subdivision Agreement, Allocation Statute, Statutory Trust, or voluntary redistribution.

CA196	Lodi City, California	0.0530271938%
CA197	Loma Linda City, California	0.0085901283%
CA198	Lomita City, California	0.0038538551%
CA199	Lompoc City, California	0.0469819633%
CA200	Long Beach City, California	0.4360787318%
CA201	Los Alamitos City, California	0.0083477805%
CA202	Los Altos City, California	0.0124694218%
CA203	Los Angeles City, California	2.6976769698%
CA204	Los Angeles County, California	13.8854516899%
CA205	Los Banos City, California	0.0199257760%
CA206	Los Gatos Town, California	0.0124551008%
CA207	Lynwood City, California	0.0162106433%
CA208	Madera City, California	0.0384219997%
CA209	Madera County, California	0.3470859723%
CA210	Malibu City, California	0.0023250386%
CA211	Manhattan Beach City, California	0.0314545280%
CA212	Manteca City, California	0.0535068303%
CA213	Marin County, California	0.6196428338%
CA214	Marina City, California	0.0173871744%
CA215	Mariposa County, California	0.0837565181%
CA216	Martinez City, California	0.0118968492%
CA217	Marysville City, California	0.0135235182%
CA218	Maywood City, California	0.0042867855%
CA219	McFarland City, California	0.0030938240%
CA220	Mendocino County, California	0.4618719225%
CA221	Mendota City, California	0.0023387253%
CA222	Menifee City, California	0.0314805057%
CA223	Menlo Park City, California	0.0152284694%
CA224	Merced City, California	0.0604217597%
CA225	Merced County, California	0.5513809379%
CA226	Mill Valley City, California	0.0203185028%
CA227	Millbrae City, California	0.0127698310%
CA228	Milpitas City, California	0.0359710690%
CA229	Mission Viejo City, California	0.0141839997%
CA230	Modesto City, California	0.2158290940%
CA231	Modoc County, California	0.0678735622%
CA232	Mono County, California	0.0276582585%
CA233	Monrovia City, California	0.0307027280%
CA234	Montclair City, California	0.0388647471%
CA235	Montebello City, California	0.0302455961%
CA236	Monterey City, California	0.0406069679%
CA237	Monterey County, California	0.9208810768%
CA238	Monterey Park City, California	0.0309701496%
CA239	Moorpark City, California	0.0081253680%
CA240	Moraga Town, California	0.0037405712%
CA241	Moreno Valley City, California	0.1363856087%
CA242	Morgan Hill City, California	0.0150367924%
CA243	Morro Bay City, California	0.0194172278%
CA244	Mountain View City, California	0.0403732952%

Allocations are subject to change pursuant to a State-Subdivision  
Agreement, Allocation Statute, Statutory Trust, or voluntary redistribution.

CA245	Murrieta City, California	0.0475523474%
CA246	Napa City, California	0.0775574195%
CA247	Napa County, California	0.2977848225%
CA248	National City, California	0.0792489536%
CA249	Nevada County, California	0.4437006266%
CA250	Newark City, California	0.0262578400%
CA251	Newman City, California	0.0056667930%
CA252	Newport Beach City, California	0.1773838603%
CA253	Norco City, California	0.0162343848%
CA254	Norwalk City, California	0.0311568467%
CA255	Novato City, California	0.0277308629%
CA256	Oakdale City, California	0.0175587733%
CA257	Oakland City, California	0.4833072774%
CA258	Oakley City, California	0.0095829439%
CA259	Oceanside City, California	0.2115669857%
CA260	Ontario City, California	0.1777223320%
CA261	Orange City, California	0.1485700209%
CA262	Orange County, California	4.3394270261%
CA263	Orange Cove City, California	0.0042957937%
CA264	Orinda City, California	0.0046035933%
CA265	Oroville City, California	0.0780172317%
CA266	Oxnard City, California	0.1546146012%
CA267	Pacific Grove City, California	0.0090298307%
CA268	Pacifica City, California	0.0157605054%
CA269	Palm Desert City, California	0.0823451090%
CA270	Palm Springs City, California	0.0759989460%
CA271	Palmdale City, California	0.0453461910%
CA272	Palo Alto City, California	0.0389822496%
CA273	Palos Verdes Estates City, California	0.0064069522%
CA274	Paramount City, California	0.0110388545%
CA275	Parlier City, California	0.0084167531%
CA276	Pasadena City, California	0.1448543331%
CA277	Patterson City, California	0.0152734467%
CA278	Perris City, California	0.0092642488%
CA279	Petaluma City, California	0.0805405765%
CA280	Pico Rivera City, California	0.0221211004%
CA281	Piedmont City, California	0.0137634554%
CA282	Pinole City, California	0.0133816874%
CA283	Pittsburg City, California	0.0526516110%
CA284	Placentia City, California	0.0285760590%
CA285	Placer County, California	1.0391221604%
CA286	Placerville City, California	0.0154006075%
CA287	Pleasant Hill City, California	0.0128265443%
CA288	Pleasanton City, California	0.0669112760%
CA289	Plumas County, California	0.2054195413%
CA290	Pomona City, California	0.1100333576%
CA291	Port Hueneme City, California	0.0210119084%
CA292	Porterville City, California	0.0207339086%
CA293	Poway City, California	0.0616612685%

Allocations are subject to change pursuant to a State-Subdivision Agreement, Allocation Statute, Statutory Trust, or voluntary redistribution.

CA294	Rancho Cordova City, California	0.0081653178%
CA295	Rancho Cucamonga City, California	0.0831861182%
CA296	Rancho Mirage City, California	0.0520153945%
CA297	Rancho Palos Verdes City, California	0.0015258031%
CA298	Rancho Santa Margarita City, California	0.0007600469%
CA299	Red Bluff City, California	0.0142101994%
CA300	Redding City, California	0.2817191660%
CA301	Redlands City, California	0.0566068871%
CA302	Redondo Beach City, California	0.0611723543%
CA303	Redwood City, California	0.0559270889%
CA304	Reedley City, California	0.0119210665%
CA305	Rialto City, California	0.0727822590%
CA306	Richmond City, California	0.1449646513%
CA307	Ridgecrest City, California	0.0145926969%
CA308	Ripon City, California	0.0125749663%
CA309	Riverbank City, California	0.0103408497%
CA310	Riverside City, California	0.2662064641%
CA311	Riverside County, California	4.5266831219%
CA312	Rocklin City, California	0.0754700184%
CA313	Rohnert Park City, California	0.0411149610%
CA314	Rosemead City, California	0.0034098389%
CA315	Roseville City, California	0.1950516830%
CA316	Sacramento City, California	0.7166566857%
CA317	Sacramento County, California	3.7740806472%
CA318	Salinas City, California	0.0937010885%
CA319	San Anselmo Town, California	0.0094182279%
CA320	San Benito County, California	0.1059231509%
CA321	San Bernardino City, California	0.1763886658%
CA322	San Bernardino County, California	3.2559161555%
CA323	San Bruno City, California	0.0207725105%
CA324	San Buenaventura (Ventura) City, California	0.0847248626%
CA325	San Carlos City, California	0.0131386259%
CA326	San Clemente City, California	0.0082288824%
CA327	San Diego City, California	1.9627490739%
CA328	San Diego County, California	5.6818161190%
CA329	San Dimas City, California	0.0026560247%
CA330	San Fernando City, California	0.0126494263%
CA331	San Francisco City, California	3.0072582513%
CA332	San Gabriel City, California	0.0178242442%
CA333	San Jacinto City, California	0.0103683341%
CA334	San Joaquin County, California	1.6732273743%
CA335	San Jose City, California	0.2920498815%
CA336	San Juan Capistrano City, California	0.0079040656%
CA337	San Leandro City, California	0.0387629931%
CA338	San Luis Obispo City, California	0.0769605978%
CA339	San Luis Obispo County, California	0.8319426358%
CA340	San Marcos City, California	0.0885504562%
CA341	San Marino City, California	0.0089035421%

Allocations are subject to change pursuant to a State-Subdivision Agreement, Allocation Statute, Statutory Trust, or voluntary redistribution.

CA342	San Mateo City, California	0.0513806053%
CA343	San Mateo County, California	1.0886812637%
CA344	San Pablo City, California	0.0179586052%
CA345	San Rafael City, California	0.0880586555%
CA346	San Ramon City, California	0.0212919065%
CA347	Sanger City, California	0.0176325038%
CA348	Santa Ana City, California	0.4984377514%
CA349	Santa Barbara City, California	0.1212083812%
CA350	Santa Barbara County, California	1.1351865563%
CA351	Santa Clara City, California	0.0663293780%
CA352	Santa Clara County, California	2.3902526488%
CA353	Santa Clarita City, California	0.0214974604%
CA354	Santa Cruz City, California	0.1424197376%
CA355	Santa Cruz County, California	0.7777323134%
CA356	Santa Fe Springs City, California	0.0310730772%
CA357	Santa Maria City, California	0.0578177221%
CA358	Santa Monica City, California	0.1566762783%
CA359	Santa Paula City, California	0.0143666526%
CA360	Santa Rosa City, California	0.1832885446%
CA361	Santee City, California	0.0323856346%
CA362	Saratoga City, California	0.0041222757%
CA363	Scotts Valley City, California	0.0152663892%
CA364	Seal Beach City, California	0.0200159844%
CA365	Seaside City, California	0.0231393228%
CA366	Selma City, California	0.0153877773%
CA367	Shafter City, California	0.0124787630%
CA368	Shasta County, California	1.0879294479%
CA369	Shasta Lake City, California	0.0038593900%
CA370	Sierra County, California	0.0142190648%
CA371	Sierra Madre City, California	0.0058690958%
CA372	Signal Hill City, California	0.0102416490%
CA373	Simi Valley City, California	0.0643155329%
CA374	Siskiyou County, California	0.2559528253%
CA375	Solana Beach City, California	0.0167194452%
CA376	Solano County, California	0.7608447107%
CA377	Soledad City, California	0.0073442915%
CA378	Sonoma City, California	0.0221333122%
CA379	Sonoma County, California	1.2365787659%
CA380	South El Monte City, California	0.0047782214%
CA381	South Gate City, California	0.0200614692%
CA382	South Lake Tahoe City, California	0.0802932013%
CA383	South Pasadena City, California	0.0115020448%
CA384	South San Francisco City, California	0.0427068345%
CA385	Stanislaus County, California	1.7144538588%
CA386	Stanton City, California	0.0352275317%
CA387	Stockton City, California	0.3112856617%
CA388	Suisun City, California	0.0212574757%
CA389	Sunnyvale City, California	0.0523734685%
CA390	Susanville City, California	0.0264595242%

Allocations are subject to change pursuant to a State-Subdivision Agreement, Allocation Statute, Statutory Trust, or voluntary redistribution.

CA391	Sutter County, California	0.3091952156%
CA392	Tehachapi City, California	0.0088777547%
CA393	Tehama County, California	0.2209052187%
CA394	Temecula City, California	0.0217286591%
CA395	Temple City, California	0.0047651056%
CA396	Thousand Oaks City, California	0.0217061387%
CA397	Torrance City, California	0.1109839555%
CA398	Tracy City, California	0.0835013242%
CA399	Trinity County, California	0.0817816555%
CA400	Truckee Town, California	0.0028775967%
CA401	Tulare City, California	0.0364714654%
CA402	Tulare County, California	0.8087538316%
CA403	Tuolumne County, California	0.5067147037%
CA404	Turlock City, California	0.0641856759%
CA405	Tustin City, California	0.0724358417%
CA406	Twentynine Palms City, California	0.0015204426%
CA407	Ukiah City, California	0.0382673703%
CA408	Union City, California	0.0425306998%
CA409	Upland City, California	0.0512150964%
CA410	Vacaville City, California	0.1178230927%
CA411	Vallejo City, California	0.1657416975%
CA412	Ventura County, California	2.1839799975%
CA413	Victorville City, California	0.0325051195%
CA414	Visalia City, California	0.0658641260%
CA415	Vista City, California	0.0512970262%
CA416	Walnut City, California	0.0057076310%
CA417	Walnut Creek City, California	0.0255961215%
CA418	Wasco City, California	0.0084294089%
CA419	Watsonville City, California	0.0627585660%
CA420	West Covina City, California	0.0488085245%
CA421	West Hollywood City, California	0.0130934425%
CA422	West Sacramento City, California	0.0656765408%
CA423	Westminster City, California	0.1035064607%
CA424	Whittier City, California	0.0314414123%
CA425	Wildomar City, California	0.0075417889%
CA426	Windsor Town, California	0.0156005948%
CA427	Woodland City, California	0.0576637113%
CA428	Yolo County, California	0.3670120496%
CA429	Yorba Linda City, California	0.0437048044%
CA430	Yuba City, California	0.0731487702%
CA431	Yuba County, California	0.2142726346%
CA432	Yucaipa City, California	0.0155378708%
CA433	Yucca Valley Town, California	0.0025608365%

Allocations are subject to change pursuant to a State-Subdivision Agreement, Allocation Statute, Statutory Trust, or voluntary redistribution.

CO1	Adams County, Colorado	6.4563067236%
CO2	Alamosa City, Colorado	0.0745910871%
CO3	Alamosa County, Colorado	0.4334718288%
CO4	Arapahoe County, Colorado	4.8467256550%
CO5	Archuleta County, Colorado	0.1370425096%
CO6	Arvada City, Colorado	1.2841799450%
CO7	Aurora City, Colorado	4.2914496137%
CO8	Baca County, Colorado	0.0592396985%
CO9	Bent County, Colorado	0.1133427512%
CO10	Black Hawk City, Colorado	0.0260393489%
CO11	Boulder City, Colorado	1.8402051032%
CO12	Boulder County, Colorado	2.8040191342%
CO13	Brighton City, Colorado	0.1405791210%
CO14	Broomfield City, Colorado	1.0013917112%
CO15	Cañon City, Colorado	0.3070751207%
CO16	Castle Pines City, Colorado	0.0073662408%
CO17	Castle Rock Town, Colorado	0.4961417855%
CO18	Centennial City, Colorado	0.0476600277%
CO19	Chaffee County, Colorado	0.3604069298%
CO20	Cheyenne County, Colorado	0.0159109271%
CO21	Clear Creek County, Colorado	0.1380433961%
CO22	Colorado Springs City, Colorado	9.6056573895%
CO23	Commerce City, Colorado	0.4459216299%
CO24	Conejos County, Colorado	0.2108486947%
CO25	Costilla County, Colorado	0.0552334207%
CO26	Crowley County, Colorado	0.0933584380%
CO27	Custer County, Colorado	0.0412185507%
CO28	Delta County, Colorado	0.5440118792%
CO29	Denver City, Colorado	15.0041699144%
CO30	Dolores County, Colorado	0.0352358134%
CO31	Douglas County, Colorado	2.6394119072%
CO32	Durango City, Colorado	0.2380966286%
CO33	Eagle County, Colorado	0.6187127797%
CO34	El Paso County, Colorado	2.2654220766%
CO35	Elbert County, Colorado	0.2804372613%
CO36	Englewood City, Colorado	0.6035403160%
CO37	Erie Town, Colorado	0.0550006818%
CO38	Evans City, Colorado	0.1783043118%
CO39	Federal Heights City, Colorado	0.1079698153%
CO40	Firestone Town, Colorado	0.0578836029%
CO41	Fort Collins City, Colorado	1.1954809288%
CO42	Fort Morgan City, Colorado	0.1301284524%
CO43	Fountain City, Colorado	0.1186014119%
CO44	Frederick Town, Colorado	0.0483214578%
CO45	Fremont County, Colorado	0.6866476799%
CO46	Fruita City, Colorado	0.0482720145%
CO47	Garfield County, Colorado	0.8376446894%
CO48	Gilpin County, Colorado	0.0300906083%
CO49	Golden City, Colorado	0.3661894352%

Allocations are subject to change pursuant to a State-Subdivision Agreement, Allocation Statute, Statutory Trust, or voluntary redistribution.

CO50	Grand County, Colorado	0.2036540033%
CO51	Grand Junction City, Colorado	1.0740385726%
CO52	Greeley City, Colorado	1.2128607699%
CO53	Greenwood Village City, Colorado	0.3058723632%
CO54	Gunnison County, Colorado	0.1912939834%
CO55	Hinsdale County, Colorado	0.0112390306%
CO56	Hudson Town, Colorado	0.0002554118%
CO57	Huerfano County, Colorado	0.2504945278%
CO58	Jackson County, Colorado	0.0309834115%
CO59	Jefferson County, Colorado	6.2301417879%
CO60	Johnstown, Colorado	0.0880406820%
CO61	Kiowa County, Colorado	0.0142237522%
CO62	Kit Carson County, Colorado	0.0939715175%
CO63	La Plata County, Colorado	0.5745585865%
CO64	Lafayette City, Colorado	0.1923606122%
CO65	Lake County, Colorado	0.0989843273%
CO66	Lakewood City, Colorado	1.6765864702%
CO67	Larimer County, Colorado	3.6771380213%
CO68	Las Animas County, Colorado	0.6303942510%
CO69	Lincoln County, Colorado	0.0819433053%
CO70	Littleton City, Colorado	0.9911426404%
CO71	Logan County, Colorado	0.2819912214%
CO72	Lone Tree City, Colorado	0.1937076023%
CO73	Longmont City, Colorado	0.8513027113%
CO74	Louisville City, Colorado	0.0837469407%
CO75	Loveland City, Colorado	1.5095861119%
CO76	Mesa County, Colorado	1.7687427882%
CO77	Mineral County, Colorado	0.0039157682%
CO78	Moffat County, Colorado	0.2325862894%
CO79	Montezuma County, Colorado	0.4428801804%
CO80	Montrose City, Colorado	0.0375815957%
CO81	Montrose County, Colorado	0.5319658200%
CO82	Morgan County, Colorado	0.3376035258%
CO83	Northglenn City, Colorado	0.1972243635%
CO84	Otero County, Colorado	0.4486069596%
CO85	Ouray County, Colorado	0.0534887895%
CO86	Park County, Colorado	0.1673691348%
CO87	Parker Town, Colorado	0.3247124678%
CO88	Phillips County, Colorado	0.0713973011%
CO89	Pitkin County, Colorado	0.1746622577%
CO90	Prowers County, Colorado	0.1726881656%
CO91	Pueblo City, Colorado	2.5730616529%
CO92	Pueblo County, Colorado	3.1025919095%
CO93	Rio Blanco County, Colorado	0.1012968741%
CO94	Rio Grande County, Colorado	0.2526177695%
CO95	Routt County, Colorado	0.2323178565%
CO96	Saguache County, Colorado	0.0666194156%
CO97	San Juan County, Colorado	0.0097000947%
CO98	San Miguel County, Colorado	0.1004727271%

Allocations are subject to change pursuant to a State-Subdivision Agreement, Allocation Statute, Statutory Trust, or voluntary redistribution.

CO99	Sedgwick County, Colorado	0.0618109352%
CO100	Sheridan City, Colorado	0.2306795787%
CO101	Steamboat Springs City, Colorado	0.1513646932%
CO102	Sterling City, Colorado	0.0995110857%
CO103	Summit County, Colorado	0.3761345614%
CO104	Superior Town, Colorado	0.0014920421%
CO105	Teller County, Colorado	0.6218972779%
CO106	Thornton City, Colorado	1.0031200434%
CO107	Washington County, Colorado	0.0356553080%
CO108	Weld County, Colorado	2.2921158443%
CO109	Wellington Town, Colorado	0.0235131848%
CO110	Westminster City, Colorado	1.1920065086%
CO111	Wheat Ridge City, Colorado	0.3438324783%
CO112	Windsor Town, Colorado	0.0900350795%
CO113	Yuma County, Colorado	0.0992146077%



Allocations are subject to change pursuant to a State-Subdivision Agreement, Allocation Statute, Statutory Trust, or voluntary redistribution.

CT1	Andover Town, Connecticut	0.0513214640%
CT2	Ansonia City, Connecticut	0.5316052437%
CT3	Ashford Town, Connecticut	0.1096965130%
CT4	Avon Town, Connecticut	0.5494886534%
CT5	Barkhamsted Town, Connecticut	0.0620629520%
CT6	Beacon Falls Town, Connecticut	0.1953947308%
CT7	Berlin Town, Connecticut	0.5215629385%
CT8	Bethany Town, Connecticut	0.1039156068%
CT9	Bethel Town, Connecticut	0.3522422145%
CT10	Bethlehem Town, Connecticut	0.0078647202%
CT11	Bloomfield Town, Connecticut	0.4888368136%
CT12	Bolton Town, Connecticut	0.1520831395%
CT13	Bozrah Town, Connecticut	0.0582057867%
CT14	Branford Town, Connecticut	0.8903816954%
CT15	Bridgeport City, Connecticut	3.2580743095%
CT16	Bridgewater Town, Connecticut	0.0118125935%
CT17	Bristol City, Connecticut	1.3355768908%
CT18	Brookfield Town, Connecticut	0.3087903124%
CT19	Brooklyn Town, Connecticut	0.1880661562%
CT20	Burlington Town, Connecticut	0.2348761319%
CT21	Canaan Town, Connecticut	0.0343343640%
CT22	Canterbury Town, Connecticut	0.1354310071%
CT23	Canton Town, Connecticut	0.2669011966%
CT24	Chaplin Town, Connecticut	0.0523959290%
CT25	Cheshire Town, Connecticut	0.9783113499%
CT26	Chester Town, Connecticut	0.0772387574%
CT27	Clinton Town, Connecticut	0.5348726093%
CT28	Colchester Town, Connecticut	0.6134395770%
CT29	Colebrook Town, Connecticut	0.0296870114%
CT30	Columbia Town, Connecticut	0.1005666237%
CT31	Cornwall Town, Connecticut	0.0486027928%
CT32	Coventry Town, Connecticut	0.3460011479%
CT33	Cromwell Town, Connecticut	0.4750451453%
CT34	Danbury City, Connecticut	1.1556465907%
CT35	Darien Town, Connecticut	0.6429649345%
CT36	Deep River Town, Connecticut	0.0924563595%
CT37	Derby City, Connecticut	0.3503125449%
CT38	Durham Town, Connecticut	0.0079309232%
CT39	East Granby Town, Connecticut	0.1455975170%
CT40	East Haddam Town, Connecticut	0.3145696377%
CT41	East Hampton Town, Connecticut	0.4637546663%
CT42	East Hartford Town, Connecticut	1.2645454069%
CT43	East Haven Town, Connecticut	0.8590923735%
CT44	East Lyme Town, Connecticut	0.6375826296%
CT45	East Windsor Town, Connecticut	0.2419743793%
CT46	Eastford Town, Connecticut	0.0446651958%
CT47	Easton Town, Connecticut	0.1354961231%
CT48	Ellington Town, Connecticut	0.4010047839%
CT49	Enfield Town, Connecticut	0.9173431190%

Allocations are subject to change pursuant to a State-Subdivision  
Agreement, Allocation Statute, Statutory Trust, or voluntary redistribution.

CT50	Essex Town, Connecticut	0.1431870357%
CT51	Fairfield Town, Connecticut	1.4212308415%
CT52	Farmington Town, Connecticut	0.6572091547%
CT53	Franklin Town, Connecticut	0.0446032416%
CT54	Glastonbury Town, Connecticut	1.0420644550%
CT55	Goshen Town, Connecticut	0.0030464255%
CT56	Granby Town, Connecticut	0.2928405247%
CT57	Greenwich Town, Connecticut	1.5644702467%
CT58	Griswold Town, Connecticut	0.3865570141%
CT59	Groton Town, Connecticut	1.4033874500%
CT60	Guilford Town, Connecticut	0.8399392493%
CT61	Haddam Town, Connecticut	0.0151716553%
CT62	Hamden Town, Connecticut	1.7724359413%
CT63	Hampton Town, Connecticut	0.0429454985%
CT64	Hartford City, Connecticut	5.3268549899%
CT65	Hartland Town, Connecticut	0.0359782738%
CT66	Harwinton Town, Connecticut	0.0126363764%
CT67	Hebron Town, Connecticut	0.1593443254%
CT68	Kent Town, Connecticut	0.0835899976%
CT69	Killingly Town, Connecticut	0.6116898413%
CT70	Killingworth Town, Connecticut	0.2652963170%
CT71	Lebanon Town, Connecticut	0.2746607824%
CT72	Ledyard Town, Connecticut	0.5514380850%
CT73	Lisbon Town, Connecticut	0.1156355161%
CT74	Litchfield Town, Connecticut	0.3481982974%
CT75	Lyme Town, Connecticut	0.0023141411%
CT76	Madison Town, Connecticut	0.7594223560%
CT77	Manchester Town, Connecticut	1.3929765818%
CT78	Mansfield Town, Connecticut	0.3058754037%
CT79	Marlborough Town, Connecticut	0.0766010346%
CT80	Meriden City, Connecticut	1.8508778149%
CT81	Middlebury Town, Connecticut	0.0276033951%
CT82	Middlefield Town, Connecticut	0.0075627554%
CT83	Middletown City, Connecticut	1.5343128975%
CT84	Milford City, Connecticut	1.8215679630%
CT85	Monroe Town, Connecticut	0.4307375445%
CT86	Montville Town, Connecticut	0.5806185940%
CT87	Morris Town, Connecticut	0.0099785725%
CT88	Naugatuck Borough, Connecticut	1.0644527326%
CT89	New Britain City, Connecticut	1.5740557511%
CT90	New Canaan Town, Connecticut	0.6136187204%
CT91	New Fairfield Town, Connecticut	0.2962030448%
CT92	New Hartford Town, Connecticut	0.1323482193%
CT93	New Haven City, Connecticut	5.8061427601%
CT94	New London City, Connecticut	1.0536729060%
CT95	New Milford Town, Connecticut	1.0565475001%
CT96	Newington Town, Connecticut	0.7132456565%
CT97	Newtown, Connecticut	0.5964476353%
CT98	Norfolk Town, Connecticut	0.0442819100%

Allocations are subject to change pursuant to a State-Subdivision Agreement, Allocation Statute, Statutory Trust, or voluntary redistribution.

CT99	North Branford Town, Connecticut	0.4795791623%
CT100	North Canaan Town, Connecticut	0.0913148022%
CT101	North Haven Town, Connecticut	0.7922543069%
CT102	North Stonington Town, Connecticut	0.1803885830%
CT103	Norwalk City, Connecticut	1.5918210823%
CT104	Norwich City, Connecticut	1.1639182124%
CT105	Old Lyme Town, Connecticut	0.0247921386%
CT106	Old Saybrook Town, Connecticut	0.4181170767%
CT107	Orange Town, Connecticut	0.3683598812%
CT108	Oxford Town, Connecticut	0.3955127994%
CT109	Plainfield Town, Connecticut	0.5352043161%
CT110	Plainville Town, Connecticut	0.3937549612%
CT111	Plymouth Town, Connecticut	0.4213382978%
CT112	Pomfret Town, Connecticut	0.1174722050%
CT113	Portland Town, Connecticut	0.3205523149%
CT114	Preston Town, Connecticut	0.1319895374%
CT115	Prospect Town, Connecticut	0.3056173107%
CT116	Putnam Town, Connecticut	0.2953254103%
CT117	Redding Town, Connecticut	0.1726435223%
CT118	Ridgefield Town, Connecticut	0.6645173744%
CT119	Rocky Hill Town, Connecticut	0.3929175425%
CT120	Roxbury Town, Connecticut	0.0037924445%
CT121	Salem Town, Connecticut	0.1075219911%
CT122	Salisbury Town, Connecticut	0.1052257347%
CT123	Scotland Town, Connecticut	0.0395212218%
CT124	Seymour Town, Connecticut	0.5301171581%
CT125	Sharon Town, Connecticut	0.0761294123%
CT126	Shelton City, Connecticut	0.5601099879%
CT127	Sherman Town, Connecticut	0.0494382353%
CT128	Simsbury Town, Connecticut	0.6988446241%
CT129	Somers Town, Connecticut	0.2491740063%
CT130	South Windsor Town, Connecticut	0.7310935932%
CT131	Southbury Town, Connecticut	0.0581965974%
CT132	Southington Town, Connecticut	0.9683065927%
CT133	Sprague Town, Connecticut	0.0874709763%
CT134	Stafford Town, Connecticut	0.3388202949%
CT135	Stamford City, Connecticut	2.9070395589%
CT136	Sterling Town, Connecticut	0.0949826467%
CT137	Stonington Town, Connecticut	0.5576891315%
CT138	Stratford Town, Connecticut	0.9155695700%
CT139	Suffield Town, Connecticut	0.3402792315%
CT140	Thomaston Town, Connecticut	0.2664061562%
CT141	Thompson Town, Connecticut	0.2673479187%
CT142	Tolland Town, Connecticut	0.4342020371%
CT143	Torrington City, Connecticut	1.3652460176%
CT144	Trumbull Town, Connecticut	0.7617744403%
CT145	Union Town, Connecticut	0.0153941764%
CT146	Vernon Town, Connecticut	0.7027162157%
CT147	Voluntown, Connecticut	0.0733181557%

Allocations are subject to change pursuant to a State-Subdivision Agreement, Allocation Statute, Statutory Trust, or voluntary redistribution.

CT148	Wallingford Town, Connecticut	1.5350353996%
CT149	Warren Town, Connecticut	0.0489758024%
CT150	Washington Town, Connecticut	0.1553517897%
CT151	Waterbury City, Connecticut	4.6192219654%
CT152	Waterford Town, Connecticut	0.7608802056%
CT153	Watertown, Connecticut	0.6868118808%
CT154	West Hartford Town, Connecticut	1.6216697477%
CT155	West Haven City, Connecticut	1.4026972589%
CT156	Westbrook Town, Connecticut	0.2586999280%
CT157	Weston Town, Connecticut	0.3664201329%
CT158	Westport Town, Connecticut	0.8921084083%
CT159	Wethersfield Town, Connecticut	0.6208707168%
CT160	Willington Town, Connecticut	0.0975268185%
CT161	Wilton Town, Connecticut	0.6378099925%
CT162	Winchester Town, Connecticut	0.3760305376%
CT163	Windham Town, Connecticut	1.0108949901%
CT164	Windsor Locks Town, Connecticut	0.3174167624%
CT165	Windsor Town, Connecticut	0.7548324123%
CT166	Wolcott Town, Connecticut	0.5443693820%
CT167	Woodbridge Town, Connecticut	0.2435300513%
CT168	Woodbury Town, Connecticut	0.3411988605%
CT169	Woodmont Borough, Connecticut	0.0173159412%
CT170	Woodstock Town, Connecticut	0.1817110623%

Allocations are subject to change pursuant to a State-Subdivision Agreement, Allocation Statute, Statutory Trust, or voluntary redistribution.

DE1	Dover City, Delaware	7.2964973046%
DE2	Kent County, Delaware	6.5479520244%
DE3	Middletown, Delaware	0.7391705309%
DE4	Milford City, Delaware	2.0974096596%
DE5	New Castle County, Delaware	32.3098315772%
DE6	Newark City, Delaware	2.6861540739%
DE7	Seaford City, Delaware	1.9021182635%
DE8	Smyrna Town, Delaware	1.6675857161%
DE9	Sussex County, Delaware	23.0032093630%
DE10	Wilmington City, Delaware	21.7500714866%

Allocations are subject to change pursuant to a State-Subdivision Agreement, Allocation Statute, Statutory Trust, or voluntary redistribution.

DC1	Washington, District of Columbia	100.0000000000%
-----	----------------------------------	-----------------

Allocations are subject to change pursuant to a State-Subdivision  
Agreement, Allocation Statute, Statutory Trust, or voluntary redistribution.

FL1	Alachua County, Florida	0.8594613234%
FL2	Altamonte Springs City, Florida	0.0813054302%
FL3	Apopka City, Florida	0.0972154704%
FL4	Atlantic Beach City, Florida	0.0388915664%
FL5	Auburndale City, Florida	0.0286367831%
FL6	Aventura City, Florida	0.0246200756%
FL7	Avon Park City, Florida	0.0258288737%
FL8	Baker County, Florida	0.1931736622%
FL9	Bartow City, Florida	0.0439725748%
FL10	Bay County, Florida	0.5394465693%
FL11	Belle Glade City, Florida	0.0208278128%
FL12	Boca Raton City, Florida	0.4720689632%
FL13	Bonita Springs City, Florida	0.0173754580%
FL14	Boynton Beach City, Florida	0.3064979246%
FL15	Bradenton City, Florida	0.3799303249%
FL16	Bradford County, Florida	0.1894834807%
FL17	Brevard County, Florida	2.3870763525%
FL18	Broward County, Florida	4.0626227708%
FL19	Calhoun County, Florida	0.0471282181%
FL20	Callaway City, Florida	0.0249535015%
FL21	Cape Canaveral City, Florida	0.0455607190%
FL22	Cape Coral City, Florida	0.7144300110%
FL23	Casselberry City, Florida	0.0800352962%
FL24	Charlotte County, Florida	0.6902251426%
FL25	Citrus County, Florida	0.9696466473%
FL26	Clay County, Florida	1.1934300121%
FL27	Clearwater City, Florida	0.6338625372%
FL28	Clermont City, Florida	0.0759095348%
FL29	Cocoa Beach City, Florida	0.0843632048%
FL30	Cocoa City, Florida	0.1492447199%
FL31	Coconut Creek City, Florida	0.1011309318%
FL32	Collier County, Florida	1.3548224874%
FL33	Columbia County, Florida	0.3421221973%
FL34	Cooper City, Florida	0.0739363249%
FL35	Coral Gables City, Florida	0.0717799422%
FL36	Coral Springs City, Florida	0.3234064085%
FL37	Crestview City, Florida	0.0704397566%
FL38	Cutler Bay Town, Florida	0.0094141463%
FL39	Dania Beach City, Florida	0.0178067890%
FL40	Davie Town, Florida	0.2669225293%
FL41	Daytona Beach City, Florida	0.4475559985%
FL42	Daytona Beach Shores City, Florida	0.0397433158%
FL43	De Soto County, Florida	0.1136404205%
FL44	Debary City, Florida	0.0352833296%
FL45	Deerfield Beach City, Florida	0.2024233562%
FL46	Deland City, Florida	0.0989843542%
FL47	Delray Beach City, Florida	0.3518466005%
FL48	Deltona City, Florida	0.1993292304%
FL49	Destin City, Florida	0.0146783092%

Allocations are subject to change pursuant to a State-Subdivision Agreement, Allocation Statute, Statutory Trust, or voluntary redistribution.

FL50	Dixie County, Florida	0.1037443927%
FL51	Doral City, Florida	0.0139780477%
FL52	Dunedin City, Florida	0.1024411213%
FL53	Eatonville Town, Florida	0.0083256415%
FL54	Edgewater City, Florida	0.0580427172%
FL55	Escambia County, Florida	1.0109990610%
FL56	Esterov Village, Florida	0.0120797555%
FL57	Eustis City, Florida	0.0419300395%
FL58	Fernandina Beach City, Florida	0.0831601989%
FL59	Flagler County, Florida	0.3050082484%
FL60	Florida City, Florida	0.0039287890%
FL61	Fort Lauderdale City, Florida	0.8305816295%
FL62	Fort Myers City, Florida	0.4310995634%
FL63	Fort Pierce City, Florida	0.1595358726%
FL64	Fort Walton Beach City, Florida	0.0778370605%
FL65	Franklin County, Florida	0.0499106708%
FL66	Fruitland Park City, Florida	0.0083820932%
FL67	Gadsden County, Florida	0.1236554705%
FL68	Gainesville City, Florida	0.3815982894%
FL69	Gilchrist County, Florida	0.0643335042%
FL70	Glades County, Florida	0.0406124963%
FL71	Greenacres City, Florida	0.0764248986%
FL72	Groveland City, Florida	0.0261531482%
FL73	Gulf County, Florida	0.0599141908%
FL74	Gulfport City, Florida	0.0478945547%
FL75	Haines City, Florida	0.0479847066%
FL76	Hallandale Beach City, Florida	0.1549505272%
FL77	Hamilton County, Florida	0.0479418005%
FL78	Hardee County, Florida	0.0671103643%
FL79	Hendry County, Florida	0.1444608951%
FL80	Hernando County, Florida	1.5100758996%
FL81	Hialeah City, Florida	0.0980156525%
FL82	Hialeah Gardens City, Florida	0.0054519294%
FL83	Highlands County, Florida	0.2931860386%
FL84	Hillsborough County, Florida	6.5231125308%
FL85	Holly Hill City, Florida	0.0316162444%
FL86	Hollywood City, Florida	0.5201647754%
FL87	Holmes County, Florida	0.0816118922%
FL88	Homestead City, Florida	0.0249353985%
FL89	Indian River County, Florida	0.6541177901%
FL90	Jackson County, Florida	0.1589357678%
FL91	Jacksonville Beach City, Florida	0.1004466852%
FL92	Jacksonville City, Florida	5.2956380196%
FL93	Jefferson County, Florida	0.0408207989%
FL94	Jupiter Town, Florida	0.1254666431%
FL95	Key Biscayne Village, Florida	0.0136838783%
FL96	Key West City, Florida	0.0880867779%
FL97	Kissimmee City, Florida	0.1623657708%
FL98	Lady Lake Town, Florida	0.0250481927%



Allocations are subject to change pursuant to a State-Subdivision Agreement, Allocation Statute, Statutory Trust, or voluntary redistribution.

FL99	Lafayette County, Florida	0.0319113399%
FL100	Lake City, Florida	0.1046594391%
FL101	Lake County, Florida	0.7815478562%
FL102	Lake Mary City, Florida	0.0797674370%
FL103	Lake Wales City, Florida	0.0362931762%
FL104	Lake Worth City, Florida	0.1171459041%
FL105	Lakeland City, Florida	0.2948749206%
FL106	Lantana Town, Florida	0.0245078987%
FL107	Largo City, Florida	0.3741936498%
FL108	Lauderdale Lakes City, Florida	0.0626243040%
FL109	Lauderhill City, Florida	0.1443830721%
FL110	Lee County, Florida	2.1503874299%
FL111	Leesburg City, Florida	0.0913398906%
FL112	Leon County, Florida	0.4712019797%
FL113	Levy County, Florida	0.2511923208%
FL114	Liberty County, Florida	0.0193986191%
FL115	Lighthouse Point City, Florida	0.0291322827%
FL116	Longwood City, Florida	0.0617091669%
FL117	Lynn Haven City, Florida	0.0392057816%
FL118	Madison County, Florida	0.0635403309%
FL119	Maitland City, Florida	0.0467282451%
FL120	Manatee County, Florida	2.2885234019%
FL121	Marco Island City, Florida	0.0620945413%
FL122	Margate City, Florida	0.1436833554%
FL123	Marion County, Florida	1.3321814866%
FL124	Martin County, Florida	0.7882651079%
FL125	Melbourne City, Florida	0.3831054876%
FL126	Miami Beach City, Florida	0.1814092477%
FL127	Miami City, Florida	0.2927934557%
FL128	Miami Gardens City, Florida	0.0406839641%
FL129	Miami Lakes Town, Florida	0.0078375139%
FL130	Miami Shores Village, Florida	0.0062876094%
FL131	Miami Springs City, Florida	0.0061694950%
FL132	Miami-Dade County, Florida	4.3271705192%
FL133	Milton City, Florida	0.0466314657%
FL134	Minneola City, Florida	0.0160580418%
FL135	Miramar City, Florida	0.2792796404%
FL136	Monroe County, Florida	0.3883011967%
FL137	Mount Dora City, Florida	0.0410212212%
FL138	Naples City, Florida	0.1344157944%
FL139	Nassau County, Florida	0.3937725183%
FL140	New Port Richey City, Florida	0.1498783253%
FL141	New Smyrna Beach City, Florida	0.1040660344%
FL142	Niceville City, Florida	0.0217446385%
FL143	North Lauderdale City, Florida	0.0660690508%
FL144	North Miami Beach City, Florida	0.0303917946%
FL145	North Miami City, Florida	0.0303784307%
FL146	North Palm Beach Village, Florida	0.0443491609%
FL147	North Port City, Florida	0.2096119036%

Allocations are subject to change pursuant to a State-Subdivision  
Agreement, Allocation Statute, Statutory Trust, or voluntary redistribution.

FL148	Oakland Park City, Florida	0.1004312332%
FL149	Ocala City, Florida	0.3689945815%
FL150	Ocoee City, Florida	0.0666000846%
FL151	Okaloosa County, Florida	0.6345124117%
FL152	Okeechobee County, Florida	0.3534953181%
FL153	Oldsmar City, Florida	0.0394219828%
FL154	Opa-Locka City, Florida	0.0078475369%
FL155	Orange City, Florida	0.0335624179%
FL156	Orange County, Florida	3.1307419804%
FL157	Orlando City, Florida	1.1602492100%
FL158	Ormond Beach City, Florida	0.1146438211%
FL159	Osceola County, Florida	0.8372491116%
FL160	Oviedo City, Florida	0.1031308696%
FL161	Palatka City, Florida	0.0469549231%
FL162	Palm Bay City, Florida	0.4048169342%
FL163	Palm Beach County, Florida	5.9784001645%
FL164	Palm Beach Gardens City, Florida	0.2336752163%
FL165	Palm Coast City, Florida	0.0848564709%
FL166	Palm Springs Village, Florida	0.0380209877%
FL167	Palmetto Bay Village, Florida	0.0074040767%
FL168	Palmetto City, Florida	0.0528697594%
FL169	Panama City Beach City, Florida	0.0808973045%
FL170	Panama City, Florida	0.1551531466%
FL171	Parkland City, Florida	0.0458042834%
FL172	Pasco County, Florida	4.4295368317%
FL173	Pembroke Pines City, Florida	0.4628331778%
FL174	Pensacola City, Florida	0.3306359554%
FL175	Pinecrest Village, Florida	0.0082965714%
FL176	Pinellas County, Florida	4.7935359992%
FL177	Pinellas Park City, Florida	0.2516664490%
FL178	Plant City, Florida	0.1042185754%
FL179	Plantation City, Florida	0.2139192761%
FL180	Polk County, Florida	1.6016881161%
FL181	Pompano Beach City, Florida	0.3354719648%
FL182	Port Orange City, Florida	0.1775970116%
FL183	Port St. Lucie City, Florida	0.3908042602%
FL184	Punta Gorda City, Florida	0.0471207554%
FL185	Putnam County, Florida	0.3379382594%
FL186	Riviera Beach City, Florida	0.1636174387%
FL187	Rockledge City, Florida	0.0966039082%
FL188	Royal Palm Beach Village, Florida	0.0492948779%
FL189	Safety Harbor City, Florida	0.0380615697%
FL190	Sanford City, Florida	0.1642438718%
FL191	Santa Rosa County, Florida	0.6546368035%
FL192	Sarasota City, Florida	0.4842803786%
FL193	Sarasota County, Florida	1.9688041245%
FL194	Satellite Beach City, Florida	0.0359750389%
FL195	Sebastian City, Florida	0.0383157745%
FL196	Sebring City, Florida	0.0381728569%

Allocations are subject to change pursuant to a State-Subdivision Agreement, Allocation Statute, Statutory Trust, or voluntary redistribution.

FL197	Seminole City, Florida	0.0952489243%
FL198	Seminole County, Florida	1.5086951138%
FL199	South Daytona City, Florida	0.0452214101%
FL200	South Miami City, Florida	0.0078330472%
FL201	St Johns County, Florida	0.6638216753%
FL202	St Lucie County, Florida	0.9562887503%
FL203	St. Augustine City, Florida	0.0465108819%
FL204	St. Cloud City, Florida	0.0738366040%
FL205	St. Petersburg City, Florida	1.4565924173%
FL206	Stuart City, Florida	0.0812230134%
FL207	Sumter County, Florida	0.3263986345%
FL208	Sunny Isles Beach City, Florida	0.0076937793%
FL209	Sunrise City, Florida	0.2860704481%
FL210	Suwannee County, Florida	0.1910149373%
FL211	Sweetwater City, Florida	0.0041159745%
FL212	Tallahassee City, Florida	0.4259972563%
FL213	Tamarac City, Florida	0.1344928911%
FL214	Tampa City, Florida	1.9756726462%
FL215	Tarpon Springs City, Florida	0.1019709696%
FL216	Tavares City, Florida	0.0318218598%
FL217	Taylor County, Florida	0.0921812176%
FL218	Temple Terrace City, Florida	0.1079810418%
FL219	Titusville City, Florida	0.2400558465%
FL220	Union County, Florida	0.0651555116%
FL221	Venice City, Florida	0.1423476183%
FL222	Vero Beach City, Florida	0.0606417248%
FL223	Volusia County, Florida	1.7446849189%
FL224	Wakulla County, Florida	0.1151294611%
FL225	Walton County, Florida	0.2685576832%
FL226	Washington County, Florida	0.1201244575%
FL227	Wellington Village, Florida	0.0501840680%
FL228	West Melbourne City, Florida	0.0519971652%
FL229	West Palm Beach City, Florida	0.5492662267%
FL230	West Park City, Florida	0.0295538994%
FL231	Weston City, Florida	0.1386373546%
FL232	Wilton Manors City, Florida	0.0316306070%
FL233	Winter Garden City, Florida	0.0562653176%
FL234	Winter Haven City, Florida	0.0970328243%
FL235	Winter Park City, Florida	0.1049029672%
FL236	Winter Springs City, Florida	0.0622621530%
FL237	Zephyrhills City, Florida	0.1126717551%

Allocations are subject to change pursuant to a State-Subdivision Agreement, Allocation Statute, Statutory Trust, or voluntary redistribution.

GA1	Acworth City, Georgia	0.1010066057%
GA2	Adel City, Georgia	0.0545649432%
GA3	Albany City, Georgia	0.3157843012%
GA4	Alma City, Georgia	0.0720108615%
GA5	Alpharetta City, Georgia	0.2110377863%
GA6	Americus City, Georgia	0.0651732444%
GA7	Appling County, Georgia	0.1891925647%
GA8	Arlington City, Georgia	0.0057755147%
GA9	Athens-Clarke County Unified Government, Georgia	1.3856330305%
GA10	Atkinson County, Georgia	0.0986720780%
GA11	Atlanta City, Georgia	2.9922320659%
GA12	Augusta-Richmond County Consolidated Government, Georgia	2.7761021713%
GA13	Bacon County, Georgia	0.1326313298%
GA14	Bainbridge City, Georgia	0.0569861790%
GA15	Baker County, Georgia	0.0138992540%
GA16	Baldwin County, Georgia	0.2940093402%
GA17	Banks County, Georgia	0.2108287241%
GA18	Barrow County, Georgia	0.7562315570%
GA19	Bartow County, Georgia	1.0945235112%
GA20	Ben Hill County, Georgia	0.0834031458%
GA21	Berrien County, Georgia	0.1225733642%
GA22	Blackshear City, Georgia	0.0349161927%
GA23	Blakely City, Georgia	0.0158441397%
GA24	Bleckley County, Georgia	0.1430561858%
GA25	Brantley County, Georgia	0.2875410777%
GA26	Braselton Town, Georgia	0.0371467624%
GA27	Brookhaven City, Georgia	0.0913450445%
GA28	Brooks County, Georgia	0.1455943886%
GA29	Brunswick City, Georgia	0.1020085339%
GA30	Bryan County, Georgia	0.2289883650%
GA31	Buford City, Georgia	0.0023586547%
GA32	Bulloch County, Georgia	0.4088475182%
GA33	Burke County, Georgia	0.1875413288%
GA34	Butts County, Georgia	0.3747020131%
GA35	Calhoun City, Georgia	0.1780085402%
GA36	Calhoun County, Georgia	0.0360783561%
GA37	Camden County, Georgia	0.3387009665%
GA38	Candler County, Georgia	0.0990882539%
GA39	Canton City, Georgia	0.1378274535%
GA40	Carroll County, Georgia	1.4108548814%
GA41	Carrollton City, Georgia	0.4395018339%
GA42	Cartersville City, Georgia	0.2991406477%
GA43	Catoosa County, Georgia	1.1134068466%
GA44	Chamblee City, Georgia	0.0537051979%
GA45	Charlton County, Georgia	0.1046313818%
GA46	Chatham County, Georgia	1.4544033708%
GA47	Chattooga County, Georgia	0.3317513109%

Allocations are subject to change pursuant to a State-Subdivision  
Agreement, Allocation Statute, Statutory Trust, or voluntary redistribution.

GA48	Cherokee County, Georgia	2.1190683851%
GA49	Clarkston City, Georgia	0.0175253481%
GA50	Clay County, Georgia	0.0274637104%
GA51	Clayton County, Georgia	1.6728881377%
GA52	Clinch County, Georgia	0.0617206810%
GA53	Cobb County, Georgia	5.8580801967%
GA54	Coffee County, Georgia	0.4164755944%
GA55	College Park City, Georgia	0.1805996391%
GA56	Colquitt County, Georgia	0.2578612394%
GA57	Columbia County, Georgia	1.2905730633%
GA58	Columbus City, Georgia	1.8227140298%
GA59	Conyers City, Georgia	0.1202231912%
GA60	Cook County, Georgia	0.0973405674%
GA61	Cordele City, Georgia	0.0583989534%
GA62	Covington City, Georgia	0.1969084378%
GA63	Coweta County, Georgia	0.9767276305%
GA64	Crawford County, Georgia	0.1282569558%
GA65	Crisp County, Georgia	0.1296658905%
GA66	Cusseta-Chattahoochee County Unified Government, Georgia	0.0695538650%
GA67	Dade County, Georgia	0.1799465490%
GA68	Dallas City, Georgia	0.0916776643%
GA69	Dalton City, Georgia	0.3628092518%
GA70	Damascus City, Georgia	0.0005040301%
GA71	Dawson City, Georgia	0.0138696254%
GA72	Dawson County, Georgia	0.3215223361%
GA73	Decatur City, Georgia	0.1040340531%
GA74	Decatur County, Georgia	0.1633371087%
GA75	Dekalb County, Georgia	4.1483991779%
GA76	Demorest City, Georgia	0.0233539880%
GA77	Dodge County, Georgia	0.3228398634%
GA78	Dooly County, Georgia	0.0758970226%
GA79	Doraville City, Georgia	0.0619484258%
GA80	Dougherty County, Georgia	0.4519146718%
GA81	Douglas City, Georgia	0.2364366638%
GA82	Douglas County, Georgia	1.2411219485%
GA83	Douglasville City, Georgia	0.2313289102%
GA84	Dublin City, Georgia	0.1598683843%
GA85	Duluth City, Georgia	0.1174400509%
GA86	Dunwoody City, Georgia	0.0823645400%
GA87	Early County, Georgia	0.0433467628%
GA88	East Point City, Georgia	0.2308433908%
GA89	Echols County, Georgia	0.0262187359%
GA90	Effingham County, Georgia	0.4645781207%
GA91	Elbert County, Georgia	0.2655117233%
GA92	Emanuel County, Georgia	0.2278497555%
GA93	Evans County, Georgia	0.1156959749%
GA94	Fairburn City, Georgia	0.0542552469%
GA95	Fannin County, Georgia	0.5651805280%

Allocations are subject to change pursuant to a State-Subdivision Agreement, Allocation Statute, Statutory Trust, or voluntary redistribution.

GA96	Fayette County, Georgia	0.6527012475%
GA97	Fayetteville City, Georgia	0.1201203794%
GA98	Fitzgerald City, Georgia	0.0569093853%
GA99	Floyd County, Georgia	0.9887350092%
GA100	Forest Park City, Georgia	0.1455200592%
GA101	Forsyth County, Georgia	1.7110664570%
GA102	Franklin County, Georgia	0.5550296650%
GA103	Fulton County, Georgia	3.5353742420%
GA104	Gainesville City, Georgia	0.3640437388%
GA105	Georgetown-Quitman County Unified Government, Georgia	0.0176595651%
GA106	Gilmer County, Georgia	0.4239021158%
GA107	Glascocock County, Georgia	0.0283662653%
GA108	Glynn County, Georgia	0.7968809706%
GA109	Gordon County, Georgia	0.4175279543%
GA110	Grady County, Georgia	0.1716497947%
GA111	Greene County, Georgia	0.1737385827%
GA112	Griffin City, Georgia	0.2287480123%
GA113	Grovetown City, Georgia	0.0632622854%
GA114	Gwinnett County, Georgia	4.8912732775%
GA115	Habersham County, Georgia	0.4635124652%
GA116	Hall County, Georgia	1.5772937095%
GA117	Hancock County, Georgia	0.0536800967%
GA118	Haralson County, Georgia	1.0934912667%
GA119	Harris County, Georgia	0.2037540782%
GA120	Hart County, Georgia	0.2935398099%
GA121	Heard County, Georgia	0.1232058232%
GA122	Henry County, Georgia	1.9715208583%
GA123	Hinesville City, Georgia	0.2572364025%
GA124	Holly Springs City, Georgia	0.0823108417%
GA125	Houston County, Georgia	0.8378076437%
GA126	Irwin County, Georgia	0.0610553841%
GA127	Jackson County, Georgia	0.9201220386%
GA128	Jasper County, Georgia	0.1152245534%
GA129	Jeff Davis County, Georgia	0.3659791686%
GA130	Jefferson City, Georgia	0.0881783943%
GA131	Jefferson County, Georgia	0.1517559349%
GA132	Jenkins County, Georgia	0.0808740550%
GA133	Johns Creek City, Georgia	0.1877697040%
GA134	Johnson County, Georgia	0.0876584323%
GA135	Jones County, Georgia	0.2773521617%
GA136	Kennesaw City, Georgia	0.1446191663%
GA137	Kingsland City, Georgia	0.1313198199%
GA138	Lagrange City, Georgia	0.2069622772%
GA139	Lakeland City, Georgia	0.0155232109%
GA140	Lamar County, Georgia	0.2083015245%
GA141	Lanier County, Georgia	0.0574613256%
GA142	Laurens County, Georgia	0.5249834521%
GA143	Lawrenceville City, Georgia	0.1647173317%

Allocations are subject to change pursuant to a State-Subdivision Agreement, Allocation Statute, Statutory Trust, or voluntary redistribution.

GA144	Lee County, Georgia	0.2162850866%
GA145	Liberty County, Georgia	0.2931642086%
GA146	Lilburn City, Georgia	0.0538355752%
GA147	Lincoln County, Georgia	0.1000487479%
GA148	Loganville City, Georgia	0.1468681321%
GA149	Long County, Georgia	0.1216766548%
GA150	Lowndes County, Georgia	0.6253829866%
GA151	Lumpkin County, Georgia	0.3139555802%
GA152	Macon County, Georgia	0.1110857755%
GA153	Macon-Bibb County Unified Government, Georgia	2.0265214623%
GA154	Madison County, Georgia	0.5114434091%
GA155	Marietta City, Georgia	0.7354006996%
GA156	Marion County, Georgia	0.0615218771%
GA157	McDonough City, Georgia	0.0803644086%
GA158	McDuffie County, Georgia	0.2216409869%
GA159	McIntosh County, Georgia	0.1678759014%
GA160	Meriwether County, Georgia	0.2015834534%
GA161	Milledgeville City, Georgia	0.1343842887%
GA162	Miller County, Georgia	0.0562389307%
GA163	Milton City, Georgia	0.0765630644%
GA164	Mitchell County, Georgia	0.1842864232%
GA165	Monroe City, Georgia	0.1616058698%
GA166	Monroe County, Georgia	0.2463868890%
GA167	Montgomery County, Georgia	0.0685440855%
GA168	Morgan County, Georgia	0.1807932852%
GA169	Moultrie City, Georgia	0.1150272968%
GA170	Murray County, Georgia	0.6862865600%
GA171	Nashville City, Georgia	0.0288042758%
GA172	Newnan City, Georgia	0.2037973462%
GA173	Newton County, Georgia	0.6206699754%
GA174	Norcross City, Georgia	0.0762036242%
GA175	Oconee County, Georgia	0.2721000475%
GA176	Oglethorpe County, Georgia	0.1461658711%
GA177	Paulding County, Georgia	1.7495211188%
GA178	Peach County, Georgia	0.2319656673%
GA179	Peachtree City, Georgia	0.2219833492%
GA180	Peachtree Corners City, Georgia	0.2099400952%
GA181	Perry City, Georgia	0.0954580908%
GA182	Pickens County, Georgia	0.3905362384%
GA183	Pierce County, Georgia	0.2012068205%
GA184	Pike County, Georgia	0.1072270653%
GA185	Polk County, Georgia	0.7130941429%
GA186	Pooler City, Georgia	0.0516303360%
GA187	Powder Springs City, Georgia	0.0633430906%
GA188	Pulaski County, Georgia	0.1671565625%
GA189	Putnam County, Georgia	0.2061208707%
GA190	Rabun County, Georgia	0.3170130000%
GA191	Randolph County, Georgia	0.0382245100%

Allocations are subject to change pursuant to a State-Subdivision  
Agreement, Allocation Statute, Statutory Trust, or voluntary redistribution.

GA192	Richmond Hill City, Georgia	0.0716382402%
GA193	Riverdale City, Georgia	0.0684460876%
GA194	Rockdale County, Georgia	0.7947696030%
GA195	Rome City, Georgia	0.3719383578%
GA196	Roswell City, Georgia	0.2174642134%
GA197	Sandy Springs City, Georgia	0.2590143480%
GA198	Savannah City, Georgia	1.1246685243%
GA199	Schley County, Georgia	0.0238356678%
GA200	Screven County, Georgia	0.1132053955%
GA201	Seminole County, Georgia	0.0804817769%
GA202	Smyrna City, Georgia	0.2661908888%
GA203	Snellville City, Georgia	0.0758688840%
GA204	Spalding County, Georgia	0.5900646014%
GA205	Springfield City, Georgia	0.0124802329%
GA206	St. Marys City, Georgia	0.0962803562%
GA207	Statesboro City, Georgia	0.1844690660%
GA208	Stephens County, Georgia	0.7520555284%
GA209	Stewart County, Georgia	0.0419742764%
GA210	Stockbridge City, Georgia	0.0302698888%
GA211	Sugar Hill City, Georgia	0.0106058369%
GA212	Sumter County, Georgia	0.1314426325%
GA213	Suwanee City, Georgia	0.0700562332%
GA214	Talbot County, Georgia	0.0410357316%
GA215	Taliaferro County, Georgia	0.0068637499%
GA216	Tattnall County, Georgia	0.2930768128%
GA217	Taylor County, Georgia	0.0819435502%
GA218	Telfair County, Georgia	0.1855378735%
GA219	Terrell County, Georgia	0.0334710962%
GA220	Thomas County, Georgia	0.2077911904%
GA221	Thomasville City, Georgia	0.1281973547%
GA222	Tift County, Georgia	0.2088288220%
GA223	Tifton City, Georgia	0.1416502311%
GA224	Toombs County, Georgia	0.2423104056%
GA225	Towns County, Georgia	0.2454408368%
GA226	Treutlen County, Georgia	0.0571447522%
GA227	Troup County, Georgia	0.4334095739%
GA228	Tucker City, Georgia	0.0615225648%
GA229	Turner County, Georgia	0.0697951920%
GA230	Twiggs County, Georgia	0.0640416265%
GA231	Union City, Georgia	0.1531538090%
GA232	Union County, Georgia	0.2949759089%
GA233	Upton County, Georgia	0.3355566667%
GA234	Valdosta City, Georgia	0.2598246932%
GA235	Vidalia City, Georgia	0.1252530050%
GA236	Villa Rica City, Georgia	0.1397113628%
GA237	Walker County, Georgia	0.8453605309%
GA238	Walton County, Georgia	0.8194381956%
GA239	Ware County, Georgia	0.5170078559%
GA240	Warner Robins City, Georgia	0.3969845574%



Allocations are subject to change pursuant to a State-Subdivision Agreement, Allocation Statute, Statutory Trust, or voluntary redistribution.

GA241	Warren County, Georgia	0.0447828045%
GA242	Warwick City, Georgia	0.0103298381%
GA243	Washington County, Georgia	0.1959988913%
GA244	Waycross City, Georgia	0.1358274367%
GA245	Wayne County, Georgia	0.6609347902%
GA246	Webster County Unified Government, Georgia	0.0143656323%
GA247	Wheeler County, Georgia	0.0675300652%
GA248	White County, Georgia	0.4351939380%
GA249	Whitfield County, Georgia	0.7644288806%
GA250	Wilcox County, Georgia	0.0828696590%
GA251	Wilkes County, Georgia	0.0976306068%
GA252	Wilkinson County, Georgia	0.0847297279%
GA253	Winder City, Georgia	0.2007720766%
GA254	Woodbury City, Georgia	0.0085236394%
GA255	Woodstock City, Georgia	0.1942956763%
GA256	Worth County, Georgia	0.1491832321%

Allocations are subject to change pursuant to a State-Subdivision Agreement, Allocation Statute, Statutory Trust, or voluntary redistribution.

HI1	Hawaii County, Hawaii	18.2671692501%
HI2	Kalawao, Hawaii	0.0034501514%
HI3	Kauai County, Hawaii	5.7006273580%
HI4	Maui County, Hawaii	13.9979969296%
HI5	Urban Honolulu CDP, Hawaii	62.0307563109%

Allocations are subject to change pursuant to a State-Subdivision Agreement, Allocation Statute, Statutory Trust, or voluntary redistribution.

ID1	Ada County, Idaho	13.2776278333%
ID2	Adams County, Idaho	0.1446831902%
ID3	Ammon City, Idaho	0.0812916024%
ID4	Bannock County, Idaho	3.0595589832%
ID5	Bear Lake County, Idaho	0.6082712041%
ID6	Benewah County, Idaho	0.6526829809%
ID7	Bingham County, Idaho	1.6421270812%
ID8	Blackfoot City, Idaho	0.6283857401%
ID9	Blaine County, Idaho	0.9137717551%
ID10	Boise City, Idaho	12.7586409110%
ID11	Boise County, Idaho	0.3309644652%
ID12	Bonner County, Idaho	2.5987361786%
ID13	Bonneville County, Idaho	3.7761253875%
ID14	Boundary County, Idaho	0.8788284447%
ID15	Burley City, Idaho	0.4485975363%
ID16	Butte County, Idaho	0.1839745518%
ID17	Caldwell City, Idaho	1.1958553249%
ID18	Camas County, Idaho	0.0422073443%
ID19	Canyon County, Idaho	5.0120113688%
ID20	Caribou County, Idaho	0.4396183832%
ID21	Cassia County, Idaho	0.7270235866%
ID22	Chubbuck City, Idaho	0.4841935447%
ID23	Clark County, Idaho	0.0420924425%
ID24	Clearwater County, Idaho	0.4890418390%
ID25	Coeur D'Alene City, Idaho	2.7593778237%
ID26	Custer County, Idaho	0.2133243878%
ID27	Eagle City, Idaho	0.1711876661%
ID28	Elmore County, Idaho	0.8899512165%
ID29	Franklin County, Idaho	0.5753624958%
ID30	Fremont County, Idaho	0.5716071696%
ID31	Garden City, Idaho	0.5582782838%
ID32	Gem County, Idaho	1.3784025725%
ID33	Gooding County, Idaho	0.6966472013%
ID34	Hayden City, Idaho	0.0047132146%
ID35	Idaho County, Idaho	0.8474305547%
ID36	Idaho Falls City, Idaho	3.8875027578%
ID37	Jefferson County, Idaho	0.9842670749%
ID38	Jerome City, Idaho	0.4169017424%
ID39	Jerome County, Idaho	0.6223444291%
ID40	Kootenai County, Idaho	5.6394798565%
ID41	Kuna City, Idaho	0.1849461724%
ID42	Latah County, Idaho	1.2943861166%
ID43	Lemhi County, Idaho	0.4880814284%
ID44	Lewis County, Idaho	0.2882543555%
ID45	Lewiston City, Idaho	2.0176549375%
ID46	Lincoln County, Idaho	0.1930184422%
ID47	Madison County, Idaho	1.2748404845%
ID48	Meridian City, Idaho	2.4045650754%
ID49	Minidoka County, Idaho	0.9140620922%

Allocations are subject to change pursuant to a State-Subdivision Agreement, Allocation Statute, Statutory Trust, or voluntary redistribution.

ID50	Moscow City, Idaho	0.6590552650%
ID51	Mountain Home City, Idaho	0.5706694591%
ID52	Nampa City, Idaho	3.3274647954%
ID53	Nez Perce County, Idaho	1.2765833482%
ID54	Oneida County, Idaho	0.2371656647%
ID55	Owyhee County, Idaho	0.5554298409%
ID56	Payette County, Idaho	1.2750728102%
ID57	Pocatello City, Idaho	2.9494898116%
ID58	Post Falls City, Idaho	0.6781328826%
ID59	Power County, Idaho	0.3505171035%
ID60	Preston City, Idaho	0.1496220047%
ID61	Rexburg City, Idaho	0.1336231941%
ID62	Shoshone County, Idaho	1.2841091340%
ID63	Star City, Idaho	0.0001322772%
ID64	Teton County, Idaho	0.4258195211%
ID65	Twin Falls City, Idaho	1.8245765222%
ID66	Twin Falls County, Idaho	3.3104301873%
ID67	Valley County, Idaho	0.8074710814%
ID68	Washington County, Idaho	0.4917358652%

Allocations are subject to change pursuant to a State-Subdivision Agreement, Allocation Statute, Statutory Trust, or voluntary redistribution.

IL1	Adams County, Illinois	0.2888223923%
IL2	Addison Township, Illinois	0.0038980830%
IL3	Addison Village, Illinois	0.1789163143%
IL4	Alexander County, Illinois	0.0378665703%
IL5	Algonquin Township, Illinois	0.0022237840%
IL6	Algonquin Village, Illinois	0.1102023571%
IL7	Alsip Village, Illinois	0.0804730187%
IL8	Alton City, Illinois	0.4280511636%
IL9	Alton Township, Illinois	0.0062877996%
IL10	Anna City, Illinois	0.0351784549%
IL11	Antioch Township, Illinois	0.0009191460%
IL12	Antioch Village, Illinois	0.0635563388%
IL13	Arlington Heights Village, Illinois	0.2647476580%
IL14	Aurora City, Illinois	1.1285112945%
IL15	Aurora Township, Illinois	0.0301108613%
IL16	Aux Sable Township, Illinois	0.0005108321%
IL17	Avon Township, Illinois	0.0015693001%
IL18	Barrington Village, Illinois	0.0749306299%
IL19	Bartlett Village, Illinois	0.1012637420%
IL20	Batavia City, Illinois	0.1232572616%
IL21	Beach Park Village, Illinois	0.0709728762%
IL22	Bedford Park Village, Illinois	0.0908134228%
IL23	Belleville City, Illinois	0.2800912041%
IL24	Bellwood Village, Illinois	0.0636018022%
IL25	Belvidere City, Illinois	0.1538551860%
IL26	Belvidere Township, Illinois	0.0012472224%
IL27	Bensenville Village, Illinois	0.0698164453%
IL28	Benton City, Illinois	0.0648747331%
IL29	Benton Township, Lake County, Illinois	0.0004595956%
IL30	Berkeley Village, Illinois	0.0152507249%
IL31	Berwyn City, Illinois	0.2349799824%
IL32	Berwyn Township, Illinois	0.0039135983%
IL33	Bloom Township, Illinois	0.0062250618%
IL34	Bloomington Township, Illinois	0.0054224158%
IL35	Bloomington Village, Illinois	0.0874800244%
IL36	Bloomington City Township, Illinois	0.0170627673%
IL37	Bloomington City, Illinois	0.4210280112%
IL38	Blue Island City, Illinois	0.0451468527%
IL39	Bolingbrook Village, Illinois	0.3965448276%
IL40	Bond County, Illinois	0.1354097531%
IL41	Boone County, Illinois	0.1857825548%
IL42	Bourbonnais Township, Illinois	0.0007881230%
IL43	Bourbonnais Village, Illinois	0.0558859639%
IL44	Bradley Village, Illinois	0.0950639376%
IL45	Bremen Township, Illinois	0.0008805382%
IL46	Bridgeview Village, Illinois	0.0500143261%
IL47	Broadview Village, Illinois	0.0576947589%
IL48	Brookfield Village, Illinois	0.0508215275%
IL49	Brown County, Illinois	0.0306875432%

Allocations are subject to change pursuant to a State-Subdivision Agreement, Allocation Statute, Statutory Trust, or voluntary redistribution.

IL50	Bruce Township, Illinois	0.0008928963%
IL51	Buffalo Grove Village, Illinois	0.2068406914%
IL52	Burbank City, Illinois	0.0690685990%
IL53	Bureau County, Illinois	0.0476091845%
IL54	Burr Ridge Village, Illinois	0.0419287366%
IL55	Cahokia Village, Illinois	0.0836030043%
IL56	Calhoun County, Illinois	0.0375722307%
IL57	Calumet City, Illinois	0.0970812870%
IL58	Calumet Township, Illinois	0.0001284071%
IL59	Campton Hills Village, Illinois	0.0275655408%
IL60	Canton City, Illinois	0.0820538651%
IL61	Canton Township, Illinois	0.0022485003%
IL62	Capital Township, Illinois	0.0149811918%
IL63	Carbondale City, Illinois	0.1954958522%
IL64	Carbondale Township, Illinois	0.0044639854%
IL65	Carol Stream Village, Illinois	0.1407965379%
IL66	Carpentersville Village, Illinois	0.1363950647%
IL67	Carroll County, Illinois	0.0896110775%
IL68	Cary Village, Illinois	0.0570626007%
IL69	Caseyville Township, Illinois	0.0007441028%
IL70	Cass County, Illinois	0.0771891430%
IL71	Centralia City, Illinois	0.0719850238%
IL72	Centralia Township, Illinois	0.0028386679%
IL73	Centreville Township, Illinois	0.0027552732%
IL74	Champaign City Township, Illinois	0.0007413065%
IL75	Champaign City, Illinois	0.4052254107%
IL76	Champaign County, Illinois	0.7867199494%
IL77	Champaign Township, Illinois	0.0000980982%
IL78	Channahon Township, Illinois	0.0001433812%
IL79	Channahon Village, Illinois	0.0567296082%
IL80	Charleston City, Illinois	0.0995585026%
IL81	Charleston Township, Illinois	0.0004933774%
IL82	Chatham Village, Illinois	0.0295989467%
IL83	Cherry Valley Township, Illinois	0.0005782605%
IL84	Chicago City, Illinois	15.6332843102%
IL85	Chicago Heights City, Illinois	0.1217857439%
IL86	Chicago Ridge Village, Illinois	0.0524909103%
IL87	Christian County, Illinois	0.2284950394%
IL88	Clark County, Illinois	0.1644712121%
IL89	Clay County, Illinois	0.0936362597%
IL90	Clinton County, Illinois	0.1943019862%
IL91	Coles County, Illinois	0.1247615688%
IL92	Collinsville City, Illinois	0.3522703495%
IL93	Collinsville Township, Illinois	0.0035801096%
IL94	Coloma Township, Illinois	0.0001118094%
IL95	Columbia City, Illinois	0.0433790110%
IL96	Cook County, Illinois	14.3857624802%
IL97	Cortland Township, Illinois	0.0004724498%
IL98	Country Club Hills City, Illinois	0.0671118224%

Allocations are subject to change pursuant to a State-Subdivision Agreement, Allocation Statute, Statutory Trust, or voluntary redistribution.

IL99	Countryside City, Illinois	0.0301223625%
IL100	Crawford County, Illinois	0.1569938764%
IL101	Crest Hill City, Illinois	0.0526985627%
IL102	Crestwood Village, Illinois	0.0142112001%
IL103	Crete Township, Illinois	0.0005995941%
IL104	Crystal Lake City, Illinois	0.3158354713%
IL105	Cuba Township, Illinois	0.0000224160%
IL106	Cumberland County, Illinois	0.0570281874%
IL107	Danville City, Illinois	0.2559565285%
IL108	Danville Township, Illinois	0.0051367359%
IL109	Darien City, Illinois	0.0902261418%
IL110	De Witt County, Illinois	0.1599714603%
IL111	Decatur City, Illinois	0.4645929351%
IL112	Decatur Township, Illinois	0.0043295346%
IL113	Deerfield Village, Illinois	0.0932320501%
IL114	Dekalb City, Illinois	0.1798256279%
IL115	Dekalb County, Illinois	0.3798574494%
IL116	Dekalb Township, Illinois	0.0026983537%
IL117	Des Plaines City, Illinois	0.2324422843%
IL118	Dixon City, Illinois	0.0928778143%
IL119	Dixon Township, Illinois	0.0012205217%
IL120	Dolton Village, Illinois	0.0603302846%
IL121	Dorr Township, Illinois	0.0004505750%
IL122	Douglas County, Illinois	0.1069846469%
IL123	Douglas Township, Effingham County, Illinois	0.0000906562%
IL124	Downers Grove Township, Illinois	0.0013497857%
IL125	Downers Grove Village, Illinois	0.3224473331%
IL126	Dundee Township, Illinois	0.0009813425%
IL127	Dupage County, Illinois	2.6161997714%
IL128	East Moline City, Illinois	0.0875479039%
IL129	East Peoria City, Illinois	0.2490109525%
IL130	East St. Louis City, Illinois	0.3029578651%
IL131	Edgar County, Illinois	0.1405180293%
IL132	Edwards County, Illinois	0.0682030349%
IL133	Edwardsville City, Illinois	0.2287071119%
IL134	Edwardsville Township, Illinois	0.0014741787%
IL135	Effingham City, Illinois	0.1268902766%
IL136	Effingham County, Illinois	0.1621189307%
IL137	Ela Township, Illinois	0.0090682851%
IL138	Elgin City, Illinois	0.5305768766%
IL139	Elgin Township, Illinois	0.0028839058%
IL140	Elk Grove Township, Illinois	0.0062372846%
IL141	Elk Grove Village, Illinois	0.1757993182%
IL142	Elmhurst City, Illinois	0.2577623917%
IL143	Elmwood Park Village, Illinois	0.0602202342%
IL144	Evanston City, Illinois	0.2696457560%
IL145	Evergreen Park Village, Illinois	0.0597799426%
IL146	Fairview Heights City, Illinois	0.1121410475%

Allocations are subject to change pursuant to a State-Subdivision Agreement, Allocation Statute, Statutory Trust, or voluntary redistribution.

IL147	Fayette County, Illinois	0.1838936576%
IL148	Flagg Township, Illinois	0.0014040442%
IL149	Fondulac Township, Illinois	0.0006431181%
IL150	Ford County, Illinois	0.1115951707%
IL151	Forest Park Village, Illinois	0.0453425079%
IL152	Fox Lake Village, Illinois	0.0630233162%
IL153	Frankfort Township, Will County, Illinois	0.0004301436%
IL154	Frankfort Village, Illinois	0.0673884818%
IL155	Franklin County, Illinois	0.3406006814%
IL156	Franklin Park Village, Illinois	0.0785284649%
IL157	Freeport City, Illinois	0.0999016884%
IL158	Freeport Township, Illinois	0.0064044800%
IL159	Fremont Township, Illinois	0.0010312711%
IL160	Fulton County, Illinois	0.2358510040%
IL161	Galesburg City Township, Illinois	0.0008294369%
IL162	Galesburg City, Illinois	0.1473738962%
IL163	Gallatin County, Illinois	0.0650151375%
IL164	Geneva City, Illinois	0.0883298478%
IL165	Geneva Township, Illinois	0.0003004285%
IL166	Glen Carbon Village, Illinois	0.0731670278%
IL167	Glen Ellyn Village, Illinois	0.1026185792%
IL168	Glendale Heights Village, Illinois	0.0836866697%
IL169	Glenview Village, Illinois	0.1572220054%
IL170	Godfrey Township, Illinois	0.0014140118%
IL171	Godfrey Village, Illinois	0.0597791307%
IL172	Grafton Township, Illinois	0.0009156731%
IL173	Granite City Township, Illinois	0.0120340521%
IL174	Granite City, Illinois	0.4907786518%
IL175	Grant Township, Lake County, Illinois	0.0007510035%
IL176	Grayslake Village, Illinois	0.0571222264%
IL177	Greene County, Illinois	0.1348392954%
IL178	Greenwood Township, Illinois	0.0002761633%
IL179	Groveland Township, Illinois	0.0006029317%
IL180	Grundy County, Illinois	0.3802436630%
IL181	Gurnee Village, Illinois	0.2256865903%
IL182	Hamilton County, Illinois	0.0461838068%
IL183	Hancock County, Illinois	0.0864855571%
IL184	Hanover Park Village, Illinois	0.1439424899%
IL185	Hanover Township, Cook County, Illinois	0.0100530103%
IL186	Hardin County, Illinois	0.1047177898%
IL187	Harlem Township, Illinois	0.0013712546%
IL188	Harrisburg City, Illinois	0.1363861795%
IL189	Harrisburg Township, Illinois	0.0018453732%
IL190	Harvey City, Illinois	0.0542520318%
IL191	Harwood Heights Village, Illinois	0.0264961580%
IL192	Hazel Crest Village, Illinois	0.0328924293%
IL193	Henderson County, Illinois	0.0337023368%



Allocations are subject to change pursuant to a State-Subdivision  
Agreement, Allocation Statute, Statutory Trust, or voluntary redistribution.

IL194	Henry County, Illinois	0.2612811167%
IL195	Herrin City, Illinois	0.1579067080%
IL196	Hickory Hills City, Illinois	0.0299939554%
IL197	Hickory Point Township, Illinois	0.0008317372%
IL198	Highland Park City, Illinois	0.2271774569%
IL199	Hillside Village, Illinois	0.0587648633%
IL200	Hinsdale Village, Illinois	0.0916908489%
IL201	Hodgkins Village, Illinois	0.0232613539%
IL202	Hoffman Estates Village, Illinois	0.1751755942%
IL203	Homer Glen Village, Illinois	0.0469112216%
IL204	Homewood Village, Illinois	0.0501427783%
IL205	Huntley Village, Illinois	0.0524270901%
IL206	Iroquois County, Illinois	0.2807520024%
IL207	Jackson County, Illinois	0.3445573527%
IL208	Jacksonville City, Illinois	0.1116974183%
IL209	Jarvis Township, Illinois	0.0005415470%
IL210	Jasper County, Illinois	0.0661355314%
IL211	Jefferson County, Illinois	0.1817671148%
IL212	Jersey County, Illinois	0.2756349312%
IL213	Jo Daviess County, Illinois	0.1403563816%
IL214	Johnson County, Illinois	0.0829436944%
IL215	Joliet City, Illinois	0.8239848960%
IL216	Joliet Township, Illinois	0.0038451777%
IL217	Justice Village, Illinois	0.0222156950%
IL218	Kane County, Illinois	0.8176130703%
IL219	Kankakee City, Illinois	0.3012693137%
IL220	Kankakee County, Illinois	0.4890037289%
IL221	Kankakee Township, Illinois	0.0039230699%
IL222	Kendall County, Illinois	0.3206091763%
IL223	Kewanee City, Illinois	0.0484121913%
IL224	Knox County, Illinois	0.3018005773%
IL225	La Grange Park Village, Illinois	0.0306665705%
IL226	La Grange Village, Illinois	0.0489381328%
IL227	Lake County, Illinois	2.6259751751%
IL228	Lake Forest City, Illinois	0.1511340104%
IL229	Lake in the Hills Village, Illinois	0.1015964188%
IL230	Lake Villa Township, Illinois	0.0004259490%
IL231	Lake Zurich Village, Illinois	0.1926754509%
IL232	Lansing Village, Illinois	0.0775500541%
IL233	Lasalle County, Illinois	1.1531097603%
IL234	Lawrence County, Illinois	0.1653700620%
IL235	Lee County, Illinois	0.1825689940%
IL236	Lemont Township, Illinois	0.0001161843%
IL237	Lemont Village, Illinois	0.0231572571%
IL238	Leyden Township, Illinois	0.0047085318%
IL239	Libertyville Township, Illinois	0.0017598586%
IL240	Libertyville Village, Illinois	0.1502709269%
IL241	Limestone Township, Peoria County, Illinois	0.0011792979%

Allocations are subject to change pursuant to a State-Subdivision Agreement, Allocation Statute, Statutory Trust, or voluntary redistribution.

IL242	Lincoln City, Illinois	0.0655854600%
IL243	Lincolnwood Village, Illinois	0.0553527158%
IL244	Lindenhurst Village, Illinois	0.0249965865%
IL245	Lisle Township, Illinois	0.0028275726%
IL246	Lisle Village, Illinois	0.0801260444%
IL247	Livingston County, Illinois	0.3523352973%
IL248	Lockport City, Illinois	0.0826388459%
IL249	Lockport Township, Illinois	0.0026329549%
IL250	Logan County, Illinois	0.1508938390%
IL251	Lombard Village, Illinois	0.2672806655%
IL252	Long Creek Township, Illinois	0.0000227768%
IL253	Loves Park City, Illinois	0.0603913084%
IL254	Lyons Township, Illinois	0.0242947899%
IL255	Lyons Village, Illinois	0.0362495516%
IL256	Machesney Park Village, Illinois	0.0567176109%
IL257	Macomb City Township, Illinois	0.0004703751%
IL258	Macomb City, Illinois	0.0564835283%
IL259	Macon County, Illinois	0.3950197281%
IL260	Macoupin County, Illinois	0.3852372432%
IL261	Madison County, Illinois	1.8722976663%
IL262	Mahomet Township, Illinois	0.0000436142%
IL263	Maine Township, Illinois	0.0042498834%
IL264	Manhattan Township, Illinois	0.0001694505%
IL265	Manteno Township, Illinois	0.0001751334%
IL266	Marion City, Illinois	0.3397669146%
IL267	Marion County, Illinois	0.4057459850%
IL268	Markham City, Illinois	0.0380473416%
IL269	Marshall County, Illinois	0.0822533539%
IL270	Mason County, Illinois	0.1285091896%
IL271	Massac County, Illinois	0.0636875874%
IL272	Matteson Village, Illinois	0.0702548878%
IL273	Mattoon City, Illinois	0.1408343339%
IL274	Mattoon Township, Illinois	0.0020198301%
IL275	Maywood Village, Illinois	0.0867531057%
IL276	McCook Village, Illinois	0.0198186268%
IL277	McDonough County, Illinois	0.1352577123%
IL278	McHenry City, Illinois	0.1211162859%
IL279	McHenry County, Illinois	1.5065411411%
IL280	McHenry Township, Illinois	0.0042440651%
IL281	McLean County, Illinois	0.5561192497%
IL282	Medina Township, Illinois	0.0027619935%
IL283	Melrose Park Village, Illinois	0.1186181878%
IL284	Menard County, Illinois	0.0813562631%
IL285	Mercer County, Illinois	0.0972248035%
IL286	Merrionette Park Village, Illinois	0.0076009169%
IL287	Metropolis City, Illinois	0.0947332002%
IL288	Midlothian Village, Illinois	0.0406706896%
IL289	Milton Township, Illinois	0.0050733217%
IL290	Minooka Village, Illinois	0.0596777852%

Allocations are subject to change pursuant to a State-Subdivision Agreement, Allocation Statute, Statutory Trust, or voluntary redistribution.

IL291	Mokena Village, Illinois	0.0573127849%
IL292	Moline City, Illinois	0.2352551083%
IL293	Moline Township, Illinois	0.0021255506%
IL294	Monee Township, Illinois	0.0006126287%
IL295	Monroe County, Illinois	0.1998142464%
IL296	Montgomery County, Illinois	0.2577543184%
IL297	Montgomery Village, Illinois	0.0525907223%
IL298	Moraine Township, Illinois	0.0009976246%
IL299	Morgan County, Illinois	0.1714185471%
IL300	Morris City, Illinois	0.0838389812%
IL301	Morton Grove Village, Illinois	0.1034836472%
IL302	Morton Township, Illinois	0.0001808615%
IL303	Morton Village, Illinois	0.0732964272%
IL304	Moultrie County, Illinois	0.0673647578%
IL305	Mount Prospect Village, Illinois	0.1704792853%
IL306	Mount Vernon City, Illinois	0.1499593581%
IL307	Mundelein Village, Illinois	0.1639685886%
IL308	Nameoki Township, Illinois	0.0012635946%
IL309	Naperville City, Illinois	0.7685669619%
IL310	Naperville Township, Illinois	0.0007679621%
IL311	New Lenox Township, Illinois	0.0033107569%
IL312	New Lenox Village, Illinois	0.0896513993%
IL313	New Trier Township, Illinois	0.0008805382%
IL314	Newell Township, Illinois	0.0004502142%
IL315	Niles Township, Illinois	0.0037851461%
IL316	Niles Village, Illinois	0.1446924560%
IL317	Normal Town, Illinois	0.2474856274%
IL318	Normal Township, Illinois	0.0028460647%
IL319	Norridge Village, Illinois	0.0465655101%
IL320	North Aurora Village, Illinois	0.0468235422%
IL321	North Chicago City, Illinois	0.1275161655%
IL322	North Riverside Village, Illinois	0.0551815063%
IL323	Northbrook Village, Illinois	0.1427173226%
IL324	Northfield Township, Illinois	0.0029902126%
IL325	Northlake City, Illinois	0.0381023667%
IL326	Norwood Park Township, Illinois	0.0000244456%
IL327	Nunda Township, Illinois	0.0006104638%
IL328	Oak Forest City, Illinois	0.0759968556%
IL329	Oak Lawn Village, Illinois	0.1589709041%
IL330	Oak Park Township, Illinois	0.0286302780%
IL331	Oak Park Village, Illinois	0.2093093375%
IL332	O'Fallon City, Illinois	0.1398947564%
IL333	Ogle County, Illinois	0.3365190759%
IL334	Orland Park Village, Illinois	0.1051852784%
IL335	Orland Township, Illinois	0.0048491617%
IL336	Oswego Township, Illinois	0.0001389611%
IL337	Oswego Village, Illinois	0.1197866160%
IL338	Ottawa City, Illinois	0.1652725952%
IL339	Ottawa Township, Illinois	0.0014113508%

Allocations are subject to change pursuant to a State-Subdivision Agreement, Allocation Statute, Statutory Trust, or voluntary redistribution.

IL340	Palatine Township, Illinois	0.0063840485%
IL341	Palatine Village, Illinois	0.2160969641%
IL342	Palos Heights City, Illinois	0.0290094105%
IL343	Palos Hills City, Illinois	0.0251753281%
IL344	Palos Township, Illinois	0.0020179357%
IL345	Park Forest Village, Illinois	0.0840587662%
IL346	Park Ridge City, Illinois	0.1116349061%
IL347	Pekin City, Illinois	0.3387071386%
IL348	Pekin Township, Illinois	0.0001206044%
IL349	Peoria City Township, Illinois	0.0211339541%
IL350	Peoria City, Illinois	1.0471081247%
IL351	Peoria County, Illinois	0.8420753713%
IL352	Perry County, Illinois	0.1986418042%
IL353	Peru Township, Illinois	0.0000575960%
IL354	Piatt County, Illinois	0.1038367555%
IL355	Pike County, Illinois	0.0985397249%
IL356	Plainfield Village, Illinois	0.1401767830%
IL357	Plano City, Illinois	0.0251954890%
IL358	Pontiac City, Illinois	0.0820476409%
IL359	Pontiac Township, Illinois	0.0008416598%
IL360	Pope County, Illinois	0.0387821081%
IL361	Posen Village, Illinois	0.0146759373%
IL362	Princeton City, Illinois	0.2434249044%
IL363	Prospect Heights City, Illinois	0.0204667964%
IL364	Proviso Township, Illinois	0.0309234299%
IL365	Pulaski County, Illinois	0.0365681114%
IL366	Putnam County, Illinois	0.0450191673%
IL367	Quincy City, Illinois	0.2800247680%
IL368	Quincy Township, Illinois	0.0014712470%
IL369	Randolph County, Illinois	0.3747229235%
IL370	Rantoul Township, Illinois	0.0005778095%
IL371	Rantoul Village, Illinois	0.0520880989%
IL372	Rich Township, Illinois	0.0027945575%
IL373	Richland County, Illinois	0.1171915473%
IL374	Richton Park Village, Illinois	0.0312964284%
IL375	River Forest Township, Illinois	0.0018589491%
IL376	River Forest Village, Illinois	0.0488586169%
IL377	River Grove Village, Illinois	0.0284407118%
IL378	Riverdale Village, Illinois	0.0390135296%
IL379	Riverside Township, Illinois	0.0028495827%
IL380	Riverside Village, Illinois	0.0269914748%
IL381	Rock Island City, Illinois	0.2048536960%
IL382	Rock Island County, Illinois	0.4477190124%
IL383	Rock Island Township, Illinois	0.0012090205%
IL384	Rockford City, Illinois	1.8636718829%
IL385	Rockford Township, Illinois	0.0222707202%
IL386	Rockton Township, Illinois	0.0013382395%
IL387	Rolling Meadows City, Illinois	0.1143438589%
IL388	Romeoville Village, Illinois	0.2124235372%

Allocations are subject to change pursuant to a State-Subdivision Agreement, Allocation Statute, Statutory Trust, or voluntary redistribution.

IL389	Roscoe Township, Illinois	0.0001321506%
IL390	Roscoe Village, Illinois	0.0285983454%
IL391	Roselle Village, Illinois	0.0882981406%
IL392	Round Lake Beach Village, Illinois	0.0718399287%
IL393	Round Lake Village, Illinois	0.0341657210%
IL394	Rutland Township, Kane County, Illinois	0.0000200256%
IL395	Saline County, Illinois	0.3157094095%
IL396	Sangamon County, Illinois	0.6566424069%
IL397	Sauk Village, Illinois	0.0225886936%
IL398	Schaumburg Township, Illinois	0.0137097493%
IL399	Schaumburg Village, Illinois	0.2968023515%
IL400	Schiller Park Village, Illinois	0.0601957886%
IL401	Schuyler County, Illinois	0.0371428539%
IL402	Scott County, Illinois	0.0254366526%
IL403	Sesser City, Illinois	0.0116834244%
IL404	Shelby County, Illinois	0.1305766480%
IL405	Shiloh Valley Township, Illinois	0.0000402315%
IL406	Shiloh Village, Illinois	0.0381714188%
IL407	Shorewood Village, Illinois	0.0493356672%
IL408	Skokie Village, Illinois	0.1964801264%
IL409	South Elgin Village, Illinois	0.0529218206%
IL410	South Holland Village, Illinois	0.0587832201%
IL411	South Moline Township, Illinois	0.0015892806%
IL412	South Rock Island Township, Illinois	0.0012188078%
IL413	Springfield City, Illinois	0.9971442684%
IL414	St Clair County, Illinois	1.2964187840%
IL415	St. Charles City, Illinois	0.2062203952%
IL416	Stark County, Illinois	0.0288234074%
IL417	Stephenson County, Illinois	0.2577976169%
IL418	Sterling City, Illinois	0.3656157148%
IL419	Sterling Township, Illinois	0.0004940540%
IL420	Stickney Township, Illinois	0.0300061782%
IL421	Stone Park Village, Illinois	0.0241358032%
IL422	Streamwood Village, Illinois	0.0878171213%
IL423	Streator City, Illinois	0.1400665973%
IL424	Sugar Grove Township, Illinois	0.0009713297%
IL425	Summit Village, Illinois	0.0312780717%
IL426	Swansea Village, Illinois	0.0555074177%
IL427	Sycamore City, Illinois	0.0541938945%
IL428	Sycamore Township, Illinois	0.0007813576%
IL429	Taylorville City, Illinois	0.0807847228%
IL430	Taylorville Township, Illinois	0.0017106517%
IL431	Tazewell County, Illinois	0.5138073664%
IL432	Thornton Township, Illinois	0.0526926993%
IL433	Tinley Park Village, Illinois	0.1419492253%
IL434	Troy City, Illinois	0.0729865272%
IL435	Troy Township, Illinois	0.0004431782%
IL436	Union County, Illinois	0.1406335371%
IL437	Urbana City, Illinois	0.2112740522%

Allocations are subject to change pursuant to a State-Subdivision Agreement, Allocation Statute, Statutory Trust, or voluntary redistribution.

IL438	Vermilion County, Illinois	0.6460041902%
IL439	Vernon Hills Village, Illinois	0.1010624040%
IL440	Villa Park Village, Illinois	0.09974444607%
IL441	Wabash County, Illinois	0.0958447089%
IL442	Warren County, Illinois	0.1030681169%
IL443	Warren Township, Lake County, Illinois	0.0012778471%
IL444	Warrenville City, Illinois	0.0688157538%
IL445	Washington City, Illinois	0.0740199632%
IL446	Washington County, Illinois	0.1031463699%
IL447	Washington Township, Tazewell County, Illinois	0.0003215816%
IL448	Waterloo City, Illinois	0.0240175893%
IL449	Wauconda Township, Illinois	0.0012666616%
IL450	Wauconda Village, Illinois	0.0595994871%
IL451	Waukegan City, Illinois	0.4111769252%
IL452	Waukegan Township, Illinois	0.0196161612%
IL453	Wayne County, Illinois	0.1098885782%
IL454	Wayne Township, Illinois	0.0022690220%
IL455	West Chicago City, Illinois	0.0985343126%
IL456	West Frankfort City, Illinois	0.1255886605%
IL457	Westchester Village, Illinois	0.0602936162%
IL458	Western Springs Village, Illinois	0.0268752905%
IL459	Westmont Village, Illinois	0.1490930723%
IL460	Wheatland Township, Illinois	0.0000651733%
IL461	Wheaton City, Illinois	0.2463124635%
IL462	Wheeling Township, Illinois	0.0078149287%
IL463	Wheeling Village, Illinois	0.1229353643%
IL464	White County, Illinois	0.1227040781%
IL465	Whiteside County, Illinois	0.0430104324%
IL466	Will County, Illinois	2.7064530198%
IL467	Williamson County, Illinois	0.5140162817%
IL468	Wilmette Village, Illinois	0.1102957195%
IL469	Winfield Township, Illinois	0.0006981433%
IL470	Winnebago County, Illinois	1.8332085447%
IL471	Winnetka Village, Illinois	0.0646107926%
IL472	Wood Dale City, Illinois	0.0565745905%
IL473	Wood River City, Illinois	0.1092090173%
IL474	Wood River Township, Illinois	0.0059267532%
IL475	Woodford County, Illinois	0.3174394102%
IL476	Woodridge Village, Illinois	0.1148193757%
IL477	Woodside Township, Illinois	0.0006326092%
IL478	Woodstock City, Illinois	0.0870473100%
IL479	Worth Township, Cook County, Illinois	0.0040664511%
IL480	Worth Village, Illinois	0.0280860700%
IL481	York Township, Dupage County, Illinois	0.0033860782%
IL482	Yorkville City, Illinois	0.0439376969%
IL483	Zion City, Illinois	0.1180331619%
IL484	Zion Township, Illinois	0.0057278958%

IN1	Adams County, Indiana	0.2857910234%
IN2	Advance Town, Indiana	0.0075602978%
IN3	Akron Town, Indiana	0.0162531694%
IN4	Alamo Town, Indiana	0.0009413600%
IN5	Albany Town, Indiana	0.0315943962%
IN6	Albion Town, Indiana	0.0349038651%
IN7	Alexandria City, Indiana	0.0730730728%
IN8	Alfordsville Town, Indiana	0.0014708751%
IN9	Allen County, Indiana	2.0763019377%
IN10	Alton Town, Indiana	0.0007942725%
IN11	Altona Town, Indiana	0.0028976239%
IN12	Ambia Town, Indiana	0.0033388864%
IN13	Amboy Town, Indiana	0.0052657327%
IN14	Amo Town, Indiana	0.0063394715%
IN15	Anderson City, Indiana	0.8055247244%
IN16	Andrews Town, Indiana	0.0167238494%
IN17	Angola City, Indiana	0.1284368099%
IN18	Arcadia Town, Indiana	0.0244459434%
IN19	Argos Town, Indiana	0.0239164284%
IN20	Ashley Town, Indiana	0.0144292843%
IN21	Atlanta Town, Indiana	0.0109580192%
IN22	Attica City, Indiana	0.0476710606%
IN23	Auburn City, Indiana	0.1983327925%
IN24	Aurora City, Indiana	0.0540693671%
IN25	Austin City, Indiana	0.0605706348%
IN26	Avilla Town, Indiana	0.0360952739%
IN27	Avon Town, Indiana	0.2751418880%
IN28	Bainbridge Town, Indiana	0.0109727279%
IN29	Bargersville Town, Indiana	0.1187878695%
IN30	Bartholomew County, Indiana	0.4724744855%
IN31	Batesville City, Indiana	0.0983427062%
IN32	Battle Ground Town, Indiana	0.0290497824%
IN33	Bedford City, Indiana	0.1943320124%
IN34	Beech Grove City, Indiana	0.2197046071%
IN35	Benton County, Indiana	0.0396106653%
IN36	Berne City, Indiana	0.0624680636%
IN37	Bethany Town, Indiana	0.0013090788%
IN38	Beverly Shores Town, Indiana	0.0088105416%
IN39	Bicknell City, Indiana	0.0417728516%
IN40	Birdseye Town, Indiana	0.0061335490%
IN41	Blackford County, Indiana	0.0621885974%
IN42	Bloomfield Town, Indiana	0.0338301263%
IN43	Bloomington Town, Indiana	0.0048391789%
IN44	Bloomington City, Indiana	1.2613489042%
IN45	Blountsville Town, Indiana	0.0018827201%
IN46	Bluffton City, Indiana	0.1492496919%
IN47	Boone County, Indiana	0.1646203363%
IN48	Boonville City, Indiana	0.0915913897%
IN49	Borden Town, Indiana	0.0137673905%

IN50	Boston Town, Indiana	0.0019121376%
IN51	Boswell Town, Indiana	0.0113110292%
IN52	Bourbon Town, Indiana	0.0257991485%
IN53	Brazil City, Indiana	0.1175670432%
IN54	Bremen Town, Indiana	0.0658069500%
IN55	Bristol Town, Indiana	0.0248872059%
IN56	Brook Town, Indiana	0.0140468568%
IN57	Brooklyn Town, Indiana	0.0234898746%
IN58	Brooksbury Town, Indiana	0.0011619913%
IN59	Brookston Town, Indiana	0.0225485146%
IN60	Brookville Town, Indiana	0.0371984302%
IN61	Brown County, Indiana	0.2058342553%
IN62	Brownsburg Town, Indiana	0.3971509739%
IN63	Brownstown, Indiana	0.0425377066%
IN64	Bruceville Town, Indiana	0.0069866565%
IN65	Bryant Town, Indiana	0.0036036439%
IN66	Bunker Hill Town, Indiana	0.0125171467%
IN67	Burket Town, Indiana	0.0028682064%
IN68	Burlington Town, Indiana	0.0088840853%
IN69	Burnettsville Town, Indiana	0.0049862664%
IN70	Burns Harbor Town, Indiana	0.0268875960%
IN71	Butler City, Indiana	0.0399783840%
IN72	Cadiz Town, Indiana	0.0020003901%
IN73	Cambridge City Town, Indiana	0.0257403135%
IN74	Camden Town, Indiana	0.0091047166%
IN75	Campbellsburg Town, Indiana	0.0085163666%
IN76	Cannelburg Town, Indiana	0.0024122351%
IN77	Cannelton City, Indiana	0.0217836596%
IN78	Carbon Town, Indiana	0.0055451990%
IN79	Carlisle Town, Indiana	0.0096783579%
IN80	Carmel City, Indiana	1.4865840015%
IN81	Carroll County, Indiana	0.2056577503%
IN82	Carthage Town, Indiana	0.0130760792%
IN83	Cass County, Indiana	0.2485631757%
IN84	Cayuga Town, Indiana	0.0162384606%
IN85	Cedar Grove Town, Indiana	0.0022357301%
IN86	Cedar Lake Town, Indiana	0.1939054586%
IN87	Center Point Town, Indiana	0.0033977214%
IN88	Centerville Town, Indiana	0.0379338677%
IN89	Chalmers Town, Indiana	0.0072514140%
IN90	Chandler Town, Indiana	0.0488036344%
IN91	Charlestown City, Indiana	0.1231122422%
IN92	Chesterfield Town, Indiana	0.0364335751%
IN93	Chesterton Town, Indiana	0.2072168779%
IN94	Chrisney Town, Indiana	0.0069425303%
IN95	Churubusco Town, Indiana	0.0291086174%
IN96	Cicero Town, Indiana	0.0728524415%
IN97	Clark County, Indiana	0.4334668790%
IN98	Clarks Hill Town, Indiana	0.0106932617%



IN99	Clarksville Town, Indiana	0.3170912446%
IN100	Clay City Town, Indiana	0.0121641367%
IN101	Clay County, Indiana	0.2188514996%
IN102	Claypool Town, Indiana	0.0063835977%
IN103	Clayton Town, Indiana	0.0155177318%
IN104	Clear Lake Town, Indiana	0.0050598102%
IN105	Clifford Town, Indiana	0.0036918964%
IN106	Clinton City, Indiana	0.0689252051%
IN107	Clinton County, Indiana	0.1742545679%
IN108	Cloverdale Town, Indiana	0.0315502699%
IN109	Coatesville Town, Indiana	0.0082957353%
IN110	Colfax Town, Indiana	0.0099872416%
IN111	Columbia City, Indiana	0.1358206027%
IN112	Columbus City, Indiana	0.7066966294%
IN113	Connersville City, Indiana	0.1882131722%
IN114	Converse Town, Indiana	0.0179740932%
IN115	Corunna Town, Indiana	0.0037654401%
IN116	Corydon Town, Indiana	0.0470827105%
IN117	Country Club Heights Town, Indiana	0.0011472825%
IN118	Covington City, Indiana	0.0367718764%
IN119	Crandall Town, Indiana	0.0022210213%
IN120	Crane Town, Indiana	0.0026328664%
IN121	Crawford County, Indiana	0.1183760245%
IN122	Crawfordsville City, Indiana	0.2370756415%
IN123	Cromwell Town, Indiana	0.0074867540%
IN124	Crothersville Town, Indiana	0.0227397284%
IN125	Crown Point City, Indiana	0.4484403871%
IN126	Culver Town, Indiana	0.0214894846%
IN127	Cynthiana Town, Indiana	0.0078838903%
IN128	Dale Town, Indiana	0.0219307471%
IN129	Daleville Town, Indiana	0.0242400209%
IN130	Dana Town, Indiana	0.0083839878%
IN131	Danville Town, Indiana	0.1489408082%
IN132	Darlington Town, Indiana	0.0126789430%
IN133	Darmstadt Town, Indiana	0.0210629308%
IN134	Daviess County, Indiana	0.2625659062%
IN135	Dayton Town, Indiana	0.0245341959%
IN136	De Kalb County, Indiana	0.2455478818%
IN137	De Motte Town, Indiana	0.0611736936%
IN138	Dearborn County, Indiana	0.4922871725%
IN139	Decatur City, Indiana	0.1449988630%
IN140	Decatur County, Indiana	0.1492055657%
IN141	Decker Town, Indiana	0.0036330614%
IN142	Delaware County, Indiana	0.4090797706%
IN143	Delphi City, Indiana	0.0427877554%
IN144	Denver Town, Indiana	0.0068689865%
IN145	Dillsboro Town, Indiana	0.0207393383%
IN146	Dublin Town, Indiana	0.0109874367%
IN147	Dubois County, Indiana	0.2578149798%

IN148	Dugger Town, Indiana	0.0128260305%
IN149	Dune Acres Town, Indiana	0.0026769926%
IN150	Dunkirk City, Indiana	0.0331682325%
IN151	Dunreith Town, Indiana	0.0024857788%
IN152	Dupont Town, Indiana	0.0048244702%
IN153	Dyer Town, Indiana	0.2349869989%
IN154	Earl Park Town, Indiana	0.0050451014%
IN155	East Chicago City, Indiana	0.4091533143%
IN156	East Germantown, Indiana	0.0051627714%
IN157	Eaton Town, Indiana	0.0254902647%
IN158	Economy Town, Indiana	0.0025740313%
IN159	Edgewood Town, Indiana	0.0273288585%
IN160	Edinburgh Town, Indiana	0.0675131651%
IN161	Edwardsport Town, Indiana	0.0043684989%
IN162	Elberfeld Town, Indiana	0.0096489404%
IN163	Elizabeth Town, Indiana	0.0030300026%
IN164	Elizabethtown, Indiana	0.0079133078%
IN165	Elkhart City, Indiana	0.7701207618%
IN166	Elkhart County, Indiana	1.5417271074%
IN167	Ellettsville Town, Indiana	0.0992399400%
IN168	Elnora Town, Indiana	0.0099431154%
IN169	Elwood City, Indiana	0.1234652522%
IN170	English Town, Indiana	0.0091929691%
IN171	Etna Green Town, Indiana	0.0086634541%
IN172	Evansville City, Indiana	1.7353236822%
IN173	Fairland Town, Indiana	0.0085163666%
IN174	Fairmount Town, Indiana	0.0407138215%
IN175	Fairview Park Town, Indiana	0.0192978807%
IN176	Farmersburg Town, Indiana	0.0157383631%
IN177	Farmland Town, Indiana	0.0184006469%
IN178	Fayette County, Indiana	0.1515883833%
IN179	Ferdinand Town, Indiana	0.0330505625%
IN180	Fillmore Town, Indiana	0.0078397640%
IN181	Fishers City, Indiana	1.4018910158%
IN182	Flora Town, Indiana	0.0294469186%
IN183	Floyd County, Indiana	0.5480039196%
IN184	Fort Branch Town, Indiana	0.0406844040%
IN185	Fort Wayne City, Indiana	3.9772755687%
IN186	Fortville Town, Indiana	0.0612178198%
IN187	Fountain City Town, Indiana	0.0111198154%
IN188	Fountain County, Indiana	0.1041085365%
IN189	Fowler Town, Indiana	0.0338595438%
IN190	Fowlerton Town, Indiana	0.0037213139%
IN191	Francesville Town, Indiana	0.0117228742%
IN192	Francisco Town, Indiana	0.0081486478%
IN193	Frankfort City, Indiana	0.2336337939%
IN194	Franklin City, Indiana	0.3766616843%
IN195	Franklin County, Indiana	0.2854085959%
IN196	Frankton Town, Indiana	0.0270052660%

IN197	Fremont Town, Indiana	0.0322121637%
IN198	French Lick Town, Indiana	0.0261374497%
IN199	Fulton County, Indiana	0.1758136954%
IN200	Fulton Town, Indiana	0.0048097614%
IN201	Galveston Town, Indiana	0.0185183170%
IN202	Garrett City, Indiana	0.0943272173%
IN203	Gary City, Indiana	1.1013765331%
IN204	Gas City, Indiana	0.0848989082%
IN205	Gaston Town, Indiana	0.0128407392%
IN206	Geneva Town, Indiana	0.0199891920%
IN207	Gentryville Town, Indiana	0.0038978189%
IN208	Georgetown, Indiana	0.0495831981%
IN209	Gibson County, Indiana	0.2161745070%
IN210	Glenwood Town, Indiana	0.0034712651%
IN211	Goodland Town, Indiana	0.0145616631%
IN212	Goshen City, Indiana	0.5032893179%
IN213	Gosport Town, Indiana	0.0117228742%
IN214	Grabill Town, Indiana	0.0169444806%
IN215	Grandview Town, Indiana	0.0105755917%
IN216	Grant County, Indiana	0.2971314700%
IN217	Greencastle City, Indiana	0.1510588682%
IN218	Greendale City, Indiana	0.0638506862%
IN219	Greene County, Indiana	0.2893064148%
IN220	Greenfield City, Indiana	0.3383895154%
IN221	Greens Fork Town, Indiana	0.0056922865%
IN222	Greensboro Town, Indiana	0.0020150988%
IN223	Greensburg City, Indiana	0.1749017529%
IN224	Greentown, Indiana	0.0349185738%
IN225	Greenville Town, Indiana	0.0154588968%
IN226	Greenwood City, Indiana	0.8745528908%
IN227	Griffin Town, Indiana	0.0024857788%
IN228	Griffith Town, Indiana	0.2362225340%
IN229	Hagerstown, Indiana	0.0246077397%
IN230	Hamilton County, Indiana	0.3369480578%
IN231	Hamilton Town, Indiana	0.0232398259%
IN232	Hamlet Town, Indiana	0.0111933592%
IN233	Hammond City, Indiana	1.1108342597%
IN234	Hancock County, Indiana	0.5794071020%
IN235	Hanover Town, Indiana	0.0515100445%
IN236	Hardinsburg Town, Indiana	0.0035153914%
IN237	Harmony Town, Indiana	0.0094283091%
IN238	Harrison County, Indiana	0.5175273884%
IN239	Hartford City, Indiana	0.0832515282%
IN240	Hartsville Town, Indiana	0.0058835002%
IN241	Haubstadt Town, Indiana	0.0249607497%
IN242	Hazleton Town, Indiana	0.0039419451%
IN243	Hebron Town, Indiana	0.0539811146%
IN244	Hendricks County, Indiana	1.0582210590%
IN245	Henry County, Indiana	0.3396250504%

IN246	Highland Town, Indiana	0.3282404775%
IN247	Hillsboro Town, Indiana	0.0073690840%
IN248	Hobart City, Indiana	0.4109477819%
IN249	Holland Town, Indiana	0.0095606879%
IN250	Holton Town, Indiana	0.0066189378%
IN251	Hope Town, Indiana	0.0327710962%
IN252	Howard County, Indiana	0.3093397330%
IN253	Hudson Town, Indiana	0.0075897153%
IN254	Huntertown, Indiana	0.1003725138%
IN255	Huntingburg City, Indiana	0.0907529910%
IN256	Huntington City, Indiana	0.2520785671%
IN257	Huntington County, Indiana	0.2077758104%
IN258	Hymera Town, Indiana	0.0111933592%
IN259	Indian Village Town, Indiana	0.0019856813%
IN260	Indianapolis City, Indiana	13.0829776512%
IN261	Ingalls Town, Indiana	0.0356540114%
IN262	Jackson County, Indiana	0.2814960682%
IN263	Jamestown, Indiana	0.0135908855%
IN264	Jasonville City, Indiana	0.0312119687%
IN265	Jasper City, Indiana	0.2312803938%
IN266	Jasper County, Indiana	0.3167235258%
IN267	Jay County, Indiana	0.1443958042%
IN268	Jefferson County, Indiana	0.2432533167%
IN269	Jeffersonville City, Indiana	0.7078733294%
IN270	Jennings County, Indiana	0.3047064766%
IN271	Johnson County, Indiana	0.6908994313%
IN272	Jonesboro City, Indiana	0.0241664772%
IN273	Jonesville Town, Indiana	0.0028534976%
IN274	Kempton Town, Indiana	0.0045450039%
IN275	Kendallville City, Indiana	0.1455283780%
IN276	Kennard Town, Indiana	0.0065601027%
IN277	Kentland Town, Indiana	0.0245341959%
IN278	Kewanna Town, Indiana	0.0087517066%
IN279	Kingman Town, Indiana	0.0067807340%
IN280	Kingsbury Town, Indiana	0.0035153914%
IN281	Kingsford Heights Town, Indiana	0.0203863283%
IN282	Kirklin Town, Indiana	0.0113551554%
IN283	Knightstown, Indiana	0.0314325999%
IN284	Knightsville Town, Indiana	0.0112816117%
IN285	Knox City, Indiana	0.0521425207%
IN286	Knox County, Indiana	0.2040986228%
IN287	Kokomo City, Indiana	0.8534017075%
IN288	Kosciusko County, Indiana	0.7211112049%
IN289	Kouts Town, Indiana	0.0287997336%
IN290	La Crosse Town, Indiana	0.0075750065%
IN291	La Fontaine Town, Indiana	0.0121788455%
IN292	La Paz Town, Indiana	0.0080751041%
IN293	La Porte City, Indiana	0.3172530408%
IN294	La Porte County, Indiana	0.6563485762%

IN295	Laconia Town, Indiana	0.0007501463%
IN296	Ladoga Town, Indiana	0.0146646243%
IN297	Lafayette City, Indiana	1.0549262989%
IN298	Lagrange County, Indiana	0.5134089383%
IN299	Lagrange Town, Indiana	0.0406402778%
IN300	Lagro Town, Indiana	0.0057511215%
IN301	Lake County, Indiana	0.6176498535%
IN302	Lake Station City, Indiana	0.1742251504%
IN303	Lakeville Town, Indiana	0.0117375829%
IN304	Lanesville Town, Indiana	0.0083104441%
IN305	Lapel Town, Indiana	0.0352715838%
IN306	Larwill Town, Indiana	0.0041772852%
IN307	Laurel Town, Indiana	0.0079721428%
IN308	Lawrence City, Indiana	0.7275242202%
IN309	Lawrence County, Indiana	0.3938267962%
IN310	Lawrenceburg City, Indiana	0.0735584615%
IN311	Leavenworth Town, Indiana	0.0034271389%
IN312	Lebanon City, Indiana	0.2362960777%
IN313	Leesburg Town, Indiana	0.0081192303%
IN314	Leo-Cedarville Town, Indiana	0.0567463597%
IN315	Lewisville Town, Indiana	0.0051480627%
IN316	Liberty Town, Indiana	0.0292115786%
IN317	Ligonier City, Indiana	0.0644096187%
IN318	Linden Town, Indiana	0.0112816117%
IN319	Linton City, Indiana	0.0765443379%
IN320	Little York Town, Indiana	0.0027946626%
IN321	Livonia Town, Indiana	0.0018091763%
IN322	Lizton Town, Indiana	0.0071925790%
IN323	Logansport City, Indiana	0.2586386698%
IN324	Long Beach Town, Indiana	0.0170327331%
IN325	Loogootee City, Indiana	0.0397136265%
IN326	Losantville Town, Indiana	0.0032947601%
IN327	Lowell Town, Indiana	0.1461020193%
IN328	Lynn Town, Indiana	0.0151058868%
IN329	Lynnville Town, Indiana	0.0141204005%
IN330	Lyons Town, Indiana	0.0105314654%
IN331	Mackey Town, Indiana	0.0019415551%
IN332	Macy Town, Indiana	0.0029270414%
IN333	Madison City, Indiana	0.1744604904%
IN334	Madison County, Indiana	0.6472144421%
IN335	Marengo Town, Indiana	0.0118699617%
IN336	Marion City, Indiana	0.4108154031%
IN337	Markle Town, Indiana	0.0160766644%
IN338	Markleville Town, Indiana	0.0075455890%
IN339	Marshall County, Indiana	0.3884875198%
IN340	Marshall Town, Indiana	0.0046626739%
IN341	Martin County, Indiana	0.0964452774%
IN342	Martinsville City, Indiana	0.1716364103%
IN343	Matthews Town, Indiana	0.0082221916%

IN344	Mauckport Town, Indiana	0.0012502438%
IN345	McCordsville Town, Indiana	0.1100067454%
IN346	Mecca Town, Indiana	0.0047950527%
IN347	Medaryville Town, Indiana	0.0083104441%
IN348	Medora Town, Indiana	0.0102372904%
IN349	Mellott Town, Indiana	0.0028387889%
IN350	Mentone Town, Indiana	0.0142380705%
IN351	Merom Town, Indiana	0.0032065076%
IN352	Merrillville Town, Indiana	0.5117468495%
IN353	Miami County, Indiana	0.3147084270%
IN354	Michiana Shores Town, Indiana	0.0043684989%
IN355	Michigan City, Indiana	0.4561918986%
IN356	Michigantown, Indiana	0.0066483553%
IN357	Middlebury Town, Indiana	0.0531427158%
IN358	Middletown, Indiana	0.0329181838%
IN359	Milan Town, Indiana	0.0271817710%
IN360	Milford Town, Indiana	0.0230191946%
IN361	Millersburg Town, Indiana	0.0139880218%
IN362	Millhousen Town, Indiana	0.0019121376%
IN363	Milltown, Indiana	0.0119140880%
IN364	Milton Town, Indiana	0.0065601027%
IN365	Mishawaka City, Indiana	0.7407768044%
IN366	Mitchell City, Indiana	0.0624974811%
IN367	Modoc Town, Indiana	0.0026622839%
IN368	Monon Town, Indiana	0.0256667697%
IN369	Monroe City Town, Indiana	0.0077662203%
IN370	Monroe County, Indiana	0.8226457100%
IN371	Monroe Town, Indiana	0.0129878267%
IN372	Monroeville Town, Indiana	0.0197244345%
IN373	Monrovia Town, Indiana	0.0221219608%
IN374	Monterey Town, Indiana	0.0029564589%
IN375	Montezuma Town, Indiana	0.0145028281%
IN376	Montgomery County, Indiana	0.2439446280%
IN377	Montgomery Town, Indiana	0.0111639417%
IN378	Monticello City, Indiana	0.0771179792%
IN379	Montpelier City, Indiana	0.0243282734%
IN380	Mooreland Town, Indiana	0.0051921889%
IN381	Moores Hill Town, Indiana	0.0090900078%
IN382	Mooresville Town, Indiana	0.1439692505%
IN383	Morgan County, Indiana	0.6498325997%
IN384	Morgantown, Indiana	0.0144734106%
IN385	Morocco Town, Indiana	0.0160913731%
IN386	Morristown, Indiana	0.0197097257%
IN387	Mount Auburn Town, Indiana	0.0015297101%
IN388	Mount Ayr Town, Indiana	0.0017209238%
IN389	Mount Carmel Town, Indiana	0.0010001950%
IN390	Mount Etna Town, Indiana	0.0015444188%
IN391	Mount Summit Town, Indiana	0.0048685964%
IN392	Mount Vernon City, Indiana	0.0956362961%

IN393	Mulberry Town, Indiana	0.0179446757%
IN394	Muncie City, Indiana	1.0001803293%
IN395	Munster Town, Indiana	0.3305938776%
IN396	Napoleon Town, Indiana	0.0033388864%
IN397	Nappanee City, Indiana	0.1006519801%
IN398	Nashville Town, Indiana	0.0161502081%
IN399	New Albany City, Indiana	0.5419144969%
IN400	New Amsterdam Town, Indiana	0.0004118450%
IN401	New Carlisle Town, Indiana	0.0308148324%
IN402	New Castle City, Indiana	0.2517108483%
IN403	New Chicago Town, Indiana	0.0285349761%
IN404	New Harmony Town, Indiana	0.0110756892%
IN405	New Haven City, Indiana	0.2341927264%
IN406	New Market Town, Indiana	0.0091635516%
IN407	New Middletown, Indiana	0.0012796613%
IN408	New Palestine Town, Indiana	0.0376396927%
IN409	New Pekin Town, Indiana	0.0204451633%
IN410	New Point Town, Indiana	0.0050156839%
IN411	New Richmond Town, Indiana	0.0048980139%
IN412	New Ross Town, Indiana	0.0050451014%
IN413	New Whiteland Town, Indiana	0.0917973122%
IN414	Newberry Town, Indiana	0.0027211189%
IN415	Newburgh Town, Indiana	0.0478328568%
IN416	Newport Town, Indiana	0.0070896178%
IN417	Newton County, Indiana	0.1229945722%
IN418	Newtown, Indiana	0.0035742264%
IN419	Noble County, Indiana	0.3779266369%
IN420	Noblesville City, Indiana	0.9511854812%
IN421	North Judson Town, Indiana	0.0251813810%
IN422	North Liberty Town, Indiana	0.0281672573%
IN423	North Manchester Town, Indiana	0.0845311895%
IN424	North Salem Town, Indiana	0.0079133078%
IN425	North Vernon City, Indiana	0.0985780462%
IN426	North Webster Town, Indiana	0.0171798207%
IN427	Oakland City, Indiana	0.0353598363%
IN428	Oaktown, Indiana	0.0087517066%
IN429	Odon Town, Indiana	0.0203716195%
IN430	Ogden Dunes Town, Indiana	0.0160031206%
IN431	Ohio County, Indiana	0.0549518921%
IN432	Oldenburg Town, Indiana	0.0097519016%
IN433	Onward Town, Indiana	0.0014414576%
IN434	Oolitic Town, Indiana	0.0166797231%
IN435	Orange County, Indiana	0.1699743215%
IN436	Orestes Town, Indiana	0.0059423352%
IN437	Orland Town, Indiana	0.0062365102%
IN438	Orleans Town, Indiana	0.0312560949%
IN439	Osceola Town, Indiana	0.0365365364%
IN440	Osgood Town, Indiana	0.0233133696%
IN441	Ossian Town, Indiana	0.0497449944%

IN442	Otterbein Town, Indiana	0.0186065695%
IN443	Owen County, Indiana	0.2610214874%
IN444	Owensville Town, Indiana	0.0198126870%
IN445	Oxford Town, Indiana	0.0169003544%
IN446	Palmyra Town, Indiana	0.0140615655%
IN447	Paoli Town, Indiana	0.0533486383%
IN448	Paragon Town, Indiana	0.0099725329%
IN449	Parke County, Indiana	0.1734897128%
IN450	Parker City Town, Indiana	0.0197685608%
IN451	Patoka Town, Indiana	0.0113551554%
IN452	Patriot Town, Indiana	0.0030741289%
IN453	Pendleton Town, Indiana	0.0642919487%
IN454	Pennville Town, Indiana	0.0099284066%
IN455	Perry County, Indiana	0.1482494969%
IN456	Perrysville Town, Indiana	0.0063688890%
IN457	Peru City, Indiana	0.1621345574%
IN458	Petersburg City, Indiana	0.0340801750%
IN459	Pierceton Town, Indiana	0.0150176343%
IN460	Pike County, Indiana	0.1329671051%
IN461	Pine Village Town, Indiana	0.0029711676%
IN462	Pittsboro Town, Indiana	0.0531574245%
IN463	Plainfield Town, Indiana	0.5190276810%
IN464	Plainville Town, Indiana	0.0073249578%
IN465	Plymouth City, Indiana	0.1468227481%
IN466	Poneto Town, Indiana	0.0028387889%
IN467	Portage City, Indiana	0.5440472657%
IN468	Porter County, Indiana	1.0379376920%
IN469	Porter Town, Indiana	0.0711021002%
IN470	Portland City, Indiana	0.0882819209%
IN471	Posey County, Indiana	0.2416794804%
IN472	Poseyville Town, Indiana	0.0152382656%
IN473	Pottawattamie Park Town, Indiana	0.0032947601%
IN474	Princes Lakes Town, Indiana	0.0197832695%
IN475	Princeton City, Indiana	0.1284515186%
IN476	Pulaski County, Indiana	0.1249949623%
IN477	Putnam County, Indiana	0.3331384914%
IN478	Randolph County, Indiana	0.1698860690%
IN479	Redkey Town, Indiana	0.0188566182%
IN480	Remington Town, Indiana	0.0169886069%
IN481	Rensselaer City, Indiana	0.0859285208%
IN482	Reynolds Town, Indiana	0.0077662203%
IN483	Richland Town, Indiana	0.0057511215%
IN484	Richmond City, Indiana	0.5198366623%
IN485	Ridgeville Town, Indiana	0.0109874367%
IN486	Riley Town, Indiana	0.0031770901%
IN487	Ripley County, Indiana	0.2119825131%
IN488	Rising Sun City, Indiana	0.0314620174%
IN489	River Forest Town, Indiana	0.0003235925%
IN490	Roachdale Town, Indiana	0.0128995742%



IN491	Roann Town, Indiana	0.0066336465%
IN492	Roanoke Town, Indiana	0.0251519635%
IN493	Rochester City, Indiana	0.0881642509%
IN494	Rockport City, Indiana	0.0315355612%
IN495	Rockville Town, Indiana	0.0364482839%
IN496	Rome City Town, Indiana	0.0205481245%
IN497	Rosedale Town, Indiana	0.0103843779%
IN498	Roseland Town, Indiana	0.0093547654%
IN499	Rossville Town, Indiana	0.0227250196%
IN500	Royal Center Town, Indiana	0.0122670980%
IN501	Rush County, Indiana	0.1389682753%
IN502	Rushville City, Indiana	0.0883701734%
IN503	Russellville Town, Indiana	0.0052363152%
IN504	Russiaville Town, Indiana	0.0164590919%
IN505	Salamonia Town, Indiana	0.0023534001%
IN506	Salem City, Indiana	0.0912089622%
IN507	Saltillo Town, Indiana	0.0013384963%
IN508	Sandborn Town, Indiana	0.0059423352%
IN509	Santa Claus Town, Indiana	0.0354627976%
IN510	Saratoga Town, Indiana	0.0034712651%
IN511	Schererville Town, Indiana	0.4195965272%
IN512	Schneider Town, Indiana	0.0038242751%
IN513	Scott County, Indiana	0.1915520585%
IN514	Scottsburg City, Indiana	0.0990193088%
IN515	Seelyville Town, Indiana	0.0148558381%
IN516	Sellersburg Town, Indiana	0.1310255500%
IN517	Selma Town, Indiana	0.0119287967%
IN518	Seymour City, Indiana	0.2935719524%
IN519	Shadeland Town, Indiana	0.0281819661%
IN520	Shamrock Lakes Town, Indiana	0.0031770901%
IN521	Sharpsville Town, Indiana	0.0083398616%
IN522	Shelburn Town, Indiana	0.0179005494%
IN523	Shelby County, Indiana	0.3442288893%
IN524	Shelbyville City, Indiana	0.2854527221%
IN525	Sheridan Town, Indiana	0.0448322717%
IN526	Shipshewana Town, Indiana	0.0106050092%
IN527	Shirley Town, Indiana	0.0130613705%
IN528	Shoals Town, Indiana	0.0116052042%
IN529	Sidney Town, Indiana	0.0011914088%
IN530	Silver Lake Town, Indiana	0.0135761768%
IN531	Somerville Town, Indiana	0.0042508289%
IN532	South Bend City, Indiana	1.5006749846%
IN533	South Whitley Town, Indiana	0.0256079347%
IN534	Southport City, Indiana	0.0260344885%
IN535	Speedway Town, Indiana	0.1793437956%
IN536	Spencer County, Indiana	0.1879042884%
IN537	Spencer Town, Indiana	0.0331829413%
IN538	Spiceland Town, Indiana	0.0138262255%
IN539	Spring Grove Town, Indiana	0.0047362177%

IN540	Spring Lake Town, Indiana	0.0033535951%
IN541	Springport Town, Indiana	0.0020592251%
IN542	Spurgeon Town, Indiana	0.0030005851%
IN543	St Joseph County, Indiana	1.6167270265%
IN544	St. Joe Town, Indiana	0.0069572390%
IN545	St. John Town, Indiana	0.2764656755%
IN546	St. Leon Town, Indiana	0.0097519016%
IN547	St. Paul Town, Indiana	0.0156501106%
IN548	Starke County, Indiana	0.2497104582%
IN549	State Line City Town, Indiana	0.0020445163%
IN550	Staunton Town, Indiana	0.0075014628%
IN551	Steuben County, Indiana	0.3060596816%
IN552	Stilesville Town, Indiana	0.0049568489%
IN553	Stinesville Town, Indiana	0.0032065076%
IN554	Straughn Town, Indiana	0.0031329639%
IN555	Sullivan City, Indiana	0.0602029160%
IN556	Sullivan County, Indiana	0.1732690816%
IN557	Sulphur Springs Town, Indiana	0.0054569465%
IN558	Summitville Town, Indiana	0.0144587018%
IN559	Sunman Town, Indiana	0.0151941393%
IN560	Swayzee Town, Indiana	0.0133996718%
IN561	Sweetser Town, Indiana	0.0162384606%
IN562	Switz City Town, Indiana	0.0042508289%
IN563	Switzerland County, Indiana	0.1308196275%
IN564	Syracuse Town, Indiana	0.0423906191%
IN565	Tell City, Indiana	0.1060648003%
IN566	Tennyson Town, Indiana	0.0044126252%
IN567	Terre Haute City, Indiana	0.8916738764%
IN568	Thorntown, Indiana	0.0231368646%
IN569	Tippecanoe County, Indiana	0.9815002161%
IN570	Tipton City, Indiana	0.0731024903%
IN571	Tipton County, Indiana	0.1253185548%
IN572	Topeka Town, Indiana	0.0180182194%
IN573	Town of Pines Town, Indiana	0.0101637466%
IN574	Trafalgar Town, Indiana	0.0197832695%
IN575	Trail Creek Town, Indiana	0.0292998311%
IN576	Troy Town, Indiana	0.0058540827%
IN577	Ulen Town, Indiana	0.0018533026%
IN578	Union City, Indiana	0.0505981019%
IN579	Union County, Indiana	0.0653362700%
IN580	Uniondale Town, Indiana	0.0046332564%
IN581	Universal Town, Indiana	0.0050598102%
IN582	Upland Town, Indiana	0.0548048046%
IN583	Utica Town, Indiana	0.0137379730%
IN584	Valparaiso City, Indiana	0.4985825177%
IN585	Van Buren Town, Indiana	0.0119435055%
IN586	Vanderburgh County, Indiana	0.9125308847%
IN587	Veedersburg Town, Indiana	0.0301088124%
IN588	Vera Cruz Town, Indiana	0.0012649525%

IN589	Vermillion County, Indiana	0.0965923649%
IN590	Vernon Town, Indiana	0.0046626739%
IN591	Versailles Town, Indiana	0.0306383274%
IN592	Vevay Town, Indiana	0.0242400209%
IN593	Vigo County, Indiana	0.6322115165%
IN594	Vincennes City, Indiana	0.2480189519%
IN595	Wabash City, Indiana	0.1462196893%
IN596	Wabash County, Indiana	0.2005979401%
IN597	Wakarusa Town, Indiana	0.0272111885%
IN598	Walkerton Town, Indiana	0.0331829413%
IN599	Wallace Town, Indiana	0.0012061175%
IN600	Walton Town, Indiana	0.0149293818%
IN601	Wanatah Town, Indiana	0.0147675856%
IN602	Warren County, Indiana	0.0791330780%
IN603	Warren Town, Indiana	0.0178122969%
IN604	Warrick County, Indiana	0.7102120208%
IN605	Warsaw City, Indiana	0.2228375710%
IN606	Washington City, Indiana	0.1842712270%
IN607	Washington County, Indiana	0.2827463120%
IN608	Waterloo Town, Indiana	0.0332270675%
IN609	Waveland Town, Indiana	0.0061482577%
IN610	Wayne County, Indiana	0.3096486168%
IN611	Waynetown, Indiana	0.0141498180%
IN612	Wells County, Indiana	0.1993329876%
IN613	West Baden Springs Town, Indiana	0.0082516091%
IN614	West College Corner Town, Indiana	0.0092076779%
IN615	West Harrison Town, Indiana	0.0041184502%
IN616	West Lafayette City, Indiana	0.7500874435%
IN617	West Lebanon Town, Indiana	0.0101784554%
IN618	West Terre Haute Town, Indiana	0.0324769212%
IN619	Westfield City, Indiana	0.6420222532%
IN620	Westport Town, Indiana	0.0209452608%
IN621	Westville Town, Indiana	0.0862815308%
IN622	Wheatfield Town, Indiana	0.0128407392%
IN623	Wheatland Town, Indiana	0.0069131128%
IN624	White County, Indiana	0.1949203624%
IN625	Whiteland Town, Indiana	0.0666600575%
IN626	Whitestown, Indiana	0.1337319601%
IN627	Whitewater Town, Indiana	0.0010296125%
IN628	Whiting City, Indiana	0.0700871964%
IN629	Whitley County, Indiana	0.3048535641%
IN630	Wilkinson Town, Indiana	0.0066777728%
IN631	Williamsport Town, Indiana	0.0272406060%
IN632	Winamac Town, Indiana	0.0337124563%
IN633	Winchester City, Indiana	0.0686163214%
IN634	Windfall City Town, Indiana	0.0115022429%
IN635	Winfield Town, Indiana	0.0880612896%
IN636	Wingate Town, Indiana	0.0039125276%
IN637	Winona Lake Town, Indiana	0.0721022952%

IN638	Winslow Town, Indiana	0.0121788455%
IN639	Wolcott Town, Indiana	0.0142527793%
IN640	Wolcottville Town, Indiana	0.0153559356%
IN641	Woodburn City, Indiana	0.0241076422%
IN642	Woodlawn Heights Town, Indiana	0.0011178650%
IN643	Worthington Town, Indiana	0.0206952120%
IN644	Yeoman Town, Indiana	0.0020739338%
IN645	Yorktown, Indiana	0.1634289275%
IN646	Zanesville Town, Indiana	0.0091341341%
IN647	Zionsville Town, Indiana	0.4170960396%

Allocations are subject to change pursuant to a State-Subdivision Agreement, Allocation Statute, Statutory Trust, or voluntary redistribution.

IA1	Adair County, Iowa	0.2556947079%
IA2	Adams County, Iowa	0.1116893593%
IA3	Allamakee County, Iowa	0.4458394258%
IA4	Altoona City, Iowa	0.2271292953%
IA5	Ames City, Iowa	1.7060232543%
IA6	Ankeny City, Iowa	0.5840629692%
IA7	Appanoose County, Iowa	0.5319683854%
IA8	Audubon County, Iowa	0.1208233165%
IA9	Benton County, Iowa	0.5189931402%
IA10	Bettendorf City, Iowa	0.8351246683%
IA11	Black Hawk County, Iowa	1.4597147645%
IA12	Boone City, Iowa	0.0585610511%
IA13	Boone County, Iowa	0.7643570143%
IA14	Bremer County, Iowa	0.1360762814%
IA15	Buchanan County, Iowa	0.3769597212%
IA16	Buena Vista County, Iowa	0.3093288199%
IA17	Burlington City, Iowa	0.7412740274%
IA18	Butler County, Iowa	0.2707550314%
IA19	Calhoun County, Iowa	0.1889747662%
IA20	Carroll County, Iowa	0.6033017832%
IA21	Cass County, Iowa	0.3356690805%
IA22	Cedar County, Iowa	0.3655659943%
IA23	Cedar Falls City, Iowa	0.3889922738%
IA24	Cedar Rapids City, Iowa	2.9326637662%
IA25	Cerro Gordo County, Iowa	1.0177134214%
IA26	Cherokee County, Iowa	0.2378216922%
IA27	Chickasaw County, Iowa	0.2430983347%
IA28	Clarke County, Iowa	0.3045977275%
IA29	Clay County, Iowa	0.0207652003%
IA30	Clayton County, Iowa	0.4574161780%
IA31	Clinton City, Iowa	0.5134206442%
IA32	Clinton County, Iowa	0.9451918014%
IA33	Clive City, Iowa	0.3112994673%
IA34	Coralville City, Iowa	0.2459834677%
IA35	Council Bluffs City, Iowa	1.6465089330%
IA36	Crawford County, Iowa	0.3305363581%
IA37	Dallas County, Iowa	0.9926851094%
IA38	Davenport City, Iowa	4.2711769833%
IA39	Davis County, Iowa	0.1538236474%
IA40	Decatur County, Iowa	0.2531361998%
IA41	Delaware County, Iowa	0.3021379441%
IA42	Des Moines City, Iowa	7.4241865686%
IA43	Des Moines County, Iowa	0.8267324284%
IA44	Dickinson County, Iowa	0.3322460903%
IA45	Dubuque City, Iowa	1.2115558277%
IA46	Dubuque County, Iowa	1.5339066909%
IA47	Emmet County, Iowa	0.1753353731%
IA48	Fairfield City, Iowa	0.0333429825%
IA49	Fayette County, Iowa	0.5284248741%

Allocations are subject to change pursuant to a State-Subdivision Agreement, Allocation Statute, Statutory Trust, or voluntary redistribution.

IA50	Floyd County, Iowa	0.3286208427%
IA51	Fort Dodge City, Iowa	0.5243300432%
IA52	Fort Madison City, Iowa	0.2267513848%
IA53	Franklin County, Iowa	0.2107304188%
IA54	Fremont County, Iowa	0.2048165533%
IA55	Greene County, Iowa	0.3578145033%
IA56	Grimes City, Iowa	0.0740951249%
IA57	Grundy County, Iowa	0.3230832850%
IA58	Guthrie County, Iowa	0.2308465363%
IA59	Hamilton County, Iowa	0.3501841744%
IA60	Hancock County, Iowa	0.1901101001%
IA61	Hardin County, Iowa	0.4490825960%
IA62	Harrison County, Iowa	0.6178184798%
IA63	Henry County, Iowa	0.4451496351%
IA64	Howard County, Iowa	0.1714011300%
IA65	Humboldt County, Iowa	0.1929606154%
IA66	Ida County, Iowa	0.1680400030%
IA67	Indianola City, Iowa	0.2725936185%
IA68	Iowa City, Iowa	1.5748652576%
IA69	Iowa County, Iowa	0.2658620690%
IA70	Jackson County, Iowa	0.5490330125%
IA71	Jasper County, Iowa	0.3568285385%
IA72	Jefferson County, Iowa	0.5394823602%
IA73	Johnson County, Iowa	1.8973270258%
IA74	Johnston City, Iowa	0.2224895553%
IA75	Jones County, Iowa	0.3884579424%
IA76	Keokuk City, Iowa	0.2759060242%
IA77	Keokuk County, Iowa	0.1980680155%
IA78	Kossuth County, Iowa	0.3482728259%
IA79	Le Mars City, Iowa	0.3541517531%
IA80	Lee County, Iowa	0.9560951102%
IA81	Linn County, Iowa	3.9522487898%
IA82	Louisa County, Iowa	0.3358719789%
IA83	Lucas County, Iowa	0.3300459400%
IA84	Lyon County, Iowa	0.1619052891%
IA85	Madison County, Iowa	0.4030765691%
IA86	Mahaska County, Iowa	0.6619077091%
IA87	Marion City, Iowa	0.4437200502%
IA88	Marion County, Iowa	1.0208402375%
IA89	Marshall County, Iowa	0.5394663334%
IA90	Marshalltown City, Iowa	0.4969329796%
IA91	Mason City, Iowa	0.6125988926%
IA92	Mills County, Iowa	0.4947100714%
IA93	Mitchell County, Iowa	0.1895001226%
IA94	Monona County, Iowa	0.4457538430%
IA95	Monroe County, Iowa	0.2157871744%
IA96	Montgomery County, Iowa	0.5309224806%
IA97	Muscatine City, Iowa	0.3991224529%
IA98	Muscatine County, Iowa	0.6616391011%

Allocations are subject to change pursuant to a State-Subdivision Agreement, Allocation Statute, Statutory Trust, or voluntary redistribution.

IA99	Newton City, Iowa	1.3212822324%
IA100	North Liberty City, Iowa	0.1042571209%
IA101	Norwalk City, Iowa	0.1727031420%
IA102	O'Brien County, Iowa	0.2348702086%
IA103	Osceola County, Iowa	0.1454256379%
IA104	Oskaloosa City, Iowa	0.0542597958%
IA105	Ottumwa City, Iowa	0.4967291195%
IA106	Page County, Iowa	0.5824102922%
IA107	Palo Alto County, Iowa	0.1665902245%
IA108	Pella City, Iowa	0.1579530961%
IA109	Pleasant Hill City, Iowa	0.1362887959%
IA110	Plymouth County, Iowa	0.0911200057%
IA111	Pocahontas County, Iowa	0.1165515504%
IA112	Polk County, Iowa	12.6229166486%
IA113	Pottawattamie County, Iowa	1.9680770504%
IA114	Poweshiek County, Iowa	0.4746599840%
IA115	Ringgold County, Iowa	0.1195950275%
IA116	Sac County, Iowa	0.2200579790%
IA117	Scott County, Iowa	3.7551090429%
IA118	Shelby County, Iowa	0.2859038225%
IA119	Sioux City, Iowa	1.4764937951%
IA120	Sioux County, Iowa	0.4097180484%
IA121	Spencer City, Iowa	0.2749703834%
IA122	Storm Lake City, Iowa	0.0176281271%
IA123	Story County, Iowa	0.4604776051%
IA124	Tama County, Iowa	0.3449543301%
IA125	Taylor County, Iowa	0.1784400723%
IA126	Union County, Iowa	0.4630325873%
IA127	Urbandale City, Iowa	0.4969387492%
IA128	Van Buren County, Iowa	0.1525758057%
IA129	Wapello County, Iowa	0.5058976945%
IA130	Warren County, Iowa	0.8750395740%
IA131	Washington County, Iowa	0.5543135013%
IA132	Waterloo City, Iowa	1.4936754174%
IA133	Waukee City, Iowa	0.1023201296%
IA134	Waverly City, Iowa	0.5951868059%
IA135	Wayne County, Iowa	0.2439881391%
IA136	Webster County, Iowa	1.0714228590%
IA137	West Des Moines City, Iowa	1.1054614019%
IA138	Winnebago County, Iowa	0.2340557299%
IA139	Winneshiek County, Iowa	0.3674077867%
IA140	Woodbury County, Iowa	1.0897366099%
IA141	Worth County, Iowa	0.2345483918%
IA142	Wright County, Iowa	0.2810502858%

Allocations are subject to change pursuant to a State-Subdivision Agreement, Allocation Statute, Statutory Trust, or voluntary redistribution.

KS1	Allen County, Kansas	0.7541791329%
KS2	Anderson County, Kansas	0.2371057884%
KS3	Andover City, Kansas	0.3023298328%
KS4	Arkansas City, Kansas	0.5244164596%
KS5	Atchison City, Kansas	0.2509194126%
KS6	Atchison County, Kansas	0.3718857098%
KS7	Barber County, Kansas	0.2343333783%
KS8	Barton County, Kansas	0.4058838207%
KS9	Bourbon County, Kansas	0.5659958596%
KS10	Brown County, Kansas	0.5618840411%
KS11	Butler County, Kansas	2.1800439960%
KS12	Chase County, Kansas	0.0310115071%
KS13	Chautauqua County, Kansas	0.1534264050%
KS14	Cherokee County, Kansas	1.0387304319%
KS15	Cheyenne County, Kansas	0.0521668496%
KS16	Clark County, Kansas	0.1317865660%
KS17	Clay County, Kansas	0.3853019118%
KS18	Cloud County, Kansas	0.2727657622%
KS19	Coffey County, Kansas	0.3555052548%
KS20	Comanche County, Kansas	0.0703611984%
KS21	Cowley County, Kansas	0.1056381847%
KS22	Crawford County, Kansas	0.8006058270%
KS23	Decatur County, Kansas	0.1024648600%
KS24	Derby City, Kansas	0.2862213106%
KS25	Dickinson County, Kansas	0.5167117764%
KS26	Dodge City, Kansas	0.3763716687%
KS27	Doniphan County, Kansas	0.1428529245%
KS28	Douglas County, Kansas	0.5037148817%
KS29	Edwards County, Kansas	0.0688529961%
KS30	El Dorado City, Kansas	0.5267481432%
KS31	Elk County, Kansas	0.1699851994%
KS32	Ellis County, Kansas	0.3947457539%
KS33	Ellsworth County, Kansas	0.2694567040%
KS34	Emporia City, Kansas	0.1225808979%
KS35	Fairmount Township, Leavenworth County, Kansas	0.0084960354%
KS36	Finney County, Kansas	0.4284130288%
KS37	Ford County, Kansas	0.3536897313%
KS38	Franklin County, Kansas	0.9871549429%
KS39	Garden City, Kansas	0.3090040586%
KS40	Gardner City, Kansas	0.1783885728%
KS41	Geary County, Kansas	0.9138741928%
KS42	Gove County, Kansas	0.0596145005%
KS43	Graham County, Kansas	0.0885576425%
KS44	Grant County, Kansas	0.1121093922%
KS45	Gray County, Kansas	0.1198536546%
KS46	Great Bend City, Kansas	0.2626213674%
KS47	Greeley County Unified Government, Kansas	0.0420764688%



Allocations are subject to change pursuant to a State-Subdivision  
Agreement, Allocation Statute, Statutory Trust, or voluntary redistribution.

KS48	Greenwood County, Kansas	0.3634446197%
KS49	Hamilton County, Kansas	0.0770093484%
KS50	Harper County, Kansas	0.2751873139%
KS51	Harvey County, Kansas	0.4874526988%
KS52	Haskell County, Kansas	0.0589027724%
KS53	Hays City, Kansas	0.2857030552%
KS54	Haysville City, Kansas	0.1161439147%
KS55	Hodgeman County, Kansas	0.0381949084%
KS56	Hutchinson City, Kansas	1.0312608960%
KS57	Jackson County, Kansas	0.2794465069%
KS58	Jefferson County, Kansas	0.4227008116%
KS59	Jewell County, Kansas	0.0576553276%
KS60	Johnson County, Kansas	9.6645678744%
KS61	Junction City, Kansas	0.1775769654%
KS62	Kansas City, Kansas	5.4520371502%
KS63	Kearny County, Kansas	0.0660370488%
KS64	Kingman County, Kansas	0.2734092742%
KS65	Kiowa County, Kansas	0.0632464788%
KS66	Labette County, Kansas	1.1704308548%
KS67	Lane County, Kansas	0.0275778907%
KS68	Lansing City, Kansas	0.7133352086%
KS69	Lawrence City, Kansas	3.1638042033%
KS70	Leavenworth City, Kansas	0.5951890494%
KS71	Leavenworth County, Kansas	2.3340801542%
KS72	Leawood City, Kansas	0.5645735676%
KS73	Lenexa City, Kansas	0.9811139852%
KS74	Liberal City, Kansas	0.0682108809%
KS75	Lincoln County, Kansas	0.0485423215%
KS76	Linn County, Kansas	0.4207125363%
KS77	Logan County, Kansas	0.1082727658%
KS78	Lyon County, Kansas	0.6750909426%
KS79	Manhattan City, Kansas	0.7992480259%
KS80	Manter City, Kansas	0.0001287490%
KS81	Marion County, Kansas	0.2585495937%
KS82	Marshall County, Kansas	0.2276721904%
KS83	McPherson City, Kansas	0.2496279649%
KS84	McPherson County, Kansas	0.5097593318%
KS85	Meade County, Kansas	0.0768717523%
KS86	Merriam City, Kansas	0.2489320686%
KS87	Miami County, Kansas	1.2663765466%
KS88	Mitchell County, Kansas	0.1352292623%
KS89	Montgomery County, Kansas	1.7112175254%
KS90	Morris County, Kansas	0.1150743437%
KS91	Morton County, Kansas	0.2184327635%
KS92	Nemaha County, Kansas	0.2032897421%
KS93	Neosho County, Kansas	0.8310848768%
KS94	Ness County, Kansas	0.0706191619%
KS95	Newton City, Kansas	0.5433840008%
KS96	Norton County, Kansas	0.1451450288%

Allocations are subject to change pursuant to a State-Subdivision Agreement, Allocation Statute, Statutory Trust, or voluntary redistribution.

KS97	Olathe City, Kansas	1.6762201549%
KS98	Osage County, Kansas	0.5950568081%
KS99	Osborne County, Kansas	0.1578979290%
KS100	Ottawa City, Kansas	0.0294988813%
KS101	Ottawa County, Kansas	0.1312957833%
KS102	Overland Park City, Kansas	2.3687103690%
KS103	Pawnee County, Kansas	0.1939706911%
KS104	Phillips County, Kansas	0.1221045499%
KS105	Pittsburg City, Kansas	0.7147952173%
KS106	Pottawatomie County, Kansas	0.4594243031%
KS107	Prairie Village City, Kansas	0.2589451534%
KS108	Pratt County, Kansas	0.4619825196%
KS109	Rawlins County, Kansas	0.0431218266%
KS110	Reno County, Kansas	1.1279702345%
KS111	Republic County, Kansas	0.1617978822%
KS112	Rice County, Kansas	0.2959259100%
KS113	Riley County, Kansas	1.0426785786%
KS114	Rooks County, Kansas	0.1523482196%
KS115	Rush County, Kansas	0.0753160549%
KS116	Russell County, Kansas	0.2146389759%
KS117	Salina City, Kansas	1.3339667317%
KS118	Saline County, Kansas	0.6611290126%
KS119	Scott County, Kansas	0.0944435428%
KS120	Sedgwick County, Kansas	13.5321956939%
KS121	Seward County, Kansas	0.4105201807%
KS122	Shawnee City, Kansas	0.8209928663%
KS123	Shawnee County, Kansas	3.0388576303%
KS124	Sheridan County, Kansas	0.0529819493%
KS125	Sherman County, Kansas	0.2106519484%
KS126	Smith County, Kansas	0.1047138927%
KS127	Soldier Township, Kansas	0.0214428740%
KS128	Stafford County, Kansas	0.0781264146%
KS129	Stanton County, Kansas	0.0490733819%
KS130	Stevens County, Kansas	0.0751535472%
KS131	Sumner County, Kansas	1.0773462773%
KS132	Thomas County, Kansas	0.2518295026%
KS133	Topeka City, Kansas	2.9773291238%
KS134	Trego County, Kansas	0.0832973273%
KS135	Ulysses City, Kansas	0.0249593741%
KS136	Wabaunsee County, Kansas	0.1542554739%
KS137	Wallace County, Kansas	0.0168456276%
KS138	Washington County, Kansas	0.1090452597%
KS139	Wichita City, Kansas	8.2621190275%
KS140	Wichita County, Kansas	0.0516844483%
KS141	Wilson County, Kansas	0.5342588881%
KS142	Winfield City, Kansas	0.6854926025%
KS143	Woodson County, Kansas	0.2011950685%

Allocations are subject to change pursuant to a State-Subdivision Agreement, Allocation Statute, Statutory Trust, or voluntary redistribution.

KY1	Adair County, Kentucky	0.2072149972%
KY2	Allen County, Kentucky	0.3652932746%
KY3	Anderson County, Kentucky	0.3621159370%
KY4	Ashland City, Kentucky	0.9834499202%
KY5	Ballard County, Kentucky	0.1275818571%
KY6	Bardstown City, Kentucky	0.2352870373%
KY7	Barren County, Kentucky	0.3822164065%
KY8	Bath County, Kentucky	0.2721522696%
KY9	Bell County, Kentucky	1.6046449783%
KY10	Bellefonte City, Kentucky	0.0232546060%
KY11	Benham City, Kentucky	0.0026848062%
KY12	Berea City, Kentucky	0.1673960319%
KY13	Boone County, Kentucky	2.2416599391%
KY14	Bourbon County, Kentucky	0.3912683808%
KY15	Bowling Green City, Kentucky	0.6707865957%
KY16	Boyd County, Kentucky	1.0191273378%
KY17	Boyle County, Kentucky	0.3790292999%
KY18	Bracken County, Kentucky	0.1275577166%
KY19	Breathitt County, Kentucky	0.5390554414%
KY20	Breckinridge County, Kentucky	0.3244963382%
KY21	Buckhorn City, Kentucky	0.0016578966%
KY22	Bullitt County, Kentucky	0.9402858081%
KY23	Butler County, Kentucky	0.2691739265%
KY24	Caldwell County, Kentucky	0.2485303902%
KY25	Calloway County, Kentucky	0.0270405279%
KY26	Campbell County, Kentucky	1.8009538340%
KY27	Campbellsville City, Kentucky	0.2769609681%
KY28	Carlisle County, Kentucky	0.0604084438%
KY29	Carroll County, Kentucky	0.3429114361%
KY30	Carter County, Kentucky	0.6015849596%
KY31	Casey County, Kentucky	0.2668572392%
KY32	Christian County, Kentucky	0.4386166388%
KY33	Clark County, Kentucky	0.6110238861%
KY34	Clay County, Kentucky	0.7834161044%
KY35	Clinton County, Kentucky	0.5184782680%
KY36	Columbia City, Kentucky	0.0941274300%
KY37	Covington City, Kentucky	1.7146827203%
KY38	Crittenden County, Kentucky	0.2010231527%
KY39	Cumberland County, Kentucky	0.1857249004%
KY40	Danville City, Kentucky	0.2799464970%
KY41	Daviess County, Kentucky	1.1263935276%
KY42	Edmonson County, Kentucky	0.1884368528%
KY43	Elizabethtown City, Kentucky	0.0550593556%
KY44	Elliott County, Kentucky	0.1458221479%
KY45	Erlanger City, Kentucky	0.3397777298%
KY46	Estill County, Kentucky	0.4817186620%
KY47	Fleming County, Kentucky	0.2798388981%
KY48	Florence City, Kentucky	0.7389020512%
KY49	Floyd County, Kentucky	2.2122610651%

Allocations are subject to change pursuant to a State-Subdivision Agreement, Allocation Statute, Statutory Trust, or voluntary redistribution.

KY50	Fort Thomas City, Kentucky	0.3651296923%
KY51	Frankfort City, Kentucky	0.4254271088%
KY52	Franklin County, Kentucky	0.4438483122%
KY53	Fulton County, Kentucky	0.1040009320%
KY54	Gallatin County, Kentucky	0.2347861459%
KY55	Garrard County, Kentucky	0.3127117464%
KY56	Georgetown City, Kentucky	0.2129888920%
KY57	Glasgow City, Kentucky	0.4100978120%
KY58	Grant County, Kentucky	0.8983127984%
KY59	Graves County, Kentucky	0.5377248503%
KY60	Grayson City, Kentucky	0.1405700912%
KY61	Grayson County, Kentucky	0.5506751829%
KY62	Green County, Kentucky	0.1363993307%
KY63	Greenup City, Kentucky	0.0314549006%
KY64	Greenup County, Kentucky	0.6818493215%
KY65	Hancock County, Kentucky	0.1001482246%
KY66	Hardin County, Kentucky	1.5735944542%
KY67	Harlan City, Kentucky	0.0307714057%
KY68	Harlan County, Kentucky	0.8841679348%
KY69	Harrison County, Kentucky	0.4508521033%
KY70	Hart County, Kentucky	0.2333469695%
KY71	Henderson City, Kentucky	0.5644511762%
KY72	Henderson County, Kentucky	0.3796057595%
KY73	Henry County, Kentucky	0.2263086115%
KY74	Hickman County, Kentucky	0.0533625713%
KY75	Hillview City, Kentucky	0.0559482324%
KY76	Hopkins County, Kentucky	0.5493362318%
KY77	Hopkinsville City, Kentucky	0.5662686160%
KY78	Hyden City, Kentucky	0.0208586871%
KY79	Independence City, Kentucky	0.1255237640%
KY80	Inez City, Kentucky	0.0105691141%
KY81	Jackson County, Kentucky	0.1930879337%
KY82	Jamestown City, Kentucky	0.0102921092%
KY83	Jefferson County, Kentucky	14.4939132925%
KY84	Jeffersontown City, Kentucky	0.1981991396%
KY85	Jenkins City, Kentucky	0.0688654541%
KY86	Jessamine County, Kentucky	0.6407795601%
KY87	Johnson County, Kentucky	0.6400798620%
KY88	Kenton County, Kentucky	3.0353062046%
KY89	Knott County, Kentucky	0.4760255015%
KY90	Knox County, Kentucky	0.8791225282%
KY91	Larue County, Kentucky	0.1917133825%
KY92	Laurel County, Kentucky	0.9215642107%
KY93	Lawrence County, Kentucky	0.5341168353%
KY94	Lawrenceburg City, Kentucky	0.0804801232%
KY95	Lee County, Kentucky	0.3684164606%
KY96	Leslie County, Kentucky	0.5316878055%
KY97	Letcher County, Kentucky	0.5820426330%
KY98	Lewis County, Kentucky	0.2152456979%

Allocations are subject to change pursuant to a State-Subdivision Agreement, Allocation Statute, Statutory Trust, or voluntary redistribution.

KY99	Lexington-Fayette Urban County, Kentucky	6.2597070666%
KY100	Lincoln County, Kentucky	0.4844988089%
KY101	Livingston County, Kentucky	0.2056037847%
KY102	Logan County, Kentucky	0.4041639043%
KY103	London City, Kentucky	0.1961505806%
KY104	Loyall City, Kentucky	0.0033160280%
KY105	Lynch City, Kentucky	0.0027455331%
KY106	Lyndon City, Kentucky	0.0748780766%
KY107	Lyon County, Kentucky	0.1367346673%
KY108	Madison County, Kentucky	1.1073052673%
KY109	Madisonville City, Kentucky	0.3927355489%
KY110	Magoffin County, Kentucky	0.3084779576%
KY111	Manchester City, Kentucky	0.1800397241%
KY112	Marion County, Kentucky	0.3140811783%
KY113	Marshall County, Kentucky	0.6110803392%
KY114	Martin County, Kentucky	0.4586073959%
KY115	Mason County, Kentucky	0.3538044741%
KY116	McCracken County, Kentucky	0.3377504933%
KY117	McCreary County, Kentucky	0.3011869230%
KY118	McLean County, Kentucky	0.1433881867%
KY119	Meade County, Kentucky	0.3762152436%
KY120	Menifee County, Kentucky	0.1152561711%
KY121	Mercer County, Kentucky	0.4275256395%
KY122	Metcalf County, Kentucky	0.1167070889%
KY123	Monroe County, Kentucky	0.2890192303%
KY124	Montgomery County, Kentucky	0.7103789505%
KY125	Morehead City, Kentucky	0.1176937487%
KY126	Morgan County, Kentucky	0.0505889526%
KY127	Morganfield City, Kentucky	0.1082087956%
KY128	Mount Washington City, Kentucky	0.0667863672%
KY129	Muhlenberg County, Kentucky	0.6182711015%
KY130	Murray City, Kentucky	0.5765962314%
KY131	Nelson County, Kentucky	0.4816564321%
KY132	Newport City, Kentucky	0.7312996326%
KY133	Nicholas County, Kentucky	0.1324383199%
KY134	Nicholasville City, Kentucky	0.3723153354%
KY135	Ohio County, Kentucky	0.4467150643%
KY136	Oldham County, Kentucky	0.8061439877%
KY137	Owen County, Kentucky	0.2198857418%
KY138	Owensboro City, Kentucky	0.5118319344%
KY139	Owsley County, Kentucky	0.1294761331%
KY140	Paducah City, Kentucky	1.1041080161%
KY141	Paintsville City, Kentucky	0.3642660363%
KY142	Pendleton County, Kentucky	0.3094900729%
KY143	Perry County, Kentucky	1.7685462770%
KY144	Pike County, Kentucky	2.8526994649%
KY145	Pineville City, Kentucky	0.0736606264%
KY146	Pippa Passes City, Kentucky	0.0150639864%

Allocations are subject to change pursuant to a State-Subdivision Agreement, Allocation Statute, Statutory Trust, or voluntary redistribution.

KY147	Powell County, Kentucky	0.5788951657%
KY148	Prestonsburg City, Kentucky	0.4197933602%
KY149	Pulaski County, Kentucky	0.8723902940%
KY150	Radcliff City, Kentucky	0.0391427032%
KY151	Richmond City, Kentucky	0.5069051167%
KY152	Robertson County, Kentucky	0.0346199801%
KY153	Rockcastle County, Kentucky	0.5575756021%
KY154	Rowan County, Kentucky	0.4245058255%
KY155	Russell City, Kentucky	0.1455248537%
KY156	Russell County, Kentucky	0.5341152854%
KY157	Russell Springs City, Kentucky	0.0155036343%
KY158	Scott County, Kentucky	0.6332443967%
KY159	Shelby County, Kentucky	0.5093783884%
KY160	Shelbyville City, Kentucky	0.1168374662%
KY161	Shepherdsville City, Kentucky	0.1717991328%
KY162	Shively City, Kentucky	0.1040826057%
KY163	Simpson County, Kentucky	0.3109188228%
KY164	Somerset City, Kentucky	0.3108498299%
KY165	South Shore City, Kentucky	0.0058748246%
KY166	Spencer County, Kentucky	0.2447695951%
KY167	St. Matthews City, Kentucky	0.1131834246%
KY168	Taylor County, Kentucky	0.1908446071%
KY169	Todd County, Kentucky	0.1788746408%
KY170	Trigg County, Kentucky	0.2047738501%
KY171	Trimble County, Kentucky	0.1174427629%
KY172	Union County, Kentucky	0.2531192882%
KY173	Vanceburg City, Kentucky	0.0340027072%
KY174	Warfield City, Kentucky	0.0001148786%
KY175	Warren County, Kentucky	0.9893070387%
KY176	Washington County, Kentucky	0.1549834119%
KY177	Wayne County, Kentucky	0.3477965951%
KY178	Webster County, Kentucky	0.2371207742%
KY179	West Liberty City, Kentucky	0.1691975502%
KY180	Whitesburg City, Kentucky	0.0507126138%
KY181	Whitley County, Kentucky	2.0341464266%
KY182	Winchester City, Kentucky	0.4646999075%
KY183	Wolfe County, Kentucky	0.2600699609%
KY184	Woodford County, Kentucky	0.4375495264%
KY185	Worthington City, Kentucky	0.0263144349%

Allocations are subject to change pursuant to a State-Subdivision Agreement, Allocation Statute, Statutory Trust, or voluntary redistribution.

LA1	Abbeville City, Louisiana	0.0679280538%
LA2	Acadia Parish, Louisiana	1.2194829459%
LA3	Alexandria City, Louisiana	1.2024783767%
LA4	Allen Parish, Louisiana	0.4559894283%
LA5	Ascension Parish, Louisiana	1.9267662149%
LA6	Assumption Parish, Louisiana	0.3666421439%
LA7	Avoyelles Parish, Louisiana	0.8404458488%
LA8	Baker City, Louisiana	0.1117452518%
LA9	Baldwin Town, Louisiana	0.0108418974%
LA10	Bastrop City, Louisiana	0.0578782632%
LA11	Baton Rouge City, Louisiana	8.9366637967%
LA12	Beauregard Parish, Louisiana	0.5966957728%
LA13	Berwick Town, Louisiana	0.0285604806%
LA14	Bienville Parish, Louisiana	0.1954851558%
LA15	Bogalusa City, Louisiana	0.3158250558%
LA16	Bossier City, Louisiana	0.7790225688%
LA17	Bossier Parish, Louisiana	1.0230735201%
LA18	Broussard City, Louisiana	0.0918011427%
LA19	Caddo Parish, Louisiana	2.1447099889%
LA20	Calcasieu Parish, Louisiana	2.9021241601%
LA21	Caldwell Parish, Louisiana	0.1927546033%
LA22	Cameron Parish, Louisiana	0.1030184405%
LA23	Catahoula Parish, Louisiana	0.2156692517%
LA24	Central City, Louisiana	0.0033763047%
LA25	Claiborne Parish, Louisiana	0.2771007770%
LA26	Concordia Parish, Louisiana	0.3162569050%
LA27	Covington City, Louisiana	0.3214341011%
LA28	Crowley City, Louisiana	0.3391756761%
LA29	De Soto Parish, Louisiana	0.3484008543%
LA30	Delhi Town, Louisiana	0.0031539979%
LA31	Deridder City, Louisiana	0.0636668030%
LA32	Donaldsonville City, Louisiana	0.0694578006%
LA33	East Carroll Parish, Louisiana	0.0759082662%
LA34	East Feliciana Parish, Louisiana	0.2588380813%
LA35	Eunice City, Louisiana	0.0643741573%
LA36	Evangeline Parish, Louisiana	0.7892359182%
LA37	Ferriday Town, Louisiana	0.0108372990%
LA38	Franklin City, Louisiana	0.0440106462%
LA39	Franklin Parish, Louisiana	0.2693308999%
LA40	Gonzales City, Louisiana	0.2760446611%
LA41	Gramercy Town, Louisiana	0.0042935185%
LA42	Grant Parish, Louisiana	0.3383245042%
LA43	Gretna City, Louisiana	0.2064625462%
LA44	Hammond City, Louisiana	0.1932291063%
LA45	Houma City, Louisiana	2.3145771376%
LA46	Iberia Parish, Louisiana	1.1914468366%
LA47	Iberville Parish, Louisiana	0.6981774104%
LA48	Jackson Parish, Louisiana	0.2373772275%
LA49	Jean Lafitte Town, Louisiana	0.0069018975%

Allocations are subject to change pursuant to a State-Subdivision Agreement, Allocation Statute, Statutory Trust, or voluntary redistribution.

LA50	Jefferson Davis Parish, Louisiana	0.6931288890%
LA51	Jefferson Parish, Louisiana	12.5267142795%
LA52	Kenner City, Louisiana	0.3494002836%
LA53	Lafayette City, Louisiana	4.9816398190%
LA54	Lafourche Parish, Louisiana	1.7353719328%
LA55	Lake Charles City, Louisiana	0.8843967956%
LA56	Lake Providence Town, Louisiana	0.0035291605%
LA57	Lasalle Parish, Louisiana	0.3542600344%
LA58	Lincoln Parish, Louisiana	0.2831101174%
LA59	Livingston Parish, Louisiana	4.9708979756%
LA60	Lutcher Town, Louisiana	0.0011958109%
LA61	Madison Parish, Louisiana	0.1244317250%
LA62	Madisonville Town, Louisiana	0.0204192464%
LA63	Mandeville City, Louisiana	0.2436336107%
LA64	Minden City, Louisiana	0.1701763486%
LA65	Monroe City, Louisiana	0.9030903893%
LA66	Morehouse Parish, Louisiana	0.3887749921%
LA67	Morgan City, Louisiana	0.1587706766%
LA68	Natchitoches City, Louisiana	0.0900119850%
LA69	Natchitoches Parish, Louisiana	0.4124570906%
LA70	New Iberia City, Louisiana	0.1237419713%
LA71	New Orleans City, Louisiana	6.2932349310%
LA72	New Roads City, Louisiana	0.0181635932%
LA73	Opelousas City, Louisiana	0.1465652868%
LA74	Ouachita Parish, Louisiana	1.3360541743%
LA75	Patterson City, Louisiana	0.0445643519%
LA76	Pearl River Town, Louisiana	0.0360604817%
LA77	Pineville City, Louisiana	0.3789523446%
LA78	Plaquemines Parish, Louisiana	0.4622832326%
LA79	Pointe Coupee Parish, Louisiana	0.3684600016%
LA80	Rapides Parish, Louisiana	1.6733137622%
LA81	Red River Parish, Louisiana	0.1329356745%
LA82	Richland Parish, Louisiana	0.2398346534%
LA83	Richwood Town, Louisiana	0.0069336896%
LA84	Ruston City, Louisiana	0.2333598483%
LA85	Sabine Parish, Louisiana	0.3520961106%
LA86	Shreveport City, Louisiana	2.3555619849%
LA87	Slidell City, Louisiana	0.7374368429%
LA88	St Bernard Parish, Louisiana	1.7675407766%
LA89	St Charles Parish, Louisiana	1.1729990173%
LA90	St Helena Parish, Louisiana	0.1965552254%
LA91	St James Parish, Louisiana	0.2806541978%
LA92	St John The Baptist Parish, Louisiana	0.7886407480%
LA93	St Landry Parish, Louisiana	1.6440093783%
LA94	St Martin Parish, Louisiana	0.8378956629%
LA95	St Mary Parish, Louisiana	0.7690259764%
LA96	St Tammany Parish, Louisiana	6.4722256182%
LA97	Sulphur City, Louisiana	0.2386884731%
LA98	Tangipahoa Parish, Louisiana	3.2718516436%



Allocations are subject to change pursuant to a State-Subdivision Agreement, Allocation Statute, Statutory Trust, or voluntary redistribution.

LA99	Tensas Parish, Louisiana	0.0558435690%
LA100	Thibodaux City, Louisiana	0.0818006655%
LA101	Union Parish, Louisiana	0.3100839266%
LA102	Vermilion Parish, Louisiana	0.8951866840%
LA103	Vernon Parish, Louisiana	0.8881699862%
LA104	Washington Parish, Louisiana	1.3862825140%
LA105	Webster Parish, Louisiana	0.5482428750%
LA106	West Baton Rouge Parish, Louisiana	0.5291991719%
LA107	West Carroll Parish, Louisiana	0.1549450807%
LA108	West Feliciana Parish, Louisiana	0.2173436090%
LA109	West Monroe City, Louisiana	0.1730443762%
LA110	Westwego City, Louisiana	0.0854037168%
LA111	Winn Parish, Louisiana	0.3134526202%
LA112	Youngsville City, Louisiana	0.0435751500%
LA113	Zachary City, Louisiana	0.1353795432%

Allocations are subject to change pursuant to a State-Subdivision Agreement, Allocation Statute, Statutory Trust, or voluntary redistribution.

ME1	Androscoggin County, Maine	1.6799535986%
ME2	Aroostook County, Maine	4.0537116218%
ME3	Auburn City, Maine	2.6283332826%
ME4	Augusta City, Maine	3.6779545807%
ME5	Bangor City, Maine	5.2042873123%
ME6	Biddeford City, Maine	2.7393997300%
ME7	Brunswick Town, Maine	1.6113929261%
ME8	Calais City, Maine	0.8369049504%
ME9	Cumberland County, Maine	3.5025701951%
ME10	Falmouth Town, Maine	1.2353278939%
ME11	Franklin County, Maine	1.9717572454%
ME12	Gorham Town, Maine	1.4582940317%
ME13	Hancock County, Maine	3.8494340111%
ME14	Kennebec County, Maine	4.9959268385%
ME15	Kennebunk Town, Maine	0.2185679049%
ME16	Knox County, Maine	2.1010369789%
ME17	Lewiston City, Maine	4.3451006968%
ME18	Lincoln County, Maine	2.1621727981%
ME19	Orono Town, Maine	0.2094180830%
ME20	Oxford County, Maine	3.8454418782%
ME21	Penobscot County, Maine	6.7801027597%
ME22	Piscataquis County, Maine	1.2760851978%
ME23	Portland City, Maine	7.2016026249%
ME24	Rockland City, Maine	0.6184398003%
ME25	Saco City, Maine	0.4366518238%
ME26	Sagadahoc County, Maine	1.9708146889%
ME27	Sanford City, Maine	2.6908215844%
ME28	Scarborough Town, Maine	1.8363769930%
ME29	Somerset County, Maine	3.6977198467%
ME30	South Portland City, Maine	2.2275994495%
ME31	Standish Town, Maine	0.0664145731%
ME32	Waldo County, Maine	2.4723925078%
ME33	Washington County, Maine	2.6998574469%
ME34	Waterville City, Maine	2.8132809688%
ME35	Wells Town, Maine	0.2541311729%
ME36	Westbrook City, Maine	1.5416150467%
ME37	Windham Town, Maine	0.1935482073%
ME38	York County, Maine	6.7950503019%
ME39	York Town, Maine	2.1005084476%

Allocations are subject to change pursuant to a State-Subdivision Agreement, Allocation Statute, Statutory Trust, or voluntary redistribution.

MD1	Aberdeen City, Maryland	0.0372796529%
MD2	Allegany County, Maryland	1.6120411494%
MD3	Annapolis City, Maryland	0.2413230958%
MD4	Anne Arundel County, Maryland	9.5850095156%
MD5	Baltimore City, Maryland	20.9970334354%
MD6	Baltimore County, Maryland	17.7565394434%
MD7	Bel Air Town, Maryland	0.0322364280%
MD8	Berlin Town, Maryland	0.0109236186%
MD9	Bowie City, Maryland	0.0263270946%
MD10	Calvert County, Maryland	1.6948343688%
MD11	Cambridge City, Maryland	0.0196746185%
MD12	Caroline County, Maryland	0.5865017850%
MD13	Carroll County, Maryland	2.9605563001%
MD14	Cecil County, Maryland	3.7958577634%
MD15	Charles County, Maryland	1.9663409179%
MD16	Charlestown, Maryland	0.0013846587%
MD17	College Park City, Maryland	0.0050334845%
MD18	Cottage City Town, Maryland	0.0015972023%
MD19	Cumberland City, Maryland	0.1627132426%
MD20	Dorchester County, Maryland	0.3951913125%
MD21	Easton Town, Maryland	0.0630108370%
MD22	Elkton Town, Maryland	0.0884110160%
MD23	Forest Heights Town, Maryland	0.0014812182%
MD24	Frederick City, Maryland	0.1530889274%
MD25	Frederick County, Maryland	3.4957333212%
MD26	Frostburg City, Maryland	0.0194678741%
MD27	Gaithersburg City, Maryland	0.0243966914%
MD28	Garrett County, Maryland	0.3513434690%
MD29	Grantsville Town, Maryland	0.0002207076%
MD30	Greenbelt City, Maryland	0.0369938028%
MD31	Hagerstown City, Maryland	0.1829328174%
MD32	Harford County, Maryland	5.1958110720%
MD33	Havre De Grace City, Maryland	0.0458009931%
MD34	Howard County, Maryland	3.2487213744%
MD35	Hyattsville City, Maryland	0.0127377562%
MD36	Kent County, Maryland	0.4683852152%
MD37	Laurel City, Maryland	0.0300516480%
MD38	Montgomery County, Maryland	8.5574378958%
MD39	Mountain Lake Park Town, Maryland	0.0001004445%
MD40	New Carrollton City, Maryland	0.0062727689%
MD41	North Brentwood Town, Maryland	0.0000662686%
MD42	North East Town, Maryland	0.0183814522%
MD43	Oakland Town, Maryland	0.0011777453%
MD44	Perryville Town, Maryland	0.0184160785%
MD45	Prince Georges County, Maryland	7.1382650655%
MD46	Queen Annes County, Maryland	0.7381792535%
MD47	Rockville City, Maryland	0.0611045878%
MD48	Salisbury City, Maryland	0.1347806691%
MD49	Seat Pleasant City, Maryland	0.0040128808%

Allocations are subject to change pursuant to a State-Subdivision Agreement, Allocation Statute, Statutory Trust, or voluntary redistribution.

MD50	Somerset County, Maryland	0.3875128839%
MD51	St Marys County, Maryland	1.3684562511%
MD52	Takoma Park City, Maryland	0.0195596479%
MD53	Talbot County, Maryland	0.4896824850%
MD54	Upper Marlboro Town, Maryland	0.0009443695%
MD55	Vienna Town, Maryland	0.0001582676%
MD56	Washington County, Maryland	3.0474490505%
MD57	Westminster City, Maryland	0.0440087573%
MD58	Wicomico County, Maryland	1.6694422411%
MD59	Worcester County, Maryland	0.9876031064%

Allocations are subject to change pursuant to a State-Subdivision Agreement, Allocation Statute, Statutory Trust, or voluntary redistribution.

MA1	Abington Town, Massachusetts	0.2400899791%
MA2	Acton Town, Massachusetts	0.1586479343%
MA3	Acushnet Town, Massachusetts	0.1547305792%
MA4	Adams Town, Massachusetts	0.0189731986%
MA5	Agawam Town City, Massachusetts	0.4341901730%
MA6	Alford Town, Massachusetts	0.0007449491%
MA7	Amesbury Town City, Massachusetts	0.2580959424%
MA8	Amherst Town, Massachusetts	0.3675897982%
MA9	Andover Town, Massachusetts	0.7102727131%
MA10	Aquinnah Town, Massachusetts	0.0049293930%
MA11	Arlington Town, Massachusetts	0.3350233330%
MA12	Ashburnham Town, Massachusetts	0.0140160133%
MA13	Ashby Town, Massachusetts	0.0069876989%
MA14	Ashfield Town, Massachusetts	0.0027296132%
MA15	Ashland Town, Massachusetts	0.1613930923%
MA16	Athol Town, Massachusetts	0.0359559233%
MA17	Attleboro City, Massachusetts	0.9357205930%
MA18	Auburn Town, Massachusetts	0.3036683195%
MA19	Avon Town, Massachusetts	0.0739889948%
MA20	Ayer Town, Massachusetts	0.0179210686%
MA21	Barnstable County, Massachusetts	0.0639482242%
MA22	Barnstable Town City, Massachusetts	0.8578313582%
MA23	Barre Town, Massachusetts	0.0096522017%
MA24	Becket Town, Massachusetts	0.0067279376%
MA25	Bedford Town, Massachusetts	0.1982937972%
MA26	Belchertown, Massachusetts	0.3492785905%
MA27	Bellingham Town, Massachusetts	0.1961076781%
MA28	Belmont Town, Massachusetts	0.2420315678%
MA29	Berkley Town, Massachusetts	0.1212759115%
MA30	Berlin Town, Massachusetts	0.0397753511%
MA31	Bernardston Town, Massachusetts	0.0040751589%
MA32	Beverly City, Massachusetts	0.4801566147%
MA33	Billerica Town, Massachusetts	0.3870913124%
MA34	Blackstone Town, Massachusetts	0.0221473318%
MA35	Blandford Town, Massachusetts	0.0009007116%
MA36	Bolton Town, Massachusetts	0.0110088433%
MA37	Boston City, Massachusetts	10.5767780349%
MA38	Bourne Town, Massachusetts	0.3783946742%
MA39	Boxborough Town, Massachusetts	0.0399298051%
MA40	Boxford Town, Massachusetts	0.0912309051%
MA41	Boylston Town, Massachusetts	0.0562367737%
MA42	Braintree Town City, Massachusetts	0.4457226214%
MA43	Brewster Town, Massachusetts	0.1284470083%
MA44	Bridgewater Town, Massachusetts	0.0570448443%
MA45	Brimfield Town, Massachusetts	0.0355644757%
MA46	Bristol County, Massachusetts	0.1015083030%
MA47	Brockton City, Massachusetts	2.1170344615%
MA48	Brookfield Town, Massachusetts	0.0372953453%
MA49	Brookline Town, Massachusetts	0.8244968622%

Allocations are subject to change pursuant to a State-Subdivision Agreement, Allocation Statute, Statutory Trust, or voluntary redistribution.

MA50	Buckland Town, Massachusetts	0.0031396937%
MA51	Burlington Town, Massachusetts	0.3034752912%
MA52	Cambridge City, Massachusetts	4.3053779748%
MA53	Canton Town, Massachusetts	0.2909840866%
MA54	Carlisle Town, Massachusetts	0.0526144568%
MA55	Carver Town, Massachusetts	0.2179547901%
MA56	Charlemont Town, Massachusetts	0.0066765925%
MA57	Charlton Town, Massachusetts	0.0305379405%
MA58	Chatham Town, Massachusetts	0.1685335181%
MA59	Chelmsford Town, Massachusetts	0.3162632088%
MA60	Chelsea City, Massachusetts	0.5236031155%
MA61	Cheshire Town, Massachusetts	0.0015830626%
MA62	Chester Town, Massachusetts	0.0096828727%
MA63	Chesterfield Town, Massachusetts	0.0168042468%
MA64	Chicopee City, Massachusetts	0.8816952708%
MA65	Chilmark Town, Massachusetts	0.0062328576%
MA66	Clarksburg Town, Massachusetts	0.0303920178%
MA67	Clinton Town, Massachusetts	0.2371744557%
MA68	Cohasset Town, Massachusetts	0.1430861241%
MA69	Colrain Town, Massachusetts	0.0016018525%
MA70	Concord Town, Massachusetts	0.1749597704%
MA71	Conway Town, Massachusetts	0.0354590115%
MA72	Cummington Town, Massachusetts	0.0009757143%
MA73	Dalton Town, Massachusetts	0.0123034626%
MA74	Danvers Town, Massachusetts	0.4037368656%
MA75	Dartmouth Town, Massachusetts	0.5505881937%
MA76	Dedham Town, Massachusetts	0.3188835370%
MA77	Deerfield Town, Massachusetts	0.0872700035%
MA78	Dennis Town, Massachusetts	0.0970183530%
MA79	Dighton Town, Massachusetts	0.0228752705%
MA80	Douglas Town, Massachusetts	0.1659192613%
MA81	Dover Town, Massachusetts	0.0683428114%
MA82	Dracut Town, Massachusetts	0.2045887296%
MA83	Dudley Town, Massachusetts	0.0179390734%
MA84	Dukes County, Massachusetts	0.0054256244%
MA85	Dunstable Town, Massachusetts	0.0041607864%
MA86	Duxbury Town, Massachusetts	0.3742011756%
MA87	East Bridgewater Town, Massachusetts	0.2308047825%
MA88	East Brookfield Town, Massachusetts	0.0052365739%
MA89	East Longmeadow Town, Massachusetts	0.2715713403%
MA90	Eastham Town, Massachusetts	0.0786916528%
MA91	Easthampton Town City, Massachusetts	0.2670463228%
MA92	Easton Town, Massachusetts	0.5676857515%
MA93	Edgartown, Massachusetts	0.0809809332%
MA94	Egremont Town, Massachusetts	0.0050750540%
MA95	Erving Town, Massachusetts	0.0513752128%
MA96	Essex Town, Massachusetts	0.0113333487%
MA97	Everett City, Massachusetts	0.4368228534%
MA98	Fairhaven Town, Massachusetts	0.3265362625%

Allocations are subject to change pursuant to a State-Subdivision  
Agreement, Allocation Statute, Statutory Trust, or voluntary redistribution.

MA99	Fall River City, Massachusetts	2.1055901006%
MA100	Falmouth Town, Massachusetts	0.6632841320%
MA101	Fitchburg City, Massachusetts	0.6913634212%
MA102	Florida Town, Massachusetts	0.0170875086%
MA103	Foxborough Town, Massachusetts	0.2588100112%
MA104	Framingham Town, Massachusetts	0.6902310022%
MA105	Franklin Town City, Massachusetts	0.4506715894%
MA106	Freetown, Massachusetts	0.0347111837%
MA107	Gardner City, Massachusetts	0.3080580392%
MA108	Georgetown, Massachusetts	0.1361143365%
MA109	Gill Town, Massachusetts	0.0032293514%
MA110	Gloucester City, Massachusetts	0.4219402015%
MA111	Goshen Town, Massachusetts	0.0020598761%
MA112	Gosnold Town, Massachusetts	0.0011645031%
MA113	Grafton Town, Massachusetts	0.2787903277%
MA114	Granby Town, Massachusetts	0.1421420753%
MA115	Granville Town, Massachusetts	0.0205788719%
MA116	Great Barrington Town, Massachusetts	0.0238735954%
MA117	Greenfield Town City, Massachusetts	0.4522917084%
MA118	Groton Town, Massachusetts	0.0112861907%
MA119	Groveland Town, Massachusetts	0.0109548289%
MA120	Hadley Town, Massachusetts	0.1036658447%
MA121	Halifax Town, Massachusetts	0.0744074497%
MA122	Hamilton Town, Massachusetts	0.0148754814%
MA123	Hampden Town, Massachusetts	0.0086441416%
MA124	Hancock Town, Massachusetts	0.0080083205%
MA125	Hanover Town, Massachusetts	0.2979987927%
MA126	Hanson Town, Massachusetts	0.0306151413%
MA127	Hardwick Town, Massachusetts	0.0046489576%
MA128	Harvard Town, Massachusetts	0.1646144358%
MA129	Harwich Town, Massachusetts	0.2864309104%
MA130	Hatfield Town, Massachusetts	0.0627393895%
MA131	Haverhill City, Massachusetts	0.8142937865%
MA132	Hawley Town, Massachusetts	0.0002691301%
MA133	Heath Town, Massachusetts	0.0011790011%
MA134	Hingham Town, Massachusetts	0.4828724626%
MA135	Hinsdale Town, Massachusetts	0.0037015067%
MA136	Holbrook Town, Massachusetts	0.1222501079%
MA137	Holden Town, Massachusetts	0.0343745879%
MA138	Holland Town, Massachusetts	0.0238040885%
MA139	Holliston Town, Massachusetts	0.1672190621%
MA140	Holyoke City, Massachusetts	0.9664659552%
MA141	Hopedale Town, Massachusetts	0.1372305825%
MA142	Hopkinton Town, Massachusetts	0.2027514537%
MA143	Hubbardston Town, Massachusetts	0.0076647112%
MA144	Hudson Town, Massachusetts	0.1994512345%
MA145	Hull Town, Massachusetts	0.1954841045%
MA146	Huntington Town, Massachusetts	0.0026561285%
MA147	Ipswich Town, Massachusetts	0.2079635850%

Allocations are subject to change pursuant to a State-Subdivision Agreement, Allocation Statute, Statutory Trust, or voluntary redistribution.

MA148	Kingston Town, Massachusetts	0.1369378473%
MA149	Lakeville Town, Massachusetts	0.0202228058%
MA150	Lancaster Town, Massachusetts	0.0116656002%
MA151	Lanesborough Town, Massachusetts	0.0575248505%
MA152	Lawrence City, Massachusetts	1.4758837913%
MA153	Lee Town, Massachusetts	0.1519018348%
MA154	Leicester Town, Massachusetts	0.1926291380%
MA155	Lenox Town, Massachusetts	0.1609461124%
MA156	Leominster City, Massachusetts	0.7902530708%
MA157	Leverett Town, Massachusetts	0.0395342227%
MA158	Lexington Town, Massachusetts	0.5090924410%
MA159	Leyden Town, Massachusetts	0.0007689206%
MA160	Lincoln Town, Massachusetts	0.1099619285%
MA161	Littleton Town, Massachusetts	0.1043597104%
MA162	Longmeadow Town, Massachusetts	0.2992108201%
MA163	Lowell City, Massachusetts	1.0242474790%
MA164	Ludlow Town, Massachusetts	0.3042665608%
MA165	Lunenburg Town, Massachusetts	0.1916440550%
MA166	Lynn City, Massachusetts	1.5917595154%
MA167	Lynnfield Town, Massachusetts	0.2333154069%
MA168	Malden City, Massachusetts	0.4659742140%
MA169	Manchester-By-The-Sea Town, Massachusetts	0.0201100664%
MA170	Mansfield Town, Massachusetts	0.6816694002%
MA171	Marblehead Town, Massachusetts	0.3485912672%
MA172	Marion Town, Massachusetts	0.0698025620%
MA173	Marlborough City, Massachusetts	0.3668295136%
MA174	Marshfield Town, Massachusetts	0.4930551259%
MA175	Mashpee Town, Massachusetts	0.3459150927%
MA176	Mattapoisett Town, Massachusetts	0.0843720139%
MA177	Maynard Town, Massachusetts	0.1014940666%
MA178	Medfield Town, Massachusetts	0.2083772770%
MA179	Medford City, Massachusetts	0.3972200658%
MA180	Medway Town, Massachusetts	0.1940731867%
MA181	Melrose City, Massachusetts	0.2296395466%
MA182	Mendon Town, Massachusetts	0.0164096065%
MA183	Merrimac Town, Massachusetts	0.0100336001%
MA184	Methuen Town City, Massachusetts	0.7149217230%
MA185	Middleborough Town, Massachusetts	0.3933419654%
MA186	Middlefield Town, Massachusetts	0.0003252381%
MA187	Middleton Town, Massachusetts	0.0917093411%
MA188	Milford Town, Massachusetts	0.5323916620%
MA189	Millbury Town, Massachusetts	0.2332340712%
MA190	Millis Town, Massachusetts	0.0999797258%
MA191	Millville Town, Massachusetts	0.0062130209%
MA192	Milton Town, Massachusetts	0.3520463069%
MA193	Monroe Town, Massachusetts	0.0001025332%
MA194	Monson Town, Massachusetts	0.1266258006%
MA195	Montague Town, Massachusetts	0.0291412591%



Allocations are subject to change pursuant to a State-Subdivision Agreement, Allocation Statute, Statutory Trust, or voluntary redistribution.

MA196	Monterey Town, Massachusetts	0.0042137017%
MA197	Montgomery Town, Massachusetts	0.0002324400%
MA198	Mt Washington Town, Massachusetts	0.0001746048%
MA199	Nahant Town, Massachusetts	0.0355497159%
MA200	Nantucket Town, Massachusetts	0.1102324194%
MA201	Natick Town, Massachusetts	0.3421702489%
MA202	Needham Town, Massachusetts	0.4914063771%
MA203	New Ashford Town, Massachusetts	0.0002677169%
MA204	New Bedford City, Massachusetts	2.3617391681%
MA205	New Braintree Town, Massachusetts	0.0013480056%
MA206	New Marlborough Town, Massachusetts	0.0032940955%
MA207	New Salem Town, Massachusetts	0.0024476600%
MA208	Newbury Town, Massachusetts	0.0135400372%
MA209	Newburyport City, Massachusetts	0.2905748435%
MA210	Newton City, Massachusetts	1.0088865481%
MA211	Norfolk County, Massachusetts	0.0563017795%
MA212	Norfolk Town, Massachusetts	0.0892988423%
MA213	North Adams City, Massachusetts	0.3428675166%
MA214	North Andover Town, Massachusetts	0.4494773051%
MA215	North Attleborough Town, Massachusetts	0.6369959028%
MA216	North Brookfield Town, Massachusetts	0.0698725924%
MA217	North Reading Town, Massachusetts	0.1664230820%
MA218	Northampton City, Massachusetts	0.5405649568%
MA219	Northborough Town, Massachusetts	0.2422641125%
MA220	Northbridge Town, Massachusetts	0.2823159735%
MA221	Northfield Town, Massachusetts	0.0153010544%
MA222	Norton Town, Massachusetts	0.4563834066%
MA223	Norwell Town, Massachusetts	0.2753854817%
MA224	Norwood Town, Massachusetts	0.3412282413%
MA225	Oak Bluffs Town, Massachusetts	0.0769116887%
MA226	Oakham Town, Massachusetts	0.0026269230%
MA227	Orange Town, Massachusetts	0.1376712816%
MA228	Orleans Town, Massachusetts	0.0935051641%
MA229	Otis Town, Massachusetts	0.0035269019%
MA230	Oxford Town, Massachusetts	0.2336229019%
MA231	Palmer Town City, Massachusetts	0.1621757259%
MA232	Paxton Town, Massachusetts	0.0115100470%
MA233	Peabody City, Massachusetts	0.7162928627%
MA234	Pelham Town, Massachusetts	0.0235476246%
MA235	Pembroke Town, Massachusetts	0.3388218249%
MA236	Pepperell Town, Massachusetts	0.0102363113%
MA237	Peru Town, Massachusetts	0.0011523603%
MA238	Petersham Town, Massachusetts	0.0159775433%
MA239	Phillipston Town, Massachusetts	0.0039835646%
MA240	Pittsfield City, Massachusetts	1.1541979937%
MA241	Plainfield Town, Massachusetts	0.0004986914%
MA242	Plainville Town, Massachusetts	0.0738004154%
MA243	Plymouth County, Massachusetts	0.0008974666%

Allocations are subject to change pursuant to a State-Subdivision Agreement, Allocation Statute, Statutory Trust, or voluntary redistribution.

MA244	Plymouth Town, Massachusetts	1.0727134492%
MA245	Plympton Town, Massachusetts	0.0311939123%
MA246	Princeton Town, Massachusetts	0.0094015998%
MA247	Provincetown, Massachusetts	0.0895015011%
MA248	Quincy City, Massachusetts	1.0277365393%
MA249	Randolph Town, Massachusetts	0.3517891103%
MA250	Raynham Town, Massachusetts	0.0739771661%
MA251	Reading Town, Massachusetts	0.2463903024%
MA252	Rehoboth Town, Massachusetts	0.0342848256%
MA253	Revere City, Massachusetts	0.5754964378%
MA254	Richmond Town, Massachusetts	0.0346755405%
MA255	Rochester Town, Massachusetts	0.0656757963%
MA256	Rockland Town, Massachusetts	0.3048431858%
MA257	Rockport Town, Massachusetts	0.1188536886%
MA258	Rowe Town, Massachusetts	0.0242459391%
MA259	Rowley Town, Massachusetts	0.0134543050%
MA260	Royalston Town, Massachusetts	0.0020739031%
MA261	Russell Town, Massachusetts	0.0012348998%
MA262	Rutland Town, Massachusetts	0.0122272562%
MA263	Salem City, Massachusetts	0.6254547137%
MA264	Salisbury Town, Massachusetts	0.0319290215%
MA265	Sandisfield Town, Massachusetts	0.0020719142%
MA266	Sandwich Town, Massachusetts	0.4944903815%
MA267	Saugus Town, Massachusetts	0.3330802265%
MA268	Savoy Town, Massachusetts	0.0103246605%
MA269	Scituate Town, Massachusetts	0.3938536371%
MA270	Seekonk Town, Massachusetts	0.3325159013%
MA271	Sharon Town, Massachusetts	0.3157804286%
MA272	Sheffield Town, Massachusetts	0.0066580643%
MA273	Shelburne Town, Massachusetts	0.0145706034%
MA274	Sherborn Town, Massachusetts	0.0361347676%
MA275	Shirley Town, Massachusetts	0.0049654026%
MA276	Shrewsbury Town, Massachusetts	0.6471205738%
MA277	Shutesbury Town, Massachusetts	0.0358178516%
MA278	Somerset Town, Massachusetts	0.2943717652%
MA279	Somerville City, Massachusetts	0.5538327759%
MA280	South Hadley Town, Massachusetts	0.3289508962%
MA281	Southampton Town, Massachusetts	0.0773861993%
MA282	Southborough Town, Massachusetts	0.2173688486%
MA283	Southbridge Town City, Massachusetts	0.2906114812%
MA284	Southwick Town, Massachusetts	0.0165255910%
MA285	Spencer Town, Massachusetts	0.0203153945%
MA286	Springfield City, Massachusetts	3.4410224370%
MA287	Sterling Town, Massachusetts	0.0196759620%
MA288	Stockbridge Town, Massachusetts	0.0092305018%
MA289	Stoneham Town, Massachusetts	0.1669780908%
MA290	Stoughton Town, Massachusetts	0.3118943726%
MA291	Stow Town, Massachusetts	0.0087733680%
MA292	Sturbridge Town, Massachusetts	0.1235688557%

Allocations are subject to change pursuant to a State-Subdivision Agreement, Allocation Statute, Statutory Trust, or voluntary redistribution.

MA293	Sudbury Town, Massachusetts	0.1950193814%
MA294	Sunderland Town, Massachusetts	0.0394445127%
MA295	Sutton Town, Massachusetts	0.1720631416%
MA296	Swampscott Town, Massachusetts	0.2802270489%
MA297	Swansea Town, Massachusetts	0.3127370397%
MA298	Taunton City, Massachusetts	1.3156698571%
MA299	Templeton Town, Massachusetts	0.0167725290%
MA300	Tewksbury Town, Massachusetts	0.2526508477%
MA301	Tisbury Town, Massachusetts	0.0665566713%
MA302	Tolland Town, Massachusetts	0.0005593530%
MA303	Topsfield Town, Massachusetts	0.0713350646%
MA304	Townsend Town, Massachusetts	0.0093843801%
MA305	Truro Town, Massachusetts	0.0604250384%
MA306	Tyngsborough Town, Massachusetts	0.1162396935%
MA307	Tyringham Town, Massachusetts	0.0012803829%
MA308	Upton Town, Massachusetts	0.0211017442%
MA309	Uxbridge Town, Massachusetts	0.2255606716%
MA310	Wakefield Town, Massachusetts	0.2116065761%
MA311	Wales Town, Massachusetts	0.0147604390%
MA312	Walpole Town, Massachusetts	0.3194149930%
MA313	Waltham City, Massachusetts	0.5322671985%
MA314	Ware Town, Massachusetts	0.2035588439%
MA315	Wareham Town, Massachusetts	0.3595394490%
MA316	Warren Town, Massachusetts	0.0179304373%
MA317	Warwick Town, Massachusetts	0.0065997057%
MA318	Washington Town, Massachusetts	0.0004074112%
MA319	Watertown Town City, Massachusetts	0.2540965713%
MA320	Wayland Town, Massachusetts	0.2147389946%
MA321	Webster Town, Massachusetts	0.2405963644%
MA322	Wellesley Town, Massachusetts	0.4811483972%
MA323	Wellfleet Town, Massachusetts	0.0667808417%
MA324	Wendell Town, Massachusetts	0.0010508215%
MA325	Wenham Town, Massachusetts	0.0112119209%
MA326	West Boylston Town, Massachusetts	0.1222726663%
MA327	West Bridgewater Town, Massachusetts	0.1467598909%
MA328	West Brookfield Town, Massachusetts	0.0059191866%
MA329	West Newbury Town, Massachusetts	0.0086981560%
MA330	West Springfield Town City, Massachusetts	0.4627594653%
MA331	West Stockbridge Town, Massachusetts	0.0028401544%
MA332	West Tisbury Town, Massachusetts	0.0099183484%
MA333	Westborough Town, Massachusetts	0.5070384269%
MA334	Westfield City, Massachusetts	0.6538385669%
MA335	Westford Town, Massachusetts	0.2939962811%
MA336	Westhampton Town, Massachusetts	0.0199373981%
MA337	Westminster Town, Massachusetts	0.0226744436%
MA338	Weston Town, Massachusetts	0.2254658323%
MA339	Westport Town, Massachusetts	0.2811335179%
MA340	Westwood Town, Massachusetts	0.2903783084%

Allocations are subject to change pursuant to a State-Subdivision Agreement, Allocation Statute, Statutory Trust, or voluntary redistribution.

MA341	Weymouth Town City, Massachusetts	0.5656639786%
MA342	Whately Town, Massachusetts	0.0314223222%
MA343	Whitman Town, Massachusetts	0.0448742719%
MA344	Wilbraham Town, Massachusetts	0.0313150261%
MA345	Williamsburg Town, Massachusetts	0.0343998679%
MA346	Williamstown, Massachusetts	0.0783021941%
MA347	Wilmington Town, Massachusetts	0.2467559990%
MA348	Winchendon Town, Massachusetts	0.1830720373%
MA349	Winchester Town, Massachusetts	0.2570095300%
MA350	Windsor Town, Massachusetts	0.0005238144%
MA351	Winthrop Town City, Massachusetts	0.1505890537%
MA352	Woburn City, Massachusetts	0.3503541163%
MA353	Worcester City, Massachusetts	3.7929503518%
MA354	Worthington Town, Massachusetts	0.0015069609%
MA355	Wrentham Town, Massachusetts	0.0961794021%
MA356	Yarmouth Town, Massachusetts	0.1308391883%

Allocations are subject to change pursuant to a State-Subdivision  
Agreement, Allocation Statute, Statutory Trust, or voluntary redistribution.

MI1	Ada Township, Michigan	0.0073233482%
MI2	Adrian City, Michigan	0.0568370128%
MI3	Alcona County, Michigan	0.0834491179%
MI4	Alger County, Michigan	0.0785291215%
MI5	Algoma Township, Michigan	0.0029345640%
MI6	Allegan County, Michigan	0.7725881935%
MI7	Allen Park City, Michigan	0.1074735355%
MI8	Allendale Charter Township, Michigan	0.0077776425%
MI9	Alpena County, Michigan	0.3171935781%
MI10	Alpine Charter Township, Michigan	0.0025427083%
MI11	Ann Arbor City, Michigan	0.4632250874%
MI12	Antrim County, Michigan	0.2381005845%
MI13	Antwerp Township, Michigan	0.0013132895%
MI14	Arenac County, Michigan	0.1612057938%
MI15	Auburn Hills City, Michigan	0.1176899978%
MI16	Bangor Charter Township, Michigan	0.0109251027%
MI17	Baraga County, Michigan	0.0741112558%
MI18	Barry County, Michigan	0.4329702358%
MI19	Bath Charter Township, Michigan	0.0537968516%
MI20	Battle Creek City, Michigan	0.3423704436%
MI21	Bay City, Michigan	0.1147802745%
MI22	Bay County, Michigan	1.1009022938%
MI23	Bedford Township, Michigan	0.0412592343%
MI24	Benton Charter Township, Michigan	0.0907240950%
MI25	Benzie County, Michigan	0.1392597323%
MI26	Berkley City, Michigan	0.0358941044%
MI27	Berrien County, Michigan	1.2815190059%
MI28	Beverly Hills Village, Michigan	0.0460038135%
MI29	Big Rapids City, Michigan	0.0245076907%
MI30	Birmingham City, Michigan	0.1031004819%
MI31	Bloomfield Charter Township, Michigan	0.2395537286%
MI32	Branch County, Michigan	0.3413411577%
MI33	Brandon Charter Township, Michigan	0.0298468290%
MI34	Brighton Township, Michigan	0.0010123659%
MI35	Brownstown Charter Township, Michigan	0.1035238283%
MI36	Burton City, Michigan	0.0331836857%
MI37	Byron Township, Michigan	0.0143593354%
MI38	Cadillac City, Michigan	0.0992155073%
MI39	Caledonia Charter Township, Michigan	0.0046151897%
MI40	Calhoun County, Michigan	1.6522746969%
MI41	Cannon Township, Michigan	0.0055382276%
MI42	Canton Charter Township, Michigan	0.2353019350%
MI43	Cascade Charter Township, Michigan	0.0202807109%
MI44	Cass County, Michigan	0.3685228029%
MI45	Charlevoix County, Michigan	0.1913266108%
MI46	Cheboygan County, Michigan	0.2827891794%
MI47	Chesterfield Charter Township, Michigan	0.2112831498%
MI48	Chippewa County, Michigan	0.2393040796%
MI49	Clare County, Michigan	0.4685534972%

Allocations are subject to change pursuant to a State-Subdivision Agreement, Allocation Statute, Statutory Trust, or voluntary redistribution.

MI50	Clawson City, Michigan	0.0233450803%
MI51	Clinton Charter Township, Michigan	0.5825283878%
MI52	Clinton County, Michigan	0.4823811618%
MI53	Coldwater City, Michigan	0.0129335184%
MI54	Commerce Charter Township, Michigan	0.0332785651%
MI55	Comstock Charter Township, Michigan	0.0141443213%
MI56	Cooper Charter Township, Michigan	0.0016050286%
MI57	Crawford County, Michigan	0.2577011831%
MI58	Davison Township, Michigan	0.0148016255%
MI59	Dearborn City, Michigan	0.5014825529%
MI60	Dearborn Heights City, Michigan	0.1763248603%
MI61	Delhi Charter Township, Michigan	0.0329269168%
MI62	Delta Charter Township, Michigan	0.0678675252%
MI63	Delta County, Michigan	0.2325433177%
MI64	Detroit City, Michigan	6.3675475252%
MI65	Dewitt Charter Township, Michigan	0.0615354244%
MI66	Dickinson County, Michigan	0.2475829616%
MI67	East Bay Township, Michigan	0.0024511576%
MI68	East Grand Rapids City, Michigan	0.0347010017%
MI69	East Lansing City, Michigan	0.1722118876%
MI70	Eastpointe City, Michigan	0.2806901834%
MI71	Eaton County, Michigan	0.8964627151%
MI72	Egelston Township, Michigan	0.0099077587%
MI73	Emmet County, Michigan	0.3034511111%
MI74	Emmett Charter Township, Michigan	0.0136208021%
MI75	Escanaba City, Michigan	0.0161625757%
MI76	Farmington City, Michigan	0.0368587005%
MI77	Farmington Hills City, Michigan	0.2763289545%
MI78	Fenton Charter Township, Michigan	0.0031005125%
MI79	Fenton City, Michigan	0.0802629568%
MI80	Ferndale City, Michigan	0.1491321203%
MI81	Flat Rock City, Michigan	0.0287479606%
MI82	Flint Charter Township, Michigan	0.0428009530%
MI83	Flint City, Michigan	2.6382255013%
MI84	Flushing Charter Township, Michigan	0.0062641566%
MI85	Fort Gratiot Charter Township, Michigan	0.0158007179%
MI86	Fraser City, Michigan	0.1340329179%
MI87	Frenchtown Charter Township, Michigan	0.0818078358%
MI88	Fruitport Charter Township, Michigan	0.0216336824%
MI89	Gaines Township, Kent County, Michigan	0.0150472599%
MI90	Garden City, Michigan	0.0602849815%
MI91	Garfield Charter Township, Michigan	0.0006805464%
MI92	Genesee Charter Township, Michigan	0.0216656939%
MI93	Genesee County, Michigan	1.8587109989%
MI94	Genoa Township, Michigan	0.0001265457%
MI95	Georgetown Charter Township, Michigan	0.0120538094%
MI96	Gladwin County, Michigan	0.3598571100%
MI97	Gogebic County, Michigan	0.1249651212%
MI98	Grand Blanc Charter Township, Michigan	0.0351159584%

Allocations are subject to change pursuant to a State-Subdivision  
Agreement, Allocation Statute, Statutory Trust, or voluntary redistribution.

MI99	Grand Haven Charter Township, Michigan	0.0188708587%
MI100	Grand Haven City, Michigan	0.0581929367%
MI101	Grand Rapids Charter Township, Michigan	0.0062871075%
MI102	Grand Rapids City, Michigan	1.2000276882%
MI103	Grand Traverse County, Michigan	0.8244466054%
MI104	Grandville City, Michigan	0.0465263367%
MI105	Gratiot County, Michigan	0.3147475181%
MI106	Green Oak Township, Michigan	0.0538361746%
MI107	Grosse Ile Township, Michigan	0.0358505107%
MI108	Grosse Pointe Park City, Michigan	0.0473791255%
MI109	Grosse Pointe Woods City, Michigan	0.0337630289%
MI110	Hamburg Township, Michigan	0.0567828826%
MI111	Hamtramck City, Michigan	0.1811320680%
MI112	Harper Woods City, Michigan	0.0505579556%
MI113	Harrison Charter Township, Michigan	0.1108972638%
MI114	Hartland Township, Michigan	0.0004881050%
MI115	Hazel Park City, Michigan	0.0736339264%
MI116	Highland Charter Township, Michigan	0.0294387306%
MI117	Highland Park City, Michigan	0.0391505779%
MI118	Hillsdale County, Michigan	0.3731855670%
MI119	Holland Charter Township, Michigan	0.0291739126%
MI120	Holland City, Michigan	0.1655890102%
MI121	Holly Township, Michigan	0.0040995334%
MI122	Houghton County, Michigan	0.2225642997%
MI123	Huron Charter Township, Michigan	0.0361363324%
MI124	Huron County, Michigan	0.2929757372%
MI125	Independence Charter Township, Michigan	0.0825378903%
MI126	Ingham County, Michigan	2.1348935205%
MI127	Inkster City, Michigan	0.1669443281%
MI128	Ionia City, Michigan	0.0449276471%
MI129	Ionia County, Michigan	0.4905636172%
MI130	Iosco County, Michigan	0.3212475898%
MI131	Iron County, Michigan	0.1102481228%
MI132	Iron Mountain City, Michigan	0.0091866455%
MI133	Isabella County, Michigan	0.5720204678%
MI134	Jackson City, Michigan	0.1764251010%
MI135	Jackson County, Michigan	1.0855421077%
MI136	Kalamazoo Charter Township, Michigan	0.0520230321%
MI137	Kalamazoo City, Michigan	0.3787268993%
MI138	Kalamazoo County, Michigan	1.9845600355%
MI139	Kalkaska County, Michigan	0.1646399668%
MI140	Kent County, Michigan	2.7808259408%
MI141	Kentwood City, Michigan	0.1423307082%
MI142	Keweenaw County, Michigan	0.0067676775%
MI143	Lake County, Michigan	0.0728348971%
MI144	Lansing City, Michigan	0.5307983425%

Allocations are subject to change pursuant to a State-Subdivision Agreement, Allocation Statute, Statutory Trust, or voluntary redistribution.

MI145	Lapeer County, Michigan	0.7916953951%
MI146	Leelanau County, Michigan	0.1237383482%
MI147	Lenawee County, Michigan	0.7878386566%
MI148	Lenox Township, Michigan	0.0111917816%
MI149	Leoni Township, Michigan	0.0090926074%
MI150	Lincoln Charter Township, Michigan	0.0178479538%
MI151	Lincoln Park City, Michigan	0.1588803292%
MI152	Livingston County, Michigan	1.3371907873%
MI153	Livonia City, Michigan	0.3999768720%
MI154	Luce County, Michigan	0.0638515493%
MI155	Lyon Charter Township, Michigan	0.0060287256%
MI156	Mackinac County, Michigan	0.0909538431%
MI157	Macomb County, Michigan	7.7242005849%
MI158	Macomb Township, Michigan	0.1081932941%
MI159	Madison Heights City, Michigan	0.1443184148%
MI160	Manistee County, Michigan	0.3120953798%
MI161	Marion Township, Livingston County, Michigan	0.0001988576%
MI162	Marquette City, Michigan	0.0313476613%
MI163	Marquette County, Michigan	0.5388637672%
MI164	Mason County, Michigan	0.2487294921%
MI165	Mecosta County, Michigan	0.3321355122%
MI166	Melvindale City, Michigan	0.0519698104%
MI167	Menominee County, Michigan	0.1580179806%
MI168	Meridian Charter Township, Michigan	0.0708027402%
MI169	Midland City, Michigan	0.3023071472%
MI170	Midland County, Michigan	0.5384703258%
MI171	Milford Charter Township, Michigan	0.0064275489%
MI172	Missaukee County, Michigan	0.1002815458%
MI173	Monitor Charter Township, Michigan	0.0044174736%
MI174	Monroe Charter Township, Michigan	0.0119729252%
MI175	Monroe City, Michigan	0.2101937979%
MI176	Monroe County, Michigan	1.5316423152%
MI177	Montcalm County, Michigan	0.6212351900%
MI178	Montmorency County, Michigan	0.0868385533%
MI179	Mount Clemens City, Michigan	0.0503004024%
MI180	Mount Morris City, Michigan	0.0046413043%
MI181	Mount Pleasant City, Michigan	0.0357778255%
MI182	Mundy Charter Township, Michigan	0.0150794621%
MI183	Muskegon Charter Township, Michigan	0.0360868180%
MI184	Muskegon City, Michigan	0.1748185396%
MI185	Muskegon County, Michigan	1.7053905386%
MI186	Muskegon Heights City, Michigan	0.0500451306%
MI187	New Baltimore City, Michigan	0.0480441296%
MI188	Newaygo County, Michigan	0.4671261358%
MI189	Niles City, Michigan	0.0583312847%
MI190	Niles Township, Michigan	0.0215348319%
MI191	Northville Charter Township, Michigan	0.0836973671%
MI192	Norton Shores City, Michigan	0.0701828658%



Allocations are subject to change pursuant to a State-Subdivision Agreement, Allocation Statute, Statutory Trust, or voluntary redistribution.

MI193	Novi City, Michigan	0.1465815056%
MI194	Oak Park City, Michigan	0.1037775542%
MI195	Oakland Charter Township, Michigan	0.0274353387%
MI196	Oakland County, Michigan	5.2264042066%
MI197	Oceana County, Michigan	0.2176466203%
MI198	Oceola Township, Michigan	0.0003615593%
MI199	Ogemaw County, Michigan	0.5563618764%
MI200	Ontonagon County, Michigan	0.0504349004%
MI201	Orion Charter Township, Michigan	0.0484616785%
MI202	Osceola County, Michigan	0.1924215950%
MI203	Oscoda County, Michigan	0.0981702870%
MI204	Oshtemo Charter Township, Michigan	0.0124389806%
MI205	Otsego County, Michigan	0.2838576775%
MI206	Ottawa County, Michigan	1.4829589190%
MI207	Owosso City, Michigan	0.0600391920%
MI208	Oxford Charter Township, Michigan	0.0220651355%
MI209	Park Township, Ottawa County, Michigan	0.0069409957%
MI210	Pittsfield Charter Township, Michigan	0.0254303905%
MI211	Plainfield Charter Township, Michigan	0.0147250675%
MI212	Plymouth Charter Township, Michigan	0.0619046968%
MI213	Pontiac City, Michigan	0.3007870303%
MI214	Port Huron Charter Township, Michigan	0.0144337077%
MI215	Port Huron City, Michigan	0.2605826060%
MI216	Portage City, Michigan	0.0982178051%
MI217	Presque Isle County, Michigan	0.1455220353%
MI218	Redford Charter Township, Michigan	0.2119761371%
MI219	Riverview City, Michigan	0.0482626131%
MI220	Rochester City, Michigan	0.0399194381%
MI221	Rochester Hills City, Michigan	0.0675866509%
MI222	Romulus City, Michigan	0.0931298734%
MI223	Roscommon County, Michigan	0.3840925607%
MI224	Roseville City, Michigan	0.4273474490%
MI225	Royal Oak City, Michigan	0.2596061973%
MI226	Saginaw Charter Township, Michigan	0.0692043420%
MI227	Saginaw City, Michigan	0.4307711416%
MI228	Saginaw County, Michigan	1.6118539630%
MI229	Sanilac County, Michigan	0.3468379663%
MI230	Sault Ste. Marie City, Michigan	0.0984697973%
MI231	Schoolcraft County, Michigan	0.0789566063%
MI232	Scio Charter Township, Michigan	0.0051527746%
MI233	Shelby Charter Township, Michigan	0.5065495239%
MI234	Shiawassee County, Michigan	0.7255393777%
MI235	South Lyon City, Michigan	0.0258956950%
MI236	Southfield City, Michigan	0.3934160797%
MI237	Southfield Township, Michigan	0.0001112995%
MI238	Southgate City, Michigan	0.0888423705%
MI239	Spring Lake Township, Michigan	0.0103960225%
MI240	Springfield Charter Township, Michigan	0.0044705319%
MI241	St Clair County, Michigan	1.9960063402%

Allocations are subject to change pursuant to a State-Subdivision Agreement, Allocation Statute, Statutory Trust, or voluntary redistribution.

MI242	St Joseph County, Michigan	0.4265691571%
MI243	St. Clair Shores City, Michigan	0.3399081996%
MI244	Sterling Heights City, Michigan	0.9407553377%
MI245	Sturgis City, Michigan	0.0599318930%
MI246	Summit Township, Jackson County, Michigan	0.0147223455%
MI247	Superior Charter Township, Michigan	0.0121236785%
MI248	Taylor City, Michigan	0.3764778630%
MI249	Texas Charter Township, Michigan	0.0052063171%
MI250	Thomas Township, Michigan	0.0127113988%
MI251	Traverse City, Michigan	0.0620311385%
MI252	Trenton City, Michigan	0.0481846521%
MI253	Troy City, Michigan	0.2360199679%
MI254	Tuscola County, Michigan	0.4432240961%
MI255	Tyrone Township, Livingston County, Michigan	0.0096355544%
MI256	Union Charter Township, Michigan	0.0000512255%
MI257	Van Buren Charter Township, Michigan	0.0686867403%
MI258	Van Buren County, Michigan	0.7628971716%
MI259	Vienna Charter Township, Genesee County, Michigan	0.0086448035%
MI260	Vienna Charter Township, Montmorency County, Michigan	0.0011836039%
MI261	Walker City, Michigan	0.0577159947%
MI262	Warren City, Michigan	1.1744758071%
MI263	Washington Township, Macomb County, Michigan	0.0808853142%
MI264	Washtenaw County, Michigan	2.3763653602%
MI265	Waterford Charter Township, Michigan	0.2186201385%
MI266	Wayne City, Michigan	0.0837926529%
MI267	Wayne County, Michigan	10.1863863702%
MI268	West Bloomfield Charter Township, Michigan	0.2622681115%
MI269	Westland City, Michigan	0.3261711153%
MI270	Wexford County, Michigan	0.2986947723%
MI271	White Lake Charter Township, Michigan	0.0585435626%
MI272	Wixom City, Michigan	0.0369421752%
MI273	Woodhaven City, Michigan	0.0571927749%
MI274	Wyandotte City, Michigan	0.0976772465%
MI275	Wyoming City, Michigan	0.2554463949%
MI276	Ypsilanti Charter Township, Michigan	0.0578793100%
MI277	Ypsilanti City, Michigan	0.0898598214%
MI278	Zeeland Charter Township, Michigan	0.0061508332%

Allocations are subject to change pursuant to a State-Subdivision  
Agreement, Allocation Statute, Statutory Trust, or voluntary redistribution.

MN1	Aitkin County, Minnesota	0.5286814148%
MN2	Albert Lea City, Minnesota	0.0977622743%
MN3	Alexandria City, Minnesota	0.0160492533%
MN4	Andover City, Minnesota	0.1252665067%
MN5	Anoka City, Minnesota	0.1440564244%
MN6	Anoka County, Minnesota	4.6242592739%
MN7	Apple Valley City, Minnesota	0.2744845059%
MN8	Arden Hills City, Minnesota	0.0767181792%
MN9	Austin City, Minnesota	0.1311616775%
MN10	Becker County, Minnesota	0.6074940403%
MN11	Beltrami County, Minnesota	0.7012389686%
MN12	Bemidji City, Minnesota	0.1574833165%
MN13	Benton County, Minnesota	0.5911228450%
MN14	Big Lake City, Minnesota	0.0420448659%
MN15	Big Stone County, Minnesota	0.1096599784%
MN16	Blaine City, Minnesota	0.3900026032%
MN17	Bloomington City, Minnesota	0.4497191234%
MN18	Blue Earth County, Minnesota	0.6089707140%
MN19	Brainerd City, Minnesota	0.1504466885%
MN20	Brooklyn Center City, Minnesota	0.1297575027%
MN21	Brooklyn Park City, Minnesota	0.2573517070%
MN22	Brown County, Minnesota	0.3051842351%
MN23	Buffalo City, Minnesota	0.0781258548%
MN24	Burnsville City, Minnesota	0.4713016362%
MN25	Carlton County, Minnesota	0.9030359158%
MN26	Carver County, Minnesota	1.0510920355%
MN27	Cass County, Minnesota	0.8164078457%
MN28	Champlin City, Minnesota	0.0508611460%
MN29	Chanhassen City, Minnesota	0.0711696030%
MN30	Chaska City, Minnesota	0.1150720173%
MN31	Chippewa County, Minnesota	0.1920510176%
MN32	Chisago County, Minnesota	0.9131864974%
MN33	Clay County, Minnesota	0.8653053935%
MN34	Clearwater County, Minnesota	0.1705736793%
MN35	Cloquet City, Minnesota	0.1186651642%
MN36	Columbia Heights City, Minnesota	0.2218103028%
MN37	Cook County, Minnesota	0.0986217587%
MN38	Coon Rapids City, Minnesota	0.5297885918%
MN39	Cottage Grove City, Minnesota	0.2579811495%
MN40	Cottonwood County, Minnesota	0.1596040200%
MN41	Crow Wing County, Minnesota	1.0457717507%
MN42	Crystal City, Minnesota	0.0875990017%
MN43	Dakota County, Minnesota	4.0571434991%
MN44	Dodge County, Minnesota	0.2031881392%
MN45	Douglas County, Minnesota	0.5526533294%
MN46	Duluth City, Minnesota	1.0556152695%
MN47	Eagan City, Minnesota	0.3357112506%
MN48	East Bethel City, Minnesota	0.0544402891%
MN49	Eden Prairie City, Minnesota	0.2342274611%

Allocations are subject to change pursuant to a State-Subdivision Agreement, Allocation Statute, Statutory Trust, or voluntary redistribution.

MN50	Edina City, Minnesota	0.1810785868%
MN51	Elk River City, Minnesota	0.1845146283%
MN52	Fairmont City, Minnesota	0.0691539281%
MN53	Faribault City, Minnesota	0.0597051421%
MN54	Faribault County, Minnesota	0.1990991695%
MN55	Farmington City, Minnesota	0.1233974343%
MN56	Fergus Falls City, Minnesota	0.0953555135%
MN57	Fillmore County, Minnesota	0.2137999717%
MN58	Forest Lake City, Minnesota	0.1371068827%
MN59	Freeborn County, Minnesota	0.3218731421%
MN60	Fridley City, Minnesota	0.2363297846%
MN61	Golden Valley City, Minnesota	0.0785357583%
MN62	Goodhue County, Minnesota	0.5154623919%
MN63	Grand Rapids City, Minnesota	0.0379045489%
MN64	Grant County, Minnesota	0.0701677463%
MN65	Ham Lake City, Minnesota	0.0398258439%
MN66	Hastings City, Minnesota	0.1717268064%
MN67	Hennepin County, Minnesota	17.4947177407%
MN68	Hibbing City, Minnesota	0.1399140652%
MN69	Hopkins City, Minnesota	0.1103006531%
MN70	Houston County, Minnesota	0.2844148191%
MN71	Hubbard County, Minnesota	0.4205503327%
MN72	Hugo City, Minnesota	0.0294053970%
MN73	Hutchinson City, Minnesota	0.4500983935%
MN74	Inver Grove Heights City, Minnesota	0.2013009785%
MN75	Isanti County, Minnesota	0.7078656931%
MN76	Itasca County, Minnesota	1.0468316649%
MN77	Jackson County, Minnesota	0.1293074841%
MN78	Kanabec County, Minnesota	0.2825744837%
MN79	Kandiyohi County, Minnesota	0.1451128376%
MN80	Kittson County, Minnesota	0.0745984967%
MN81	Koochiching County, Minnesota	0.2397716611%
MN82	Lac Qui Parle County, Minnesota	0.0904601572%
MN83	Lake County, Minnesota	0.1677431571%
MN84	Lake of the Woods County, Minnesota	0.1030738066%
MN85	Lakeville City, Minnesota	0.2590140772%
MN86	Le Sueur County, Minnesota	0.2960413451%
MN87	Lincoln County, Minnesota	0.1002117758%
MN88	Lino Lakes City, Minnesota	0.1385206851%
MN89	Little Canada City, Minnesota	0.1205138143%
MN90	Lyon County, Minnesota	0.2693726739%
MN91	Mahnomen County, Minnesota	0.1299927961%
MN92	Mankato City, Minnesota	0.3394403512%
MN93	Maple Grove City, Minnesota	0.1664829592%
MN94	Maplewood City, Minnesota	0.1720888635%
MN95	Marshall City, Minnesota	0.0861816984%
MN96	Marshall County, Minnesota	0.1189736859%
MN97	Martin County, Minnesota	0.2333916080%
MN98	McLeod County, Minnesota	0.1144539528%

Allocations are subject to change pursuant to a State-Subdivision Agreement, Allocation Statute, Statutory Trust, or voluntary redistribution.

MN99	Meeker County, Minnesota	0.3436113016%
MN100	Mendota Heights City, Minnesota	0.0821776269%
MN101	Mille Lacs County, Minnesota	0.8536527563%
MN102	Minneapolis City, Minnesota	4.4766025549%
MN103	Minnetonka City, Minnesota	0.1805441076%
MN104	Monticello City, Minnesota	0.0182370585%
MN105	Moorhead City, Minnesota	0.3980660322%
MN106	Morrison County, Minnesota	0.6588564064%
MN107	Mounds View City, Minnesota	0.0723117896%
MN108	Mower County, Minnesota	0.5324617169%
MN109	Murray County, Minnesota	0.1237848734%
MN110	New Brighton City, Minnesota	0.1030123940%
MN111	New Hope City, Minnesota	0.0689628343%
MN112	New Ulm City, Minnesota	0.0519862655%
MN113	Nicollet County, Minnesota	0.1443064509%
MN114	Nobles County, Minnesota	0.1433541912%
MN115	Norman County, Minnesota	0.0998150009%
MN116	North Branch City, Minnesota	0.0501205482%
MN117	North Mankato City, Minnesota	0.0267890165%
MN118	North St. Paul City, Minnesota	0.0528485215%
MN119	Northfield City, Minnesota	0.6851668132%
MN120	Oakdale City, Minnesota	0.1765286580%
MN121	Olmsted County, Minnesota	1.7654639618%
MN122	Otsego City, Minnesota	0.0389412692%
MN123	Otter Tail County, Minnesota	0.7650587540%
MN124	Owatonna City, Minnesota	0.1301345848%
MN125	Pennington County, Minnesota	0.2829057616%
MN126	Pine County, Minnesota	0.5204807192%
MN127	Pipestone County, Minnesota	0.1408899564%
MN128	Plymouth City, Minnesota	0.1617585661%
MN129	Polk County, Minnesota	0.7942540937%
MN130	Pope County, Minnesota	0.1716325723%
MN131	Prior Lake City, Minnesota	0.1314862452%
MN132	Proctor City, Minnesota	0.0196743464%
MN133	Ramsey City, Minnesota	0.1289991083%
MN134	Ramsey County, Minnesota	6.5235510364%
MN135	Red Lake County, Minnesota	0.0488842734%
MN136	Red Wing City, Minnesota	0.1690608291%
MN137	Redwood County, Minnesota	0.2578753915%
MN138	Renville County, Minnesota	0.2484267514%
MN139	Rice County, Minnesota	0.2454785096%
MN140	Richfield City, Minnesota	0.2325614441%
MN141	Robbinsdale City, Minnesota	0.0829119522%
MN142	Rochester City, Minnesota	0.6757524532%
MN143	Rock County, Minnesota	0.1875379948%
MN144	Rogers City, Minnesota	0.0282340357%
MN145	Roseau County, Minnesota	0.2310796648%
MN146	Rosemount City, Minnesota	0.1131711446%
MN147	Roseville City, Minnesota	0.1580291737%

Allocations are subject to change pursuant to a State-Subdivision Agreement, Allocation Statute, Statutory Trust, or voluntary redistribution.

MN148	Sartell City, Minnesota	0.0580331443%
MN149	Sauk Rapids City, Minnesota	0.0730830208%
MN150	Savage City, Minnesota	0.1728666590%
MN151	Scott County, Minnesota	1.2182589937%
MN152	Shakopee City, Minnesota	0.2643025616%
MN153	Sherburne County, Minnesota	1.1511844871%
MN154	Shoreview City, Minnesota	0.0620723712%
MN155	Sibley County, Minnesota	0.2196634879%
MN156	South St. Paul City, Minnesota	0.3555870478%
MN157	St Louis County, Minnesota	4.3508834038%
MN158	St. Cloud City, Minnesota	0.6727244188%
MN159	St. Louis Park City, Minnesota	0.1354267160%
MN160	St. Michael City, Minnesota	0.0148139997%
MN161	St. Paul City, Minnesota	3.4393152229%
MN162	St. Peter City, Minnesota	0.2421250322%
MN163	Stearns County, Minnesota	2.2171264071%
MN164	Steele County, Minnesota	0.3643474585%
MN165	Stevens County, Minnesota	0.1321088317%
MN166	Stillwater City, Minnesota	0.1531139787%
MN167	Swift County, Minnesota	0.1233619872%
MN168	Todd County, Minnesota	0.3837061355%
MN169	Traverse County, Minnesota	0.0829619867%
MN170	Vadnais Heights City, Minnesota	0.0942702174%
MN171	Victoria City, Minnesota	0.0058887523%
MN172	Wabasha County, Minnesota	0.2847837323%
MN173	Waconia City, Minnesota	0.0066220565%
MN174	Wadena County, Minnesota	0.2426637417%
MN175	Waseca County, Minnesota	0.2622870325%
MN176	Washington County, Minnesota	2.8315446071%
MN177	Watonwan County, Minnesota	0.1354898791%
MN178	West St. Paul City, Minnesota	0.1910746887%
MN179	White Bear Lake City, Minnesota	0.1136132860%
MN180	White Bear Township, Minnesota	0.0181037305%
MN181	Wilkin County, Minnesota	0.0860822129%
MN182	Willmar City, Minnesota	0.4208360981%
MN183	Winona City, Minnesota	0.2780074878%
MN184	Winona County, Minnesota	0.7117454807%
MN185	Woodbury City, Minnesota	0.4292599795%
MN186	Worthington City, Minnesota	0.0568155413%
MN187	Wright County, Minnesota	1.5588358425%
MN188	Yellow Medicine County, Minnesota	0.1598976626%

Allocations are subject to change pursuant to a State-Subdivision  
Agreement, Allocation Statute, Statutory Trust, or voluntary redistribution.

MS1	Adams County, Mississippi	0.8850454148%
MS2	Alcorn County, Mississippi	0.0569510905%
MS3	Amite County, Mississippi	0.2713519710%
MS4	Amory City, Mississippi	0.2091629926%
MS5	Arcola Town, Mississippi	0.0010430877%
MS6	Attala County, Mississippi	0.4246666634%
MS7	Bay St. Louis City, Mississippi	0.0307587230%
MS8	Benton County, Mississippi	0.1937673634%
MS9	Biloxi City, Mississippi	0.6566432134%
MS10	Bolivar County, Mississippi	0.4978719946%
MS11	Brandon City, Mississippi	0.5504498277%
MS12	Brookhaven City, Mississippi	0.4627907697%
MS13	Byram City, Mississippi	0.0539534335%
MS14	Caledonia Town, Mississippi	0.0029594278%
MS15	Calhoun County, Mississippi	0.4104265320%
MS16	Canton City, Mississippi	0.3565489062%
MS17	Carroll County, Mississippi	0.2007719282%
MS18	Charleston City, Mississippi	0.0464748267%
MS19	Chickasaw County, Mississippi	0.5048552486%
MS20	Choctaw County, Mississippi	0.1839335128%
MS21	Claiborne County, Mississippi	0.1627262324%
MS22	Clarke County, Mississippi	0.5053384006%
MS23	Clarksdale City, Mississippi	0.2740859278%
MS24	Clay County, Mississippi	0.1837895433%
MS25	Cleveland City, Mississippi	0.1358351654%
MS26	Clinton City, Mississippi	0.3197904769%
MS27	Coahoma County, Mississippi	0.4186176659%
MS28	Columbia City, Mississippi	0.1674920304%
MS29	Columbus City, Mississippi	0.6956641603%
MS30	Copiah County, Mississippi	0.7132277916%
MS31	Corinth City, Mississippi	1.5578843050%
MS32	Covington County, Mississippi	0.6081803058%
MS33	Desoto County, Mississippi	2.2184182744%
MS34	Diamondhead City, Mississippi	0.0001680458%
MS35	D'Iberville City, Mississippi	0.0442726624%
MS36	Forrest County, Mississippi	3.0156250353%
MS37	Franklin County, Mississippi	0.2542823910%
MS38	Gautier City, Mississippi	0.1302053876%
MS39	George County, Mississippi	1.0247519776%
MS40	Greene County, Mississippi	0.2910471646%
MS41	Greenville City, Mississippi	0.0830590284%
MS42	Greenwood City, Mississippi	0.5853776479%
MS43	Grenada City, Mississippi	0.0552681925%
MS44	Grenada County, Mississippi	0.5194646578%
MS45	Gulfport City, Mississippi	8.2405637774%
MS46	Hancock County, Mississippi	2.3767878426%
MS47	Harrison County, Mississippi	1.2681143209%
MS48	Hattiesburg City, Mississippi	0.3196152733%
MS49	Hernando City, Mississippi	0.4369673545%

Allocations are subject to change pursuant to a State-Subdivision Agreement, Allocation Statute, Statutory Trust, or voluntary redistribution.

MS50	Hinds County, Mississippi	2.0637938660%
MS51	Holly Springs City, Mississippi	0.1609000156%
MS52	Holmes County, Mississippi	0.3284953462%
MS53	Horn Lake City, Mississippi	0.6442839584%
MS54	Humphreys County, Mississippi	0.1357489463%
MS55	Indianola City, Mississippi	0.0229288956%
MS56	Issaquena County, Mississippi	0.0173614233%
MS57	Itawamba County, Mississippi	1.0392546705%
MS58	Iuka City, Mississippi	0.2820646050%
MS59	Jackson City, Mississippi	2.6617552637%
MS60	Jackson County, Mississippi	7.5649147973%
MS61	Jasper County, Mississippi	0.3875866209%
MS62	Jefferson County, Mississippi	0.0973536568%
MS63	Jefferson Davis County, Mississippi	0.3472631158%
MS64	Jones County, Mississippi	2.1970411588%
MS65	Jonestown, Mississippi	0.0092231595%
MS66	Kemper County, Mississippi	0.2197061168%
MS67	Kosciusko City, Mississippi	0.0403737724%
MS68	Lafayette County, Mississippi	0.6965570967%
MS69	Lamar County, Mississippi	1.2949562593%
MS70	Lauderdale County, Mississippi	1.4532418860%
MS71	Laurel City, Mississippi	0.1468061312%
MS72	Lawrence County, Mississippi	0.3387801386%
MS73	Leake County, Mississippi	0.5729082602%
MS74	Leakesville Town, Mississippi	0.0097188377%
MS75	Lee County, Mississippi	1.4583582538%
MS76	Leflore County, Mississippi	0.1006210330%
MS77	Lincoln County, Mississippi	0.5672474110%
MS78	Long Beach City, Mississippi	0.1374069547%
MS79	Lowndes County, Mississippi	0.9278575592%
MS80	Lumberton City, Mississippi	0.0393106754%
MS81	Madison City, Mississippi	0.5657979552%
MS82	Madison County, Mississippi	1.0660308873%
MS83	Marion County, Mississippi	1.6080737081%
MS84	Marshall County, Mississippi	0.6206332630%
MS85	McComb City, Mississippi	1.0999468538%
MS86	McLain Town, Mississippi	0.0044054675%
MS87	Meridian City, Mississippi	1.1031457427%
MS88	Monroe County, Mississippi	0.8034104646%
MS89	Montgomery County, Mississippi	0.3225285007%
MS90	Morton City, Mississippi	0.0599559053%
MS91	Moss Point City, Mississippi	0.0032450894%
MS92	Mound Bayou City, Mississippi	0.0139281161%
MS93	Natchez City, Mississippi	0.1079532301%
MS94	Neshoba County, Mississippi	1.0065117709%
MS95	Nettleton City, Mississippi	0.0304185645%
MS96	New Albany City, Mississippi	0.2696874555%
MS97	Newton County, Mississippi	0.5392966632%
MS98	Noxubee County, Mississippi	0.1826343709%



Allocations are subject to change pursuant to a State-Subdivision Agreement, Allocation Statute, Statutory Trust, or voluntary redistribution.

MS99	Ocean Springs City, Mississippi	0.1182464817%
MS100	Oktibbeha County, Mississippi	0.7782514241%
MS101	Olive Branch City, Mississippi	1.0780955334%
MS102	Oxford City, Mississippi	0.5933338756%
MS103	Panola County, Mississippi	1.1122808938%
MS104	Pascagoula City, Mississippi	0.2466090593%
MS105	Pearl City, Mississippi	1.1814807813%
MS106	Pearl River County, Mississippi	3.0179025193%
MS107	Perry County, Mississippi	0.3647175906%
MS108	Petal City, Mississippi	0.0268648760%
MS109	Philadelphia City, Mississippi	0.1140375286%
MS110	Picayune City, Mississippi	0.5821086449%
MS111	Pike County, Mississippi	0.1081822799%
MS112	Pontotoc County, Mississippi	1.1348714203%
MS113	Prentiss County, Mississippi	0.7882874828%
MS114	Quitman City, Mississippi	0.0869079764%
MS115	Quitman County, Mississippi	0.2112294840%
MS116	Rankin County, Mississippi	3.4259023921%
MS117	Ridgeland City, Mississippi	0.7052518799%
MS118	Scott County, Mississippi	0.6243593895%
MS119	Shannon Town, Mississippi	0.0290190505%
MS120	Sharkey County, Mississippi	0.0916197654%
MS121	Shubuta Town, Mississippi	0.0060764900%
MS122	Simpson County, Mississippi	0.9087854201%
MS123	Smith County, Mississippi	0.3825880315%
MS124	Southaven City, Mississippi	1.5378821390%
MS125	Starkville City, Mississippi	0.0994723676%
MS126	Stone County, Mississippi	0.5580488158%
MS127	Summit Town, Mississippi	0.0050530863%
MS128	Sunflower County, Mississippi	0.4600451000%
MS129	Tallahatchie County, Mississippi	0.2577090284%
MS130	Tate County, Mississippi	1.1421792158%
MS131	Tippah County, Mississippi	0.6593796104%
MS132	Tishomingo County, Mississippi	1.3029259893%
MS133	Tunica County, Mississippi	0.1767618783%
MS134	Tupelo City, Mississippi	1.4600720605%
MS135	Union County, Mississippi	0.4897630128%
MS136	Verona City, Mississippi	0.0606682697%
MS137	Vicksburg City, Mississippi	0.7250920192%
MS138	Walthall County, Mississippi	0.4890815570%
MS139	Warren County, Mississippi	0.5538600347%
MS140	Washington County, Mississippi	0.9092835384%
MS141	Wayne County, Mississippi	0.9304927709%
MS142	Waynesboro City, Mississippi	0.0133034348%
MS143	Webb Town, Mississippi	0.0118969258%
MS144	Webster County, Mississippi	0.3778058032%
MS145	West Point City, Mississippi	0.2091299691%
MS146	Wiggins City, Mississippi	0.1706074658%

Allocations are subject to change pursuant to a State-Subdivision Agreement, Allocation Statute, Statutory Trust, or voluntary redistribution.

MS147	Wilkinson County, Mississippi	0.2128691098%
MS148	Winston County, Mississippi	0.5276375718%
MS149	Yalobusha County, Mississippi	0.2951067799%
MS150	Yazoo City, Mississippi	0.2510049288%
MS151	Yazoo County, Mississippi	0.4173853844%

Allocations are subject to change pursuant to a State-Subdivision Agreement, Allocation Statute, Statutory Trust, or voluntary redistribution.

MO1	Adair County, Missouri	0.2323492740%
MO2	Andrew County, Missouri	0.1564541324%
MO3	Arnold City, Missouri	0.5124454261%
MO4	Atchison County, Missouri	0.0503458382%
MO5	Audrain County, Missouri	0.2723907883%
MO6	Ballwin City, Missouri	0.1503503362%
MO7	Barry County, Missouri	0.5806831870%
MO8	Barton County, Missouri	0.1828006402%
MO9	Bates County, Missouri	0.4224104662%
MO10	Bellefontaine Neighbors City, Missouri	0.0857527834%
MO11	Belton City, Missouri	0.1516735499%
MO12	Benton County, Missouri	0.3879753095%
MO13	Blue Springs City, Missouri	0.1988003228%
MO14	Bolivar City, Missouri	0.6392625910%
MO15	Bollinger County, Missouri	0.1203527210%
MO16	Boone County, Missouri	1.0160242824%
MO17	Branson City, Missouri	0.4449755896%
MO18	Bridgeton City, Missouri	0.1763465152%
MO19	Buchanan County, Missouri	0.4752770338%
MO20	Butler County, Missouri	0.3661408977%
MO21	Caldwell County, Missouri	0.0989536405%
MO22	Callaway County, Missouri	0.2712833054%
MO23	Camden County, Missouri	0.7677402708%
MO24	Cape Girardeau City, Missouri	0.5367558088%
MO25	Cape Girardeau County, Missouri	0.4382279546%
MO26	Carroll County, Missouri	0.1240753517%
MO27	Carter County, Missouri	0.0825024387%
MO28	Carthage City, Missouri	0.9706909454%
MO29	Cass County, Missouri	0.9944461678%
MO30	Cedar County, Missouri	0.2606830207%
MO31	Chariton County, Missouri	0.0660694886%
MO32	Chesterfield City, Missouri	0.2353487388%
MO33	Christian County, Missouri	0.6724712099%
MO34	Clark County, Missouri	0.0860504210%
MO35	Clay County, Missouri	2.1043558671%
MO36	Clayton City, Missouri	0.3129914614%
MO37	Clinton County, Missouri	0.3136411047%
MO38	Cole County, Missouri	0.4638412355%
MO39	Columbia City, Missouri	1.1969210737%
MO40	Cooper County, Missouri	0.1709566623%
MO41	Crawford County, Missouri	0.5377697760%
MO42	Crestwood City, Missouri	0.1705940152%
MO43	Creve Coeur City, Missouri	0.2772506333%
MO44	Dade County, Missouri	0.0956916225%
MO45	Dallas County, Missouri	0.2127316981%
MO46	Dardenne Prairie City, Missouri	0.0016749613%
MO47	Daviess County, Missouri	0.0686237546%
MO48	De Kalb County, Missouri	0.1059364189%
MO49	Dent County, Missouri	0.4657350233%

Allocations are subject to change pursuant to a State-Subdivision Agreement, Allocation Statute, Statutory Trust, or voluntary redistribution.

MO50	Douglas County, Missouri	0.1328072590%
MO51	Dunklin County, Missouri	0.4949307906%
MO52	Eureka City, Missouri	0.0880789358%
MO53	Excelsior Springs City, Missouri	0.1351301223%
MO54	Farmington City, Missouri	0.5454680456%
MO55	Ferguson City, Missouri	0.2574470581%
MO56	Festus City, Missouri	0.3044135646%
MO57	Florissant City, Missouri	0.3924574160%
MO58	Franklin County, Missouri	1.8587591717%
MO59	Fulton City, Missouri	0.3112636154%
MO60	Gasconade County, Missouri	0.2671420472%
MO61	Gentry County, Missouri	0.0719794172%
MO62	Gladstone City, Missouri	0.0404576910%
MO63	Grain Valley City, Missouri	0.0334350556%
MO64	Grandview City, Missouri	0.1639337689%
MO65	Greene County, Missouri	1.4401071301%
MO66	Grundy County, Missouri	0.1563373346%
MO67	Hannibal City, Missouri	0.2978324519%
MO68	Harrison County, Missouri	0.1526413397%
MO69	Harrisonville City, Missouri	0.0476820622%
MO70	Hazelwood City, Missouri	0.5185404511%
MO71	Henry County, Missouri	0.3711753912%
MO72	Hickory County, Missouri	0.1309787386%
MO73	Holt County, Missouri	0.0407768050%
MO74	Howard County, Missouri	0.0772931032%
MO75	Howell County, Missouri	0.5521591843%
MO76	Independence City, Missouri	0.9132606869%
MO77	Iron County, Missouri	0.1793646831%
MO78	Jackson City, Missouri	0.1555038848%
MO79	Jackson County, Missouri	1.9899708609%
MO80	Jasper County, Missouri	0.3290412555%
MO81	Jefferson City, Missouri	0.5714876357%
MO82	Jefferson County, Missouri	4.3802521918%
MO83	Jennings City, Missouri	0.1764093964%
MO84	Johnson County, Missouri	0.2968386067%
MO85	Joplin City, Missouri	0.5552066323%
MO86	Kansas City, Missouri	5.7571708236%
MO87	Kearney City, Missouri	0.0053417407%
MO88	Kennett City, Missouri	0.1864120841%
MO89	Kirksville City, Missouri	0.1862592989%
MO90	Kirkwood City, Missouri	0.3564022464%
MO91	Knox County, Missouri	0.0402195164%
MO92	Laclede County, Missouri	0.1401546839%
MO93	Lafayette County, Missouri	0.3589036278%
MO94	Lake St. Louis City, Missouri	0.1499293870%
MO95	Lawrence County, Missouri	0.6708287533%
MO96	Lebanon City, Missouri	0.2505601816%
MO97	Lee's Summit City, Missouri	0.6108369410%
MO98	Lewis County, Missouri	0.1042697772%

Allocations are subject to change pursuant to a State-Subdivision Agreement, Allocation Statute, Statutory Trust, or voluntary redistribution.

MO99	Liberty City, Missouri	0.0442061837%
MO100	Lincoln County, Missouri	0.8894721213%
MO101	Linn County, Missouri	0.1452541869%
MO102	Livingston County, Missouri	0.3568928487%
MO103	Macon County, Missouri	0.1756025824%
MO104	Madison County, Missouri	0.2543286672%
MO105	Manchester City, Missouri	0.1098943865%
MO106	Maries County, Missouri	0.1434267628%
MO107	Marion County, Missouri	0.2234652909%
MO108	Marshall City, Missouri	0.1418453816%
MO109	Maryland Heights City, Missouri	0.3748856392%
MO110	Maryville City, Missouri	0.1076579446%
MO111	McDonald County, Missouri	0.2634826201%
MO112	Mercer County, Missouri	0.0320837873%
MO113	Mexico City, Missouri	0.0139160258%
MO114	Miller County, Missouri	0.2674444574%
MO115	Mississippi County, Missouri	0.1833143956%
MO116	Moberly City, Missouri	0.0603546528%
MO117	Moniteau County, Missouri	0.1201445359%
MO118	Monroe County, Missouri	0.1023892750%
MO119	Montgomery County, Missouri	0.1914472870%
MO120	Morgan County, Missouri	0.2721921482%
MO121	Neosho City, Missouri	0.1442050062%
MO122	New Madrid County, Missouri	0.1577443253%
MO123	Newton County, Missouri	0.3630628797%
MO124	Nixa City, Missouri	0.2468687012%
MO125	Nodaway County, Missouri	0.0949885786%
MO126	O'Fallon City, Missouri	0.5745934504%
MO127	Oregon County, Missouri	0.1307320509%
MO128	Osage County, Missouri	0.1278894988%
MO129	Overland City, Missouri	0.1364249588%
MO130	Ozark City, Missouri	0.2857254050%
MO131	Ozark County, Missouri	0.1325551539%
MO132	Pemiscot County, Missouri	0.3944645835%
MO133	Perry County, Missouri	0.2199285305%
MO134	Pettis County, Missouri	0.0151441760%
MO135	Phelps County, Missouri	1.0845340125%
MO136	Pike County, Missouri	0.2247877951%
MO137	Platte County, Missouri	0.3320717417%
MO138	Polk County, Missouri	0.1493187623%
MO139	Poplar Bluff City, Missouri	0.7559317644%
MO140	Pulaski County, Missouri	1.1729279991%
MO141	Putnam County, Missouri	0.0497042567%
MO142	Ralls County, Missouri	0.0684816754%
MO143	Randolph County, Missouri	0.2442992792%
MO144	Ray County, Missouri	0.3201239293%
MO145	Raymore City, Missouri	0.0467701237%
MO146	Raytown City, Missouri	0.1486313258%
MO147	Republic City, Missouri	0.2002494278%

Allocations are subject to change pursuant to a State-Subdivision  
Agreement, Allocation Statute, Statutory Trust, or voluntary redistribution.

MO148	Reynolds County, Missouri	0.1173502249%
MO149	Ripley County, Missouri	0.2364998192%
MO150	Rolla City, Missouri	0.0387613823%
MO151	Saline County, Missouri	0.1638080066%
MO152	Schuyler County, Missouri	0.0255576230%
MO153	Scotland County, Missouri	0.0573087527%
MO154	Scott County, Missouri	0.3449360072%
MO155	Sedalia City, Missouri	0.4368595310%
MO156	Shannon County, Missouri	0.0849097240%
MO157	Shelby County, Missouri	0.0753316616%
MO158	Sikeston City, Missouri	0.3315549551%
MO159	Smithville City, Missouri	0.0048539762%
MO160	Springfield City, Missouri	5.8477728751%
MO161	St Charles County, Missouri	2.4842648424%
MO162	St Clair County, Missouri	0.0933227753%
MO163	St Francois County, Missouri	2.0822768958%
MO164	St Louis County, Missouri	11.0300257170%
MO165	St. Ann City, Missouri	0.1350418307%
MO166	St. Charles City, Missouri	1.3555209057%
MO167	St. Joseph City, Missouri	0.9266925599%
MO168	St. Louis City, Missouri	8.2821011552%
MO169	St. Peters City, Missouri	0.5859558551%
MO170	Ste Genevieve County, Missouri	0.2689675365%
MO171	Stoddard County, Missouri	0.4415922593%
MO172	Stone County, Missouri	0.5212198991%
MO173	Sullivan County, Missouri	0.0828316136%
MO174	Taney County, Missouri	0.3347844684%
MO175	Texas County, Missouri	0.3423504618%
MO176	Town and Country City, Missouri	0.0996467524%
MO177	Troy City, Missouri	0.0382293752%
MO178	Union City, Missouri	0.1462425501%
MO179	University City, Missouri	0.4121038850%
MO180	Vernon County, Missouri	0.3089892512%
MO181	Warren County, Missouri	0.5842281380%
MO182	Warrensburg City, Missouri	0.1958789596%
MO183	Washington City, Missouri	0.3567566384%
MO184	Washington County, Missouri	0.6514805024%
MO185	Wayne County, Missouri	0.2274524096%
MO186	Webb City, Missouri	0.0671916759%
MO187	Webster County, Missouri	0.5986690767%
MO188	Webster Groves City, Missouri	0.2556867074%
MO189	Wentzville City, Missouri	0.3358019827%
MO190	West Plains City, Missouri	0.3439555766%
MO191	Wildwood City, Missouri	0.1021615484%
MO192	Worth County, Missouri	0.0184350871%
MO193	Wright County, Missouri	0.2540973934%

Allocations are subject to change pursuant to a State-Subdivision Agreement, Allocation Statute, Statutory Trust, or voluntary redistribution.

MT1	Anaconda-Deer Lodge County, Montana	1.4480190514%
MT2	Beaverhead County, Montana	0.6841480225%
MT3	Big Horn County, Montana	0.8504903609%
MT4	Billings City, Montana	9.1331142413%
MT5	Blaine County, Montana	0.3691094337%
MT6	Bozeman City, Montana	2.0161886507%
MT7	Broadwater County, Montana	0.4143251264%
MT8	Butte-Silver Bow, Montana	5.6101260434%
MT9	Carbon County, Montana	0.7105360522%
MT10	Carter County, Montana	0.0374679104%
MT11	Cascade County, Montana	3.8993050480%
MT12	Chouteau County, Montana	0.4053063424%
MT13	Custer County, Montana	1.5139056450%
MT14	Daniels County, Montana	0.1787602908%
MT15	Dawson County, Montana	0.7800682133%
MT16	Fallon County, Montana	0.1543582011%
MT17	Fergus County, Montana	0.8667027669%
MT18	Flathead County, Montana	8.0141785369%
MT19	Gallatin County, Montana	4.0205572717%
MT20	Garfield County, Montana	0.0398838599%
MT21	Glacier County, Montana	1.5230709367%
MT22	Golden Valley County, Montana	0.0264303648%
MT23	Granite County, Montana	0.1831398237%
MT24	Great Falls City, Montana	4.3577779784%
MT25	Helena City, Montana	1.7360655042%
MT26	Hill County, Montana	1.8438532922%
MT27	Jefferson County, Montana	0.7770843087%
MT28	Judith Basin County, Montana	0.0614804228%
MT29	Kalispell City, Montana	2.4735432710%
MT30	Lake County, Montana	3.6175099064%
MT31	Lewis and Clark County, Montana	4.9326712334%
MT32	Liberty County, Montana	0.1210395973%
MT33	Lincoln County, Montana	2.1915597624%
MT34	Madison County, Montana	0.5498047673%
MT35	McCone County, Montana	0.0823035394%
MT36	Meagher County, Montana	0.0912086373%
MT37	Mineral County, Montana	0.7546909914%
MT38	Missoula City, Montana	4.4312558575%
MT39	Missoula County, Montana	8.0272833629%
MT40	Musselshell County, Montana	0.3895510594%
MT41	Park County, Montana	2.0831835653%
MT42	Petroleum County, Montana	0.0144742922%
MT43	Phillips County, Montana	0.2085622347%
MT44	Pondera County, Montana	0.4003873948%
MT45	Powder River County, Montana	0.1504386452%
MT46	Powell County, Montana	0.8872723490%
MT47	Prairie County, Montana	0.0572069653%
MT48	Ravalli County, Montana	3.6906819270%
MT49	Richland County, Montana	0.7541525281%

Allocations are subject to change pursuant to a State-Subdivision Agreement, Allocation Statute, Statutory Trust, or voluntary redistribution.

MT50	Roosevelt County, Montana	0.8182976782%
MT51	Rosebud County, Montana	0.5641981949%
MT52	Sanders County, Montana	1.0679134558%
MT53	Sheridan County, Montana	0.2700355225%
MT54	Stillwater County, Montana	0.5055604014%
MT55	Sweet Grass County, Montana	0.2836540766%
MT56	Teton County, Montana	0.5735903832%
MT57	Toole County, Montana	0.3258040487%
MT58	Treasure County, Montana	0.0226554138%
MT59	Valley County, Montana	0.5598291268%
MT60	Wheatland County, Montana	0.0720998508%
MT61	Wibaux County, Montana	0.0630373047%
MT62	Yellowstone County, Montana	7.3090889550%



Allocations are subject to change pursuant to a State-Subdivision Agreement, Allocation Statute, Statutory Trust, or voluntary redistribution.

NE1	Adams County, Nebraska	0.7130410264%
NE2	Antelope County, Nebraska	0.2406339800%
NE3	Arthur County, Nebraska	0.0110831278%
NE4	Banner County, Nebraska	0.0183674606%
NE5	Beatrice City, Nebraska	0.9248205382%
NE6	Bellevue City, Nebraska	2.4787880023%
NE7	Blaine County, Nebraska	0.0123640997%
NE8	Boone County, Nebraska	0.2533407507%
NE9	Box Butte County, Nebraska	0.7492533620%
NE10	Boyd County, Nebraska	0.0902847433%
NE11	Brown County, Nebraska	0.1375135354%
NE12	Buffalo County, Nebraska	0.9630320332%
NE13	Burt County, Nebraska	0.3365661770%
NE14	Butler County, Nebraska	0.2899805672%
NE15	Cass County, Nebraska	1.2356339344%
NE16	Cedar County, Nebraska	0.3502588009%
NE17	Chase County, Nebraska	0.1707898814%
NE18	Cherry County, Nebraska	0.3082161558%
NE19	Cheyenne County, Nebraska	0.7408263023%
NE20	Clay County, Nebraska	0.1772971991%
NE21	Colfax County, Nebraska	0.2670475913%
NE22	Columbus City, Nebraska	0.7291294061%
NE23	Cuming County, Nebraska	0.4019883978%
NE24	Custer County, Nebraska	0.4848137961%
NE25	Dakota County, Nebraska	0.3940917673%
NE26	Dawes County, Nebraska	0.6577293164%
NE27	Dawson County, Nebraska	0.7540316373%
NE28	Deuel County, Nebraska	0.1500055852%
NE29	Dixon County, Nebraska	0.2144571499%
NE30	Dodge County, Nebraska	1.8317996330%
NE31	Douglas County, Nebraska	14.9119111455%
NE32	Dundy County, Nebraska	0.1513630330%
NE33	Fillmore County, Nebraska	0.3541443667%
NE34	Franklin County, Nebraska	0.1630162987%
NE35	Fremont City, Nebraska	0.1476946393%
NE36	Frontier County, Nebraska	0.0732649260%
NE37	Furnas County, Nebraska	0.2315426581%
NE38	Gage County, Nebraska	0.5390651380%
NE39	Garden County, Nebraska	0.1132118364%
NE40	Garfield County, Nebraska	0.1104479177%
NE41	Gosper County, Nebraska	0.0528581072%
NE42	Grand Island City, Nebraska	1.5052861196%
NE43	Grant County, Nebraska	0.0167075406%
NE44	Greeley County, Nebraska	0.1006996872%
NE45	Hall County, Nebraska	1.3023214397%
NE46	Hamilton County, Nebraska	0.3285553228%
NE47	Harlan County, Nebraska	0.1831157431%
NE48	Hastings City, Nebraska	0.7738158635%
NE49	Hayes County, Nebraska	0.0464208924%

Allocations are subject to change pursuant to a State-Subdivision  
Agreement, Allocation Statute, Statutory Trust, or voluntary redistribution.

NE50	Hitchcock County, Nebraska	0.1428727336%
NE51	Holt County, Nebraska	0.4319086269%
NE52	Hooker County, Nebraska	0.0195391111%
NE53	Howard County, Nebraska	0.3117590505%
NE54	Jefferson County, Nebraska	0.4621587809%
NE55	Johnson County, Nebraska	0.3674281385%
NE56	Kearney City, Nebraska	1.3128662946%
NE57	Kearney County, Nebraska	0.3284087439%
NE58	Keith County, Nebraska	0.5586120928%
NE59	Keya Paha County, Nebraska	0.0207700795%
NE60	Kimball County, Nebraska	0.2074517582%
NE61	Knox County, Nebraska	0.4262180329%
NE62	La Vista City, Nebraska	0.6948539706%
NE63	Lancaster County, Nebraska	7.9530599340%
NE64	Lexington City, Nebraska	0.2672235840%
NE65	Lincoln City, Nebraska	8.9584993437%
NE66	Lincoln County, Nebraska	0.7588461895%
NE67	Logan County, Nebraska	0.0192253637%
NE68	Loup County, Nebraska	0.0163070224%
NE69	Madison County, Nebraska	1.0198085515%
NE70	McPherson County, Nebraska	0.0133651501%
NE71	Merrick County, Nebraska	0.5571149293%
NE72	Morrill County, Nebraska	0.2640807173%
NE73	Nance County, Nebraska	0.1820220392%
NE74	Nemaha County, Nebraska	0.5862140225%
NE75	Norfolk City, Nebraska	0.6855964607%
NE76	North Platte City, Nebraska	1.2668714124%
NE77	Nuckolls County, Nebraska	0.2606241030%
NE78	Omaha City, Nebraska	16.7836032733%
NE79	Otoe County, Nebraska	0.8114537890%
NE80	Papillion City, Nebraska	1.1943452635%
NE81	Pawnee County, Nebraska	0.2449303588%
NE82	Perkins County, Nebraska	0.0938742100%
NE83	Phelps County, Nebraska	0.4453164270%
NE84	Pierce County, Nebraska	0.2791606931%
NE85	Platte County, Nebraska	0.5054632790%
NE86	Polk County, Nebraska	0.2126035890%
NE87	Red Willow County, Nebraska	0.6782282985%
NE88	Richardson County, Nebraska	0.6780640713%
NE89	Rock County, Nebraska	0.0420632348%
NE90	Saline County, Nebraska	0.6431415318%
NE91	Sarpy County, Nebraska	4.1205096407%
NE92	Saunders County, Nebraska	0.9147340487%
NE93	Scotts Bluff County, Nebraska	1.8428925654%
NE94	Scottsbluff City, Nebraska	0.5159537183%
NE95	Seward County, Nebraska	0.7637450614%
NE96	Sheridan County, Nebraska	0.1814092513%
NE97	Sherman County, Nebraska	0.1198260243%
NE98	Sioux County, Nebraska	0.0355730752%

Allocations are subject to change pursuant to a State-Subdivision Agreement, Allocation Statute, Statutory Trust, or voluntary redistribution.

NE99	South Sioux City, Nebraska	0.4431368628%
NE100	Stanton County, Nebraska	0.2162062918%
NE101	Thayer County, Nebraska	0.2059575361%
NE102	Thomas County, Nebraska	0.0173570958%
NE103	Thurston County, Nebraska	0.2564159657%
NE104	Valley County, Nebraska	0.3103957199%
NE105	Washington County, Nebraska	0.7878555706%
NE106	Wayne County, Nebraska	0.3510034608%
NE107	Webster County, Nebraska	0.1652355715%
NE108	Wheeler County, Nebraska	0.0210156849%
NE109	York County, Nebraska	0.8321939645%

Allocations are subject to change pursuant to a State-Subdivision Agreement, Allocation Statute, Statutory Trust, or voluntary redistribution.

NV1	Boulder City, Nevada	0.3107009981%
NV2	Carson City, Nevada	2.3218259705%
NV3	Churchill County, Nevada	0.8235207168%
NV4	Clark County, Nevada	58.8769406541%
NV5	Douglas County, Nevada	1.4865476786%
NV6	Elko City, Nevada	0.2695156814%
NV7	Elko County, Nevada	0.7560895476%
NV8	Ely City, Nevada	0.0203818414%
NV9	Esmeralda County, Nevada	0.0080513258%
NV10	Eureka County, Nevada	0.0249820640%
NV11	Fernley City, Nevada	0.1752175442%
NV12	Henderson City, Nevada	4.1125125008%
NV13	Humboldt County, Nevada	0.3934458998%
NV14	Lander County, Nevada	0.1756629621%
NV15	Las Vegas City, Nevada	5.8501217347%
NV16	Lincoln County, Nevada	0.1403055252%
NV17	Lyon County, Nevada	1.1540884057%
NV18	Mesquite City, Nevada	0.2702977182%
NV19	Mineral County, Nevada	0.2376542842%
NV20	North Las Vegas City, Nevada	3.9470476958%
NV21	Nye County, Nevada	2.9075008157%
NV22	Pershing County, Nevada	0.1586758508%
NV23	Reno City, Nevada	4.3827493928%
NV24	Sparks City, Nevada	1.2865202258%
NV25	Storey County, Nevada	0.1042375046%
NV26	Washoe County, Nevada	9.2156770199%
NV27	West Wendover City, Nevada	0.0969051629%
NV28	White Pine County, Nevada	0.4928232787%

Allocations are subject to change pursuant to a State-Subdivision Agreement, Allocation Statute, Statutory Trust, or voluntary redistribution.

NH1	Amherst Town, New Hampshire	0.1790374673%
NH2	Bedford Town, New Hampshire	0.3936504808%
NH3	Belknap County, New Hampshire	1.9567644276%
NH4	Belmont Town, New Hampshire	0.1904054639%
NH5	Berlin City, New Hampshire	1.3709952706%
NH6	Carroll County, New Hampshire	3.4703987177%
NH7	Cheshire County, New Hampshire	3.5839760859%
NH8	Claremont City, New Hampshire	0.3683639593%
NH9	Concord City, New Hampshire	2.2595879479%
NH10	Conway Town, New Hampshire	0.3862721364%
NH11	Coos County, New Hampshire	1.5122267511%
NH12	Derry Town, New Hampshire	1.8769595144%
NH13	Dover City, New Hampshire	3.0576459834%
NH14	Durham Town, New Hampshire	0.2881020198%
NH15	Exeter Town, New Hampshire	0.6737274090%
NH16	Franklin City, New Hampshire	1.7479174481%
NH17	Goffstown, New Hampshire	0.3784700464%
NH18	Grafton County, New Hampshire	4.4308969200%
NH19	Hampton Town, New Hampshire	0.7358763999%
NH20	Hanover Town, New Hampshire	0.6123006298%
NH21	Hillsborough County, New Hampshire	3.9254388815%
NH22	Hooksett Town, New Hampshire	0.6675639148%
NH23	Hudson Town, New Hampshire	0.6950011728%
NH24	Keene City, New Hampshire	1.3761862063%
NH25	Laconia City, New Hampshire	2.5621024032%
NH26	Lebanon City, New Hampshire	1.0426624391%
NH27	Londonderry Town, New Hampshire	1.6138073938%
NH28	Manchester City, New Hampshire	13.8240646849%
NH29	Merrimack County, New Hampshire	6.9494167035%
NH30	Merrimack Town, New Hampshire	0.5966754639%
NH31	Milford Town, New Hampshire	0.1807176109%
NH32	Nashua City, New Hampshire	9.8959025124%
NH33	Pelham Town, New Hampshire	0.2388903043%
NH34	Portsmouth City, New Hampshire	5.9802341556%
NH35	Raymond Town, New Hampshire	0.2284643413%
NH36	Rochester City, New Hampshire	3.4618265089%
NH37	Rockingham County, New Hampshire	8.9313792575%
NH38	Salem Town, New Hampshire	1.7849749379%
NH39	Somersworth City, New Hampshire	1.5003334712%
NH40	Strafford County, New Hampshire	2.2198133145%
NH41	Sullivan County, New Hampshire	2.2968940888%
NH42	Windham Town, New Hampshire	0.5540751536%

Allocations are subject to change pursuant to a State-Subdivision Agreement, Allocation Statute, Statutory Trust, or voluntary redistribution.

NJ1	Aberdeen Township, New Jersey	0.0797396894%
NJ2	Asbury Park City, New Jersey	0.3916349671%
NJ3	Atlantic City, New Jersey	1.2847690915%
NJ4	Atlantic County, New Jersey	2.8915764045%
NJ5	Barnegat Township, New Jersey	0.1626638814%
NJ6	Bayonne City, New Jersey	0.8502340058%
NJ7	Beachwood Borough, New Jersey	0.0492329228%
NJ8	Belleville Township, New Jersey	0.0872090223%
NJ9	Bellmawr Borough, New Jersey	0.0640989992%
NJ10	Bergen County, New Jersey	4.9446361090%
NJ11	Bergenfield Borough, New Jersey	0.0618076073%
NJ12	Berkeley Heights Township, New Jersey	0.0272673062%
NJ13	Berkeley Township, New Jersey	0.2619731788%
NJ14	Bernards Township, New Jersey	0.0910577073%
NJ15	Bloomfield Township, New Jersey	0.1173874959%
NJ16	Bordentown Township, New Jersey	0.0545891482%
NJ17	Bound Brook Borough, New Jersey	0.0527105023%
NJ18	Branchburg Township, New Jersey	0.0561024563%
NJ19	Brick Township, New Jersey	0.5908193174%
NJ20	Bridgeton City, New Jersey	0.2079614154%
NJ21	Bridgewater Township, New Jersey	0.1828057629%
NJ22	Burlington County, New Jersey	4.4940916659%
NJ23	Burlington Township, New Jersey	0.1157900630%
NJ24	Camden City, New Jersey	1.6603828843%
NJ25	Camden County, New Jersey	6.8741218172%
NJ26	Cape May County, New Jersey	1.2842777540%
NJ27	Carteret Borough, New Jersey	0.1794847100%
NJ28	Cedar Grove Township, New Jersey	0.0187911021%
NJ29	Chatham Township, New Jersey	0.0498541051%
NJ30	Cherry Hill Township, New Jersey	0.3440044947%
NJ31	Cinnaminson Township, New Jersey	0.0701648926%
NJ32	Clark Township, New Jersey	0.0429898704%
NJ33	Cliffside Park Borough, New Jersey	0.1142449150%
NJ34	Clifton City, New Jersey	0.3535258812%
NJ35	Clinton Town, New Jersey	0.0294193343%
NJ36	Clinton Township, New Jersey	0.0799778554%
NJ37	Collingswood Borough, New Jersey	0.1128930571%
NJ38	Cranford Township, New Jersey	0.0684441330%
NJ39	Cumberland County, New Jersey	0.9862828059%
NJ40	Delran Township, New Jersey	0.0837486054%
NJ41	Denville Township, New Jersey	0.0795654377%
NJ42	Deptford Township, New Jersey	0.2200095463%
NJ43	Dover Town, New Jersey	0.1186530251%
NJ44	Dumont Borough, New Jersey	0.0403826120%
NJ45	East Brunswick Township, New Jersey	0.0972927881%
NJ46	East Greenwich Township, New Jersey	0.0212104162%
NJ47	East Hanover Township, New Jersey	0.0890156417%
NJ48	East Orange City, New Jersey	1.2844844553%
NJ49	East Windsor Township, New Jersey	0.0422463462%

Allocations are subject to change pursuant to a State-Subdivision  
Agreement, Allocation Statute, Statutory Trust, or voluntary redistribution.

NJ50	Eatontown Borough, New Jersey	0.0974794194%
NJ51	Edgewater Borough, New Jersey	0.0546948904%
NJ52	Edison Township, New Jersey	2.4018132631%
NJ53	Egg Harbor Township, New Jersey	0.1572891336%
NJ54	Elizabeth City, New Jersey	0.7646308101%
NJ55	Elmwood Park Borough, New Jersey	0.0462435391%
NJ56	Englewood City, New Jersey	0.6429812736%
NJ57	Essex County, New Jersey	1.4898498664%
NJ58	Evesham Township, New Jersey	0.1745115947%
NJ59	Ewing Township, New Jersey	0.0839796907%
NJ60	Fair Lawn Borough, New Jersey	0.0699332916%
NJ61	Fairview Borough, New Jersey	0.0347025484%
NJ62	Florence Township, New Jersey	0.0676007282%
NJ63	Florham Park Borough, New Jersey	0.0674975182%
NJ64	Fort Lee Borough, New Jersey	0.1848366682%
NJ65	Franklin Lakes Borough, New Jersey	0.0273076336%
NJ66	Franklin Township, Gloucester County, New Jersey	0.0870963870%
NJ67	Franklin Township, Somerset County, New Jersey	0.3236022203%
NJ68	Freehold Borough, New Jersey	0.0816675723%
NJ69	Freehold Township, New Jersey	0.1512818556%
NJ70	Galloway Township, New Jersey	0.0846515634%
NJ71	Garfield City, New Jersey	0.0989196224%
NJ72	Glassboro Borough, New Jersey	0.1948186777%
NJ73	Glen Rock Borough, New Jersey	0.0253178060%
NJ74	Gloucester City, New Jersey	0.1325275640%
NJ75	Gloucester County, New Jersey	4.7022029491%
NJ76	Gloucester Township, New Jersey	0.3259502581%
NJ77	Guttenberg Town, New Jersey	0.0382186733%
NJ78	Hackensack City, New Jersey	0.2554139785%
NJ79	Haddon Township, New Jersey	0.0831057121%
NJ80	Haddonfield Borough, New Jersey	0.0710479214%
NJ81	Hamilton Township, Atlantic County, New Jersey	0.0939608561%
NJ82	Hamilton Township, Mercer County, New Jersey	0.1394262176%
NJ83	Hammonton Town, New Jersey	0.0463451547%
NJ84	Hanover Township, New Jersey	0.0711651990%
NJ85	Harrison Town, New Jersey	0.2059190684%
NJ86	Harrison Township, New Jersey	0.0478487561%
NJ87	Hasbrouck Heights Borough, New Jersey	0.0360845581%
NJ88	Hawthorne Borough, New Jersey	0.0380122534%
NJ89	Hazlet Township, New Jersey	0.0810519234%
NJ90	Highland Park Borough, New Jersey	0.0606246554%
NJ91	Hillsborough Township, New Jersey	0.1405113053%
NJ92	Hillsdale Borough, New Jersey	0.0247027667%
NJ93	Hillside Township, New Jersey	0.1085603967%
NJ94	Hoboken City, New Jersey	0.1803633309%

Allocations are subject to change pursuant to a State-Subdivision Agreement, Allocation Statute, Statutory Trust, or voluntary redistribution.

NJ95	Holmdel Township, New Jersey	0.1058875828%
NJ96	Hopatcong Borough, New Jersey	0.0677558479%
NJ97	Hopewell Township, Mercer County, New Jersey	0.0275878151%
NJ98	Howell Township, New Jersey	0.2067529072%
NJ99	Hudson County, New Jersey	0.9363280231%
NJ100	Hunterdon County, New Jersey	0.8037645396%
NJ101	Irvington Township, New Jersey	0.9244040630%
NJ102	Jackson Township, New Jersey	0.2670097394%
NJ103	Jefferson Township, New Jersey	0.0866198206%
NJ104	Jersey City, New Jersey	0.9916102863%
NJ105	Kearny Town, New Jersey	0.1071857960%
NJ106	Lacey Township, New Jersey	0.1502291236%
NJ107	Lakewood Township, New Jersey	0.7730028665%
NJ108	Lawrence Township, Mercer County, New Jersey	0.0644503163%
NJ109	Lincoln Park Borough, New Jersey	0.0595261565%
NJ110	Linden City, New Jersey	0.2495261821%
NJ111	Lindenwold Borough, New Jersey	0.1004455914%
NJ112	Little Egg Harbor Township, New Jersey	0.1465902816%
NJ113	Little Falls Township, New Jersey	0.0348320180%
NJ114	Little Ferry Borough, New Jersey	0.0258966914%
NJ115	Livingston Township, New Jersey	0.0484285793%
NJ116	Lodi Borough, New Jersey	0.1078340351%
NJ117	Long Branch City, New Jersey	0.5243184480%
NJ118	Lower Township, New Jersey	0.0710329159%
NJ119	Lumberton Township, New Jersey	0.0461973502%
NJ120	Lyndhurst Township, New Jersey	0.0645354727%
NJ121	Madison Borough, New Jersey	0.1424930674%
NJ122	Mahwah Township, New Jersey	0.0610985020%
NJ123	Manalapan Township, New Jersey	0.1318410608%
NJ124	Manchester Township, New Jersey	0.2136801182%
NJ125	Mantua Township, New Jersey	0.0853984170%
NJ126	Manville Borough, New Jersey	0.0574532358%
NJ127	Maple Shade Township, New Jersey	0.1058088976%
NJ128	Maplewood Township, New Jersey	0.0589307182%
NJ129	Marlboro Township, New Jersey	0.1588151495%
NJ130	Medford Township, New Jersey	0.1130775783%
NJ131	Mercer County, New Jersey	1.1117204895%
NJ132	Metuchen Borough, New Jersey	0.0339468322%
NJ133	Middle Township, New Jersey	0.0695160908%
NJ134	Middlesex Borough, New Jersey	0.0317606196%
NJ135	Middlesex County, New Jersey	2.2387299770%
NJ136	Middletown Township, New Jersey	0.3292948041%
NJ137	Millburn Township, New Jersey	0.0627532842%
NJ138	Millstone Township, New Jersey	0.0066098909%
NJ139	Millville City, New Jersey	0.2397981412%
NJ140	Monmouth County, New Jersey	4.4617935668%



Allocations are subject to change pursuant to a State-Subdivision Agreement, Allocation Statute, Statutory Trust, or voluntary redistribution.

NJ141	Monroe Township, Gloucester County, New Jersey	0.2271632002%
NJ142	Monroe Township, Middlesex County, New Jersey	0.1024216796%
NJ143	Montclair Township, New Jersey	0.5843666564%
NJ144	Montgomery Township, New Jersey	0.0805666350%
NJ145	Montville Township, New Jersey	0.0902727303%
NJ146	Moorestown Township, New Jersey	0.1000871936%
NJ147	Morris County, New Jersey	2.3575766204%
NJ148	Morris Township, New Jersey	0.1125747053%
NJ149	Morristown, New Jersey	0.2369807115%
NJ150	Mount Laurel Township, New Jersey	0.1725831491%
NJ151	Mount Olive Township, New Jersey	0.1068809023%
NJ152	Neptune Township, New Jersey	0.2450351195%
NJ153	New Brunswick City, New Jersey	1.8327331194%
NJ154	New Milford Borough, New Jersey	0.0368443070%
NJ155	New Providence Borough, New Jersey	0.0258412178%
NJ156	Newark City, New Jersey	1.7760400546%
NJ157	North Arlington Borough, New Jersey	0.0408890956%
NJ158	North Bergen Township, New Jersey	0.1110635074%
NJ159	North Brunswick Township, New Jersey	0.1217197343%
NJ160	North Plainfield Borough, New Jersey	0.1454941742%
NJ161	Nutley Township, New Jersey	0.0574061090%
NJ162	Oakland Borough, New Jersey	0.0335231134%
NJ163	Ocean City, New Jersey	0.1910428164%
NJ164	Ocean County, New Jersey	4.9497293624%
NJ165	Ocean Township, Monmouth County, New Jersey	0.1387263032%
NJ166	Old Bridge Township, New Jersey	0.1263966779%
NJ167	Orange City Township, New Jersey	0.5609302630%
NJ168	Palisades Park Borough, New Jersey	0.0366345109%
NJ169	Paramus Borough, New Jersey	0.1129786355%
NJ170	Parsippany-Troy Hills Township, New Jersey	0.2342890939%
NJ171	Passaic City, New Jersey	0.4984612868%
NJ172	Passaic County, New Jersey	2.1805505203%
NJ173	Paterson City, New Jersey	0.9805526614%
NJ174	Pemberton Township, New Jersey	0.1182059071%
NJ175	Pennsauken Township, New Jersey	0.3221185950%
NJ176	Pennsville Township, New Jersey	0.0340920576%
NJ177	Pequannock Township, New Jersey	0.0769477223%
NJ178	Perth Amboy City, New Jersey	0.3436749356%
NJ179	Phillipsburg Town, New Jersey	0.1544595119%
NJ180	Pine Hill Borough, New Jersey	0.0482528270%
NJ181	Piscataway Township, New Jersey	0.1067019613%
NJ182	Plainfield City, New Jersey	0.3012229667%
NJ183	Plainsboro Township, New Jersey	0.0503298743%
NJ184	Pleasantville City, New Jersey	0.1421175070%
NJ185	Point Pleasant Borough, New Jersey	0.1109970141%

Allocations are subject to change pursuant to a State-Subdivision  
Agreement, Allocation Statute, Statutory Trust, or voluntary redistribution.

NJ186	Pompton Lakes Borough, New Jersey	0.0290573727%
NJ187	Princeton, New Jersey	0.0503970240%
NJ188	Rahway City, New Jersey	0.1444485698%
NJ189	Ramsey Borough, New Jersey	0.0402523452%
NJ190	Randolph Township, New Jersey	0.0853331898%
NJ191	Raritan Township, New Jersey	0.1071670391%
NJ192	Readington Township, New Jersey	0.0850076166%
NJ193	Red Bank Borough, New Jersey	0.1420636747%
NJ194	Ridgefield Borough, New Jersey	0.0201153405%
NJ195	Ridgefield Park Village, New Jersey	0.0392827532%
NJ196	Ridgewood Village, New Jersey	0.0849185213%
NJ197	Ringwood Borough, New Jersey	0.0309822545%
NJ198	River Edge Borough, New Jersey	0.0266057498%
NJ199	Robbinsville Township, New Jersey	0.0338593312%
NJ200	Rockaway Township, New Jersey	0.1290497970%
NJ201	Roselle Borough, New Jersey	0.0912325687%
NJ202	Roselle Park Borough, New Jersey	0.0316673040%
NJ203	Roxbury Township, New Jersey	0.1057717120%
NJ204	Rutherford Borough, New Jersey	0.0459830524%
NJ205	Saddle Brook Township, New Jersey	0.0390656888%
NJ206	Salem County, New Jersey	0.9344056735%
NJ207	Sayreville Borough, New Jersey	0.1477057086%
NJ208	Scotch Plains Township, New Jersey	0.0484433504%
NJ209	Secaucus Town, New Jersey	0.0516659295%
NJ210	Somers Point City, New Jersey	0.0439926621%
NJ211	Somerset County, New Jersey	1.4647125488%
NJ212	Somerville Borough, New Jersey	0.0756287358%
NJ213	South Brunswick Township, New Jersey	0.1037777110%
NJ214	South Orange Village Township, New Jersey	0.0488891085%
NJ215	South Plainfield Borough, New Jersey	0.0899775902%
NJ216	South River Borough, New Jersey	0.0421568288%
NJ217	Southampton Township, New Jersey	0.0127996268%
NJ218	Sparta Township, New Jersey	0.1069549921%
NJ219	Springfield Township, Union County, New Jersey	0.0573437423%
NJ220	Stafford Township, New Jersey	0.2155115906%
NJ221	Summit City, New Jersey	0.5428090174%
NJ222	Sussex County, New Jersey	1.2735318221%
NJ223	Teaneck Township, New Jersey	0.1723477966%
NJ224	Tenafly Borough, New Jersey	0.0450713724%
NJ225	Tinton Falls Borough, New Jersey	0.0881640307%
NJ226	Toms River Township, New Jersey	0.5620940829%
NJ227	Totowa Borough, New Jersey	0.0342545863%
NJ228	Trenton City, New Jersey	1.9352906929%
NJ229	Union City, New Jersey	0.9841875644%
NJ230	Union County, New Jersey	1.7400474523%
NJ231	Union Township, Union County, New Jersey	0.2247240506%

Allocations are subject to change pursuant to a State-Subdivision Agreement, Allocation Statute, Statutory Trust, or voluntary redistribution.

NJ232	Upper Township, New Jersey	0.0173930552%
NJ233	Vernon Township, New Jersey	0.0783616187%
NJ234	Verona Township, New Jersey	0.0234318917%
NJ235	Vineland City, New Jersey	0.5000169856%
NJ236	Voorhees Township, New Jersey	0.1406021825%
NJ237	Waldwick Borough, New Jersey	0.0421770394%
NJ238	Wall Township, New Jersey	0.1650847899%
NJ239	Wallington Borough, New Jersey	0.0235956865%
NJ240	Wanaque Borough, New Jersey	0.0311245257%
NJ241	Wantage Township, New Jersey	0.0091403397%
NJ242	Warren County, New Jersey	1.0382472049%
NJ243	Warren Township, New Jersey	0.0736326246%
NJ244	Washington Township, Gloucester County, New Jersey	0.2470375143%
NJ245	Washington Township, Morris County, New Jersey	0.0524274135%
NJ246	Waterford Township, New Jersey	0.0648566849%
NJ247	Wayne Township, New Jersey	0.1724444886%
NJ248	Weehawken Township, New Jersey	0.0282451513%
NJ249	West Caldwell Township, New Jersey	0.0246748189%
NJ250	West Deptford Township, New Jersey	0.1402059895%
NJ251	West Milford Township, New Jersey	0.0644752630%
NJ252	West New York Town, New Jersey	0.6157331463%
NJ253	West Orange Township, New Jersey	0.1051193933%
NJ254	West Windsor Township, New Jersey	0.0458605228%
NJ255	Westfield Town, New Jersey	0.0887745684%
NJ256	Westwood Borough, New Jersey	0.0348328152%
NJ257	Willingboro Township, New Jersey	0.2091808026%
NJ258	Winslow Township, New Jersey	0.1817978600%
NJ259	Woodbridge Township, New Jersey	0.3688029685%
NJ260	Woodland Park Borough, New Jersey	0.0292498655%
NJ261	Woolwich Township, New Jersey	0.0599291958%
NJ262	Wyckoff Township, New Jersey	0.0296665036%

Allocations are subject to change pursuant to a State-Subdivision Agreement, Allocation Statute, Statutory Trust, or voluntary redistribution.

NM1	Alamogordo City, New Mexico	0.9683526415%
NM2	Albuquerque City, New Mexico	26.1703568498%
NM3	Artesia City, New Mexico	0.5562791550%
NM4	Bernalillo County, New Mexico	15.2005970834%
NM5	Bernalillo Town, New Mexico	0.2863480762%
NM6	Carlsbad City, New Mexico	0.8261484924%
NM7	Catron County, New Mexico	0.1129940051%
NM8	Chaves County, New Mexico	1.0935494443%
NM9	Cibola County, New Mexico	0.7723148257%
NM10	Clovis City, New Mexico	0.9103511516%
NM11	Colfax County, New Mexico	0.7448541610%
NM12	Curry County, New Mexico	0.4952954732%
NM13	De Baca County, New Mexico	0.0650725663%
NM14	Deming City, New Mexico	0.2484870948%
NM15	Dona Ana County, New Mexico	4.1009817203%
NM16	Eddy County, New Mexico	1.2155709374%
NM17	Española City, New Mexico	1.0869232440%
NM18	Farmington City, New Mexico	1.4120396740%
NM19	Gallup City, New Mexico	0.7722895935%
NM20	Grant County, New Mexico	1.8057321396%
NM21	Guadalupe County, New Mexico	0.1869187026%
NM22	Harding County, New Mexico	0.0102668257%
NM23	Hidalgo County, New Mexico	0.1965507765%
NM24	Hobbs City, New Mexico	0.5477699843%
NM25	Las Cruces City, New Mexico	2.7789710876%
NM26	Las Vegas City, New Mexico	0.9509305850%
NM27	Lea County, New Mexico	1.3193643533%
NM28	Lincoln County, New Mexico	1.2208675842%
NM29	Los Alamos County, New Mexico	0.5915454490%
NM30	Los Lunas Village, New Mexico	1.0566950725%
NM31	Lovington City, New Mexico	0.1729179347%
NM32	Luna County, New Mexico	0.5889582326%
NM33	McKinley County, New Mexico	1.0214669791%
NM34	Mora County, New Mexico	0.1903934157%
NM35	Otero County, New Mexico	1.6062640137%
NM36	Portales City, New Mexico	0.2248670805%
NM37	Quay County, New Mexico	0.4733520608%
NM38	Rio Arriba County, New Mexico	3.5113726662%
NM39	Rio Rancho City, New Mexico	2.3456255907%
NM40	Roosevelt County, New Mexico	0.3148139409%
NM41	Roswell City, New Mexico	1.4423383265%
NM42	San Juan County, New Mexico	2.4064498445%
NM43	San Miguel County, New Mexico	0.7151901194%
NM44	Sandoval County, New Mexico	1.9253935060%
NM45	Santa Fe City, New Mexico	4.5408953413%
NM46	Santa Fe County, New Mexico	3.5143193357%
NM47	Sierra County, New Mexico	1.0308488455%
NM48	Socorro County, New Mexico	0.7363065077%

Allocations are subject to change pursuant to a State-Subdivision Agreement, Allocation Statute, Statutory Trust, or voluntary redistribution.

NM49	Sunland Park City, New Mexico	0.2012417097%
NM50	Taos County, New Mexico	1.7429125688%
NM51	Torrance County, New Mexico	0.7071523256%
NM52	Union County, New Mexico	0.1108929666%
NM53	Valencia County, New Mexico	2.7716079380%

NY1	Albany City, New York
NY2	Albany County, New York
NY3	Allegany County, New York
NY4	Broome County, New York
NY5	Buffalo City, New York
NY6	Cattaraugus County, New York
NY7	Cayuga County, New York
NY8	Chautauqua County, New York
NY9	Chemung County, New York
NY10	Chenango County, New York
NY11	Clinton County, New York
NY12	Columbia County, New York
NY13	Cortland County, New York
NY14	Delaware County, New York
NY15	Dutchess County, New York
NY16	Erie County, New York
NY17	Essex County, New York
NY18	Franklin County, New York
NY19	Fulton County, New York
NY20	Genesee County, New York
NY21	Greene County, New York
NY22	Hamilton County, New York
NY23	Herkimer County, New York
NY24	Jefferson County, New York
NY25	Lewis County, New York
NY26	Livingston County, New York
NY27	Madison County, New York
NY28	Monroe County, New York
NY29	Montgomery County, New York
NY30	Nassau County, New York
NY31	New York City, New York
NY32	Niagara County, New York
NY33	Oneida County, New York
NY34	Onondaga County, New York
NY35	Ontario County, New York
NY36	Orange County, New York
NY37	Orleans County, New York
NY38	Oswego County, New York
NY39	Otsego County, New York
NY40	Putnam County, New York
NY41	Rensselaer County, New York
NY42	Rochester City, New York
NY43	Rockland County, New York
NY44	Saratoga County, New York

Allocations in New York will be made in accordance with the New York Agreement.

NY45 Schenectady County, New York  
NY46 Schoharie County, New York  
NY47 Schuyler County, New York  
NY48 Seneca County, New York  
NY49 St Lawrence County, New York  
NY50 Steuben County, New York  
NY51 Suffolk County, New York  
NY52 Sullivan County, New York  
NY53 Syracuse City, New York  
NY54 Tioga County, New York  
NY55 Tompkins County, New York  
NY56 Ulster County, New York  
NY57 Warren County, New York  
NY58 Washington County, New York  
NY59 Wayne County, New York  
NY60 Westchester County, New York  
NY61 Wyoming County, New York  
NY62 Yates County, New York  
NY63 Yonkers City, New York

Allocations in New  
York will be made in  
accordance with the  
New York  
Agreement.

NC1	Alamance County, North Carolina	1.3780289676%
NC2	Alexander County, North Carolina	0.5100078796%
NC3	Alleghany County, North Carolina	0.1490905989%
NC4	Anson County, North Carolina	0.1821929604%
NC5	Ashe County, North Carolina	0.3386391883%
NC6	Asheville City, North Carolina	0.2358147243%
NC7	Avery County, North Carolina	0.2659967669%
NC8	Beaufort County, North Carolina	0.4778884349%
NC9	Bertie County, North Carolina	0.1394685751%
NC10	Bladen County, North Carolina	0.4292178095%
NC11	Brunswick County, North Carolina	2.1132385076%
NC12	Buncombe County, North Carolina	2.5115878573%
NC13	Burke County, North Carolina	2.0901968270%
NC14	Cabarrus County, North Carolina	1.6695734466%
NC15	Caldwell County, North Carolina	1.2763011462%
NC16	Camden County, North Carolina	0.0730364004%
NC17	Canton Town, North Carolina	0.0114538232%
NC18	Carteret County, North Carolina	1.1284655939%
NC19	Cary Town, North Carolina	0.1441516454%
NC20	Caswell County, North Carolina	0.1729202375%
NC21	Catawba County, North Carolina	2.0726952227%
NC22	Charlotte City, North Carolina	1.2474838144%
NC23	Chatham County, North Carolina	0.4498143831%
NC24	Cherokee County, North Carolina	0.7827591529%
NC25	Chowan County, North Carolina	0.1137055961%
NC26	Clay County, North Carolina	0.2244299489%
NC27	Cleveland County, North Carolina	1.1199280277%
NC28	Columbus County, North Carolina	1.2209369390%
NC29	Concord City, North Carolina	0.2274558703%
NC30	Craven County, North Carolina	1.3368601902%
NC31	Cumberland County, North Carolina	2.6372996596%
NC32	Currituck County, North Carolina	0.1867785513%
NC33	Dare County, North Carolina	0.5331267313%
NC34	Davidson County, North Carolina	1.9402695304%
NC35	Davie County, North Carolina	0.5131475269%
NC36	Duplin County, North Carolina	0.3827851474%
NC37	Durham City, North Carolina	0.3804050267%
NC38	Durham County, North Carolina	1.7979943624%
NC39	Edgecombe County, North Carolina	0.4171019390%
NC40	Fayetteville City, North Carolina	0.3097690552%
NC41	Forsyth County, North Carolina	3.0684508095%
NC42	Franklin County, North Carolina	0.5005036433%
NC43	Gaston County, North Carolina	3.0981738869%
NC44	Gastonia City, North Carolina	0.2577638238%
NC45	Gates County, North Carolina	0.0795675166%
NC46	Graham County, North Carolina	0.1834845617%
NC47	Granville County, North Carolina	0.5901034093%
NC48	Greene County, North Carolina	0.1232748186%
NC49	Greensboro City, North Carolina	0.5273916964%



NC50	Greenville City, North Carolina	0.1626564747%
NC51	Guilford County, North Carolina	3.3750152311%
NC52	Halifax County, North Carolina	0.4531611740%
NC53	Harnett County, North Carolina	0.9889807722%
NC54	Haywood County, North Carolina	0.8033151101%
NC55	Henderson City, North Carolina	0.0322534788%
NC56	Henderson County, North Carolina	1.3815950870%
NC57	Hertford County, North Carolina	0.2068430501%
NC58	Hickory City, North Carolina	0.0948758357%
NC59	High Point City, North Carolina	0.2064287629%
NC60	Hoke County, North Carolina	0.3324858046%
NC61	Hyde County, North Carolina	0.0272373541%
NC62	Iredell County, North Carolina	2.1159313745%
NC63	Jackson County, North Carolina	0.5077577313%
NC64	Jacksonville City, North Carolina	0.0950098698%
NC65	Johnston County, North Carolina	1.2508874682%
NC66	Jones County, North Carolina	0.0879669870%
NC67	Lee County, North Carolina	0.6531156836%
NC68	Lenoir County, North Carolina	0.6042825926%
NC69	Lincoln County, North Carolina	0.9268336271%
NC70	Macon County, North Carolina	0.2377764961%
NC71	Madison County, North Carolina	0.2328822206%
NC72	Martin County, North Carolina	0.5875445765%
NC73	McDowell County, North Carolina	0.4667676661%
NC74	Mecklenburg County, North Carolina	5.0383012599%
NC75	Mitchell County, North Carolina	0.3093141516%
NC76	Montgomery County, North Carolina	0.2260505430%
NC77	Moore County, North Carolina	0.9717391128%
NC78	Nash County, North Carolina	0.8456536396%
NC79	New Hanover County, North Carolina	2.8972648920%
NC80	Northampton County, North Carolina	0.1209962389%
NC81	Onslow County, North Carolina	1.6440013647%
NC82	Orange County, North Carolina	1.0558394190%
NC83	Pamlico County, North Carolina	0.1199361510%
NC84	Pasquotank County, North Carolina	0.3748162108%
NC85	Pender County, North Carolina	0.5857493319%
NC86	Perquimans County, North Carolina	0.1118331803%
NC87	Person County, North Carolina	0.4030242967%
NC88	Pitt County, North Carolina	1.3690080664%
NC89	Polk County, North Carolina	0.2661429860%
NC90	Raleigh City, North Carolina	0.5667246127%
NC91	Randolph County, North Carolina	1.5254339862%
NC92	Richmond County, North Carolina	0.7491328400%
NC93	Robeson County, North Carolina	1.3597353436%
NC94	Rockingham County, North Carolina	1.3653688375%
NC95	Rowan County, North Carolina	2.3352192879%
NC96	Rutherford County, North Carolina	0.9289416180%
NC97	Sampson County, North Carolina	0.6195137405%
NC98	Scotland County, North Carolina	0.4491482742%

NC99	Stanly County, North Carolina	0.7249742086%
NC100	Stokes County, North Carolina	0.6239531124%
NC101	Surry County, North Carolina	1.4108267061%
NC102	Swain County, North Carolina	0.2811629286%
NC103	Transylvania County, North Carolina	0.4975955095%
NC104	Tyrrell County, North Carolina	0.0414409072%
NC105	Union County, North Carolina	1.4667026799%
NC106	Vance County, North Carolina	0.5362582553%
NC107	Wake County, North Carolina	4.9024556672%
NC108	Warren County, North Carolina	0.1063905835%
NC109	Washington County, North Carolina	0.0747707205%
NC110	Watauga County, North Carolina	0.4696757999%
NC111	Wayne County, North Carolina	0.9706993331%
NC112	Wilkes County, North Carolina	1.9971771606%
NC113	Wilmington City, North Carolina	0.1194974940%
NC114	Wilson County, North Carolina	0.6464708415%
NC115	Winston-Salem City, North Carolina	0.4944599238%
NC116	Yadkin County, North Carolina	0.5621471451%
NC117	Yancey County, North Carolina	0.3821149769%

Allocations are subject to change pursuant to a State-Subdivision  
Agreement, Allocation Statute, Statutory Trust, or voluntary redistribution.

ND1	Adams County, North Dakota	0.3266859369%
ND2	Barnes County, North Dakota	1.1596409120%
ND3	Benson County, North Dakota	0.8243618844%
ND4	Billings County, North Dakota	0.0531198558%
ND5	Bismarck City, North Dakota	7.8720018475%
ND6	Bottineau County, North Dakota	0.6564106964%
ND7	Bowman County, North Dakota	0.3537618912%
ND8	Burke County, North Dakota	0.1340272238%
ND9	Burleigh County, North Dakota	5.9258321732%
ND10	Cass County, North Dakota	9.2593207065%
ND11	Cavalier County, North Dakota	0.4775832577%
ND12	Devils Lake City, North Dakota	0.3622623619%
ND13	Dickey County, North Dakota	0.6064663883%
ND14	Dickinson City, North Dakota	1.0573324109%
ND15	Divide County, North Dakota	0.1925705034%
ND16	Dunn County, North Dakota	0.5017615248%
ND17	Eddy County, North Dakota	0.2227970127%
ND18	Emmons County, North Dakota	0.7218887252%
ND19	Fargo City, North Dakota	12.8639966005%
ND20	Foster County, North Dakota	0.3938546507%
ND21	Golden Valley County, North Dakota	0.2278631874%
ND22	Grand Forks City, North Dakota	7.1999971538%
ND23	Grand Forks County, North Dakota	5.4639296523%
ND24	Grant County, North Dakota	0.2093626818%
ND25	Griggs County, North Dakota	0.2073426807%
ND26	Hettinger County, North Dakota	0.2096684753%
ND27	Jamestown City, North Dakota	0.7024664288%
ND28	Kidder County, North Dakota	0.3074782839%
ND29	La Moure County, North Dakota	0.3036088203%
ND30	Lisbon City, North Dakota	0.1372424658%
ND31	Logan County, North Dakota	0.1641331799%
ND32	Mandan City, North Dakota	1.1262932510%
ND33	McHenry County, North Dakota	0.3973374621%
ND34	McIntosh County, North Dakota	0.2870077627%
ND35	McKenzie County, North Dakota	1.2312553926%
ND36	McLean County, North Dakota	1.1384661837%
ND37	Mercer County, North Dakota	1.1241071216%
ND38	Minot City, North Dakota	2.8909627339%
ND39	Morton County, North Dakota	2.6703636118%
ND40	Mountrail County, North Dakota	1.1142893867%
ND41	Nelson County, North Dakota	0.4740975060%
ND42	Oliver County, North Dakota	0.2228234756%
ND43	Pembina County, North Dakota	1.2530005434%
ND44	Pierce County, North Dakota	0.7284574044%
ND45	Ramsey County, North Dakota	1.2734343106%
ND46	Ransom County, North Dakota	0.6183673413%
ND47	Renville County, North Dakota	0.2860845016%
ND48	Richland County, North Dakota	2.4309493698%
ND49	Rolette County, North Dakota	1.8198034592%

Allocations are subject to change pursuant to a State-Subdivision Agreement, Allocation Statute, Statutory Trust, or voluntary redistribution.

ND50	Sargent County, North Dakota	0.5773674924%
ND51	Sheridan County, North Dakota	0.0895886685%
ND52	Sioux County, North Dakota	0.6666209643%
ND53	Slope County, North Dakota	0.0470907257%
ND54	Stark County, North Dakota	3.3526741338%
ND55	Steele County, North Dakota	0.2434939387%
ND56	Stutsman County, North Dakota	1.9758860377%
ND57	Towner County, North Dakota	0.1807489391%
ND58	Traill County, North Dakota	1.0587643476%
ND59	Walsh County, North Dakota	2.0521094729%
ND60	Ward County, North Dakota	3.4849842097%
ND61	Wells County, North Dakota	0.4346604383%
ND62	West Fargo City, North Dakota	1.8417059171%
ND63	Williams County, North Dakota	2.3067369406%
ND64	Williston City, North Dakota	1.5016973817%

OH1	Aberdeen Village, Ohio	0.0087437716%
OH2	Ada Village, Ohio	0.0077636351%
OH3	Adams County, Ohio	0.3473544585%
OH4	Adams Township, Champaign County, Ohio	0.0001374611%
OH5	Adams Township, Clinton County, Ohio	0.0003122525%
OH6	Adams Township, Darke County, Ohio	0.0016731027%
OH7	Adams Township, Monroe County, Ohio	0.0000311703%
OH8	Adams Township, Muskingum County, Ohio	0.0001003092%
OH9	Adams Township, Seneca County, Ohio	0.0003810303%
OH10	Adams Township, Washington County, Ohio	0.0001169753%
OH11	Adamsville Village, Ohio	0.0000910884%
OH12	Addyston Village, Ohio	0.0025217854%
OH13	Adelphi Village, Ohio	0.0020068066%
OH14	Adena Village, Ohio	0.0003568983%
OH15	Aid Township, Ohio	0.0003303244%
OH16	Akron City, Ohio	0.8812077621%
OH17	Albany Village, Ohio	0.0019488925%
OH18	Alexander Township, Ohio	0.0001250626%
OH19	Alexandria Village, Ohio	0.0005560173%
OH20	Alger Village, Ohio	0.0005166462%
OH21	Allen County, Ohio	0.4092999560%
OH22	Allen Township, Darke County, Ohio	0.0006643202%
OH23	Allen Township, Hancock County, Ohio	0.0005903230%
OH24	Allen Township, Ottawa County, Ohio	0.0005976710%
OH25	Allen Township, Union County, Ohio	0.0028518922%
OH26	Alliance City, Ohio	0.0889490116%
OH27	Amanda Township, Fairfield County, Ohio	0.0018577114%
OH28	Amanda Township, Hancock County, Ohio	0.0001616361%
OH29	Amanda Village, Ohio	0.0005782400%
OH30	Amberley Village, Ohio	0.0192140009%
OH31	Amboy Township, Ohio	0.0017244001%
OH32	Amelia Village, Ohio	0.0138770427%
OH33	American Township, Ohio	0.0193901533%
OH34	Ames Township, Ohio	0.0004272973%
OH35	Amesville Village, Ohio	0.0000937970%
OH36	Amherst City, Ohio	0.0344767089%
OH37	Amherst Township, Ohio	0.0134400730%
OH38	Amsterdam Village, Ohio	0.0003984552%
OH39	Anderson Township, Ohio	0.0760877775%
OH40	Andover Township, Ohio	0.0010566751%
OH41	Andover Village, Ohio	0.0040505880%
OH42	Anna Village, Ohio	0.0028751504%
OH43	Ansonia Village, Ohio	0.0014885693%
OH44	Antioch Village, Ohio	0.0000311703%

OH45	Antwerp Village, Ohio	0.0009282725%
OH46	Apple Creek Village, Ohio	0.0004832518%
OH47	Aquilla Village, Ohio	0.0000095709%
OH48	Arcadia Village, Ohio	0.0000210830%
OH49	Arcanum Village, Ohio	0.0034200188%
OH50	Archbold Village, Ohio	0.0168893369%
OH51	Arlington Heights Village, Ohio	0.0024048815%
OH52	Arlington Village, Ohio	0.0017280808%
OH53	Ashland City, Ohio	0.0677959091%
OH54	Ashland County, Ohio	0.2064379332%
OH55	Ashley Village, Ohio	0.0012125812%
OH56	Ashtabula City, Ohio	0.0931048204%
OH57	Ashtabula County, Ohio	0.7429130666%
OH58	Ashtabula Township, Ohio	0.0174821031%
OH59	Ashville Village, Ohio	0.0024582550%
OH60	Athalia Village, Ohio	0.0000173855%
OH61	Athens City, Ohio	0.0700871751%
OH62	Athens County, Ohio	0.4584170235%
OH63	Athens Township, Athens County, Ohio	0.0025846274%
OH64	Athens Township, Harrison County, Ohio	0.0003148983%
OH65	Attica Village, Ohio	0.0007921419%
OH66	Atwater Township, Ohio	0.0004753019%
OH67	Auburn Township, Crawford County, Ohio	0.0007613308%
OH68	Auburn Township, Geauga County, Ohio	0.0067953249%
OH69	Auburn Township, Tuscarawas County, Ohio	0.0000098536%
OH70	Auglaize County, Ohio	0.1648586210%
OH71	Auglaize Township, Allen County, Ohio	0.0010226874%
OH72	Auglaize Township, Paulding County, Ohio	0.0000730923%
OH73	Augusta Township, Ohio	0.0004684152%
OH74	Aurelius Township, Ohio	0.0000083554%
OH75	Aurora City, Ohio	0.0294524674%
OH76	Austinburg Township, Ohio	0.0004813742%
OH77	Austintown Township, Ohio	0.0890063352%
OH78	Avon City, Ohio	0.0729757005%
OH79	Avon Lake City, Ohio	0.0663140992%
OH80	Bailey Lakes Village, Ohio	0.0000813388%
OH81	Bainbridge Township, Ohio	0.0406379571%
OH82	Bainbridge Village, Ohio	0.0022724133%
OH83	Bairdstown Village, Ohio	0.0000612234%
OH84	Ballville Township, Ohio	0.0021521086%
OH85	Baltic Village, Ohio	0.0009410120%
OH86	Baltimore Village, Ohio	0.0031532207%
OH87	Barberton City, Ohio	0.1164193916%
OH88	Barlow Township, Ohio	0.0003258598%

OH89	Barnesville Village, Ohio	0.0106861443%
OH90	Barnhill Village, Ohio	0.0006601909%
OH91	Bartlow Township, Ohio	0.0001082864%
OH92	Batavia Township, Ohio	0.0000517157%
OH93	Batavia Village, Ohio	0.0047750818%
OH94	Batesville Village, Ohio	0.0000517432%
OH95	Bath Township, Allen County, Ohio	0.0088564730%
OH96	Bath Township, Greene County, Ohio	0.0001754181%
OH97	Bath Township, Summit County, Ohio	0.0489522386%
OH98	Baughman Township, Ohio	0.0001353105%
OH99	Bay Township, Ohio	0.0000549583%
OH100	Bay View Village, Ohio	0.0012986334%
OH101	Bay Village City, Ohio	0.0295102794%
OH102	Bazetta Township, Ohio	0.0331455317%
OH103	Beach City Village, Ohio	0.0006531299%
OH104	Beachwood City, Ohio	0.0573216138%
OH105	Beallsville Village, Ohio	0.0001580913%
OH106	Bearfield Township, Ohio	0.0005486478%
OH107	Beaver Township, Mahoning County, Ohio	0.0148139167%
OH108	Beaver Township, Pike County, Ohio	0.0003380168%
OH109	Beaver Village, Ohio	0.0001859093%
OH110	Beavercreek City, Ohio	0.0843658046%
OH111	Beavercreek Township, Ohio	0.1348759090%
OH112	Beaverdam Village, Ohio	0.0000749971%
OH113	Bedford City, Ohio	0.0429793572%
OH114	Bedford Heights City, Ohio	0.0386687782%
OH115	Bedford Township, Ohio	0.0000306151%
OH116	Bellaire Village, Ohio	0.0010264323%
OH117	Bellbrook City, Ohio	0.0237949542%
OH118	Belle Center Village, Ohio	0.0005231767%
OH119	Belle Valley Village, Ohio	0.0001073626%
OH120	Bellefontaine City, Ohio	0.0729400123%
OH121	Bellevue City, Ohio	0.0299834456%
OH122	Bellville Village, Ohio	0.0011239941%
OH123	Belmont County, Ohio	0.4904799617%
OH124	Belmont Village, Ohio	0.0011248573%
OH125	Belmore Village, Ohio	0.0002483511%
OH126	Beloit Village, Ohio	0.0037587550%
OH127	Belpre City, Ohio	0.0099429019%
OH128	Belpre Township, Ohio	0.0009358025%
OH129	Bennington Township, Licking County, Ohio	0.0005560173%
OH130	Bennington Township, Morrow County, Ohio	0.0001476031%
OH131	Bentleyville Village, Ohio	0.0019992236%
OH132	Benton Ridge Village, Ohio	0.0000914068%

OH133	Benton Township, Hocking County, Ohio	0.0001089904%
OH134	Benton Township, Ottawa County, Ohio	0.0007968947%
OH135	Benton Township, Paulding County, Ohio	0.0002485139%
OH136	Benton Township, Pike County, Ohio	0.0003718185%
OH137	Berea City, Ohio	0.0293403849%
OH138	Bergholz Village, Ohio	0.0002390731%
OH139	Berkey Village, Ohio	0.0003639406%
OH140	Berkshire Township, Ohio	0.0000742397%
OH141	Berlin Heights Village, Ohio	0.0009142379%
OH142	Berlin Township, Delaware County, Ohio	0.0000164977%
OH143	Berlin Township, Erie County, Ohio	0.0001350579%
OH144	Berlin Township, Holmes County, Ohio	0.0000814306%
OH145	Berlin Township, Mahoning County, Ohio	0.0014985886%
OH146	Bern Township, Ohio	0.0001354845%
OH147	Berne Township, Ohio	0.0001629571%
OH148	Bethel Township, Clark County, Ohio	0.0138134025%
OH149	Bethel Township, Monroe County, Ohio	0.0000498724%
OH150	Bethel Village, Ohio	0.0057576798%
OH151	Bethesda Village, Ohio	0.0006889751%
OH152	Bethlehem Township, Coshocton County, Ohio	0.0000765378%
OH153	Bethlehem Township, Stark County, Ohio	0.0015140738%
OH154	Bettsville Village, Ohio	0.0009525757%
OH155	Beverly Village, Ohio	0.0019551589%
OH156	Bexley City, Ohio	0.0458668476%
OH157	Big Island Township, Ohio	0.0005578783%
OH158	Black Creek Township, Ohio	0.0001534027%
OH159	Blakeslee Village, Ohio	0.0000628635%
OH160	Blanchard Township, Hancock County, Ohio	0.0001475808%
OH161	Blanchard Township, Putnam County, Ohio	0.0006457128%
OH162	Blanchester Village, Ohio	0.0114641267%
OH163	Blendon Township, Ohio	0.0282639366%
OH164	Bloom Township, Fairfield County, Ohio	0.0118551321%
OH165	Bloom Township, Morgan County, Ohio	0.0001713719%
OH166	Bloom Township, Scioto County, Ohio	0.0000852977%
OH167	Bloom Township, Seneca County, Ohio	0.0009926842%
OH168	Bloomdale Village, Ohio	0.0005693772%
OH169	Bloomfield Township, Jackson County, Ohio	0.0013260530%
OH170	Bloomfield Township, Logan County, Ohio	0.0000099754%
OH171	Bloomington Village, Ohio	0.0002078369%
OH172	Bloomington Village, Ohio	0.0002231349%
OH173	Bloomington Township, Ohio	0.0001784118%
OH174	Bloomville Village, Ohio	0.0004411930%
OH175	Blue Ash City, Ohio	0.0851895858%



OH176	Blue Creek Township, Ohio	0.0000767469%
OH177	Blue Rock Township, Ohio	0.0001103402%
OH178	Bluffton Village, Ohio	0.0052836661%
OH179	Boardman Township, Ohio	0.1408673271%
OH180	Bokescreek Township, Ohio	0.0013367015%
OH181	Bolivar Village, Ohio	0.0004434118%
OH182	Boston Heights Village, Ohio	0.0077201699%
OH183	Boston Township, Ohio	0.0003662503%
OH184	Botkins Village, Ohio	0.0019522626%
OH185	Bowerston Village, Ohio	0.0000572542%
OH186	Bowersville Village, Ohio	0.0000916319%
OH187	Bowling Green City, Ohio	0.0752741164%
OH188	Bowling Green Township, Ohio	0.0000370678%
OH189	Braceville Township, Ohio	0.0037680877%
OH190	Bradford Village, Ohio	0.0028661348%
OH191	Bradner Village, Ohio	0.0009183503%
OH192	Brady Lake Village, Ohio	0.0002559318%
OH193	Brady Township, Ohio	0.0005029083%
OH194	Bratenahl Village, Ohio	0.0051323943%
OH195	Bratton Township, Ohio	0.0000790580%
OH196	Brecksville City, Ohio	0.0241013127%
OH197	Bremen Village, Ohio	0.0006844200%
OH198	Brewster Village, Ohio	0.0058880648%
OH199	Brice Village, Ohio	0.0005574892%
OH200	Bridgeport Village, Ohio	0.0050477971%
OH201	Bridgewater Township, Ohio	0.0004164709%
OH202	Brighton Township, Ohio	0.0000194784%
OH203	Brimfield Township, Ohio	0.0111960000%
OH204	Bristol Township, Morgan County, Ohio	0.0001285289%
OH205	Bristol Township, Trumbull County, Ohio	0.0252513027%
OH206	Broadview Heights City, Ohio	0.0226789401%
OH207	Bronson Township, Ohio	0.0009334281%
OH208	Brook Park City, Ohio	0.0389572037%
OH209	Brookfield Township, Noble County, Ohio	0.0000517432%
OH210	Brookfield Township, Trumbull County, Ohio	0.0346459468%
OH211	Brooklyn City, Ohio	0.0212407634%
OH212	Brooklyn Heights Village, Ohio	0.0100909430%
OH213	Brookside Village, Ohio	0.0001124857%
OH214	Brookville City, Ohio	0.0216648650%
OH215	Broughton Village, Ohio	0.0000073092%
OH216	Brown County, Ohio	0.4653422837%
OH217	Brown Township, Carroll County, Ohio	0.0009477238%
OH218	Brown Township, Darke County, Ohio	0.0007873425%
OH219	Brown Township, Delaware County, Ohio	0.0000082489%
OH220	Brown Township, Franklin County, Ohio	0.0003894787%
OH221	Brown Township, Knox County, Ohio	0.0039027192%
OH222	Brown Township, Miami County, Ohio	0.0006132702%

OH223	Brown Township, Paulding County, Ohio	0.0001315662%
OH224	Brown Township, Vinton County, Ohio	0.0000390135%
OH225	Brunswick City, Ohio	0.1197413086%
OH226	Brunswick Hills Township, Ohio	0.0200631640%
OH227	Brush Creek Township, Jefferson County, Ohio	0.0001275057%
OH228	Brush Creek Township, Scioto County, Ohio	0.0011088700%
OH229	Brushcreek Township, Ohio	0.0059850824%
OH230	Bryan City, Ohio	0.0285400457%
OH231	Buchtel Village, Ohio	0.0001849243%
OH232	Buckeye Lake Village, Ohio	0.0040562680%
OH233	Buckland Village, Ohio	0.0001068314%
OH234	Bucks Township, Ohio	0.0002857543%
OH235	Bucyrus City, Ohio	0.0467130847%
OH236	Bucyrus Township, Ohio	0.0002175231%
OH237	Buffalo Township, Ohio	0.0000689910%
OH238	Burbank Village, Ohio	0.0001559017%
OH239	Burgoon Village, Ohio	0.0001532454%
OH240	Burkettsville Village, Ohio	0.0000203512%
OH241	Burlington Township, Ohio	0.0012973736%
OH242	Burton Township, Ohio	0.0022682986%
OH243	Burton Village, Ohio	0.0036177927%
OH244	Butler County, Ohio	2.6887406714%
OH245	Butler Township, Columbiana County, Ohio	0.0017704304%
OH246	Butler Township, Darke County, Ohio	0.0006643202%
OH247	Butler Township, Mercer County, Ohio	0.0021025197%
OH248	Butler Township, Montgomery County, Ohio	0.0308007959%
OH249	Butler Township, Richland County, Ohio	0.0003925059%
OH250	Butler Village, Ohio	0.0004817118%
OH251	Butlerville Village, Ohio	0.0001866800%
OH252	Byesville Village, Ohio	0.0018493145%
OH253	Byrd Township, Ohio	0.0018293707%
OH254	Cadiz Township, Ohio	0.0013359320%
OH255	Cadiz Village, Ohio	0.0042081859%
OH256	Caesarscreek Township, Ohio	0.0004643421%
OH257	Cairo Village, Ohio	0.0000409075%
OH258	Caldwell Village, Ohio	0.0017937650%
OH259	Caledonia Village, Ohio	0.0007098142%
OH260	Cambridge City, Ohio	0.0668200845%
OH261	Cambridge Township, Ohio	0.0000951853%
OH262	Camden Township, Ohio	0.0003116539%
OH263	Camden Village, Ohio	0.0031099397%
OH264	Camp Creek Township, Ohio	0.0001943597%
OH265	Campbell City, Ohio	0.0206854359%
OH266	Canaan Township, Morrow County, Ohio	0.0000885618%

OH267	Canaan Township, Wayne County, Ohio	0.0002435589%
OH268	Canal Fulton City, Ohio	0.0143391696%
OH269	Canal Winchester City, Ohio	0.0017001990%
OH270	Canfield City, Ohio	0.0340253310%
OH271	Canfield Township, Ohio	0.0024198521%
OH272	Canton City, Ohio	0.4906093929%
OH273	Canton Township, Ohio	0.0238293446%
OH274	Cardington Village, Ohio	0.0026450469%
OH275	Carey Village, Ohio	0.0048237347%
OH276	Carlisle Township, Ohio	0.0046455904%
OH277	Carlisle Village, Ohio	0.0081658806%
OH278	Carroll County, Ohio	0.1274960868%
OH279	Carroll Township, Ohio	0.0031394902%
OH280	Carroll Village, Ohio	0.0008718207%
OH281	Carrollton Village, Ohio	0.0061329714%
OH282	Carryall Township, Ohio	0.0000511646%
OH283	Carthage Township, Ohio	0.0002397033%
OH284	Cass Township, Muskingum County, Ohio	0.0002006185%
OH285	Cass Township, Richland County, Ohio	0.0007850118%
OH286	Casstown Village, Ohio	0.0005337723%
OH287	Castalia Village, Ohio	0.0011427974%
OH288	Castine Village, Ohio	0.0005289957%
OH289	Catawba Island Township, Ohio	0.0060247984%
OH290	Catawba Village, Ohio	0.0002313575%
OH291	Cecil Village, Ohio	0.0000109638%
OH292	Cedarville Township, Ohio	0.0036837809%
OH293	Cedarville Village, Ohio	0.0036321873%
OH294	Celina City, Ohio	0.0165674940%
OH295	Center Township, Carroll County, Ohio	0.0001634007%
OH296	Center Township, Columbiana County, Ohio	0.0003327877%
OH297	Center Township, Guernsey County, Ohio	0.0001903706%
OH298	Center Township, Mercer County, Ohio	0.0004241134%
OH299	Center Township, Monroe County, Ohio	0.0005361288%
OH300	Center Township, Morgan County, Ohio	0.0000535537%
OH301	Center Township, Noble County, Ohio	0.0001724774%
OH302	Center Township, Williams County, Ohio	0.0005107662%
OH303	Center Township, Wood County, Ohio	0.0002510158%
OH304	Centerburg Village, Ohio	0.0041342364%
OH305	Centerville City, Ohio	0.0591550598%
OH306	Centerville Village, Ohio	0.0005060807%
OH307	Cessna Township, Ohio	0.0001110677%
OH308	Chagrin Falls Township, Ohio	0.0000039510%
OH309	Chagrin Falls Village, Ohio	0.0125168784%
OH310	Champaign County, Ohio	0.2269483026%
OH311	Champion Township, Ohio	0.0283714840%
OH312	Chardon City, Ohio	0.0479405386%
OH313	Chardon Township, Ohio	0.0039336317%

OH314	Charlestown Township, Ohio	0.0000121872%
OH315	Chatfield Township, Ohio	0.0008265878%
OH316	Chatfield Village, Ohio	0.0000870092%
OH317	Chatham Township, Ohio	0.0003778818%
OH318	Chauncey Village, Ohio	0.0000833751%
OH319	Cherry Fork Village, Ohio	0.0004264208%
OH320	Cherry Valley Township, Ohio	0.0004696334%
OH321	Chesapeake Village, Ohio	0.0021905725%
OH322	Cheshire Township, Ohio	0.0010496489%
OH323	Cheshire Village, Ohio	0.0001686936%
OH324	Chester Township, Clinton County, Ohio	0.0019181224%
OH325	Chester Township, Geauga County, Ohio	0.0252766944%
OH326	Chester Township, Morrow County, Ohio	0.0005136587%
OH327	Chester Township, Wayne County, Ohio	0.0004213956%
OH328	Chesterhill Village, Ohio	0.0000958805%
OH329	Chesterville Village, Ohio	0.0000531371%
OH330	Cheviot City, Ohio	0.0177109500%
OH331	Chickasaw Village, Ohio	0.0003251707%
OH332	Chillicothe City, Ohio	0.3116747707%
OH333	Chilo Village, Ohio	0.0001537865%
OH334	Chippewa Lake Village, Ohio	0.0005077787%
OH335	Chippewa Township, Ohio	0.0025863636%
OH336	Christiansburg Village, Ohio	0.0002537744%
OH337	Cincinnati City, Ohio	1.9225774768%
OH338	Circleville City, Ohio	0.3452050773%
OH339	Circleville Township, Ohio	0.0006412839%
OH340	Claibourne Township, Ohio	0.0000211028%
OH341	Claridon Township, Ohio	0.0025745668%
OH342	Clarington Village, Ohio	0.0000498724%
OH343	Clark County, Ohio	1.2151983585%
OH344	Clark Township, Brown County, Ohio	0.0053640868%
OH345	Clark Township, Clinton County, Ohio	0.0010928837%
OH346	Clarksburg Village, Ohio	0.0000295119%
OH347	Clarksfield Township, Ohio	0.0007412517%
OH348	Clarksville Village, Ohio	0.0004237712%
OH349	Clay Center Village, Ohio	0.0000618280%
OH350	Clay Township, Auglaize County, Ohio	0.0004451307%
OH351	Clay Township, Highland County, Ohio	0.0003613635%
OH352	Clay Township, Montgomery County, Ohio	0.0058148642%
OH353	Clay Township, Muskingum County, Ohio	0.0004012369%
OH354	Clay Township, Ottawa County, Ohio	0.0026311263%
OH355	Clay Township, Scioto County, Ohio	0.0064826249%
OH356	Clay Township, Tuscarawas County, Ohio	0.0000492680%
OH357	Clayton City, Ohio	0.0375148659%
OH358	Clayton Township, Ohio	0.0004303120%
OH359	Clear Creek Township, Ohio	0.0874295648%
OH360	Clearcreek Township, Ohio	0.0010918129%

OH361	Clermont County, Ohio	1.9148422650%
OH362	Cleveland City, Ohio	1.8006406770%
OH363	Cleveland Heights City, Ohio	0.0861404621%
OH364	Cleves Village, Ohio	0.0031981583%
OH365	Clifton Village, Ohio	0.0002996729%
OH366	Clinton County, Ohio	0.4003299792%
OH367	Clinton Township, Franklin County, Ohio	0.0107832149%
OH368	Clinton Township, Fulton County, Ohio	0.0006481787%
OH369	Clinton Township, Seneca County, Ohio	0.0007420064%
OH370	Clinton Township, Shelby County, Ohio	0.0005501831%
OH371	Clinton Township, Vinton County, Ohio	0.0002860993%
OH372	Clinton Township, Wayne County, Ohio	0.0001933007%
OH373	Clinton Village, Ohio	0.0011373034%
OH374	Cloverdale Village, Ohio	0.0001986809%
OH375	Clyde City, Ohio	0.0219912947%
OH376	Coal Grove Village, Ohio	0.0050070228%
OH377	Coal Township, Jackson County, Ohio	0.0004972699%
OH378	Coal Township, Perry County, Ohio	0.0003550074%
OH379	Coalton Village, Ohio	0.0024310971%
OH380	Coitsville Township, Ohio	0.0048028536%
OH381	Coldwater Village, Ohio	0.0054593322%
OH382	Colerain Township, Belmont County, Ohio	0.0006046108%
OH383	Colerain Township, Hamilton County, Ohio	0.1398087860%
OH384	College Corner Village, Ohio	0.0022611881%
OH385	College Township, Ohio	0.0028608916%
OH386	Columbia Township, Hamilton County, Ohio	0.0091268592%
OH387	Columbia Township, Lorain County, Ohio	0.0044508068%
OH388	Columbia Township, Meigs County, Ohio	0.0000676625%
OH389	Columbiana City, Ohio	0.0212455929%
OH390	Columbiana County, Ohio	0.6832396894%
OH391	Columbus City, Ohio	4.0358741733%
OH392	Columbus Grove Village, Ohio	0.0013907661%
OH393	Commercial Point Village, Ohio	0.0008841945%
OH394	Concord Township, Delaware County, Ohio	0.0132064120%
OH395	Concord Township, Fayette County, Ohio	0.0003201811%
OH396	Concord Township, Highland County, Ohio	0.0000677557%
OH397	Concord Township, Lake County, Ohio	0.0329119594%
OH398	Concord Township, Miami County, Ohio	0.0048266640%
OH399	Concord Township, Ross County, Ohio	0.0034233759%
OH400	Conesville Village, Ohio	0.0001949904%
OH401	Congress Township, Morrow County, Ohio	0.0000354247%
OH402	Congress Township, Wayne County, Ohio	0.0000386601%

OH403	Congress Village, Ohio	0.0001394121%
OH404	Conneaut City, Ohio	0.0500864015%
OH405	Continental Village, Ohio	0.0013742094%
OH406	Convoy Village, Ohio	0.0015735393%
OH407	Coolville Village, Ohio	0.0002918128%
OH408	Copley Township, Ohio	0.0644889601%
OH409	Corning Village, Ohio	0.0010865378%
OH410	Cortland City, Ohio	0.0349699000%
OH411	Corwin Village, Ohio	0.0004993129%
OH412	Coshocton City, Ohio	0.0177337984%
OH413	Coshocton County, Ohio	0.1889793769%
OH414	Coventry Township, Ohio	0.0112670146%
OH415	Covington Village, Ohio	0.0077226624%
OH416	Craig Beach Village, Ohio	0.0004176394%
OH417	Cranberry Township, Ohio	0.0001631423%
OH418	Crane Township, Paulding County, Ohio	0.0001169477%
OH419	Crane Township, Wyandot County, Ohio	0.0005667045%
OH420	Crawford County, Ohio	0.2595376809%
OH421	Crawford Township, Coshocton County, Ohio	0.0002372670%
OH422	Crawford Township, Wyandot County, Ohio	0.0001079437%
OH423	Crestline Village, Ohio	0.0166501207%
OH424	Creston Village, Ohio	0.0007596505%
OH425	Cridersville Village, Ohio	0.0045581388%
OH426	Crooksville Village, Ohio	0.0043353934%
OH427	Crosby Township, Ohio	0.0044757516%
OH428	Cross Creek Township, Ohio	0.0061202713%
OH429	Crown City Village, Ohio	0.0005435682%
OH430	Cumberland Village, Ohio	0.0007050617%
OH431	Custar Village, Ohio	0.0000244893%
OH432	Cuyahoga Falls City, Ohio	0.1811685822%
OH433	Cuyahoga Heights Village, Ohio	0.0193798260%
OH434	Cygnets Village, Ohio	0.0002510158%
OH435	Cynthian Township, Ohio	0.0000266218%
OH436	Dallas Township, Ohio	0.0001522662%
OH437	Dalton Village, Ohio	0.0011945985%
OH438	Damascus Township, Ohio	0.0007850761%
OH439	Danbury Township, Ohio	0.0038539475%
OH440	Danville Village, Ohio	0.0021828768%
OH441	Darby Township, Madison County, Ohio	0.0011346056%
OH442	Darby Township, Union County, Ohio	0.0004220559%
OH443	Darbyville Village, Ohio	0.0000242911%
OH444	Darke County, Ohio	0.2651621760%
OH445	Dayton City, Ohio	1.3353086202%
OH446	De Graff Village, Ohio	0.0013067754%

OH447	Decatur Township, Lawrence County, Ohio	0.0001043130%
OH448	Decatur Township, Washington County, Ohio	0.0001169753%
OH449	Deer Park City, Ohio	0.0107468140%
OH450	Deercreek Township, Ohio	0.0004275226%
OH451	Deerfield Township, Portage County, Ohio	0.0008693556%
OH452	Deerfield Township, Ross County, Ohio	0.0015346168%
OH453	Deerfield Township, Warren County, Ohio	0.1151454582%
OH454	Deersville Village, Ohio	0.0000209231%
OH455	Defiance City, Ohio	0.0658767007%
OH456	Defiance County, Ohio	0.1709704524%
OH457	Defiance Township, Ohio	0.0007172505%
OH458	Delaware City, Ohio	0.1151374756%
OH459	Delaware County, Ohio	0.4816174702%
OH460	Delaware Township, Defiance County, Ohio	0.0015007088%
OH461	Delaware Township, Delaware County, Ohio	0.0075064553%
OH462	Delaware Township, Hancock County, Ohio	0.0001335254%
OH463	Delhi Township, Ohio	0.0630446356%
OH464	Dellroy Village, Ohio	0.0002505477%
OH465	Delphos City, Ohio	0.0171051813%
OH466	Delta Village, Ohio	0.0085241620%
OH467	Dennison Village, Ohio	0.0062570335%
OH468	Deshler Village, Ohio	0.0009475056%
OH469	Dexter City Village, Ohio	0.0000689910%
OH470	Dillonvale Village, Ohio	0.0012431801%
OH471	Dinsmore Township, Ohio	0.0004170743%
OH472	Dodson Township, Ohio	0.0105924667%
OH473	Donnelsville Village, Ohio	0.0002721853%
OH474	Dorset Township, Ohio	0.0001174083%
OH475	Dover City, Ohio	0.0416708574%
OH476	Dover Township, Athens County, Ohio	0.0005002505%
OH477	Dover Township, Tuscarawas County, Ohio	0.0000886824%
OH478	Dover Township, Union County, Ohio	0.0005124965%
OH479	Doylestown Village, Ohio	0.0020721837%
OH480	Dresden Village, Ohio	0.0028086586%
OH481	Dublin City, Ohio	0.0949912950%
OH482	Dublin Township, Ohio	0.0004331371%
OH483	Duchouquet Township, Ohio	0.0010861190%
OH484	Dunham Township, Ohio	0.0004344797%
OH485	Dunkirk Village, Ohio	0.0005233559%
OH486	Dupont Village, Ohio	0.0006622696%
OH487	Eagle Township, Brown County, Ohio	0.0090538344%

OH488	Eagle Township, Vinton County, Ohio	0.0002210767%
OH489	East Canton Village, Ohio	0.0024838727%
OH490	East Cleveland City, Ohio	0.0558083674%
OH491	East Liverpool City, Ohio	0.0368861843%
OH492	East Palestine Village, Ohio	0.0165861370%
OH493	East Sparta Village, Ohio	0.0004354199%
OH494	East Union Township, Ohio	0.0003556733%
OH495	Eastlake City, Ohio	0.0700788770%
OH496	Eaton City, Ohio	0.0615604375%
OH497	Eaton Township, Ohio	0.0004480024%
OH498	Eden Township, Licking County, Ohio	0.0004448138%
OH499	Eden Township, Seneca County, Ohio	0.0001102982%
OH500	Eden Township, Wyandot County, Ohio	0.0000944507%
OH501	Edgerton Village, Ohio	0.0042354308%
OH502	Edinburg Township, Ohio	0.0011740363%
OH503	Edison Village, Ohio	0.0001948360%
OH504	Edon Village, Ohio	0.0013908558%
OH505	Eldorado Village, Ohio	0.0003273621%
OH506	Elgin Village, Ohio	0.0000619504%
OH507	Elida Village, Ohio	0.0011181382%
OH508	Elizabeth Township, Lawrence County, Ohio	0.0009562023%
OH509	Elizabeth Township, Miami County, Ohio	0.0000454274%
OH510	Elk Township, Noble County, Ohio	0.0000344955%
OH511	Elk Township, Vinton County, Ohio	0.0002600903%
OH512	Elkrun Township, Ohio	0.0004259682%
OH513	Ellsworth Township, Ohio	0.0001965362%
OH514	Elmore Village, Ohio	0.0016556174%
OH515	Elmwood Place Village, Ohio	0.0045008025%
OH516	Elyria City, Ohio	0.2638149975%
OH517	Elyria Township, Ohio	0.0007693955%
OH518	Empire Village, Ohio	0.0010041070%
OH519	Englewood City, Ohio	0.0628005329%
OH520	Enon Village, Ohio	0.0038378123%
OH521	Erie County, Ohio	0.4532438208%
OH522	Erie Township, Ohio	0.0006045408%
OH523	Euclid City, Ohio	0.0936790366%
OH524	Evendale Village, Ohio	0.0340357530%
OH525	Fairborn City, Ohio	0.1544298717%
OH526	Fairfax Village, Ohio	0.0079411190%
OH527	Fairfield City, Ohio	0.2893759753%
OH528	Fairfield County, Ohio	0.6244843622%
OH529	Fairfield Township, Butler County, Ohio	0.0801075425%
OH530	Fairfield Township, Columbiana County, Ohio	0.0024759402%
OH531	Fairfield Township, Huron County, Ohio	0.0006726173%



OH532	Fairfield Township, Tuscarawas County, Ohio	0.0004138510%
OH533	Fairfield Township, Washington County, Ohio	0.0000501323%
OH534	Fairlawn City, Ohio	0.0675346202%
OH535	Fairport Harbor Village, Ohio	0.0091069372%
OH536	Fairview Park City, Ohio	0.0218966352%
OH537	Fairview Village, Ohio	0.0000924858%
OH538	Falls Township, Hocking County, Ohio	0.0002873384%
OH539	Falls Township, Muskingum County, Ohio	0.0022068032%
OH540	Farmer Township, Ohio	0.0002869002%
OH541	Farmersville Village, Ohio	0.0013667928%
OH542	Farmington Township, Ohio	0.0015345154%
OH543	Fayette County, Ohio	0.2554820842%
OH544	Fayette Township, Ohio	0.0013386832%
OH545	Fayette Village, Ohio	0.0012352086%
OH546	Fayetteville Village, Ohio	0.0029455968%
OH547	Fearing Township, Ohio	0.0004177690%
OH548	Felicity Village, Ohio	0.0030684641%
OH549	Findlay City, Ohio	0.1162163280%
OH550	Fitchville Township, Ohio	0.0003431721%
OH551	Flatrock Township, Ohio	0.0001691974%
OH552	Fletcher Village, Ohio	0.0012151836%
OH553	Florence Township, Erie County, Ohio	0.0013194115%
OH554	Florence Township, Williams County, Ohio	0.0002671700%
OH555	Florida Village, Ohio	0.0015566164%
OH556	Flushing Township, Ohio	0.0005905501%
OH557	Flushing Village, Ohio	0.0004640036%
OH558	Forest Park City, Ohio	0.0861415180%
OH559	Forest Village, Ohio	0.0023324226%
OH560	Fort Jennings Village, Ohio	0.0004221969%
OH561	Fort Loramie Village, Ohio	0.0012778446%
OH562	Fort Recovery Village, Ohio	0.0009926059%
OH563	Fostoria City, Ohio	0.0512205361%
OH564	Fowler Township, Ohio	0.0047569976%
OH565	Frankfort Village, Ohio	0.0079678326%
OH566	Franklin City, Ohio	0.0535002847%
OH567	Franklin County, Ohio	5.7883029997%
OH568	Franklin Township, Adams County, Ohio	0.0010014012%
OH569	Franklin Township, Brown County, Ohio	0.0023874837%
OH570	Franklin Township, Clermont County, Ohio	0.0034132353%
OH571	Franklin Township, Columbiana County, Ohio	0.0006123293%
OH572	Franklin Township, Coshocton County, Ohio	0.0002449208%
OH573	Franklin Township, Darke County, Ohio	0.0004797868%

OH574	Franklin Township, Franklin County, Ohio	0.0440874644%
OH575	Franklin Township, Fulton County, Ohio	0.0000733787%
OH576	Franklin Township, Jackson County, Ohio	0.0003038871%
OH577	Franklin Township, Mercer County, Ohio	0.0012091744%
OH578	Franklin Township, Portage County, Ohio	0.0001990581%
OH579	Franklin Township, Richland County, Ohio	0.0008563765%
OH580	Franklin Township, Shelby County, Ohio	0.0011802315%
OH581	Franklin Township, Tuscarawas County, Ohio	0.0031235899%
OH582	Franklin Township, Warren County, Ohio	0.0035372089%
OH583	Frazesburg Village, Ohio	0.0003209896%
OH584	Fredericksburg Village, Ohio	0.0001198464%
OH585	Fredericktown Village, Ohio	0.0055729507%
OH586	Freedom Township, Portage County, Ohio	0.0004265530%
OH587	Freedom Township, Wood County, Ohio	0.0012305895%
OH588	Freeport Township, Ohio	0.0002576440%
OH589	Freeport Village, Ohio	0.0001049661%
OH590	Fremont City, Ohio	0.0724844646%
OH591	Fulton County, Ohio	0.1830065436%
OH592	Fulton Village, Ohio	0.0001234266%
OH593	Fultonham Village, Ohio	0.0000100309%
OH594	Gahanna City, Ohio	0.0724048588%
OH595	Galena Village, Ohio	0.0001402305%
OH596	Galion City, Ohio	0.0440049221%
OH597	Gallia County, Ohio	0.3272280412%
OH598	Gallipolis Village, Ohio	0.0421733929%
OH599	Gambier Village, Ohio	0.0019348227%
OH600	Gann Village, Ohio	0.0000330739%
OH601	Garfield Heights City, Ohio	0.0512449222%
OH602	Garrettsville Village, Ohio	0.0040959299%
OH603	Gasper Township, Ohio	0.0060234621%
OH604	Gates Mills Village, Ohio	0.0065784730%
OH605	Geauga County, Ohio	0.4034987358%
OH606	Geneva City, Ohio	0.0306905423%
OH607	Geneva Township, Ohio	0.0015497902%
OH608	Geneva-On-The-Lake Village, Ohio	0.0052011898%
OH609	Genoa Township, Ohio	0.0490971668%
OH610	Genoa Village, Ohio	0.0023769444%
OH611	Georgetown Village, Ohio	0.0263243336%
OH612	German Township, Auglaize County, Ohio	0.0003115915%
OH613	German Township, Clark County, Ohio	0.0120986353%
OH614	German Township, Fulton County, Ohio	0.0012718979%
OH615	German Township, Harrison County, Ohio	0.0002671864%
OH616	German Township, Montgomery County, Ohio	0.0069298793%
OH617	Germantown City, Ohio	0.0166173231%
OH618	Gettysburg Village, Ohio	0.0016993673%

OH619	Gibson Township, Ohio	0.0000992606%
OH620	Gibsonburg Village, Ohio	0.0033999699%
OH621	Gilboa Village, Ohio	0.0001572890%
OH622	Gilead Township, Ohio	0.0002952061%
OH623	Girard City, Ohio	0.0699056997%
OH624	Glandorf Village, Ohio	0.0007698884%
OH625	Glendale Village, Ohio	0.0089682038%
OH626	Glenford Village, Ohio	0.0004004647%
OH627	Glenmont Village, Ohio	0.0000756142%
OH628	Glenwillow Village, Ohio	0.0043105790%
OH629	Gloria Glens Park Village, Ohio	0.0002361762%
OH630	Glouster Village, Ohio	0.0025846274%
OH631	Gnadenhutten Village, Ohio	0.0020889623%
OH632	Golf Manor Village, Ohio	0.0149804075%
OH633	Good Hope Township, Ohio	0.0000544952%
OH634	Gordon Village, Ohio	0.0000369067%
OH635	Gorham Township, Ohio	0.0003913532%
OH636	Goshen Township, Auglaize County, Ohio	0.0000178052%
OH637	Goshen Township, Belmont County, Ohio	0.0007592787%
OH638	Goshen Township, Champaign County, Ohio	0.0009305060%
OH639	Goshen Township, Clermont County, Ohio	0.0551461609%
OH640	Goshen Township, Hardin County, Ohio	0.0002665626%
OH641	Goshen Township, Mahoning County, Ohio	0.0098390939%
OH642	Goshen Township, Tuscarawas County, Ohio	0.0000492680%
OH643	Grafton Township, Ohio	0.0022594905%
OH644	Grafton Village, Ohio	0.0066908189%
OH645	Grand Prairie Township, Ohio	0.0006880499%
OH646	Grand Rapids Township, Ohio	0.0003306061%
OH647	Grand Rapids Village, Ohio	0.0005020315%
OH648	Grand River Village, Ohio	0.0044444886%
OH649	Grand Township, Ohio	0.0000371919%
OH650	Grandview Heights City, Ohio	0.0363742583%
OH651	Grandview Township, Ohio	0.0005932320%
OH652	Granger Township, Ohio	0.0028459226%
OH653	Granville Township, Licking County, Ohio	0.0126030583%
OH654	Granville Township, Mercer County, Ohio	0.0015971931%
OH655	Granville Village, Ohio	0.0103882561%
OH656	Gratiot Village, Ohio	0.0002067581%
OH657	Gratis Village, Ohio	0.0064162966%
OH658	Graysville Village, Ohio	0.0000309746%
OH659	Green Camp Township, Ohio	0.0011901403%
OH660	Green Camp Village, Ohio	0.0002045554%
OH661	Green City, Ohio	0.0847580205%

OH662	Green Creek Township, Ohio	0.0006872280%
OH663	Green Springs Village, Ohio	0.0016423298%
OH664	Green Township, Adams County, Ohio	0.0000263527%
OH665	Green Township, Brown County, Ohio	0.0034727036%
OH666	Green Township, Clark County, Ohio	0.0007485095%
OH667	Green Township, Clinton County, Ohio	0.0001561262%
OH668	Green Township, Fayette County, Ohio	0.0001235787%
OH669	Green Township, Gallia County, Ohio	0.0009184428%
OH670	Green Township, Hamilton County, Ohio	0.0953852812%
OH671	Green Township, Harrison County, Ohio	0.0005725423%
OH672	Green Township, Hocking County, Ohio	0.0033142996%
OH673	Green Township, Mahoning County, Ohio	0.0033902496%
OH674	Green Township, Monroe County, Ohio	0.0000062341%
OH675	Green Township, Ross County, Ohio	0.0105357346%
OH676	Green Township, Scioto County, Ohio	0.0218077775%
OH677	Green Township, Shelby County, Ohio	0.0000621174%
OH678	Greene County, Ohio	0.9063855073%
OH679	Greene Township, Ohio	0.0000341003%
OH680	Greenfield Township, Fairfield County, Ohio	0.0084982150%
OH681	Greenfield Township, Huron County, Ohio	0.0011256045%
OH682	Greenfield Village, Ohio	0.0148836578%
OH683	Greenhills Village, Ohio	0.0082250286%
OH684	Greensburg Township, Ohio	0.0001324539%
OH685	Greenville City, Ohio	0.0550893674%
OH686	Greenville Township, Ohio	0.0140737464%
OH687	Greenwich Village, Ohio	0.0017844949%
OH688	Groton Township, Ohio	0.0005921768%
OH689	Grove City, Ohio	0.0733060057%
OH690	Groveport City, Ohio	0.0125549613%
OH691	Grover Hill Village, Ohio	0.0001863854%
OH692	Guernsey County, Ohio	0.2910222727%
OH693	Guilford Township, Ohio	0.0060579183%
OH694	Gustavus Township, Ohio	0.0000511505%
OH695	Guyan Township, Ohio	0.0003561309%
OH696	Hambden Township, Ohio	0.0039432026%
OH697	Hamden Village, Ohio	0.0009493296%
OH698	Hamer Township, Ohio	0.0000451704%
OH699	Hamersville Village, Ohio	0.0007131445%
OH700	Hamilton City, Ohio	0.6764224012%
OH701	Hamilton County, Ohio	5.8561869769%
OH702	Hamilton Township, Franklin County, Ohio	0.0255910434%
OH703	Hamilton Township, Jackson County, Ohio	0.0005248960%
OH704	Hamilton Township, Lawrence County, Ohio	0.0009909733%

OH705	Hamilton Township, Warren County, Ohio	0.0450761424%
OH706	Hamler Village, Ohio	0.0004060738%
OH707	Hancock County, Ohio	0.2855617267%
OH708	Hanging Rock Village, Ohio	0.0019993320%
OH709	Hanover Township, Butler County, Ohio	0.0098235954%
OH710	Hanover Township, Columbiana County, Ohio	0.0013178391%
OH711	Hanover Township, Licking County, Ohio	0.0043184009%
OH712	Hanover Village, Ohio	0.0008062251%
OH713	Hanoverton Village, Ohio	0.0010440744%
OH714	Harbor View Village, Ohio	0.0001526700%
OH715	Hardin County, Ohio	0.2235793641%
OH716	Harding Township, Ohio	0.0000272955%
OH717	Hardy Township, Ohio	0.0013901375%
OH718	Harlan Township, Ohio	0.0030485156%
OH719	Harlem Township, Ohio	0.0049245646%
OH720	Harmony Township, Clark County, Ohio	0.0018916876%
OH721	Harmony Township, Morrow County, Ohio	0.0001180824%
OH722	Harpersfield Township, Ohio	0.0005048559%
OH723	Harpster Village, Ohio	0.0000822938%
OH724	Harris Township, Ohio	0.0004190567%
OH725	Harrisburg Village, Ohio	0.0002978367%
OH726	Harrison City, Ohio	0.0560804997%
OH727	Harrison County, Ohio	0.0770641930%
OH728	Harrison Township, Champaign County, Ohio	0.0001374611%
OH729	Harrison Township, Gallia County, Ohio	0.0002811560%
OH730	Harrison Township, Hamilton County, Ohio	0.0022712769%
OH731	Harrison Township, Henry County, Ohio	0.0000203037%
OH732	Harrison Township, Knox County, Ohio	0.0000165369%
OH733	Harrison Township, Licking County, Ohio	0.0003058095%
OH734	Harrison Township, Logan County, Ohio	0.0000199508%
OH735	Harrison Township, Montgomery County, Ohio	0.0328749640%
OH736	Harrison Township, Muskingum County, Ohio	0.0004112679%
OH737	Harrison Township, Paulding County, Ohio	0.0000657831%
OH738	Harrison Township, Perry County, Ohio	0.0020762554%
OH739	Harrison Township, Pickaway County, Ohio	0.0068306454%
OH740	Harrison Township, Preble County, Ohio	0.0015877060%
OH741	Harrison Township, Scioto County, Ohio	0.0071650064%
OH742	Harrison Township, Van Wert County, Ohio	0.0001858511%
OH743	Harrison Township, Vinton County, Ohio	0.0005201806%

OH744	Harrisville Township, Ohio	0.0067192115%
OH745	Harrisville Village, Ohio	0.0000619645%
OH746	Harrod Village, Ohio	0.0000673593%
OH747	Hartford Township, Licking County, Ohio	0.0007413564%
OH748	Hartford Township, Trumbull County, Ohio	0.0014833648%
OH749	Hartford Village, Ohio	0.0002502078%
OH750	Hartland Township, Ohio	0.0000960882%
OH751	Hartsgrove Township, Ohio	0.0005870417%
OH752	Hartville Village, Ohio	0.0099058031%
OH753	Harveysburg Village, Ohio	0.0012100978%
OH754	Haskins Village, Ohio	0.0008938610%
OH755	Haviland Village, Ohio	0.0000511646%
OH756	Hayesville Village, Ohio	0.0000894727%
OH757	Heath City, Ohio	0.0429986695%
OH758	Hebron Village, Ohio	0.0150402674%
OH759	Helena Village, Ohio	0.0000542548%
OH760	Hemlock Village, Ohio	0.0003549573%
OH761	Henrietta Township, Ohio	0.0004674808%
OH762	Henry County, Ohio	0.1089766836%
OH763	Hicksville Township, Ohio	0.0002096578%
OH764	Hicksville Village, Ohio	0.0077242363%
OH765	Higginsport Village, Ohio	0.0015866304%
OH766	Highland County, Ohio	0.3882850462%
OH767	Highland Heights City, Ohio	0.0224853394%
OH768	Highland Hills Village, Ohio	0.0015764629%
OH769	Highland Township, Defiance County, Ohio	0.0027365866%
OH770	Highland Township, Muskingum County, Ohio	0.0001705257%
OH771	Highland Village, Ohio	0.0000677557%
OH772	Hilliard City, Ohio	0.0500136505%
OH773	Hills and Dales Village, Ohio	0.0006069453%
OH774	Hillsboro City, Ohio	0.0707143136%
OH775	Hinckley Township, Ohio	0.0165323306%
OH776	Hiram Township, Ohio	0.0008287315%
OH777	Hiram Village, Ohio	0.0032539898%
OH778	Hocking County, Ohio	0.2559590488%
OH779	Holgate Village, Ohio	0.0002774838%
OH780	Holiday City Village, Ohio	0.0000613051%
OH781	Holland Village, Ohio	0.0097536077%
OH782	Hollansburg Village, Ohio	0.0003567645%
OH783	Holloway Village, Ohio	0.0002671536%
OH784	Holmes County, Ohio	0.1337033098%
OH785	Holmes Township, Ohio	0.0003480370%
OH786	Holmesville Village, Ohio	0.0000436236%
OH787	Homer Township, Medina County, Ohio	0.0010864103%

OH788	Homer Township, Morgan County, Ohio	0.0001820827%
OH789	Hopedale Village, Ohio	0.0002767288%
OH790	Hopewell Township, Licking County, Ohio	0.0002502078%
OH791	Hopewell Township, Muskingum County, Ohio	0.0007422883%
OH792	Hopewell Township, Perry County, Ohio	0.0012909360%
OH793	Hopewell Township, Seneca County, Ohio	0.0001303525%
OH794	Howard Township, Ohio	0.0000496108%
OH795	Howland Township, Ohio	0.0502639031%
OH796	Hoytville Village, Ohio	0.0002378935%
OH797	Hubbard City, Ohio	0.0289341396%
OH798	Hubbard Township, Ohio	0.0153110532%
OH799	Huber Heights City, Ohio	0.1252489167%
OH800	Hudson City, Ohio	0.0660214283%
OH801	Hunting Valley Village, Ohio	0.0076690112%
OH802	Huntington Township, Brown County, Ohio	0.0072244638%
OH803	Huntington Township, Ross County, Ohio	0.0066106570%
OH804	Huntsburg Township, Ohio	0.0006508198%
OH805	Huntsville Village, Ohio	0.0008479077%
OH806	Huron City, Ohio	0.0302737409%
OH807	Huron County, Ohio	0.3638859630%
OH808	Huron Township, Ohio	0.0007791800%
OH809	Independence City, Ohio	0.0311578609%
OH810	Independence Township, Ohio	0.0000751984%
OH811	Irondale Village, Ohio	0.0001593821%
OH812	Ironton City, Ohio	0.0888572696%
OH813	Island Creek Township, Ohio	0.0026616805%
OH814	Israel Township, Ohio	0.0004746750%
OH815	Ithaca Village, Ohio	0.0003813690%
OH816	Jackson Center Village, Ohio	0.0015263144%
OH817	Jackson City, Ohio	0.0556665988%
OH818	Jackson County, Ohio	0.4838159524%
OH819	Jackson Township, Allen County, Ohio	0.0004227108%
OH820	Jackson Township, Ashland County, Ohio	0.0000162678%
OH821	Jackson Township, Auglaize County, Ohio	0.0003115915%
OH822	Jackson Township, Brown County, Ohio	0.0004961005%
OH823	Jackson Township, Clermont County, Ohio	0.0014652778%
OH824	Jackson Township, Coshocton County, Ohio	0.0005510719%
OH825	Jackson Township, Crawford County, Ohio	0.0000108762%
OH826	Jackson Township, Franklin County, Ohio	0.0661350150%
OH827	Jackson Township, Guernsey County, Ohio	0.0010334405%
OH828	Jackson Township, Hardin County, Ohio	0.0015327348%

OH829	Jackson Township, Highland County, Ohio	0.0000451704%
OH830	Jackson Township, Jackson County, Ohio	0.0001105044%
OH831	Jackson Township, Mahoning County, Ohio	0.0058960862%
OH832	Jackson Township, Monroe County, Ohio	0.0000561065%
OH833	Jackson Township, Montgomery County, Ohio	0.0086323757%
OH834	Jackson Township, Muskingum County, Ohio	0.0011435253%
OH835	Jackson Township, Noble County, Ohio	0.0001207342%
OH836	Jackson Township, Paulding County, Ohio	0.0001534939%
OH837	Jackson Township, Pickaway County, Ohio	0.0001894702%
OH838	Jackson Township, Pike County, Ohio	0.0004309715%
OH839	Jackson Township, Richland County, Ohio	0.0004638706%
OH840	Jackson Township, Sandusky County, Ohio	0.0004340387%
OH841	Jackson Township, Seneca County, Ohio	0.0004311659%
OH842	Jackson Township, Shelby County, Ohio	0.0013665838%
OH843	Jackson Township, Stark County, Ohio	0.1371869620%
OH844	Jackson Township, Union County, Ohio	0.0001416902%
OH845	Jackson Township, Vinton County, Ohio	0.0000910316%
OH846	Jackson Township, Wood County, Ohio	0.0001346914%
OH847	Jackson Township, Wyandot County, Ohio	0.0001214367%
OH848	Jacksonburg Village, Ohio	0.0002870780%
OH849	Jacksonville Village, Ohio	0.0008441727%
OH850	Jamestown Village, Ohio	0.0034877253%
OH851	Jefferson County, Ohio	0.6622324840%
OH852	Jefferson Township, Adams County, Ohio	0.0007642272%
OH853	Jefferson Township, Brown County, Ohio	0.0006821382%
OH854	Jefferson Township, Clinton County, Ohio	0.0014720474%
OH855	Jefferson Township, Coshocton County, Ohio	0.0000612302%
OH856	Jefferson Township, Crawford County, Ohio	0.0004567985%
OH857	Jefferson Township, Fayette County, Ohio	0.0005898074%
OH858	Jefferson Township, Franklin County, Ohio	0.0261561693%
OH859	Jefferson Township, Greene County, Ohio	0.0000619123%
OH860	Jefferson Township, Guernsey County, Ohio	0.0000679895%
OH861	Jefferson Township, Jackson County, Ohio	0.0000828783%
OH862	Jefferson Township, Knox County, Ohio	0.0006284039%
OH863	Jefferson Township, Logan County, Ohio	0.0002493846%



OH864	Jefferson Township, Madison County, Ohio	0.0262668976%
OH865	Jefferson Township, Montgomery County, Ohio	0.0133322246%
OH866	Jefferson Township, Muskingum County, Ohio	0.0005015462%
OH867	Jefferson Township, Noble County, Ohio	0.0000172477%
OH868	Jefferson Township, Preble County, Ohio	0.0008020371%
OH869	Jefferson Township, Richland County, Ohio	0.0017662765%
OH870	Jefferson Township, Ross County, Ohio	0.0009148677%
OH871	Jefferson Township, Scioto County, Ohio	0.0036109358%
OH872	Jefferson Township, Tuscarawas County, Ohio	0.0008079949%
OH873	Jefferson Township, Williams County, Ohio	0.0002200224%
OH874	Jefferson Village, Ohio	0.0039566613%
OH875	Jeffersonville Village, Ohio	0.0000112344%
OH876	Jenera Village, Ohio	0.0001194701%
OH877	Jennings Township, Ohio	0.0002731862%
OH878	Jerome Township, Ohio	0.0044044550%
OH879	Jeromesville Village, Ohio	0.0003085668%
OH880	Jerry City Village, Ohio	0.0003417298%
OH881	Jersey Township, Ohio	0.0017699883%
OH882	Jerusalem Township, Ohio	0.0021563480%
OH883	Jerusalem Village, Ohio	0.0000311703%
OH884	Jewett Village, Ohio	0.0001813051%
OH885	Johnson Township, Ohio	0.0002326265%
OH886	Johnston Township, Ohio	0.0002216522%
OH887	Johnstown Village, Ohio	0.0092206199%
OH888	Junction City Village, Ohio	0.0017212480%
OH889	Kalida Village, Ohio	0.0022682733%
OH890	Kelleys Island Village, Ohio	0.0028777715%
OH891	Kent City, Ohio	0.0513285414%
OH892	Kenton City, Ohio	0.0306658035%
OH893	Kettering City, Ohio	0.3384195127%
OH894	Kettlersville Village, Ohio	0.0000266218%
OH895	Killbuck Township, Ohio	0.0002093931%
OH896	Killbuck Village, Ohio	0.0010702314%
OH897	Kingston Township, Ohio	0.0000164977%
OH898	Kingston Village, Ohio	0.0076824625%
OH899	Kingsville Township, Ohio	0.0011036385%
OH900	Kinsman Township, Ohio	0.0020801208%
OH901	Kipton Village, Ohio	0.0000973918%
OH902	Kirby Village, Ohio	0.0000472254%
OH903	Kirkersville Village, Ohio	0.0005560173%
OH904	Kirkwood Township, Ohio	0.0000140607%
OH905	Kirtland City, Ohio	0.0223930205%

OH906	Kirtland Hills Village, Ohio	0.0096850050%
OH907	Knox County, Ohio	0.3115395206%
OH908	Knox Township, Columbiana County, Ohio	0.0005191487%
OH909	Knox Township, Guernsey County, Ohio	0.0002039685%
OH910	Knox Township, Jefferson County, Ohio	0.0010041070%
OH911	Knox Township, Vinton County, Ohio	0.0001170406%
OH912	La Grange Township, Ohio	0.0042170664%
OH913	La Rue Village, Ohio	0.0006694539%
OH914	Lafayette Township, Ohio	0.0073805047%
OH915	Lafayette Village, Ohio	0.0000886329%
OH916	Lagrange Village, Ohio	0.0054247251%
OH917	Lake County, Ohio	1.2794251773%
OH918	Lake Township, Stark County, Ohio	0.0367336076%
OH919	Lake Township, Wood County, Ohio	0.0141058613%
OH920	Lakeline Village, Ohio	0.0000947652%
OH921	Lakemore Village, Ohio	0.0083562888%
OH922	Lakeview Village, Ohio	0.0008279569%
OH923	Lakewood City, Ohio	0.1008106545%
OH924	Lancaster City, Ohio	0.1565040398%
OH925	Latty Township, Ohio	0.0000877108%
OH926	Latty Village, Ohio	0.0000219277%
OH927	Laura Village, Ohio	0.0001135686%
OH928	Laurel Township, Ohio	0.0001089904%
OH929	Laurelville Village, Ohio	0.0007183460%
OH930	Lawrence County, Ohio	0.5322395718%
OH931	Lawrence Township, Lawrence County, Ohio	0.0093186258%
OH932	Lawrence Township, Stark County, Ohio	0.0140521883%
OH933	Lawrence Township, Tuscarawas County, Ohio	0.0052322595%
OH934	Lawrence Township, Washington County, Ohio	0.0000334215%
OH935	Lebanon City, Ohio	0.0873597515%
OH936	Lebanon Township, Ohio	0.0004736376%
OH937	Lee Township, Athens County, Ohio	0.0005836255%
OH938	Lee Township, Carroll County, Ohio	0.0000980404%
OH939	Lee Township, Monroe County, Ohio	0.0000872768%
OH940	Leesburg Township, Ohio	0.0001989692%
OH941	Leesburg Village, Ohio	0.0054882077%
OH942	Leesville Village, Ohio	0.0000217868%
OH943	Leetonia Village, Ohio	0.0074544436%
OH944	Leipsic Village, Ohio	0.0030629968%
OH945	Lemon Township, Ohio	0.0041524079%
OH946	Lenox Township, Ohio	0.0002582984%
OH947	Leroy Township, Ohio	0.0053731877%
OH948	Letart Township, Ohio	0.0005413001%
OH949	Lewis Township, Ohio	0.0039998104%

OH950	Lewisburg Village, Ohio	0.0132254277%
OH951	Lewisville Village, Ohio	0.0001745536%
OH952	Lexington Township, Ohio	0.0014349065%
OH953	Lexington Village, Ohio	0.0093220146%
OH954	Liberty Center Village, Ohio	0.0002842517%
OH955	Liberty Township, Adams County, Ohio	0.0005534059%
OH956	Liberty Township, Butler County, Ohio	0.1149425287%
OH957	Liberty Township, Clinton County, Ohio	0.0016058699%
OH958	Liberty Township, Crawford County, Ohio	0.0001413900%
OH959	Liberty Township, Darke County, Ohio	0.0010825959%
OH960	Liberty Township, Delaware County, Ohio	0.0646792482%
OH961	Liberty Township, Guernsey County, Ohio	0.0001631748%
OH962	Liberty Township, Hancock County, Ohio	0.0013703927%
OH963	Liberty Township, Hardin County, Ohio	0.0010773571%
OH964	Liberty Township, Henry County, Ohio	0.0006632539%
OH965	Liberty Township, Highland County, Ohio	0.0016487208%
OH966	Liberty Township, Jackson County, Ohio	0.0018785750%
OH967	Liberty Township, Knox County, Ohio	0.0003803498%
OH968	Liberty Township, Licking County, Ohio	0.0000926695%
OH969	Liberty Township, Logan County, Ohio	0.0003591138%
OH970	Liberty Township, Mercer County, Ohio	0.0002526633%
OH971	Liberty Township, Putnam County, Ohio	0.0002235160%
OH972	Liberty Township, Seneca County, Ohio	0.0003409218%
OH973	Liberty Township, Trumbull County, Ohio	0.0688997396%
OH974	Liberty Township, Union County, Ohio	0.0017726349%
OH975	Liberty Township, Wood County, Ohio	0.0002142817%
OH976	Lick Township, Ohio	0.0000552522%
OH977	Licking County, Ohio	0.7119059883%
OH978	Licking Township, Licking County, Ohio	0.0031507646%
OH979	Licking Township, Muskingum County, Ohio	0.0012839582%
OH980	Lima City, Ohio	0.1727455397%
OH981	Limaville Village, Ohio	0.0003869608%
OH982	Lincoln Heights Village, Ohio	0.0083419326%
OH983	Lincoln Township, Ohio	0.0001771237%
OH984	Lindsey Village, Ohio	0.0006510581%
OH985	Linndale Village, Ohio	0.0028091858%
OH986	Lisbon Village, Ohio	0.0009584285%
OH987	Litchfield Township, Ohio	0.0019838797%
OH988	Lithopolis Village, Ohio	0.0014069809%
OH989	Liverpool Township, Columbiana County, Ohio	0.0053112911%
OH990	Liverpool Township, Medina County, Ohio	0.0054202427%
OH991	Lockbourne Village, Ohio	0.0000076368%
OH992	Lockington Village, Ohio	0.0000443696%

OH993	Lockland Village, Ohio	0.0146296956%
OH994	Lodi Township, Ohio	0.0003856097%
OH995	Lodi Village, Ohio	0.0068845348%
OH996	Logan City, Ohio	0.0081742815%
OH997	Logan County, Ohio	0.2671308245%
OH998	Logan Township, Ohio	0.0001602471%
OH999	London City, Ohio	0.0432082694%
OH1000	Londonderry Township, Ohio	0.0001223811%
OH1001	Lorain City, Ohio	0.2833225817%
OH1002	Lorain County, Ohio	1.3357776870%
OH1003	Lordstown Village, Ohio	0.0208012082%
OH1004	Lore City Village, Ohio	0.0001903706%
OH1005	Lostcreek Township, Ohio	0.0008063368%
OH1006	Loudon Township, Carroll County, Ohio	0.0003703748%
OH1007	Loudon Township, Seneca County, Ohio	0.0000802169%
OH1008	Loudonville Village, Ohio	0.0063961356%
OH1009	Louisville City, Ohio	0.0170110645%
OH1010	Loveland City, Ohio	0.0476149868%
OH1011	Lowell Village, Ohio	0.0000835538%
OH1012	Lowellville Village, Ohio	0.0039921417%
OH1013	Lower Salem Village, Ohio	0.0000220891%
OH1014	Lucas County, Ohio	3.1972089435%
OH1015	Lucas Village, Ohio	0.0007671706%
OH1016	Luckey Village, Ohio	0.0005693772%
OH1017	Ludlow Falls Village, Ohio	0.0002558525%
OH1018	Ludlow Township, Ohio	0.0000501323%
OH1019	Lykens Township, Ohio	0.0000217523%
OH1020	Lynchburg Village, Ohio	0.0028908592%
OH1021	Lyndhurst City, Ohio	0.0338761729%
OH1022	Lynn Township, Ohio	0.0000111068%
OH1023	Lyons Village, Ohio	0.0001442518%
OH1024	Macedonia City, Ohio	0.0527014847%
OH1025	Macksburg Village, Ohio	0.0000477742%
OH1026	Mad River Township, Champaign County, Ohio	0.0003806616%
OH1027	Mad River Township, Clark County, Ohio	0.0132962505%
OH1028	Madeira City, Ohio	0.0133187012%
OH1029	Madison County, Ohio	0.2562654482%
OH1030	Madison Township, Butler County, Ohio	0.0065436778%
OH1031	Madison Township, Clark County, Ohio	0.0028035083%
OH1032	Madison Township, Columbiana County, Ohio	0.0001863611%
OH1033	Madison Township, Fayette County, Ohio	0.0003651188%
OH1034	Madison Township, Franklin County, Ohio	0.0648596631%
OH1035	Madison Township, Guernsey County, Ohio	0.0001087832%

OH1036	Madison Township, Hancock County, Ohio	0.0001546084%
OH1037	Madison Township, Highland County, Ohio	0.0000451704%
OH1038	Madison Township, Lake County, Ohio	0.0185550292%
OH1039	Madison Township, Licking County, Ohio	0.0016124501%
OH1040	Madison Township, Muskingum County, Ohio	0.0000200618%
OH1041	Madison Township, Pickaway County, Ohio	0.0005781272%
OH1042	Madison Township, Richland County, Ohio	0.0162443911%
OH1043	Madison Township, Sandusky County, Ohio	0.0010398844%
OH1044	Madison Township, Scioto County, Ohio	0.0090415557%
OH1045	Madison Township, Williams County, Ohio	0.0001650168%
OH1046	Madison Village, Ohio	0.0069557668%
OH1047	Magnetic Springs Village, Ohio	0.0003286007%
OH1048	Magnolia Village, Ohio	0.0039121470%
OH1049	Mahoning County, Ohio	1.6000258367%
OH1050	Maineville Village, Ohio	0.0020362222%
OH1051	Malaga Township, Ohio	0.0000561065%
OH1052	Malinta Village, Ohio	0.0000609111%
OH1053	Malta Village, Ohio	0.0001392397%
OH1054	Malvern Village, Ohio	0.0005882424%
OH1055	Manchester Township, Ohio	0.0013966912%
OH1056	Manchester Village, Ohio	0.0025562084%
OH1057	Mansfield City, Ohio	0.2140405926%
OH1058	Mantua Township, Ohio	0.0000649985%
OH1059	Mantua Village, Ohio	0.0015884020%
OH1060	Maple Heights City, Ohio	0.0395380059%
OH1061	Marble Cliff Village, Ohio	0.0004658471%
OH1062	Marblehead Village, Ohio	0.0019235388%
OH1063	Marengo Village, Ohio	0.0002597814%
OH1064	Margaretta Township, Ohio	0.0078229674%
OH1065	Mariemont Village, Ohio	0.0153812210%
OH1066	Marietta City, Ohio	0.0852917164%
OH1067	Marietta Township, Ohio	0.0002088845%
OH1068	Marion City, Ohio	0.2496505326%
OH1069	Marion County, Ohio	0.3374233828%
OH1070	Marion Township, Allen County, Ohio	0.0001840837%
OH1071	Marion Township, Clinton County, Ohio	0.0020965523%
OH1072	Marion Township, Fayette County, Ohio	0.0007695582%
OH1073	Marion Township, Hardin County, Ohio	0.0006108726%
OH1074	Marion Township, Henry County, Ohio	0.0000947506%
OH1075	Marion Township, Hocking County, Ohio	0.0001634856%
OH1076	Marion Township, Marion County, Ohio	0.0526451142%

OH1077	Marion Township, Mercer County, Ohio	0.0015069562%
OH1078	Marion Township, Pike County, Ohio	0.0001943597%
OH1079	Mark Township, Ohio	0.0001324155%
OH1080	Marlboro Township, Delaware County, Ohio	0.0001979724%
OH1081	Marlboro Township, Stark County, Ohio	0.0048193068%
OH1082	Marseilles Township, Ohio	0.0000067465%
OH1083	Marseilles Village, Ohio	0.0000067465%
OH1084	Marshall Township, Ohio	0.0006323861%
OH1085	Marshallville Village, Ohio	0.0004600557%
OH1086	Martins Ferry City, Ohio	0.0347299689%
OH1087	Martinsburg Village, Ohio	0.0000165369%
OH1088	Martinsville Village, Ohio	0.0006022012%
OH1089	Mary Ann Township, Ohio	0.0009452294%
OH1090	Marysville City, Ohio	0.0386422342%
OH1091	Mason City, Ohio	0.1510527828%
OH1092	Mason Township, Ohio	0.0000347710%
OH1093	Massie Township, Ohio	0.0001279911%
OH1094	Massillon City, Ohio	0.1194930798%
OH1095	Matamoras Village, Ohio	0.0003175044%
OH1096	Maumee City, Ohio	0.0830057490%
OH1097	Mayfield Heights City, Ohio	0.0460098010%
OH1098	Mayfield Village, Ohio	0.0222206201%
OH1099	McArthur Village, Ohio	0.0034201873%
OH1100	McClure Village, Ohio	0.0000744469%
OH1101	McComb Village, Ohio	0.0019536880%
OH1102	McConnelsville Village, Ohio	0.0038344466%
OH1103	McDonald Township, Ohio	0.0004331642%
OH1104	McDonald Village, Ohio	0.0085762358%
OH1105	McGuffey Village, Ohio	0.0000111068%
OH1106	McKean Township, Ohio	0.0016773188%
OH1107	McLean Township, Ohio	0.0000088739%
OH1108	Mead Township, Ohio	0.0016310431%
OH1109	Mecca Township, Ohio	0.0015686157%
OH1110	Mechanicsburg Village, Ohio	0.0059742716%
OH1111	Medina City, Ohio	0.0850942672%
OH1112	Medina County, Ohio	0.7825696764%
OH1113	Medina Township, Ohio	0.0180792844%
OH1114	Meigs County, Ohio	0.1986571471%
OH1115	Meigs Township, Ohio	0.0019764498%
OH1116	Meigsville Township, Ohio	0.0000749752%
OH1117	Melrose Village, Ohio	0.0001123652%
OH1118	Mendon Village, Ohio	0.0000902369%
OH1119	Mentor City, Ohio	0.2495262895%
OH1120	Mentor-On-The-Lake City, Ohio	0.0195974466%
OH1121	Mercer County, Ohio	0.1655486085%
OH1122	Mesopotamia Township, Ohio	0.0029496795%

OH1123	Metamora Village, Ohio	0.0001589872%
OH1124	Meyers Lake Village, Ohio	0.0015027860%
OH1125	Miami County, Ohio	0.5778482109%
OH1126	Miami Township, Clermont County, Ohio	0.2187745945%
OH1127	Miami Township, Greene County, Ohio	0.0056649739%
OH1128	Miami Township, Hamilton County, Ohio	0.0222368033%
OH1129	Miami Township, Logan County, Ohio	0.0002394092%
OH1130	Miami Township, Montgomery County, Ohio	0.1354683508%
OH1131	Miamisburg City, Ohio	0.1660413479%
OH1132	Middle Point Village, Ohio	0.0010159860%
OH1133	Middleburg Heights City, Ohio	0.0377244809%
OH1134	Middlebury Township, Ohio	0.0002811281%
OH1135	Middlefield Village, Ohio	0.0110639374%
OH1136	Middleport Village, Ohio	0.0066985891%
OH1137	Middleton Township, Columbiana County, Ohio	0.0013311506%
OH1138	Middleton Township, Wood County, Ohio	0.0032264709%
OH1139	Middletown City, Ohio	0.5826547123%
OH1140	Midland Village, Ohio	0.0000223037%
OH1141	Midvale Village, Ohio	0.0004926798%
OH1142	Midway Village, Ohio	0.0006778443%
OH1143	Mifflin Township, Ashland County, Ohio	0.0003416231%
OH1144	Mifflin Township, Franklin County, Ohio	0.0915733216%
OH1145	Mifflin Township, Pike County, Ohio	0.0001267563%
OH1146	Mifflin Township, Richland County, Ohio	0.0080552911%
OH1147	Mifflin Township, Wyandot County, Ohio	0.0001214367%
OH1148	Mifflin Village, Ohio	0.0001545438%
OH1149	Milan Township, Ohio	0.0020258680%
OH1150	Milan Village, Ohio	0.0040820332%
OH1151	Milford Center Village, Ohio	0.0000633084%
OH1152	Milford City, Ohio	0.0751522099%
OH1153	Milford Township, Butler County, Ohio	0.0015672512%
OH1154	Milford Township, Defiance County, Ohio	0.0002979348%
OH1155	Mill Creek Township, Coshocton County, Ohio	0.0000229613%
OH1156	Mill Creek Township, Williams County, Ohio	0.0000628635%
OH1157	Mill Township, Ohio	0.0121593375%
OH1158	Millbury Village, Ohio	0.0009905091%
OH1159	Millcreek Township, Ohio	0.0000180881%
OH1160	Milledgeville Village, Ohio	0.0000257235%
OH1161	Miller City Village, Ohio	0.0000248351%
OH1162	Miller Township, Ohio	0.0008599212%
OH1163	Millersburg Village, Ohio	0.0018263731%
OH1164	Millersport Village, Ohio	0.0058664571%
OH1165	Millville Village, Ohio	0.0076100550%

OH1166	Millwood Township, Ohio	0.0000543916%
OH1167	Milton Center Village, Ohio	0.0000061223%
OH1168	Milton Township, Ashland County, Ohio	0.0000162678%
OH1169	Milton Township, Mahoning County, Ohio	0.0048642711%
OH1170	Miltonsburg Village, Ohio	0.0000172975%
OH1171	Mineral City Village, Ohio	0.0026506173%
OH1172	Minerva Park Village, Ohio	0.0030776456%
OH1173	Minerva Village, Ohio	0.0118214870%
OH1174	Mingo Junction Village, Ohio	0.0074909571%
OH1175	Minster Village, Ohio	0.0056442578%
OH1176	Mississinawa Township, Ohio	0.0003444623%
OH1177	Mogadore Village, Ohio	0.0107618198%
OH1178	Monclova Township, Ohio	0.0108181339%
OH1179	Monday Creek Township, Ohio	0.0000430312%
OH1180	Monroe City, Ohio	0.1198391105%
OH1181	Monroe County, Ohio	0.0768222745%
OH1182	Monroe Township, Adams County, Ohio	0.0016865705%
OH1183	Monroe Township, Allen County, Ohio	0.0002727166%
OH1184	Monroe Township, Carroll County, Ohio	0.0010130841%
OH1185	Monroe Township, Clermont County, Ohio	0.0034821896%
OH1186	Monroe Township, Darke County, Ohio	0.0006151113%
OH1187	Monroe Township, Guernsey County, Ohio	0.0001903706%
OH1188	Monroe Township, Harrison County, Ohio	0.0003530677%
OH1189	Monroe Township, Knox County, Ohio	0.0021828768%
OH1190	Monroe Township, Licking County, Ohio	0.0160503654%
OH1191	Monroe Township, Logan County, Ohio	0.0001895323%
OH1192	Monroe Township, Muskingum County, Ohio	0.0001203711%
OH1193	Monroe Township, Perry County, Ohio	0.0000753046%
OH1194	Monroe Township, Pickaway County, Ohio	0.0003740823%
OH1195	Monroe Township, Preble County, Ohio	0.0020296448%
OH1196	Monroe Township, Putnam County, Ohio	0.0007698884%
OH1197	Monroe Township, Richland County, Ohio	0.0011596765%
OH1198	Monroeville Village, Ohio	0.0057515643%
OH1199	Monterey Township, Ohio	0.0001158972%
OH1200	Montezuma Village, Ohio	0.0003248528%
OH1201	Montgomery City, Ohio	0.0491831661%
OH1202	Montgomery County, Ohio	5.1644746001%
OH1203	Montgomery Township, Marion County, Ohio	0.0007252418%
OH1204	Montgomery Township, Wood County, Ohio	0.0011448768%
OH1205	Montpelier Village, Ohio	0.0054141221%



OH1206	Montville Township, Geauga County, Ohio	0.0005742528%
OH1207	Montville Township, Medina County, Ohio	0.0202875314%
OH1208	Moorefield Township, Ohio	0.0090773788%
OH1209	Moraine City, Ohio	0.0890573422%
OH1210	Moreland Hills Village, Ohio	0.0034611065%
OH1211	Morgan County, Ohio	0.0873568346%
OH1212	Morgan Township, Ashtabula County, Ohio	0.0013032327%
OH1213	Morgan Township, Butler County, Ohio	0.0060266465%
OH1214	Morgan Township, Gallia County, Ohio	0.0004498495%
OH1215	Morgan Township, Knox County, Ohio	0.0013394926%
OH1216	Morgan Township, Scioto County, Ohio	0.0014216283%
OH1217	Morral Village, Ohio	0.0008926053%
OH1218	Morris Township, Ohio	0.0000330739%
OH1219	Morristown Village, Ohio	0.0004780643%
OH1220	Morrow County, Ohio	0.2192732037%
OH1221	Morrow Village, Ohio	0.0015475289%
OH1222	Moscow Village, Ohio	0.0010343137%
OH1223	Moulton Township, Ohio	0.0002403706%
OH1224	Mount Blanchard Village, Ohio	0.0000632489%
OH1225	Mount Cory Village, Ohio	0.0001194701%
OH1226	Mount Eaton Village, Ohio	0.0003286112%
OH1227	Mount Gilead Village, Ohio	0.0047705309%
OH1228	Mount Healthy City, Ohio	0.0150472097%
OH1229	Mount Orab Village, Ohio	0.0858253892%
OH1230	Mount Pleasant Township, Ohio	0.0009562924%
OH1231	Mount Pleasant Village, Ohio	0.0001593821%
OH1232	Mount Sterling Village, Ohio	0.0092167280%
OH1233	Mount Vernon City, Ohio	0.0916146794%
OH1234	Mount Victory Village, Ohio	0.0003726928%
OH1235	Mowrystown Village, Ohio	0.0099826658%
OH1236	Munroe Falls City, Ohio	0.0144765234%
OH1237	Munson Township, Ohio	0.0126431327%
OH1238	Murray City Village, Ohio	0.0003666041%
OH1239	Muskingum County, Ohio	0.5186890264%
OH1240	Muskingum Township, Ohio	0.0034591272%
OH1241	Mutual Village, Ohio	0.0000512624%
OH1242	Napoleon City, Ohio	0.0200262083%
OH1243	Napoleon Township, Ohio	0.0008595230%
OH1244	Nashville Village, Ohio	0.0001163295%
OH1245	Navarre Village, Ohio	0.0045125337%
OH1246	Nellie Village, Ohio	0.0000766034%
OH1247	Nelsonville City, Ohio	0.0153618582%
OH1248	Nevada Village, Ohio	0.0000539719%
OH1249	Neville Village, Ohio	0.0000172386%

OH1250	New Albany City, Ohio	0.0355984449%
OH1251	New Alexandria Village, Ohio	0.0001593821%
OH1252	New Athens Village, Ohio	0.0001049661%
OH1253	New Bavaria Village, Ohio	0.0001925555%
OH1254	New Bloomington Village, Ohio	0.0006286558%
OH1255	New Boston Village, Ohio	0.0217793450%
OH1256	New Bremen Village, Ohio	0.0076829566%
OH1257	New Carlisle City, Ohio	0.0121258538%
OH1258	New Concord Village, Ohio	0.0073426360%
OH1259	New Franklin City, Ohio	0.0293867642%
OH1260	New Haven Township, Ohio	0.0016334992%
OH1261	New Holland Village, Ohio	0.0001903085%
OH1262	New Jasper Township, Ohio	0.0016406755%
OH1263	New Knoxville Village, Ohio	0.0011840478%
OH1264	New Lebanon Village, Ohio	0.0058388430%
OH1265	New Lexington Village, Ohio	0.0129954223%
OH1266	New London Township, Ohio	0.0002882646%
OH1267	New London Village, Ohio	0.0030473682%
OH1268	New Madison Village, Ohio	0.0016608005%
OH1269	New Market Township, Ohio	0.0002484374%
OH1270	New Miami Village, Ohio	0.0024074272%
OH1271	New Middletown Village, Ohio	0.0007615778%
OH1272	New Paris Village, Ohio	0.0016204423%
OH1273	New Philadelphia City, Ohio	0.0774788253%
OH1274	New Richmond Village, Ohio	0.0330808011%
OH1275	New Riegel Village, Ohio	0.0002406507%
OH1276	New Russia Township, Ohio	0.0008375698%
OH1277	New Straitsville Village, Ohio	0.0021300444%
OH1278	New Vienna Village, Ohio	0.0009144537%
OH1279	New Washington Village, Ohio	0.0012290055%
OH1280	New Waterford Village, Ohio	0.0048586998%
OH1281	New Weston Village, Ohio	0.0000861156%
OH1282	Newark City, Ohio	0.1777772576%
OH1283	Newark Township, Ohio	0.0018255901%
OH1284	Newberry Township, Ohio	0.0019874499%
OH1285	Newburgh Heights Village, Ohio	0.0042789708%
OH1286	Newbury Township, Ohio	0.0027755552%
OH1287	Newcomerstown Village, Ohio	0.0076759513%
OH1288	Newton Falls Village, Ohio	0.0365044154%
OH1289	Newton Township, Licking County, Ohio	0.0011027676%
OH1290	Newton Township, Muskingum County, Ohio	0.0020262466%
OH1291	Newton Township, Pike County, Ohio	0.0002281614%
OH1292	Newton Township, Trumbull County, Ohio	0.0026939270%
OH1293	Newtonsville Village, Ohio	0.0005516340%
OH1294	Newtown Village, Ohio	0.0057282940%

OH1295	Ney Village, Ohio	0.0000662077%
OH1296	Nile Township, Ohio	0.0052315920%
OH1297	Niles City, Ohio	0.1643806952%
OH1298	Nimishillen Township, Ohio	0.0122610291%
OH1299	Noble County, Ohio	0.0987433126%
OH1300	Noble Township, Auglaize County, Ohio	0.0000089026%
OH1301	Noble Township, Defiance County, Ohio	0.0003420733%
OH1302	Noble Township, Noble County, Ohio	0.0008278915%
OH1303	North Baltimore Village, Ohio	0.0034529973%
OH1304	North Bend Village, Ohio	0.0025608089%
OH1305	North Bloomfield Township, Ohio	0.0004132886%
OH1306	North Canton City, Ohio	0.0524878920%
OH1307	North College Hill City, Ohio	0.0194144077%
OH1308	North Fairfield Village, Ohio	0.0000686344%
OH1309	North Hampton Village, Ohio	0.0018236413%
OH1310	North Kingsville Village, Ohio	0.0058586766%
OH1311	North Lewisburg Village, Ohio	0.0040569220%
OH1312	North Olmsted City, Ohio	0.0399884238%
OH1313	North Perry Village, Ohio	0.0021416939%
OH1314	North Randall Village, Ohio	0.0010272691%
OH1315	North Ridgeville City, Ohio	0.1099748579%
OH1316	North Robinson Village, Ohio	0.0000652569%
OH1317	North Royalton City, Ohio	0.0490362937%
OH1318	North Star Village, Ohio	0.0006041028%
OH1319	North Township, Ohio	0.0006202542%
OH1320	Northfield Center Township, Ohio	0.0055419447%
OH1321	Northfield Village, Ohio	0.0204907382%
OH1322	Northwest Township, Ohio	0.0003378915%
OH1323	Northwood City, Ohio	0.0154037964%
OH1324	Norton City, Ohio	0.0374368018%
OH1325	Norwalk City, Ohio	0.0671930963%
OH1326	Norwalk Township, Ohio	0.0009746088%
OH1327	Norwich Township, Franklin County, Ohio	0.0881825657%
OH1328	Norwich Township, Huron County, Ohio	0.0005490754%
OH1329	Norwich Village, Ohio	0.0000776491%
OH1330	Norwood City, Ohio	0.1133550899%
OH1331	Nottingham Township, Ohio	0.0002290169%
OH1332	Oak Harbor Village, Ohio	0.0043210926%
OH1333	Oak Hill Village, Ohio	0.0009945397%
OH1334	Oakwood City, Ohio	0.0665292396%
OH1335	Oakwood Village, Cuyahoga County, Ohio	0.0160412015%
OH1336	Oakwood Village, Paulding County, Ohio	0.0006103209%
OH1337	Oberlin City, Ohio	0.0523286319%
OH1338	Obetz Village, Ohio	0.0012677151%
OH1339	Octa Village, Ohio	0.0000132032%
OH1340	Ohio City Village, Ohio	0.0013381279%

OH1341	Ohio Township, Clermont County, Ohio	0.0024995915%
OH1342	Ohio Township, Monroe County, Ohio	0.0002805325%
OH1343	Old Washington Village, Ohio	0.0016589439%
OH1344	Olive Township, Meigs County, Ohio	0.0005413001%
OH1345	Olive Township, Noble County, Ohio	0.0002069729%
OH1346	Olmsted Falls City, Ohio	0.0116318466%
OH1347	Olmsted Township, Ohio	0.0148163807%
OH1348	Ontario City, Ohio	0.0192773910%
OH1349	Orange Township, Ashland County, Ohio	0.0004880329%
OH1350	Orange Township, Carroll County, Ohio	0.0003703748%
OH1351	Orange Township, Delaware County, Ohio	0.0531556020%
OH1352	Orange Township, Meigs County, Ohio	0.0003383126%
OH1353	Orange Township, Shelby County, Ohio	0.0011891054%
OH1354	Orange Village, Ohio	0.0100237754%
OH1355	Orangeville Village, Ohio	0.0005285553%
OH1356	Oregon City, Ohio	0.0936692081%
OH1357	Orrville City, Ohio	0.0089614214%
OH1358	Orwell Township, Ohio	0.0004813742%
OH1359	Orwell Village, Ohio	0.0054712290%
OH1360	Osgood Village, Ohio	0.0000984178%
OH1361	Osnaburg Township, Ohio	0.0017515756%
OH1362	Ostrander Village, Ohio	0.0001237328%
OH1363	Ottawa County, Ohio	0.2393019717%
OH1364	Ottawa Hills Village, Ohio	0.0134021121%
OH1365	Ottawa Village, Ohio	0.0047352274%
OH1366	Ottoville Village, Ohio	0.0010927448%
OH1367	Otway Village, Ohio	0.0001137303%
OH1368	Owensville Village, Ohio	0.0008791667%
OH1369	Oxford City, Ohio	0.0794612533%
OH1370	Oxford Township, Butler County, Ohio	0.1101599888%
OH1371	Oxford Township, Coshocton County, Ohio	0.0002143057%
OH1372	Oxford Township, Guernsey County, Ohio	0.0001223811%
OH1373	Oxford Township, Tuscarawas County, Ohio	0.0000788288%
OH1374	Painesville City, Ohio	0.0828627046%
OH1375	Painesville Township, Ohio	0.0334236916%
OH1376	Paint Township, Fayette County, Ohio	0.0000280861%
OH1377	Paint Township, Highland County, Ohio	0.0002710226%
OH1378	Paint Township, Holmes County, Ohio	0.0004187862%
OH1379	Paint Township, Madison County, Ohio	0.0000155425%
OH1380	Paint Township, Ross County, Ohio	0.0003836542%
OH1381	Paint Township, Wayne County, Ohio	0.0001894347%
OH1382	Palestine Village, Ohio	0.0005121741%
OH1383	Palmer Township, Ohio	0.0000584877%
OH1384	Palmyra Township, Ohio	0.0008124819%
OH1385	Pandora Village, Ohio	0.0009188990%

OH1386	Paris Township, Portage County, Ohio	0.0001503091%
OH1387	Paris Township, Stark County, Ohio	0.0010390703%
OH1388	Parkman Township, Ohio	0.0008613792%
OH1389	Parma City, Ohio	0.1543116176%
OH1390	Parma Heights City, Ohio	0.0326118418%
OH1391	Parral Village, Ohio	0.0000098536%
OH1392	Pataskala City, Ohio	0.0174033408%
OH1393	Patterson Village, Ohio	0.0000841761%
OH1394	Paulding County, Ohio	0.0839721160%
OH1395	Paulding Township, Ohio	0.0001534939%
OH1396	Paulding Village, Ohio	0.0016847781%
OH1397	Paxton Township, Ohio	0.0010329152%
OH1398	Payne Village, Ohio	0.0005664655%
OH1399	Pease Township, Ohio	0.0005202465%
OH1400	Pebble Township, Ohio	0.0003464673%
OH1401	Pee Pee Township, Ohio	0.0015041749%
OH1402	Peebles Village, Ohio	0.0067989872%
OH1403	Pemberville Village, Ohio	0.0012856905%
OH1404	Peninsula Village, Ohio	0.0050407601%
OH1405	Penn Township, Ohio	0.0001392397%
OH1406	Pepper Pike City, Ohio	0.0193758750%
OH1407	Perkins Township, Ohio	0.0512077107%
OH1408	Perry County, Ohio	0.2380485965%
OH1409	Perry Township, Allen County, Ohio	0.0045543679%
OH1410	Perry Township, Brown County, Ohio	0.0143559087%
OH1411	Perry Township, Columbiana County, Ohio	0.0048853229%
OH1412	Perry Township, Fayette County, Ohio	0.0003538844%
OH1413	Perry Township, Franklin County, Ohio	0.0091642053%
OH1414	Perry Township, Lake County, Ohio	0.0025586608%
OH1415	Perry Township, Lawrence County, Ohio	0.0009214313%
OH1416	Perry Township, Licking County, Ohio	0.0016309840%
OH1417	Perry Township, Logan County, Ohio	0.0026933538%
OH1418	Perry Township, Monroe County, Ohio	0.0000872768%
OH1419	Perry Township, Muskingum County, Ohio	0.0027986277%
OH1420	Perry Township, Pickaway County, Ohio	0.0000291493%
OH1421	Perry Township, Pike County, Ohio	0.0001267563%
OH1422	Perry Township, Putnam County, Ohio	0.0000082784%
OH1423	Perry Township, Richland County, Ohio	0.0004103471%
OH1424	Perry Township, Stark County, Ohio	0.0537347763%
OH1425	Perry Township, Wood County, Ohio	0.0001040797%
OH1426	Perry Village, Ohio	0.0054300469%
OH1427	Perrysburg City, Ohio	0.0576846462%
OH1428	Perrysburg Township, Ohio	0.0342177338%
OH1429	Perrysville Village, Ohio	0.0008459238%
OH1430	Peru Township, Huron County, Ohio	0.0000274538%
OH1431	Peru Township, Morrow County, Ohio	0.0000708495%

OH1432	Phillipsburg Village, Ohio	0.0041962937%
OH1433	Philo Village, Ohio	0.0010532470%
OH1434	Pickaway County, Ohio	0.0934088328%
OH1435	Pickaway Township, Ohio	0.0005441197%
OH1436	Pickerington City, Ohio	0.0350194279%
OH1437	Pierce Township, Ohio	0.0721778605%
OH1438	Pierpont Township, Ohio	0.0011858243%
OH1439	Pike County, Ohio	0.3072066041%
OH1440	Pike Township, Brown County, Ohio	0.0024184900%
OH1441	Pike Township, Clark County, Ohio	0.0026810249%
OH1442	Pike Township, Perry County, Ohio	0.0022268646%
OH1443	Pike Township, Stark County, Ohio	0.0021276201%
OH1444	Piketon Village, Ohio	0.0023999196%
OH1445	Pioneer Village, Ohio	0.0028760068%
OH1446	Piqua City, Ohio	0.0869480927%
OH1447	Pittsburg Village, Ohio	0.0005659024%
OH1448	Pitt Township, Ohio	0.0002833522%
OH1449	Plain City Village, Ohio	0.0102501421%
OH1450	Plain Township, Franklin County, Ohio	0.0388485937%
OH1451	Plain Township, Stark County, Ohio	0.0464019090%
OH1452	Plain Township, Wayne County, Ohio	0.0002976831%
OH1453	Plain Township, Wood County, Ohio	0.0002693828%
OH1454	Plainfield Village, Ohio	0.0000153076%
OH1455	Pleasant City Village, Ohio	0.0008654831%
OH1456	Pleasant Hill Village, Ohio	0.0002839214%
OH1457	Pleasant Plain Village, Ohio	0.0000116356%
OH1458	Pleasant Township, Brown County, Ohio	0.0012092450%
OH1459	Pleasant Township, Clark County, Ohio	0.0032390047%
OH1460	Pleasant Township, Fairfield County, Ohio	0.0068849393%
OH1461	Pleasant Township, Franklin County, Ohio	0.0137844922%
OH1462	Pleasant Township, Hancock County, Ohio	0.0002811062%
OH1463	Pleasant Township, Henry County, Ohio	0.0002233406%
OH1464	Pleasant Township, Knox County, Ohio	0.0045641970%
OH1465	Pleasant Township, Marion County, Ohio	0.0096326984%
OH1466	Pleasant Township, Perry County, Ohio	0.0001828826%
OH1467	Pleasant Township, Seneca County, Ohio	0.0003208676%
OH1468	Pleasant Township, Van Wert County, Ohio	0.0002849717%
OH1469	Pleasantville Village, Ohio	0.0000570350%
OH1470	Plymouth Township, Ohio	0.0017493844%
OH1471	Plymouth Village, Ohio	0.0065060016%
OH1472	Poland Township, Ohio	0.0148262002%
OH1473	Poland Village, Ohio	0.0061663235%
OH1474	Polk Township, Ohio	0.0010767393%
OH1475	Polk Village, Ohio	0.0000406694%
OH1476	Pomeroy Village, Ohio	0.0093881741%
OH1477	Port Clinton City, Ohio	0.0145364578%

OH1478	Port Jefferson Village, Ohio	0.0003105872%
OH1479	Port Washington Village, Ohio	0.0003251687%
OH1480	Port William Village, Ohio	0.0010928837%
OH1481	Portage County, Ohio	0.9187057360%
OH1482	Portage Township, Hancock County, Ohio	0.0001686637%
OH1483	Portage Township, Ottawa County, Ohio	0.0000480885%
OH1484	Portage Township, Wood County, Ohio	0.0001408137%
OH1485	Portage Village, Ohio	0.0016040519%
OH1486	Porter Township, Delaware County, Ohio	0.0036954857%
OH1487	Porter Township, Scioto County, Ohio	0.0395496982%
OH1488	Portsmouth City, Ohio	0.2233662325%
OH1489	Potsdam Village, Ohio	0.0000227137%
OH1490	Powell City, Ohio	0.0184361841%
OH1491	Powhatan Point Village, Ohio	0.0016591645%
OH1492	Prairie Township, Franklin County, Ohio	0.0344574120%
OH1493	Prairie Township, Holmes County, Ohio	0.0003867956%
OH1494	Preble County, Ohio	0.3067055248%
OH1495	Proctorville Village, Ohio	0.0018254771%
OH1496	Prospect Village, Ohio	0.0011157566%
OH1497	Providence Township, Ohio	0.0026476678%
OH1498	Pulaski Township, Ohio	0.0002907439%
OH1499	Pultney Township, Ohio	0.0018560145%
OH1500	Pusheta Township, Ohio	0.0002670784%
OH1501	Put In Bay Township, Ohio	0.0034623699%
OH1502	Put-In-Bay Village, Ohio	0.0040050827%
OH1503	Putnam County, Ohio	0.1372967601%
OH1504	Quaker City Village, Ohio	0.0004351328%
OH1505	Quincy Village, Ohio	0.0003391631%
OH1506	Raccoon Township, Ohio	0.0003561309%
OH1507	Racine Village, Ohio	0.0010826003%
OH1508	Radnor Township, Ohio	0.0001814747%
OH1509	Randolph Township, Ohio	0.0013730943%
OH1510	Range Township, Ohio	0.0007149570%
OH1511	Rarden Township, Ohio	0.0020471447%
OH1512	Rarden Village, Ohio	0.0005117862%
OH1513	Ravenna City, Ohio	0.0218557620%
OH1514	Ravenna Township, Ohio	0.0059636168%
OH1515	Rawson Village, Ohio	0.0001405531%
OH1516	Rayland Village, Ohio	0.0003984552%
OH1517	Reading City, Ohio	0.0457344992%
OH1518	Reading Township, Ohio	0.0019364040%
OH1519	Recovery Township, Ohio	0.0000812132%
OH1520	Reily Township, Ohio	0.0012764211%
OH1521	Reminderville Village, Ohio	0.0151415568%
OH1522	Rendville Village, Ohio	0.0001828826%
OH1523	Republic Village, Ohio	0.0011130095%

OH1524	Reynoldsburg City, Ohio	0.0697130845%
OH1525	Rice Township, Ohio	0.0003978688%
OH1526	Richfield Township, Henry County, Ohio	0.0023349246%
OH1527	Richfield Township, Lucas County, Ohio	0.0047039321%
OH1528	Richfield Township, Summit County, Ohio	0.0095996121%
OH1529	Richfield Village, Ohio	0.0399887454%
OH1530	Richland County, Ohio	0.7455113947%
OH1531	Richland Township, Allen County, Ohio	0.0002999883%
OH1532	Richland Township, Belmont County, Ohio	0.0026715361%
OH1533	Richland Township, Clinton County, Ohio	0.0005798975%
OH1534	Richland Township, Darke County, Ohio	0.0002952534%
OH1535	Richland Township, Fairfield County, Ohio	0.0003503579%
OH1536	Richland Township, Holmes County, Ohio	0.0001483201%
OH1537	Richland Township, Wyandot County, Ohio	0.0001079437%
OH1538	Richmond Heights City, Ohio	0.0218650269%
OH1539	Richmond Township, Ashtabula County, Ohio	0.0003170025%
OH1540	Richmond Township, Huron County, Ohio	0.0015099572%
OH1541	Richmond Village, Ohio	0.0007609773%
OH1542	Richwood Village, Ohio	0.0014048433%
OH1543	Ridgefield Township, Ohio	0.0003431721%
OH1544	Ridgeville Township, Ohio	0.0002165727%
OH1545	Ridgeway Village, Ohio	0.0003864298%
OH1546	Riley Township, Ohio	0.0007202182%
OH1547	Rio Grande Village, Ohio	0.0014432672%
OH1548	Ripley Township, Holmes County, Ohio	0.0000348988%
OH1549	Ripley Township, Huron County, Ohio	0.0000137269%
OH1550	Ripley Village, Ohio	0.0111932679%
OH1551	Risingsun Village, Ohio	0.0004530528%
OH1552	Rittman City, Ohio	0.0059649971%
OH1553	Riverlea Village, Ohio	0.0001680104%
OH1554	Riverside City, Ohio	0.0817797700%
OH1555	Roaming Shores Village, Ohio	0.0034987688%
OH1556	Rochester Township, Ohio	0.0013537465%
OH1557	Rochester Village, Ohio	0.0000194784%
OH1558	Rock Creek Village, Ohio	0.0002113350%
OH1559	Rockford Village, Ohio	0.0018408327%
OH1560	Rocky Ridge Village, Ohio	0.0002129632%
OH1561	Rocky River City, Ohio	0.0503638414%
OH1562	Rogers Village, Ohio	0.0005457718%
OH1563	Rome Township, Ashtabula County, Ohio	0.0014206410%



OH1564	Rome Township, Athens County, Ohio	0.0002813909%
OH1565	Rome Township, Lawrence County, Ohio	0.0010605153%
OH1566	Rome Village, Ohio	0.0002586036%
OH1567	Rootstown Township, Ohio	0.0026527533%
OH1568	Rose Township, Ohio	0.0004793086%
OH1569	Roseville Village, Ohio	0.0016522526%
OH1570	Ross County, Ohio	1.0109583321%
OH1571	Ross Township, Butler County, Ohio	0.0261747113%
OH1572	Ross Township, Greene County, Ohio	0.0002579678%
OH1573	Ross Township, Jefferson County, Ohio	0.0004940844%
OH1574	Rossburg Village, Ohio	0.0000984178%
OH1575	Rossford City, Ohio	0.0126977241%
OH1576	Roswell Village, Ohio	0.0002759007%
OH1577	Roundhead Township, Ohio	0.0002332423%
OH1578	Royalton Township, Ohio	0.0009661532%
OH1579	Rumley Township, Ohio	0.0006297965%
OH1580	Rush Creek Township, Ohio	0.0026562014%
OH1581	Rush Township, Scioto County, Ohio	0.0047482384%
OH1582	Rush Township, Tuscarawas County, Ohio	0.0000689752%
OH1583	Rushcreek Township, Ohio	0.0004189662%
OH1584	Rushsylvania Village, Ohio	0.0000099754%
OH1585	Rushville Village, Ohio	0.0000244436%
OH1586	Russell Township, Ohio	0.0185770784%
OH1587	Russells Point Village, Ohio	0.0022943385%
OH1588	Russellville Village, Ohio	0.0057671685%
OH1589	Russia Village, Ohio	0.0003460829%
OH1590	Rutland Village, Ohio	0.0004567220%
OH1591	Sabina Village, Ohio	0.0072933257%
OH1592	Sagamore Hills Township, Ohio	0.0226207726%
OH1593	Salem City, Ohio	0.0383095249%
OH1594	Salem Township, Auglaize County, Ohio	0.0001157340%
OH1595	Salem Township, Champaign County, Ohio	0.0003806616%
OH1596	Salem Township, Columbiana County, Ohio	0.0009051824%
OH1597	Salem Township, Muskingum County, Ohio	0.0003912060%
OH1598	Salem Township, Ottawa County, Ohio	0.0007213271%
OH1599	Salem Township, Shelby County, Ohio	0.0010648705%
OH1600	Salem Township, Tuscarawas County, Ohio	0.0026407637%
OH1601	Salem Township, Warren County, Ohio	0.0074583911%
OH1602	Salem Township, Washington County, Ohio	0.0005013228%
OH1603	Salesville Village, Ohio	0.0000679895%
OH1604	Salineville Village, Ohio	0.0034609917%
OH1605	Salisbury Township, Ohio	0.0003552282%

OH1606	Salt Creek Township, Hocking County, Ohio	0.0001833021%
OH1607	Salt Creek Township, Holmes County, Ohio	0.0000465318%
OH1608	Salt Creek Township, Wayne County, Ohio	0.0001391765%
OH1609	Salt Lick Township, Ohio	0.0000430312%
OH1610	Salt Rock Township, Ohio	0.0007066458%
OH1611	Saltcreek Township, Ohio	0.0003935151%
OH1612	Sandusky City, Ohio	0.1261336610%
OH1613	Sandusky County, Ohio	0.3072903644%
OH1614	Sandusky Township, Crawford County, Ohio	0.0000108762%
OH1615	Sandusky Township, Sandusky County, Ohio	0.0015100930%
OH1616	Sandy Township, Stark County, Ohio	0.0049479536%
OH1617	Sandy Township, Tuscarawas County, Ohio	0.0006897517%
OH1618	Sarahsville Village, Ohio	0.0000689910%
OH1619	Sardinia Village, Ohio	0.0044028921%
OH1620	Savannah Village, Ohio	0.0002294615%
OH1621	Saybrook Township, Ohio	0.0161906113%
OH1622	Scio Village, Ohio	0.0001526779%
OH1623	Scioto County, Ohio	0.9401796346%
OH1624	Scioto Township, Delaware County, Ohio	0.0019714756%
OH1625	Scioto Township, Pickaway County, Ohio	0.0062913839%
OH1626	Scioto Township, Pike County, Ohio	0.0002619631%
OH1627	Scioto Township, Ross County, Ohio	0.0146969071%
OH1628	Scipio Township, Meigs County, Ohio	0.0004736376%
OH1629	Scipio Township, Seneca County, Ohio	0.0005615183%
OH1630	Scott Township, Marion County, Ohio	0.0001301716%
OH1631	Scott Township, Sandusky County, Ohio	0.0009313747%
OH1632	Scott Village, Ohio	0.0006416289%
OH1633	Seal Township, Ohio	0.0013351665%
OH1634	Seaman Village, Ohio	0.0025035030%
OH1635	Sebring Village, Ohio	0.0078737318%
OH1636	Seneca County, Ohio	0.2801274556%
OH1637	Seneca Township, Monroe County, Ohio	0.0000124681%
OH1638	Seneca Township, Noble County, Ohio	0.0000172477%
OH1639	Senecaville Village, Ohio	0.0007886782%
OH1640	Seven Hills City, Ohio	0.0208535620%
OH1641	Seven Mile Village, Ohio	0.0013087356%
OH1642	Seville Village, Ohio	0.0055383307%
OH1643	Shadyside Village, Ohio	0.0078177582%
OH1644	Shaker Heights City, Ohio	0.1048407101%
OH1645	Shalersville Township, Ohio	0.0000934354%
OH1646	Sharon Township, Franklin County, Ohio	0.0053763338%
OH1647	Sharon Township, Medina County, Ohio	0.0058099333%

OH1648	Sharon Township, Richland County, Ohio	0.0000802853%
OH1649	Sharonville City, Ohio	0.1284229161%
OH1650	Shawnee Hills Village, Ohio	0.0030520752%
OH1651	Shawnee Township, Ohio	0.0289829613%
OH1652	Shawnee Village, Ohio	0.0005916790%
OH1653	Sheffield Lake City, Ohio	0.0113266702%
OH1654	Sheffield Township, Ashtabula County, Ohio	0.0012562693%
OH1655	Sheffield Township, Lorain County, Ohio	0.0039054125%
OH1656	Sheffield Village, Ohio	0.0383431647%
OH1657	Shelby City, Ohio	0.0301426674%
OH1658	Shelby County, Ohio	0.2601922372%
OH1659	Sherrodsville Village, Ohio	0.0010675510%
OH1660	Sherwood Village, Ohio	0.0012358778%
OH1661	Shiloh Village, Ohio	0.0001516500%
OH1662	Shreve Village, Ohio	0.0012061965%
OH1663	Sidney City, Ohio	0.0768126600%
OH1664	Silver Lake Village, Ohio	0.0087129009%
OH1665	Silverton Village, Ohio	0.0117488480%
OH1666	Sinking Spring Village, Ohio	0.0018697801%
OH1667	Smith Township, Belmont County, Ohio	0.0011670394%
OH1668	Smith Township, Mahoning County, Ohio	0.0056258490%
OH1669	Smithfield Township, Ohio	0.0003028259%
OH1670	Smithfield Village, Ohio	0.0021516579%
OH1671	Smithville Village, Ohio	0.0012448566%
OH1672	Solon City, Ohio	0.0575665779%
OH1673	Somerford Township, Ohio	0.0018806477%
OH1674	Somers Township, Ohio	0.0009493500%
OH1675	Somerset Village, Ohio	0.0013447250%
OH1676	Somerville Village, Ohio	0.0001615723%
OH1677	South Amherst Village, Ohio	0.0020257501%
OH1678	South Bloomfield Township, Ohio	0.0004782339%
OH1679	South Bloomfield Village, Ohio	0.0012874261%
OH1680	South Charleston Village, Ohio	0.0026810249%
OH1681	South Euclid City, Ohio	0.0416202012%
OH1682	South Lebanon Village, Ohio	0.0058643200%
OH1683	South Point Village, Ohio	0.0061370801%
OH1684	South Russell Village, Ohio	0.0067283287%
OH1685	South Salem Village, Ohio	0.0005572426%
OH1686	South Solon Village, Ohio	0.0007460421%
OH1687	South Vienna Village, Ohio	0.0009118207%
OH1688	South Webster Village, Ohio	0.0024736332%
OH1689	South Zanesville Village, Ohio	0.0015547932%
OH1690	Southington Township, Ohio	0.0014492645%
OH1691	Sparta Village, Ohio	0.0000770825%
OH1692	Spencer Township, Allen County, Ohio	0.0001636300%

OH1693	Spencer Township, Guernsey County, Ohio	0.0001631748%
OH1694	Spencer Township, Lucas County, Ohio	0.0024565990%
OH1695	Spencer Township, Medina County, Ohio	0.0000708528%
OH1696	Spencer Village, Ohio	0.0016178066%
OH1697	Spencerville Village, Ohio	0.0025294469%
OH1698	Sprigg Township, Ohio	0.0001054107%
OH1699	Spring Valley Township, Ohio	0.0070786377%
OH1700	Spring Valley Village, Ohio	0.0001444620%
OH1701	Springboro City, Ohio	0.0299889938%
OH1702	Springdale City, Ohio	0.0692154947%
OH1703	Springfield City, Ohio	0.4735887613%
OH1704	Springfield Township, Clark County, Ohio	0.0105063514%
OH1705	Springfield Township, Gallia County, Ohio	0.0009746740%
OH1706	Springfield Township, Hamilton County, Ohio	0.1053972703%
OH1707	Springfield Township, Jefferson County, Ohio	0.0002231349%
OH1708	Springfield Township, Lucas County, Ohio	0.0432543386%
OH1709	Springfield Township, Mahoning County, Ohio	0.0039675747%
OH1710	Springfield Township, Richland County, Ohio	0.0177162881%
OH1711	Springfield Township, Ross County, Ohio	0.0053121351%
OH1712	Springfield Township, Summit County, Ohio	0.0469667767%
OH1713	Springfield Township, Williams County, Ohio	0.0004950504%
OH1714	St Albans Township, Ohio	0.0043369348%
OH1715	St Clair Township, Butler County, Ohio	0.0005493458%
OH1716	St Clair Township, Columbiana County, Ohio	0.0167991211%
OH1717	St Marys Township, Ohio	0.0002136628%
OH1718	St. Bernard Village, Ohio	0.0379854367%
OH1719	St. Clairsville City, Ohio	0.0187569954%
OH1720	St. Henry Village, Ohio	0.0014076956%
OH1721	St. Louisville Village, Ohio	0.0003799451%
OH1722	St. Marys City, Ohio	0.0281144576%
OH1723	St. Paris Village, Ohio	0.0038066155%
OH1724	Stafford Village, Ohio	0.0000249362%
OH1725	Stark County, Ohio	1.5315796664%
OH1726	Starr Township, Ohio	0.0001436692%
OH1727	Staunton Township, Ohio	0.0003747763%
OH1728	Sterling Township, Ohio	0.0043408795%
OH1729	Steubenville City, Ohio	0.1367338744%

OH1730	Steubenville Township, Ohio	0.0000318764%
OH1731	Stock Township, Harrison County, Ohio	0.0003339830%
OH1732	Stock Township, Noble County, Ohio	0.0000344955%
OH1733	Stockport Village, Ohio	0.0002249256%
OH1734	Stokes Township, Logan County, Ohio	0.0047782092%
OH1735	Stokes Township, Madison County, Ohio	0.0007615846%
OH1736	Stone Creek Village, Ohio	0.0001379503%
OH1737	Stonelick Township, Ohio	0.0184280231%
OH1738	Stoutsville Village, Ohio	0.0000733307%
OH1739	Stow City, Ohio	0.1475892163%
OH1740	Strasburg Village, Ohio	0.0032911011%
OH1741	Stratton Village, Ohio	0.0014981914%
OH1742	Streetsboro City, Ohio	0.0206045399%
OH1743	Strongsville City, Ohio	0.0739396664%
OH1744	Struthers City, Ohio	0.0252671862%
OH1745	Stryker Village, Ohio	0.0016737417%
OH1746	Suffield Township, Ohio	0.0026771277%
OH1747	Sugar Bush Knolls Village, Ohio	0.0000982645%
OH1748	Sugar Creek Township, Allen County, Ohio	0.0002727166%
OH1749	Sugar Creek Township, Putnam County, Ohio	0.0001655674%
OH1750	Sugar Creek Township, Wayne County, Ohio	0.0003634054%
OH1751	Sugar Grove Village, Ohio	0.0001955486%
OH1752	Sugarcreek Township, Ohio	0.0470017417%
OH1753	Sugarcreek Village, Ohio	0.0027688605%
OH1754	Sullivan Township, Ohio	0.0017162492%
OH1755	Summerfield Village, Ohio	0.0001212800%
OH1756	Summit Township, Ohio	0.0000062341%
OH1757	Summitville Village, Ohio	0.0004792142%
OH1758	Sunbury Village, Ohio	0.0082323543%
OH1759	Sunfish Township, Ohio	0.0000676034%
OH1760	Swan Creek Township, Ohio	0.0048429959%
OH1761	Swanton Township, Ohio	0.0015012549%
OH1762	Swanton Village, Ohio	0.0072434936%
OH1763	Switzerland Township, Ohio	0.0001807876%
OH1764	Sycamore Township, Hamilton County, Ohio	0.0584269292%
OH1765	Sycamore Township, Wyandot County, Ohio	0.0002766058%
OH1766	Sycamore Village, Ohio	0.0012008738%
OH1767	Sylvania City, Ohio	0.0526622027%
OH1768	Sylvania Township, Ohio	0.1247952267%
OH1769	Symmes Township, Hamilton County, Ohio	0.0305202839%
OH1770	Symmes Township, Lawrence County, Ohio	0.0000521565%

OH1771	Syracuse Village, Ohio	0.0005413001%
OH1772	Tallmadge City, Ohio	0.0580737905%
OH1773	Tarlton Village, Ohio	0.0002242634%
OH1774	Tate Township, Ohio	0.0267197716%
OH1775	Taylor Creek Township, Ohio	0.0001110677%
OH1776	Terrace Park Village, Ohio	0.0056698421%
OH1777	Texas Township, Ohio	0.0002936562%
OH1778	The Village of Indian Hill City, Ohio	0.0264202950%
OH1779	Thompson Township, Delaware County, Ohio	0.0002474656%
OH1780	Thompson Township, Geauga County, Ohio	0.0022491568%
OH1781	Thorn Township, Ohio	0.0007422882%
OH1782	Thornville Village, Ohio	0.0006131946%
OH1783	Thurston Village, Ohio	0.0013688400%
OH1784	Tiffin City, Ohio	0.0703803061%
OH1785	Tiffin Township, Ohio	0.0005075927%
OH1786	Tiltonsville Village, Ohio	0.0016575735%
OH1787	Timberlake Village, Ohio	0.0023312243%
OH1788	Tipp City, Ohio	0.0376479790%
OH1789	Tiro Village, Ohio	0.0000326285%
OH1790	Toledo City, Ohio	1.0197706186%
OH1791	Tontogany Village, Ohio	0.0001897924%
OH1792	Toronto City, Ohio	0.0279077997%
OH1793	Townsend Township, Huron County, Ohio	0.0006177098%
OH1794	Townsend Township, Sandusky County, Ohio	0.0000271274%
OH1795	Tremont City Village, Ohio	0.0006396354%
OH1796	Trenton City, Ohio	0.0416371797%
OH1797	Trenton Township, Ohio	0.0000577420%
OH1798	Trimble Township, Ohio	0.0023032365%
OH1799	Trimble Village, Ohio	0.0004320101%
OH1800	Trotwood City, Ohio	0.0811683100%
OH1801	Troy City, Ohio	0.0899917302%
OH1802	Troy Township, Ashland County, Ohio	0.0002358826%
OH1803	Troy Township, Athens County, Ohio	0.0008754383%
OH1804	Troy Township, Geauga County, Ohio	0.0026032794%
OH1805	Troy Township, Richland County, Ohio	0.0034790294%
OH1806	Troy Township, Wood County, Ohio	0.0027734180%
OH1807	Trumbull County, Ohio	2.0203599712%
OH1808	Trumbull Township, Ohio	0.0006457459%
OH1809	Truro Township, Ohio	0.0493339720%
OH1810	Tully Township, Ohio	0.0007929647%
OH1811	Turtle Creek Township, Ohio	0.0003372090%
OH1812	Turtlecreek Township, Ohio	0.0071325956%
OH1813	Tuscarawas County, Ohio	0.3721703206%

OH1814	Tuscarawas Township, Ohio	0.0020979323%
OH1815	Tuscarawas Village, Ohio	0.0003842902%
OH1816	Twin Township, Darke County, Ohio	0.0003813690%
OH1817	Twin Township, Ross County, Ohio	0.0052531114%
OH1818	Twinsburg City, Ohio	0.0833508485%
OH1819	Tymochtee Township, Ohio	0.0003170847%
OH1820	Uhrichsville City, Ohio	0.0101787647%
OH1821	Union City Village, Ohio	0.0076150778%
OH1822	Union City, Ohio	0.0198982889%
OH1823	Union County, Ohio	0.3002174205%
OH1824	Union Township, Auglaize County, Ohio	0.0001691497%
OH1825	Union Township, Carroll County, Ohio	0.0000762536%
OH1826	Union Township, Champaign County, Ohio	0.0000211479%
OH1827	Union Township, Clermont County, Ohio	0.3185341547%
OH1828	Union Township, Clinton County, Ohio	0.0085869431%
OH1829	Union Township, Fayette County, Ohio	0.0014043033%
OH1830	Union Township, Highland County, Ohio	0.0112248527%
OH1831	Union Township, Lawrence County, Ohio	0.0011822137%
OH1832	Union Township, Licking County, Ohio	0.0076823054%
OH1833	Union Township, Logan County, Ohio	0.0001197046%
OH1834	Union Township, Mercer County, Ohio	0.0004692319%
OH1835	Union Township, Miami County, Ohio	0.0038499743%
OH1836	Union Township, Muskingum County, Ohio	0.0003209896%
OH1837	Union Township, Pike County, Ohio	0.0001098555%
OH1838	Union Township, Ross County, Ohio	0.0119227921%
OH1839	Union Township, Tuscarawas County, Ohio	0.0002167791%
OH1840	Union Township, Union County, Ohio	0.0002502189%
OH1841	Union Township, Van Wert County, Ohio	0.0002973617%
OH1842	Union Township, Warren County, Ohio	0.0079936267%
OH1843	Unionville Center Village, Ohio	0.0001475046%
OH1844	Uniopolis Village, Ohio	0.0002492732%
OH1845	Unity Township, Ohio	0.0000798690%
OH1846	University Heights City, Ohio	0.0306916388%
OH1847	Upper Arlington City, Ohio	0.1198448950%
OH1848	Upper Sandusky City, Ohio	0.0108550896%
OH1849	Upper Township, Ohio	0.0007475763%
OH1850	Urbana City, Ohio	0.0575116162%
OH1851	Urbancrest Village, Ohio	0.0003436577%
OH1852	Utica Village, Ohio	0.0044986588%
OH1853	Valley Hi Village, Ohio	0.0001316045%
OH1854	Valley Township, Guernsey County, Ohio	0.0005439160%

OH1855	Valley Township, Scioto County, Ohio	0.0018196842%
OH1856	Valley View Village, Ohio	0.0158831601%
OH1857	Valleyview Village, Ohio	0.0016037359%
OH1858	Van Buren Township, Darke County, Ohio	0.0003444623%
OH1859	Van Buren Township, Putnam County, Ohio	0.0002317943%
OH1860	Van Buren Township, Shelby County, Ohio	0.0003904525%
OH1861	Van Buren Village, Ohio	0.0001188906%
OH1862	Van Wert City, Ohio	0.0528808311%
OH1863	Van Wert County, Ohio	0.1122540604%
OH1864	Vandalia City, Ohio	0.0967305650%
OH1865	Vanlue Village, Ohio	0.0001114793%
OH1866	Venedocia Village, Ohio	0.0000371702%
OH1867	Venice Township, Ohio	0.0000100271%
OH1868	Vermilion City, Ohio	0.0432196320%
OH1869	Vermilion Township, Ohio	0.0012778552%
OH1870	Vermillion Township, Ohio	0.0004880329%
OH1871	Vernon Township, Crawford County, Ohio	0.0000108762%
OH1872	Vernon Township, Scioto County, Ohio	0.0038952614%
OH1873	Vernon Township, Trumbull County, Ohio	0.0006308563%
OH1874	Verona Village, Ohio	0.0012373333%
OH1875	Versailles Village, Ohio	0.0100017096%
OH1876	Vienna Township, Ohio	0.0042113922%
OH1877	Vinton County, Ohio	0.1090168446%
OH1878	Vinton Township, Ohio	0.0001170406%
OH1879	Vinton Village, Ohio	0.0005060807%
OH1880	Violet Township, Ohio	0.0621844457%
OH1881	Virginia Township, Ohio	0.0000841915%
OH1882	Wabash Township, Ohio	0.0000492089%
OH1883	Wadsworth City, Ohio	0.0760959559%
OH1884	Waite Hill Village, Ohio	0.0053068521%
OH1885	Wakeman Village, Ohio	0.0018119487%
OH1886	Walbridge Village, Ohio	0.0029019871%
OH1887	Waldo Township, Ohio	0.0000743838%
OH1888	Waldo Village, Ohio	0.0004160980%
OH1889	Walnut Township, Fairfield County, Ohio	0.0087100593%
OH1890	Walnut Township, Gallia County, Ohio	0.0001499498%
OH1891	Walton Hills Village, Ohio	0.0099526568%
OH1892	Wapakoneta City, Ohio	0.0275268850%
OH1893	Ward Township, Ohio	0.0001486233%
OH1894	Warren City, Ohio	0.3520178232%
OH1895	Warren County, Ohio	1.0504230532%
OH1896	Warren Township, Belmont County,	0.0000984250%



OH1897	Warren Township, Jefferson County, Ohio	0.0004303316%
OH1898	Warren Township, Trumbull County, Ohio	0.0001534515%
OH1899	Warren Township, Tuscarawas County, Ohio	0.0002069255%
OH1900	Warren Township, Washington County, Ohio	0.0008773149%
OH1901	Warrensville Heights City, Ohio	0.0361164097%
OH1902	Warsaw Village, Ohio	0.0003911414%
OH1903	Warwick Township, Ohio	0.0008474093%
OH1904	Washington County, Ohio	0.3325608246%
OH1905	Washington Court House City, Ohio	0.0376016242%
OH1906	Washington Township, Auglaize County, Ohio	0.0023680955%
OH1907	Washington Township, Belmont County, Ohio	0.0000843643%
OH1908	Washington Township, Brown County, Ohio	0.0011782387%
OH1909	Washington Township, Carroll County, Ohio	0.0002178675%
OH1910	Washington Township, Clermont County, Ohio	0.0305984481%
OH1911	Washington Township, Clinton County, Ohio	0.0029440948%
OH1912	Washington Township, Columbiana County, Ohio	0.0006256408%
OH1913	Washington Township, Coshocton County, Ohio	0.0000841915%
OH1914	Washington Township, Darke County, Ohio	0.0003198579%
OH1915	Washington Township, Defiance County, Ohio	0.0003531079%
OH1916	Washington Township, Franklin County, Ohio	0.1225330619%
OH1917	Washington Township, Guernsey County, Ohio	0.0000951853%
OH1918	Washington Township, Hancock County, Ohio	0.0008925122%
OH1919	Washington Township, Harrison County, Ohio	0.0003339830%
OH1920	Washington Township, Henry County, Ohio	0.0002571801%
OH1921	Washington Township, Highland County, Ohio	0.0004065339%
OH1922	Washington Township, Hocking County, Ohio	0.0002427514%
OH1923	Washington Township, Holmes County,	0.0000261741%

OH1924	Washington Township, Jackson County, Ohio	0.0003315132%
OH1925	Washington Township, Lawrence County, Ohio	0.0000695420%
OH1926	Washington Township, Licking County, Ohio	0.0008154920%
OH1927	Washington Township, Logan County, Ohio	0.0017756185%
OH1928	Washington Township, Lucas County, Ohio	0.0071150384%
OH1929	Washington Township, Mercer County, Ohio	0.0001173080%
OH1930	Washington Township, Miami County, Ohio	0.0009766897%
OH1931	Washington Township, Monroe County, Ohio	0.0000062341%
OH1932	Washington Township, Montgomery County, Ohio	0.1316317394%
OH1933	Washington Township, Morrow County, Ohio	0.0002420690%
OH1934	Washington Township, Muskingum County, Ohio	0.0014845767%
OH1935	Washington Township, Paulding County, Ohio	0.0000402008%
OH1936	Washington Township, Pickaway County, Ohio	0.0003983733%
OH1937	Washington Township, Preble County, Ohio	0.0006874604%
OH1938	Washington Township, Richland County, Ohio	0.0012132000%
OH1939	Washington Township, Sandusky County, Ohio	0.0006510581%
OH1940	Washington Township, Scioto County, Ohio	0.0113445935%
OH1941	Washington Township, Shelby County, Ohio	0.0000798653%
OH1942	Washington Township, Stark County, Ohio	0.0006531299%
OH1943	Washington Township, Wood County, Ohio	0.0002265264%
OH1944	Washingtonville Village, Ohio	0.0014015930%
OH1945	Waterford Township, Ohio	0.0050048725%
OH1946	Waterloo Township, Ohio	0.0006670006%
OH1947	Watertown Township, Ohio	0.0001503968%
OH1948	Waterville City, Ohio	0.0124831621%
OH1949	Waterville Township, Ohio	0.0015558460%
OH1950	Wauseon City, Ohio	0.0277126990%
OH1951	Waverly Village, Ohio	0.0077490360%
OH1952	Wayne County, Ohio	0.2257675097%

OH1953	Wayne Lakes Village, Ohio	0.0075166600%
OH1954	Wayne Township, Adams County, Ohio	0.0012649279%
OH1955	Wayne Township, Ashtabula County, Ohio	0.0005165967%
OH1956	Wayne Township, Auglaize County, Ohio	0.0004273255%
OH1957	Wayne Township, Belmont County, Ohio	0.0000562429%
OH1958	Wayne Township, Butler County, Ohio	0.0007432325%
OH1959	Wayne Township, Champaign County, Ohio	0.0014909244%
OH1960	Wayne Township, Clermont County, Ohio	0.0020513889%
OH1961	Wayne Township, Clinton County, Ohio	0.0002007337%
OH1962	Wayne Township, Columbiana County, Ohio	0.0005990178%
OH1963	Wayne Township, Darke County, Ohio	0.0000369067%
OH1964	Wayne Township, Fayette County, Ohio	0.0001404303%
OH1965	Wayne Township, Jefferson County, Ohio	0.0021038433%
OH1966	Wayne Township, Monroe County, Ohio	0.0000062341%
OH1967	Wayne Township, Muskingum County, Ohio	0.0001404329%
OH1968	Wayne Township, Noble County, Ohio	0.0000862387%
OH1969	Wayne Township, Pickaway County, Ohio	0.0000437239%
OH1970	Wayne Township, Tuscarawas County, Ohio	0.0003941438%
OH1971	Wayne Township, Warren County, Ohio	0.0038164622%
OH1972	Wayne Village, Ohio	0.0008081483%
OH1973	Waynesburg Village, Ohio	0.0012073007%
OH1974	Waynesfield Village, Ohio	0.0007567223%
OH1975	Waynesville Village, Ohio	0.0046309511%
OH1976	Weathersfield Township, Ohio	0.0249955502%
OH1977	Weller Township, Ohio	0.0004460294%
OH1978	Wellington Village, Ohio	0.0164981765%
OH1979	Wells Township, Ohio	0.0100888848%
OH1980	Wellston City, Ohio	0.0406103723%
OH1981	Wellsville Village, Ohio	0.0125660620%
OH1982	Wesley Township, Ohio	0.0001253307%
OH1983	West Alexandria Village, Ohio	0.0099845432%
OH1984	West Carrollton City, Ohio	0.0603546931%
OH1985	West Chester Township, Ohio	0.3737167118%
OH1986	West Elkton Village, Ohio	0.0026843690%
OH1987	West Farmington Village, Ohio	0.0001875519%
OH1988	West Jefferson Village, Ohio	0.0159155640%
OH1989	West Lafayette Village, Ohio	0.0026252451%
OH1990	West Leipsic Village, Ohio	0.0002152376%
OH1991	West Liberty Village, Ohio	0.0035013600%

OH1992	West Manchester Village, Ohio	0.0025206880%
OH1993	West Mansfield Village, Ohio	0.0000798031%
OH1994	West Millgrove Village, Ohio	0.0001102020%
OH1995	West Milton Village, Ohio	0.0098350376%
OH1996	West Rushville Village, Ohio	0.0001070525%
OH1997	West Salem Village, Ohio	0.0004987159%
OH1998	West Township, Ohio	0.0005857063%
OH1999	West Union Village, Ohio	0.0111998820%
OH2000	West Unity Village, Ohio	0.0014694352%
OH2001	Westerville City, Ohio	0.2122517954%
OH2002	Westfield Center Village, Ohio	0.0015469538%
OH2003	Westfield Township, Ohio	0.0022200558%
OH2004	Westlake City, Ohio	0.0470647273%
OH2005	Westland Township, Ohio	0.0000407937%
OH2006	Weston Township, Ohio	0.0001040797%
OH2007	Weston Village, Ohio	0.0009305950%
OH2008	Wharton Village, Ohio	0.0000269859%
OH2009	Wheeling Township, Belmont County, Ohio	0.0005343072%
OH2010	Wheeling Township, Guernsey County, Ohio	0.0000407937%
OH2011	Whetstone Township, Ohio	0.0003262846%
OH2012	White Eyes Township, Ohio	0.0001913444%
OH2013	Whitehall City, Ohio	0.0708163966%
OH2014	Whitehouse Village, Ohio	0.0191159792%
OH2015	Whitewater Township, Ohio	0.0072647461%
OH2016	Wickliffe City, Ohio	0.0543194216%
OH2017	Wilkesville Township, Ohio	0.0005461896%
OH2018	Wilkesville Village, Ohio	0.0001034151%
OH2019	Willard City, Ohio	0.0338504955%
OH2020	Williams County, Ohio	0.1507467614%
OH2021	Williamsburg Township, Ohio	0.0138253270%
OH2022	Williamsburg Village, Ohio	0.0064127452%
OH2023	Williamsfield Township, Ohio	0.0004696334%
OH2024	Williamsport Village, Ohio	0.0004226644%
OH2025	Willoughby City, Ohio	0.1356374532%
OH2026	Willoughby Hills City, Ohio	0.0528410843%
OH2027	Willowick City, Ohio	0.0540256495%
OH2028	Wills Township, Ohio	0.0001087832%
OH2029	Willshire Village, Ohio	0.0006690639%
OH2030	Wilmington City, Ohio	0.1278227818%
OH2031	Wilmot Village, Ohio	0.0024343932%
OH2032	Wilson Township, Ohio	0.0006914162%
OH2033	Wilson Village, Ohio	0.0001415832%
OH2034	Winchester Village, Ohio	0.0033994936%
OH2035	Windham Township, Ohio	0.0001218723%
OH2036	Windham Village, Ohio	0.0030305573%

OH2037	Windsor Township, Ashtabula County, Ohio	0.0006340051%
OH2038	Windsor Township, Lawrence County, Ohio	0.0007128053%
OH2039	Windsor Township, Morgan County, Ohio	0.0004926943%
OH2040	Wintersville Village, Ohio	0.0169582518%
OH2041	Wood County, Ohio	0.6017827347%
OH2042	Woodlawn Village, Ohio	0.0240822158%
OH2043	Woodmere Village, Ohio	0.0007072352%
OH2044	Woodsfield Village, Ohio	0.0011221301%
OH2045	Woodstock Village, Ohio	0.0001517571%
OH2046	Woodville Township, Ohio	0.0019622167%
OH2047	Woodville Village, Ohio	0.0034270973%
OH2048	Wooster City, Ohio	0.4046402646%
OH2049	Wooster Township, Ohio	0.0017358405%
OH2050	Worthington City, Ohio	0.0819890902%
OH2051	Worthington Township, Ohio	0.0017573559%
OH2052	Wren Village, Ohio	0.0008301349%
OH2053	Wyandot County, Ohio	0.0959147354%
OH2054	Wyoming City, Ohio	0.0220280462%
OH2055	Xenia City, Ohio	0.1268376308%
OH2056	Xenia Township, Ohio	0.0075532986%
OH2057	Yankee Lake Village, Ohio	0.0000341003%
OH2058	Yellow Creek Township, Ohio	0.0010782320%
OH2059	Yellow Springs Village, Ohio	0.0142295064%
OH2060	York Township, Athens County, Ohio	0.0005523599%
OH2061	York Township, Fulton County, Ohio	0.0061882726%
OH2062	York Township, Medina County, Ohio	0.0023145263%
OH2063	York Township, Sandusky County, Ohio	0.0006239306%
OH2064	York Township, Tuscarawas County, Ohio	0.0007784341%
OH2065	York Township, Van Wert County, Ohio	0.0001115107%
OH2066	Yorkshire Village, Ohio	0.0007627380%
OH2067	Yorkville Village, Ohio	0.0011795516%
OH2068	Youngstown City, Ohio	0.5751891038%
OH2069	Zaleski Village, Ohio	0.0000780271%
OH2070	Zane Township, Ohio	0.0012568985%
OH2071	Zanesfield Village, Ohio	0.0001257699%
OH2072	Zanesville City, Ohio	0.1371227251%
OH2073	Zoar Village, Ohio	0.0002364863%

Allocations are subject to change pursuant to a State-Subdivision Agreement, Allocation Statute, Statutory Trust, or voluntary redistribution.

OK1	Ada City, Oklahoma	0.8751127538%
OK2	Adair County, Oklahoma	0.4266209709%
OK3	Alfalfa County, Oklahoma	0.0752358760%
OK4	Altus City, Oklahoma	0.0622184471%
OK5	Anadarko City, Oklahoma	0.2177062552%
OK6	Ardmore City, Oklahoma	0.8834203994%
OK7	Atoka County, Oklahoma	0.3570166411%
OK8	Bartlesville City, Oklahoma	0.7616370548%
OK9	Beaver County, Oklahoma	0.0784743727%
OK10	Beckham County, Oklahoma	0.2846460130%
OK11	Bethany City, Oklahoma	0.2482441625%
OK12	Bixby City, Oklahoma	0.2557077913%
OK13	Blaine County, Oklahoma	0.1909298641%
OK14	Broken Arrow City, Oklahoma	1.9405732012%
OK15	Bryan County, Oklahoma	0.5253079080%
OK16	Caddo County, Oklahoma	0.4845736458%
OK17	Canadian County, Oklahoma	0.5808839408%
OK18	Carter County, Oklahoma	1.0204659663%
OK19	Cherokee County, Oklahoma	0.0547155245%
OK20	Chickasha City, Oklahoma	0.1510124411%
OK21	Choctaw City, Oklahoma	0.0613538158%
OK22	Choctaw County, Oklahoma	0.4004199348%
OK23	Cimarron County, Oklahoma	0.0722904419%
OK24	Claremore City, Oklahoma	0.7190775254%
OK25	Cleveland County, Oklahoma	0.2725422694%
OK26	Coal County, Oklahoma	0.1610866236%
OK27	Comanche County, Oklahoma	2.0790341012%
OK28	Cotton County, Oklahoma	0.1077265239%
OK29	Coweta City, Oklahoma	0.3910652406%
OK30	Craig County, Oklahoma	0.2892248732%
OK31	Creek County, Oklahoma	1.2474865281%
OK32	Custer County, Oklahoma	0.4049880250%
OK33	Del City, Oklahoma	0.2643825434%
OK34	Delaware County, Oklahoma	0.8410533842%
OK35	Dewey County, Oklahoma	0.0676712782%
OK36	Duncan City, Oklahoma	0.8937861298%
OK37	Durant City, Oklahoma	0.7336303563%
OK38	Edmond City, Oklahoma	1.4615935748%
OK39	El Reno City, Oklahoma	0.2053992273%
OK40	Elk City, Oklahoma	0.3587477547%
OK41	Ellis County, Oklahoma	0.0583375351%
OK42	Enid City, Oklahoma	0.7392412881%
OK43	Garfield County, Oklahoma	0.2542221165%
OK44	Garvin County, Oklahoma	0.8411004189%
OK45	Glenpool City, Oklahoma	0.1608895657%
OK46	Grady County, Oklahoma	1.0545977812%
OK47	Grant County, Oklahoma	0.0405478903%
OK48	Greer County, Oklahoma	0.1583252054%
OK49	Guthrie City, Oklahoma	0.1856265512%

Allocations are subject to change pursuant to a State-Subdivision Agreement, Allocation Statute, Statutory Trust, or voluntary redistribution.

OK50	Guymon City, Oklahoma	0.0547591936%
OK51	Harmon County, Oklahoma	0.0673861249%
OK52	Harper County, Oklahoma	0.0522026584%
OK53	Haskell County, Oklahoma	0.2531508354%
OK54	Hughes County, Oklahoma	0.2061436213%
OK55	Jackson County, Oklahoma	0.4801048418%
OK56	Jefferson County, Oklahoma	0.3090924602%
OK57	Jenks City, Oklahoma	0.1806228639%
OK58	Johnston County, Oklahoma	0.4472082986%
OK59	Kay County, Oklahoma	0.5067583031%
OK60	Kingfisher County, Oklahoma	0.2717757463%
OK61	Kiowa County, Oklahoma	0.2298382701%
OK62	Latimer County, Oklahoma	0.3148762172%
OK63	Lawton City, Oklahoma	0.3312681144%
OK64	Le Flore County, Oklahoma	1.4166392289%
OK65	Lincoln County, Oklahoma	0.6999457500%
OK66	Logan County, Oklahoma	0.5399784520%
OK67	Love County, Oklahoma	0.2288662752%
OK68	Major County, Oklahoma	0.0852741304%
OK69	Marshall County, Oklahoma	0.2609426135%
OK70	Mayes County, Oklahoma	1.2431623622%
OK71	McAlester City, Oklahoma	1.2318612380%
OK72	McClain County, Oklahoma	0.6643227071%
OK73	McCurtain County, Oklahoma	0.8951427325%
OK74	McIntosh County, Oklahoma	0.6473819592%
OK75	Miami City, Oklahoma	0.3080134381%
OK76	Midwest City, Oklahoma	1.3662006673%
OK77	Moore City, Oklahoma	0.2533704430%
OK78	Murray County, Oklahoma	0.5297956437%
OK79	Muskogee City, Oklahoma	2.5039385148%
OK80	Muskogee County, Oklahoma	0.1783839604%
OK81	Mustang City, Oklahoma	0.1655020823%
OK82	Newcastle City, Oklahoma	0.2606099206%
OK83	Noble County, Oklahoma	0.1688783176%
OK84	Norman City, Oklahoma	4.4189589851%
OK85	Nowata County, Oklahoma	0.1569775216%
OK86	Okfuskee County, Oklahoma	0.2609296558%
OK87	Oklahoma City, Oklahoma	14.3489114350%
OK88	Oklahoma County, Oklahoma	3.3422940072%
OK89	Okmulgee City, Oklahoma	0.5086746948%
OK90	Okmulgee County, Oklahoma	0.4742639531%
OK91	Osage County, Oklahoma	0.5896618496%
OK92	Ottawa County, Oklahoma	0.3159777890%
OK93	Owasso City, Oklahoma	0.7456266521%
OK94	Pawnee County, Oklahoma	0.6201145221%
OK95	Payne County, Oklahoma	0.6719554590%
OK96	Pittsburg County, Oklahoma	0.1253496540%
OK97	Ponca City, Oklahoma	0.4343605817%
OK98	Pontotoc County, Oklahoma	0.3451006157%

Allocations are subject to change pursuant to a State-Subdivision Agreement, Allocation Statute, Statutory Trust, or voluntary redistribution.

OK99	Pottawatomie County, Oklahoma	0.8536612997%
OK100	Pushmataha County, Oklahoma	0.3982344607%
OK101	Roger Mills County, Oklahoma	0.0439550052%
OK102	Rogers County, Oklahoma	1.2081401690%
OK103	Sand Springs City, Oklahoma	0.3849881687%
OK104	Sapulpa City, Oklahoma	1.1421081226%
OK105	Seminole City, Oklahoma	0.2214634802%
OK106	Seminole County, Oklahoma	0.4144393970%
OK107	Sequoyah County, Oklahoma	1.5345087624%
OK108	Shawnee City, Oklahoma	1.3614784311%
OK109	Stephens County, Oklahoma	0.8246887486%
OK110	Stillwater City, Oklahoma	0.8442351700%
OK111	Tahlequah City, Oklahoma	1.5329176592%
OK112	Texas County, Oklahoma	0.3711376613%
OK113	Tillman County, Oklahoma	0.1988848754%
OK114	Tulsa City, Oklahoma	11.8499277217%
OK115	Tulsa County, Oklahoma	5.3498014970%
OK116	Wagoner County, Oklahoma	0.8686244855%
OK117	Warr Acres City, Oklahoma	0.1616160377%
OK118	Washington County, Oklahoma	0.3936750370%
OK119	Washita County, Oklahoma	0.2228994277%
OK120	Weatherford City, Oklahoma	0.1872773945%
OK121	Woods County, Oklahoma	0.1975804400%
OK122	Woodward City, Oklahoma	0.2327716722%
OK123	Woodward County, Oklahoma	0.1781706634%
OK124	Yukon City, Oklahoma	0.3103071173%



Allocations are subject to change pursuant to a State-Subdivision Agreement, Allocation Statute, Statutory Trust, or voluntary redistribution.

OR1	Albany City, Oregon	1.1488593673%
OR2	Ashland City, Oregon	0.5683136367%
OR3	Astoria City, Oregon	0.1845495963%
OR4	Baker County, Oregon	0.4736253192%
OR5	Beaverton City, Oregon	0.9637676073%
OR6	Bend City, Oregon	0.9373492716%
OR7	Benton County, Oregon	1.0144102006%
OR8	Canby City, Oregon	0.1704081794%
OR9	Central Point City, Oregon	0.1705985180%
OR10	Clackamas County, Oregon	7.7136877952%
OR11	Clatsop County, Oregon	1.1338982236%
OR12	Columbia County, Oregon	1.0021829571%
OR13	Coos Bay City, Oregon	0.2520118937%
OR14	Coos County, Oregon	1.5517079397%
OR15	Cornelius City, Oregon	0.0942707602%
OR16	Corvallis City, Oregon	0.6584520605%
OR17	Cottage Grove City, Oregon	0.0903479969%
OR18	Crook County, Oregon	0.3487178331%
OR19	Curry County, Oregon	0.7556509064%
OR20	Dallas City, Oregon	0.1595048592%
OR21	Deschutes County, Oregon	2.2402392583%
OR22	Douglas County, Oregon	2.5498986381%
OR23	Eugene City, Oregon	2.7406296371%
OR24	Forest Grove City, Oregon	0.2503466825%
OR25	Gilliam County, Oregon	0.0265259656%
OR26	Gladstone City, Oregon	0.1172599918%
OR27	Grant County, Oregon	0.1472571267%
OR28	Grants Pass City, Oregon	0.8171535004%
OR29	Gresham City, Oregon	0.9759036121%
OR30	Happy Valley City, Oregon	0.0102738483%
OR31	Harney County, Oregon	0.1891840384%
OR32	Hermiston City, Oregon	0.1306543550%
OR33	Hillsboro City, Oregon	1.4971670861%
OR34	Hood River County, Oregon	0.3527335914%
OR35	Independence City, Oregon	0.0802971858%
OR36	Jackson County, Oregon	4.0467193349%
OR37	Jefferson County, Oregon	0.3647444042%
OR38	Josephine County, Oregon	1.6413900862%
OR39	Keizer City, Oregon	0.1902346636%
OR40	Klamath County, Oregon	1.2079387411%
OR41	Klamath Falls City, Oregon	0.3185477543%
OR42	La Grande City, Oregon	0.2695511377%
OR43	Lake County, Oregon	0.2154171369%
OR44	Lake Oswego City, Oregon	0.6882741609%
OR45	Lane County, Oregon	6.2857222290%
OR46	Lebanon City, Oregon	0.3245102175%
OR47	Lincoln County, Oregon	1.5077702636%
OR48	Linn County, Oregon	1.8050527049%
OR49	Malheur County, Oregon	0.4976846614%

Allocations are subject to change pursuant to a State-Subdivision Agreement, Allocation Statute, Statutory Trust, or voluntary redistribution.

OR50	Marion County, Oregon	4.1327729232%
OR51	McMinnville City, Oregon	0.4767972656%
OR52	Medford City, Oregon	1.5425519539%
OR53	Milwaukie City, Oregon	0.2097973835%
OR54	Monmouth City, Oregon	0.0701718618%
OR55	Morrow County, Oregon	0.1341522854%
OR56	Multnomah County, Oregon	13.8608317825%
OR57	Newberg City, Oregon	0.4062904716%
OR58	Newport City, Oregon	0.1894241359%
OR59	Ontario City, Oregon	0.1855915241%
OR60	Oregon City, Oregon	0.2744536929%
OR61	Pendleton City, Oregon	0.3494939894%
OR62	Polk County, Oregon	0.7021841776%
OR63	Portland City, Oregon	8.2123187134%
OR64	Prineville City, Oregon	0.0918003735%
OR65	Redmond City, Oregon	0.1538815097%
OR66	Roseburg City, Oregon	0.6323558619%
OR67	Salem City, Oregon	3.0212513521%
OR68	Sandy City, Oregon	0.0769268725%
OR69	Sherman County, Oregon	0.0160698907%
OR70	Sherwood City, Oregon	0.1393792357%
OR71	Silverton City, Oregon	0.0769879213%
OR72	Springfield City, Oregon	1.1580718860%
OR73	St. Helens City, Oregon	0.1949886110%
OR74	The Dalles City, Oregon	0.1710639107%
OR75	Tigard City, Oregon	0.5012429717%
OR76	Tillamook County, Oregon	0.8934482248%
OR77	Troutdale City, Oregon	0.0893256381%
OR78	Tualatin City, Oregon	0.1540060326%
OR79	Umatilla County, Oregon	0.9666419198%
OR80	Union County, Oregon	0.4123039482%
OR81	Wallowa County, Oregon	0.1279263088%
OR82	Wasco County, Oregon	0.4085755376%
OR83	Washington County, Oregon	7.1632479165%
OR84	West Linn City, Oregon	0.1588636792%
OR85	Wheeler County, Oregon	0.0191474206%
OR86	Wilsonville City, Oregon	0.1373093460%
OR87	Woodburn City, Oregon	0.2054004464%
OR88	Yamhill County, Oregon	1.4015540879%

Allocations are subject to change pursuant to a State-Subdivision  
Agreement, Allocation Statute, Statutory Trust, or voluntary redistribution.

PA1	Abington Township, Pennsylvania	0.1716857122%
PA2	Adams County, Pennsylvania	0.5253944264%
PA3	Adams Township, Butler County, Pennsylvania	0.0116804385%
PA4	Aliquippa City, Pennsylvania	0.0126097620%
PA5	Allegheny County, Pennsylvania	9.0771889158%
PA6	Allentown City, Pennsylvania	0.3114788245%
PA7	Altoona City, Pennsylvania	0.1325071620%
PA8	Amity Township, Berks County, Pennsylvania	0.0088125411%
PA9	Antrim Township, Pennsylvania	0.0045609059%
PA10	Armstrong County, Pennsylvania	0.6706608856%
PA11	Aston Township, Pennsylvania	0.0398818591%
PA12	Baldwin Borough, Pennsylvania	0.0319965165%
PA13	Beaver County, Pennsylvania	1.3873740052%
PA14	Bedford County, Pennsylvania	0.2994277475%
PA15	Bensalem Township, Pennsylvania	0.3040781195%
PA16	Berks County, Pennsylvania	1.7381997812%
PA17	Bethel Park Municipality, Pennsylvania	0.0518731268%
PA18	Bethlehem City, Pennsylvania	0.1455525429%
PA19	Bethlehem Township, Pennsylvania	0.0361920258%
PA20	Blair County, Pennsylvania	0.9491920525%
PA21	Bloomsburg Town, Pennsylvania	0.0341918007%
PA22	Bradford County, Pennsylvania	0.3959357942%
PA23	Bristol Township, Pennsylvania	0.1633828847%
PA24	Buckingham Township, Bucks County, Pennsylvania	0.0394977381%
PA25	Bucks County, Pennsylvania	3.9809296859%
PA26	Butler City, Pennsylvania	0.0498804576%
PA27	Butler County, Pennsylvania	1.2504847987%
PA28	Butler Township, Butler County, Pennsylvania	0.0231032222%
PA29	Caln Township, Pennsylvania	0.0188882094%
PA30	Cambria County, Pennsylvania	2.3036081762%
PA31	Cameron County, Pennsylvania	0.0391676650%
PA32	Carbon County, Pennsylvania	0.5693092966%
PA33	Carlisle Borough, Pennsylvania	0.0415712077%
PA34	Cecil Township, Pennsylvania	0.0258191288%
PA35	Center Township, Beaver County, Pennsylvania	0.0114705509%
PA36	Centre County, Pennsylvania	0.5755080768%
PA37	Chambersburg Borough, Pennsylvania	0.0807327808%
PA38	Cheltenham Township, Pennsylvania	0.1064956185%
PA39	Chester City, Pennsylvania	0.1874127623%
PA40	Chester County, Pennsylvania	2.2939048465%
PA41	Chestnuthill Township, Pennsylvania	0.0070800296%
PA42	Clarion County, Pennsylvania	0.2109569397%
PA43	Clearfield County, Pennsylvania	0.4891902405%
PA44	Clinton County, Pennsylvania	0.2144679589%

Allocations are subject to change pursuant to a State-Subdivision  
Agreement, Allocation Statute, Statutory Trust, or voluntary redistribution.

PA45	Coal Township, Pennsylvania	0.0133740137%
PA46	Coatesville City, Pennsylvania	0.0393231032%
PA47	College Township, Pennsylvania	0.0136039479%
PA48	Columbia Borough, Pennsylvania	0.0159359932%
PA49	Columbia County, Pennsylvania	0.3754668281%
PA50	Concord Township, Delaware County, Pennsylvania	0.0064311937%
PA51	Coolbaugh Township, Pennsylvania	0.0436747827%
PA52	Cranberry Township, Butler County, Pennsylvania	0.0622384443%
PA53	Crawford County, Pennsylvania	0.6793161939%
PA54	Cumberland County, Pennsylvania	1.2385860903%
PA55	Cumru Township, Pennsylvania	0.0235067996%
PA56	Darby Borough, Pennsylvania	0.0316599974%
PA57	Dauphin County, Pennsylvania	1.3619255150%
PA58	Delaware County, Pennsylvania	4.3490976006%
PA59	Derry Township, Dauphin County, Pennsylvania	0.0278851370%
PA60	Derry Township, Westmoreland County, Pennsylvania	0.0028455604%
PA61	Dingman Township, Pennsylvania	0.0075117525%
PA62	Douglass Township, Montgomery County, Pennsylvania	0.0155624032%
PA63	Dover Township, Pennsylvania	0.0181552437%
PA64	Doylestown Township, Pennsylvania	0.0281786822%
PA65	Dunmore Borough, Pennsylvania	0.0353890031%
PA66	East Cocalico Township, Pennsylvania	0.0220752947%
PA67	East Goshen Township, Pennsylvania	0.0265646560%
PA68	East Hempfield Township, Pennsylvania	0.0329626985%
PA69	East Lampeter Township, Pennsylvania	0.0363197198%
PA70	East Norriton Township, Pennsylvania	0.0294511126%
PA71	East Pennsboro Township, Pennsylvania	0.0205253753%
PA72	East Stroudsburg Borough, Pennsylvania	0.0329090519%
PA73	East Whiteland Township, Pennsylvania	0.0370494033%
PA74	Easton City, Pennsylvania	0.1209643109%
PA75	Easttown Township, Pennsylvania	0.0217606403%
PA76	Edwardsville Borough, Pennsylvania	0.0189749837%
PA77	Elizabeth Township, Allegheny County, Pennsylvania	0.0186489956%
PA78	Elizabethtown Borough, Pennsylvania	0.0226696103%
PA79	Elk County, Pennsylvania	0.1842689815%
PA80	Emmaus Borough, Pennsylvania	0.0189823979%
PA81	Ephrata Borough, Pennsylvania	0.0323879573%
PA82	Ephrata Township, Pennsylvania	0.0106718965%
PA83	Erie City, Pennsylvania	0.1819428392%
PA84	Erie County, Pennsylvania	1.6551298548%

Allocations are subject to change pursuant to a State-Subdivision Agreement, Allocation Statute, Statutory Trust, or voluntary redistribution.

PA85	Exeter Borough, Pennsylvania	0.0081614148%
PA86	Exeter Township, Berks County, Pennsylvania	0.0275799039%
PA87	Fairview Township, Erie County, Pennsylvania	0.0010841242%
PA88	Fairview Township, York County, Pennsylvania	0.0213916783%
PA89	Falls Township, Bucks County, Pennsylvania	0.1095232279%
PA90	Fayette County, Pennsylvania	1.5021984244%
PA91	Ferguson Township, Centre County, Pennsylvania	0.0189311833%
PA92	Forest County, Pennsylvania	0.0406659448%
PA93	Forks Township, Northampton County, Pennsylvania	0.0159337029%
PA94	Forty Fort Borough, Pennsylvania	0.0104717843%
PA95	Franconia Township, Pennsylvania	0.0270099559%
PA96	Franklin County, Pennsylvania	0.6761855651%
PA97	Franklin Park Borough, Pennsylvania	0.0172024262%
PA98	Fulton County, Pennsylvania	0.0935219473%
PA99	Greene County, Pennsylvania	0.3236912664%
PA100	Greene Township, Franklin County, Pennsylvania	0.0035358827%
PA101	Greensburg City, Pennsylvania	0.0414893211%
PA102	Guilford Township, Pennsylvania	0.0058398533%
PA103	Hamilton Township, Franklin County, Pennsylvania	0.0022381401%
PA104	Hampden Township, Pennsylvania	0.0344524071%
PA105	Hampton Township, Pennsylvania	0.0283370719%
PA106	Hanover Borough, Pennsylvania	0.0243578727%
PA107	Hanover Township, Luzerne County, Pennsylvania	0.0245389536%
PA108	Hanover Township, Northampton County, Pennsylvania	0.0101971524%
PA109	Harborcreek Township, Pennsylvania	0.0014873946%
PA110	Harrisburg City, Pennsylvania	0.1286564596%
PA111	Harrison Township, Allegheny County, Pennsylvania	0.0125577683%
PA112	Hatfield Township, Pennsylvania	0.0403161321%
PA113	Haverford Township, Pennsylvania	0.1410660858%
PA114	Hazleton City, Pennsylvania	0.0914571905%
PA115	Hempfield Township, Westmoreland County, Pennsylvania	0.0120047266%
PA116	Hermitage City, Pennsylvania	0.1266110175%
PA117	Hilltown Township, Pennsylvania	0.0337787549%
PA118	Hopewell Township, Beaver County, Pennsylvania	0.0137204971%
PA119	Horsham Township, Pennsylvania	0.0532524254%
PA120	Huntingdon County, Pennsylvania	0.2196063686%

Allocations are subject to change pursuant to a State-Subdivision Agreement, Allocation Statute, Statutory Trust, or voluntary redistribution.

PA121	Indiana Borough, Pennsylvania	0.0557516441%
PA122	Indiana County, Pennsylvania	0.6849005647%
PA123	Jefferson County, Pennsylvania	0.3080403652%
PA124	Jefferson Hills Borough, Pennsylvania	0.0223397025%
PA125	Johnstown City, Pennsylvania	0.1376764563%
PA126	Juniata County, Pennsylvania	0.1257039366%
PA127	Kingston Borough, Pennsylvania	0.0579092199%
PA128	Lackawanna County, Pennsylvania	1.6187696404%
PA129	Lancaster City, Pennsylvania	0.2111259312%
PA130	Lancaster County, Pennsylvania	2.1716797222%
PA131	Lancaster Township, Lancaster County, Pennsylvania	0.0102800307%
PA132	Lansdale Borough, Pennsylvania	0.0492762958%
PA133	Lansdowne Borough, Pennsylvania	0.0210170021%
PA134	Lawrence County, Pennsylvania	0.9417560475%
PA135	Lebanon City, Pennsylvania	0.0459600053%
PA136	Lebanon County, Pennsylvania	0.6659194419%
PA137	Lehigh County, Pennsylvania	1.6280197601%
PA138	Lehigh Township, Northampton County, Pennsylvania	0.0064163654%
PA139	Lehman Township, Pike County, Pennsylvania	0.0065367397%
PA140	Limerick Township, Pennsylvania	0.0362752819%
PA141	Lock Haven City, Pennsylvania	0.0315428816%
PA142	Logan Township, Blair County, Pennsylvania	0.0280267858%
PA143	Lower Allen Township, Pennsylvania	0.0312959466%
PA144	Lower Burrell City, Pennsylvania	0.0230185729%
PA145	Lower Gwynedd Township, Pennsylvania	0.0326782676%
PA146	Lower Macungie Township, Pennsylvania	0.0047316447%
PA147	Lower Makefield Township, Pennsylvania	0.0499247539%
PA148	Lower Merion Township, Pennsylvania	0.2415824218%
PA149	Lower Moreland Township, Pennsylvania	0.0322806404%
PA150	Lower Paxton Township, Pennsylvania	0.0262808863%
PA151	Lower Pottsgrove Township, Pennsylvania	0.0247074965%
PA152	Lower Providence Township, Pennsylvania	0.0344351467%
PA153	Lower Salford Township, Pennsylvania	0.0315408981%
PA154	Lower Saucon Township, Pennsylvania	0.0107723658%
PA155	Lower Southampton Township, Pennsylvania	0.0681323691%
PA156	Loyalsock Township, Pennsylvania	0.0033615548%
PA157	Luzerne County, Pennsylvania	1.9841834441%
PA158	Lycoming County, Pennsylvania	0.5360423331%

Allocations are subject to change pursuant to a State-Subdivision Agreement, Allocation Statute, Statutory Trust, or voluntary redistribution.

PA159	Manchester Township, York County, Pennsylvania	0.0347631890%
PA160	Manheim Township, Lancaster County, Pennsylvania	0.0683876628%
PA161	Manor Township, Lancaster County, Pennsylvania	0.0138460424%
PA162	Marple Township, Pennsylvania	0.0463634882%
PA163	McCandless Township, Pennsylvania	0.0455473373%
PA164	McKean County, Pennsylvania	0.3028612246%
PA165	McKeesport City, Pennsylvania	0.0555716494%
PA166	Meadville City, Pennsylvania	0.0508303709%
PA167	Mercer County, Pennsylvania	0.7672567220%
PA168	Middle Smithfield Township, Pennsylvania	0.0102267147%
PA169	Middletown Township, Bucks County, Pennsylvania	0.1227948597%
PA170	Middletown Township, Delaware County, Pennsylvania	0.0049179675%
PA171	Mifflin County, Pennsylvania	0.2444463288%
PA172	Milford Township, Bucks County, Pennsylvania	0.0042322496%
PA173	Millcreek Township, Erie County, Pennsylvania	0.0600715181%
PA174	Monroe County, Pennsylvania	1.0446694800%
PA175	Monroeville Municipality, Pennsylvania	0.0885064620%
PA176	Montgomery County, Pennsylvania	4.1556752852%
PA177	Montgomery Township, Montgomery County, Pennsylvania	0.0614266143%
PA178	Montour County, Pennsylvania	0.1582514641%
PA179	Moon Township, Pennsylvania	0.0467984224%
PA180	Morrisville Borough, Pennsylvania	0.0202295870%
PA181	Mount Joy Township, Pennsylvania	0.0104237101%
PA182	Mount Lebanon Township, Pennsylvania	0.0919625831%
PA183	Mount Pleasant Township, Westmoreland County, Pennsylvania	0.0017276710%
PA184	Muhlenberg Township, Pennsylvania	0.0208765575%
PA185	Munhall Borough, Pennsylvania	0.0196654948%
PA186	Murrysville Municipality, Pennsylvania	0.0422134322%
PA187	Nanticoke City, Pennsylvania	0.0721951314%
PA188	Nether Providence Township, Pennsylvania	0.0194869640%
PA189	New Britain Township, Pennsylvania	0.0242239687%
PA190	New Castle City, Pennsylvania	0.1510594897%
PA191	New Garden Township, Pennsylvania	0.0147042936%
PA192	New Hanover Township, Pennsylvania	0.0156641240%
PA193	New Kensington City, Pennsylvania	0.0522999384%
PA194	Newberry Township, Pennsylvania	0.0129120437%

Allocations are subject to change pursuant to a State-Subdivision Agreement, Allocation Statute, Statutory Trust, or voluntary redistribution.

PA195	Newtown Township, Bucks County, Pennsylvania	0.0561194964%
PA196	Newtown Township, Delaware County, Pennsylvania	0.0325763343%
PA197	Norristown Borough, Pennsylvania	0.0911181685%
PA198	North Fayette Township, Pennsylvania	0.0287358560%
PA199	North Huntingdon Township, Pennsylvania	0.0620815657%
PA200	North Lebanon Township, Pennsylvania	0.0104009717%
PA201	North Middleton Township, Pennsylvania	0.0100402266%
PA202	North Strabane Township, Pennsylvania	0.0301440085%
PA203	North Union Township, Fayette County, Pennsylvania	0.0036336130%
PA204	North Whitehall Township, Pennsylvania	0.0024053608%
PA205	Northampton County, Pennsylvania	1.4273129347%
PA206	Northampton Township, Bucks County, Pennsylvania	0.0725033869%
PA207	Northumberland County, Pennsylvania	0.6342806481%
PA208	Palmer Township, Pennsylvania	0.0192909131%
PA209	Patton Township, Pennsylvania	0.0206875902%
PA210	Penn Hills Township, Pennsylvania	0.0786229014%
PA211	Penn Township, Westmoreland County, Pennsylvania	0.0470153228%
PA212	Penn Township, York County, Pennsylvania	0.0254794929%
PA213	Perry County, Pennsylvania	0.2769734792%
PA214	Peters Township, Washington County, Pennsylvania	0.0367514663%
PA215	Philadelphia City, Pennsylvania	15.4241178505%
PA216	Phoenixville Borough, Pennsylvania	0.0304064566%
PA217	Pike County, Pennsylvania	0.4194501968%
PA218	Pine Township, Allegheny County, Pennsylvania	0.0149582886%
PA219	Pittsburgh City, Pennsylvania	1.8621545362%
PA220	Plains Township, Pennsylvania	0.0349423810%
PA221	Plum Borough, Pennsylvania	0.0364300353%
PA222	Plumstead Township, Pennsylvania	0.0289716224%
PA223	Plymouth Township, Montgomery County, Pennsylvania	0.0603632451%
PA224	Pocono Township, Pennsylvania	0.0342638884%
PA225	Potter County, Pennsylvania	0.1064541793%
PA226	Pottstown Borough, Pennsylvania	0.0548059102%
PA227	Pottsville City, Pennsylvania	0.0393984966%
PA228	Radnor Township, Pennsylvania	0.0635974365%
PA229	Rapho Township, Pennsylvania	0.0024622422%
PA230	Reading City, Pennsylvania	0.3107085518%



Allocations are subject to change pursuant to a State-Subdivision Agreement, Allocation Statute, Statutory Trust, or voluntary redistribution.

PA231	Richland Township, Allegheny County, Pennsylvania	0.0145829749%
PA232	Richland Township, Bucks County, Pennsylvania	0.0196943488%
PA233	Richland Township, Cambria County, Pennsylvania	0.0268733129%
PA234	Ridley Township, Pennsylvania	0.0360651581%
PA235	Robinson Township, Allegheny County, Pennsylvania	0.0401754751%
PA236	Ross Township, Allegheny County, Pennsylvania	0.0519747767%
PA237	Rostraver Township, Pennsylvania	0.0254068150%
PA238	Salisbury Township, Lancaster County, Pennsylvania	0.0010972289%
PA239	Salisbury Township, Lehigh County, Pennsylvania	0.0101937286%
PA240	Sandy Township, Pennsylvania	0.0232682705%
PA241	Schuylkill County, Pennsylvania	1.1360040059%
PA242	Scott Township, Allegheny County, Pennsylvania	0.0263118889%
PA243	Scranton City, Pennsylvania	0.4360616367%
PA244	Shaler Township, Pennsylvania	0.0319417837%
PA245	Sharon City, Pennsylvania	0.0964271990%
PA246	Silver Spring Township, Pennsylvania	0.0228591207%
PA247	Skippack Township, Pennsylvania	0.0040963386%
PA248	Snyder County, Pennsylvania	0.1878575427%
PA249	Somerset County, Pennsylvania	0.5405033836%
PA250	Somerset Township, Somerset County, Pennsylvania	0.0039666612%
PA251	South Fayette Township, Pennsylvania	0.0228870538%
PA252	South Lebanon Township, Pennsylvania	0.0052508032%
PA253	South Middleton Township, Pennsylvania	0.0056161526%
PA254	South Park Township, Pennsylvania	0.0201815601%
PA255	South Union Township, Pennsylvania	0.0040522313%
PA256	South Whitehall Township, Pennsylvania	0.0202664927%
PA257	Spring Garden Township, Pennsylvania	0.0310942996%
PA258	Spring Township, Berks County, Pennsylvania	0.0278654682%
PA259	Springettsbury Township, Pennsylvania	0.0408509690%
PA260	Springfield Township, Delaware County, Pennsylvania	0.0497514413%
PA261	Springfield Township, Montgomery County, Pennsylvania	0.0383927880%
PA262	St. Marys City, Pennsylvania	0.0309022627%
PA263	State College Borough, Pennsylvania	0.0851447655%
PA264	Stroud Township, Pennsylvania	0.0499681528%
PA265	Sugar Notch Borough, Pennsylvania	0.0011073349%

Allocations are subject to change pursuant to a State-Subdivision Agreement, Allocation Statute, Statutory Trust, or voluntary redistribution.

PA266	Sullivan County, Pennsylvania	0.0308017225%
PA267	Susquehanna County, Pennsylvania	0.2942393746%
PA268	Susquehanna Township, Dauphin County, Pennsylvania	0.0293410568%
PA269	Swatara Township, Dauphin County, Pennsylvania	0.0276821677%
PA270	Tioga County, Pennsylvania	0.2348579899%
PA271	Towamencin Township, Pennsylvania	0.0301076460%
PA272	Tredyffrin Township, Pennsylvania	0.0647473439%
PA273	Union County, Pennsylvania	0.2025761688%
PA274	Union Township, Washington County, Pennsylvania	0.0016618642%
PA275	Unity Township, Pennsylvania	0.0070376932%
PA276	Upper Allen Township, Pennsylvania	0.0310776767%
PA277	Upper Chichester Township, Pennsylvania	0.0387469453%
PA278	Upper Darby Township, Pennsylvania	0.2609134046%
PA279	Upper Dublin Township, Pennsylvania	0.0660962774%
PA280	Upper Gwynedd Township, Pennsylvania	0.0294511126%
PA281	Upper Macungie Township, Pennsylvania	0.0203083805%
PA282	Upper Merion Township, Pennsylvania	0.1102960743%
PA283	Upper Moreland Township, Pennsylvania	0.0501362471%
PA284	Upper Providence Township, Delaware County, Pennsylvania	0.0195710230%
PA285	Upper Providence Township, Montgomery County, Pennsylvania	0.0475194167%
PA286	Upper Saucon Township, Pennsylvania	0.0121989830%
PA287	Upper Southampton Township, Pennsylvania	0.0288130438%
PA288	Upper Uwchlan Township, Pennsylvania	0.0134355703%
PA289	Uwchlan Township, Pennsylvania	0.0295796330%
PA290	Venango County, Pennsylvania	0.4173654407%
PA291	Warminster Township, Pennsylvania	0.0781034360%
PA292	Warren County, Pennsylvania	0.2233381842%
PA293	Warrington Township, Bucks County, Pennsylvania	0.0428775922%
PA294	Warwick Township, Bucks County, Pennsylvania	0.0303889837%
PA295	Warwick Township, Lancaster County, Pennsylvania	0.0107372075%
PA296	Washington City, Pennsylvania	0.0371118809%
PA297	Washington County, Pennsylvania	1.5644453218%
PA298	Washington Township, Franklin County, Pennsylvania	0.0134758289%
PA299	Wayne County, Pennsylvania	0.4359565631%

Allocations are subject to change pursuant to a State-Subdivision Agreement, Allocation Statute, Statutory Trust, or voluntary redistribution.

PA300	Waynesboro Borough, Pennsylvania	0.0153378289%
PA301	West Bradford Township, Pennsylvania	0.0019529773%
PA302	West Chester Borough, Pennsylvania	0.0409767032%
PA303	West Deer Township, Pennsylvania	0.0129721836%
PA304	West Goshen Township, Pennsylvania	0.0411406417%
PA305	West Hanover Township, Pennsylvania	0.0017916124%
PA306	West Hempfield Township, Pennsylvania	0.0134149806%
PA307	West Lampeter Township, Pennsylvania	0.0105347340%
PA308	West Manchester Township, Pennsylvania	0.0213714191%
PA309	West Mifflin Borough, Pennsylvania	0.0436394118%
PA310	West Norriton Township, Pennsylvania	0.0336121955%
PA311	West Pittston Borough, Pennsylvania	0.0090773739%
PA312	West Whiteland Township, Pennsylvania	0.0364079108%
PA313	Westmoreland County, Pennsylvania	3.2377785417%
PA314	Westtown Township, Pennsylvania	0.0209338404%
PA315	White Township, Indiana County, Pennsylvania	0.0076200375%
PA316	Whitehall Borough, Pennsylvania	0.0345143179%
PA317	Whitehall Township, Pennsylvania	0.0285992130%
PA318	Whitemarsh Township, Pennsylvania	0.0515602670%
PA319	Whitpain Township, Pennsylvania	0.0588375045%
PA320	Wilkes Barre Township, Pennsylvania	0.0216681047%
PA321	Wilkes-Barre City, Pennsylvania	0.2963130567%
PA322	Wilkesburg Borough, Pennsylvania	0.0580112712%
PA323	Williamsport City, Pennsylvania	0.1628334320%
PA324	Willistown Township, Pennsylvania	0.0206130941%
PA325	Windsor Township, York County, Pennsylvania	0.0141282538%
PA326	Worcester Township, Pennsylvania	0.0043645008%
PA327	Wright Township, Pennsylvania	0.0100206522%
PA328	Wyoming Borough, Pennsylvania	0.0071087891%
PA329	Wyoming County, Pennsylvania	0.2273372411%
PA330	Wyomissing Borough, Pennsylvania	0.0154207072%
PA331	Yeadon Borough, Pennsylvania	0.0246066966%
PA332	York City, Pennsylvania	0.1394378689%
PA333	York County, Pennsylvania	2.2119383354%
PA334	York Township, Pennsylvania	0.0334726482%

Allocations are subject to change pursuant to a State-Subdivision Agreement, Allocation Statute, Statutory Trust, or voluntary redistribution.

PR1	Adjuntas, Puerto Rico	0.4468461493%
PR2	Aguada, Puerto Rico	0.9238661758%
PR3	Aguadilla, Puerto Rico	1.6156167759%
PR4	Aguas Buenas, Puerto Rico	0.7490858028%
PR5	Aibonito, Puerto Rico	0.7959428477%
PR6	Anasco, Puerto Rico	0.5050154853%
PR7	Arecibo, Puerto Rico	1.3074850692%
PR8	Arroyo, Puerto Rico	2.0592191012%
PR9	Barceloneta, Puerto Rico	0.5768569406%
PR10	Barranquitas, Puerto Rico	0.7167107056%
PR11	Bayamon, Puerto Rico	5.7282390971%
PR12	Cabo Rojo, Puerto Rico	1.1570847420%
PR13	Caguas, Puerto Rico	4.7119895861%
PR14	Camuy, Puerto Rico	0.7759381807%
PR15	Canovanas, Puerto Rico	1.0721780377%
PR16	Carolina, Puerto Rico	4.3228006165%
PR17	Catano, Puerto Rico	0.7612066695%
PR18	Cayey, Puerto Rico	1.3596493469%
PR19	Ceiba, Puerto Rico	0.2896687707%
PR20	Ciales, Puerto Rico	0.4533215195%
PR21	Cidra, Puerto Rico	1.1671492158%
PR22	Coamo, Puerto Rico	0.9970822347%
PR23	Comerio, Puerto Rico	0.5268640655%
PR24	Corozal, Puerto Rico	0.8595048594%
PR25	Culebra, Puerto Rico	0.0380175870%
PR26	Dorado, Puerto Rico	0.8970759382%
PR27	Fajardo, Puerto Rico	1.1102770585%
PR28	Florida, Puerto Rico	0.2695408253%
PR29	Guanica, Puerto Rico	0.4269617539%
PR30	Guayama, Puerto Rico	1.3293151076%
PR31	Guayanilla, Puerto Rico	0.4886780984%
PR32	Guaynabo, Puerto Rico	2.3185934725%
PR33	Gurabo, Puerto Rico	0.9866291335%
PR34	Hatillo, Puerto Rico	1.0577790273%
PR35	Hormigueros, Puerto Rico	0.3963005262%
PR36	Humacao, Puerto Rico	1.8829438530%
PR37	Isabela, Puerto Rico	1.0062900243%
PR38	Jayuya, Puerto Rico	0.3757431113%
PR39	Juana Diaz, Puerto Rico	1.7179648597%
PR40	Juncos, Puerto Rico	0.9543672919%
PR41	Lajas, Puerto Rico	0.5633742491%
PR42	Lares, Puerto Rico	0.6852103333%
PR43	Las Marias, Puerto Rico	0.2285582941%
PR44	Las Piedras, Puerto Rico	0.8440153869%
PR45	Loiza, Puerto Rico	0.7971240145%
PR46	Luquillo, Puerto Rico	0.5035020683%
PR47	Manati, Puerto Rico	1.3858134207%
PR48	Maricao, Puerto Rico	0.1311593846%
PR49	Maunabo, Puerto Rico	0.2983734242%

Allocations are subject to change pursuant to a State-Subdivision Agreement, Allocation Statute, Statutory Trust, or voluntary redistribution.

PR50	Mayaguez, Puerto Rico	2.7384221211%
PR51	Moca, Puerto Rico	0.9400143856%
PR52	Morovis, Puerto Rico	0.7678286207%
PR53	Naguabo, Puerto Rico	0.6776685553%
PR54	Naranjito, Puerto Rico	0.6713715879%
PR55	Orocovis, Puerto Rico	0.5209419444%
PR56	Patillas, Puerto Rico	0.4307397840%
PR57	Penuelas, Puerto Rico	0.5782731381%
PR58	Ponce, Puerto Rico	5.1762853836%
PR59	Quebradillas, Puerto Rico	0.6086201563%
PR60	Rincon, Puerto Rico	0.3607312171%
PR61	Rio Grande, Puerto Rico	1.2995118170%
PR62	Sabana Grande, Puerto Rico	0.5625075422%
PR63	Salinas, Puerto Rico	0.8069301551%
PR64	San German, Puerto Rico	0.9914753253%
PR65	San Juan, Puerto Rico	13.8003700360%
PR66	San Lorenzo, Puerto Rico	1.0322446251%
PR67	San Sebastian, Puerto Rico	0.9222442638%
PR68	Santa Isabel, Puerto Rico	0.5210354055%
PR69	Toa Alta, Puerto Rico	1.7552873773%
PR70	Toa Baja, Puerto Rico	2.1783919223%
PR71	Trujillo Alto, Puerto Rico	1.9136501824%
PR72	Utua, Puerto Rico	0.7718304061%
PR73	Vega Alta, Puerto Rico	0.9338331796%
PR74	Vega Baja, Puerto Rico	1.6886509241%
PR75	Vieques, Puerto Rico	0.1979351524%
PR76	Villalba, Puerto Rico	0.5576736281%
PR77	Yabucoa, Puerto Rico	0.8842993409%
PR78	Yauco, Puerto Rico	1.1383015829%

Allocations are subject to change pursuant to a State-Subdivision Agreement, Allocation Statute, Statutory Trust, or voluntary redistribution.

RI1	Barrington Town, Rhode Island	2.3000539202%
RI2	Bristol Town, Rhode Island	1.0821868960%
RI3	Burrillville Town, Rhode Island	1.3272036109%
RI4	Central Falls City, Rhode Island	0.9147584689%
RI5	Charlestown, Rhode Island	0.5887860100%
RI6	Coventry Town, Rhode Island	3.5886939036%
RI7	Cranston City, Rhode Island	7.8869595262%
RI8	Cumberland Town, Rhode Island	2.4742003754%
RI9	East Greenwich Town, Rhode Island	1.7467671439%
RI10	East Providence City, Rhode Island	4.3247728580%
RI11	Exeter Town, Rhode Island	0.0071810640%
RI12	Foster Town, Rhode Island	0.2489021533%
RI13	Glocester Town, Rhode Island	0.8508469130%
RI14	Hopkinton Town, Rhode Island	0.7098006614%
RI15	Jamestown, Rhode Island	0.4220295287%
RI16	Johnston Town, Rhode Island	3.0898685140%
RI17	Lincoln Town, Rhode Island	2.1171973520%
RI18	Little Compton Town, Rhode Island	0.2663017745%
RI19	Middletown, Rhode Island	1.2877439601%
RI20	Narragansett Town, Rhode Island	1.2760123800%
RI21	New Shoreham Town, Rhode Island	0.2118269375%
RI22	Newport City, Rhode Island	2.3339316695%
RI23	North Kingstown, Rhode Island	2.6500524514%
RI24	North Providence Town, Rhode Island	2.5306229398%
RI25	North Smithfield Town, Rhode Island	1.1299013506%
RI26	Pawtucket City, Rhode Island	5.9652217345%
RI27	Portsmouth Town, Rhode Island	1.2807429020%
RI28	Providence City, Rhode Island	21.4858080262%
RI29	Richmond Town, Rhode Island	0.0818789542%
RI30	Scituate Town, Rhode Island	1.0248588645%
RI31	Smithfield Town, Rhode Island	1.7724673574%
RI32	South Kingstown, Rhode Island	2.3282747894%
RI33	Tiverton Town, Rhode Island	0.9907730639%
RI34	Warren Town, Rhode Island	0.1394116029%
RI35	Warwick City, Rhode Island	9.9418184427%
RI36	West Greenwich Town, Rhode Island	0.7104734659%
RI37	West Warwick Town, Rhode Island	3.0239943495%
RI38	Westerly Town, Rhode Island	2.0135754535%
RI39	Woonsocket City, Rhode Island	3.8740986306%

Allocations are subject to change pursuant to a State-Subdivision Agreement, Allocation Statute, Statutory Trust, or voluntary redistribution.

SC1	Abbeville County, South Carolina	0.3350059823%
SC2	Aiken City, South Carolina	0.7838026892%
SC3	Aiken County, South Carolina	2.5661670597%
SC4	Allendale County, South Carolina	0.1220441823%
SC5	Anderson City, South Carolina	1.1735303052%
SC6	Anderson County, South Carolina	3.3392231904%
SC7	Bamberg County, South Carolina	0.2705913372%
SC8	Barnwell County, South Carolina	0.4653224769%
SC9	Beaufort City, South Carolina	0.0769982478%
SC10	Beaufort County, South Carolina	2.3364418352%
SC11	Berkeley County, South Carolina	2.0961440294%
SC12	Bluffton Town, South Carolina	0.0481968917%
SC13	Calhoun County, South Carolina	0.1833260393%
SC14	Cayce City, South Carolina	0.2572136960%
SC15	Charleston City, South Carolina	2.3004340552%
SC16	Charleston County, South Carolina	3.8016438488%
SC17	Cherokee County, South Carolina	0.9440700745%
SC18	Chester City, South Carolina	0.1299573133%
SC19	Chester County, South Carolina	0.3947965211%
SC20	Chesterfield County, South Carolina	0.9443488664%
SC21	Clarendon County, South Carolina	0.5705383575%
SC22	Clemson City, South Carolina	0.3311616877%
SC23	Colleton County, South Carolina	0.8589365535%
SC24	Columbia City, South Carolina	2.3918060702%
SC25	Conway City, South Carolina	0.2894739402%
SC26	Darlington County, South Carolina	1.6906462867%
SC27	Dillon County, South Carolina	0.6608411417%
SC28	Dorchester County, South Carolina	1.6015765975%
SC29	Easley City, South Carolina	0.8565835771%
SC30	Edgefield County, South Carolina	0.3586097074%
SC31	Fairfield County, South Carolina	0.3536421891%
SC32	Florence City, South Carolina	1.0065336904%
SC33	Florence County, South Carolina	2.2059006272%
SC34	Forest Acres City, South Carolina	0.0995929056%
SC35	Fort Mill Town, South Carolina	0.1714974802%
SC36	Fountain Inn City, South Carolina	0.1975697094%
SC37	Gaffney City, South Carolina	0.2044353782%
SC38	Georgetown City, South Carolina	0.2626233562%
SC39	Georgetown County, South Carolina	1.1895098900%
SC40	Goose Creek City, South Carolina	0.5473575768%
SC41	Greenville City, South Carolina	2.2705648395%
SC42	Greenville County, South Carolina	7.1502328364%
SC43	Greenwood City, South Carolina	0.0308220618%
SC44	Greenwood County, South Carolina	1.3388944490%
SC45	Greer City, South Carolina	0.5590564672%
SC46	Hampton County, South Carolina	0.3450376919%
SC47	Hanahan City, South Carolina	0.2279684840%
SC48	Hilton Head Island Town, South Carolina	0.2323878458%

Allocations are subject to change pursuant to a State-Subdivision  
Agreement, Allocation Statute, Statutory Trust, or voluntary redistribution.

SC49	Horry County, South Carolina	5.2166718879%
SC50	Irmo Town, South Carolina	0.0942740906%
SC51	James Island Town, South Carolina	0.0461551887%
SC52	Jasper County, South Carolina	0.4278548317%
SC53	Kershaw County, South Carolina	1.0780892823%
SC54	Lancaster County, South Carolina	1.4809282603%
SC55	Laurens County, South Carolina	1.3598442946%
SC56	Lee County, South Carolina	0.2176621820%
SC57	Lexington County, South Carolina	4.4881391605%
SC58	Lexington Town, South Carolina	0.2342104062%
SC59	Marion County, South Carolina	0.6973242307%
SC60	Marlboro County, South Carolina	0.4878238042%
SC61	Mauldin City, South Carolina	0.4253253929%
SC62	McCormick County, South Carolina	0.1281623493%
SC63	Moncks Corner Town, South Carolina	0.1965426445%
SC64	Mount Pleasant Town, South Carolina	0.5750801889%
SC65	Myrtle Beach City, South Carolina	1.9068234068%
SC66	Newberry City, South Carolina	0.0344864657%
SC67	Newberry County, South Carolina	0.5656551710%
SC68	North Augusta City, South Carolina	0.5139678525%
SC69	North Charleston City, South Carolina	1.7751090959%
SC70	North Myrtle Beach City, South Carolina	0.6366313248%
SC71	Oconee County, South Carolina	2.8099515214%
SC72	Orangeburg City, South Carolina	0.0468940344%
SC73	Orangeburg County, South Carolina	1.4543982912%
SC74	Pickens County, South Carolina	2.8143347165%
SC75	Port Royal Town, South Carolina	0.0206098617%
SC76	Richland County, South Carolina	3.8816723839%
SC77	Rock Hill City, South Carolina	1.3120073555%
SC78	Saluda County, South Carolina	0.2604801809%
SC79	Simpsonville City, South Carolina	0.3497064495%
SC80	Spartanburg City, South Carolina	1.1890308958%
SC81	Spartanburg County, South Carolina	6.4084293395%
SC82	Summerville Town, South Carolina	0.6446011912%
SC83	Sumter City, South Carolina	0.5390642671%
SC84	Sumter County, South Carolina	0.9480995733%
SC85	Tega Cay City, South Carolina	0.0433365022%
SC86	Union County, South Carolina	0.6499524020%
SC87	West Columbia City, South Carolina	0.3943858322%
SC88	Williamsburg County, South Carolina	0.4931357629%
SC89	York County, South Carolina	2.5800878865%



Allocations are subject to change pursuant to a State-Subdivision Agreement, Allocation Statute, Statutory Trust, or voluntary redistribution.

SD1	Aberdeen City, South Dakota	1.7806789284%
SD2	Aurora County, South Dakota	0.1283252150%
SD3	Beadle County, South Dakota	0.8743032704%
SD4	Bennett County, South Dakota	0.1895703332%
SD5	Bon Homme County, South Dakota	0.6047162426%
SD6	Box Elder City, South Dakota	0.2251076107%
SD7	Brandon City, South Dakota	0.4012895918%
SD8	Brookings City, South Dakota	2.4259611863%
SD9	Brookings County, South Dakota	0.2802421588%
SD10	Brown County, South Dakota	1.7764564315%
SD11	Brule County, South Dakota	0.8045710091%
SD12	Buffalo County, South Dakota	0.1823519926%
SD13	Butte County, South Dakota	0.8926544344%
SD14	Campbell County, South Dakota	0.0682419048%
SD15	Charles Mix County, South Dakota	0.8084433424%
SD16	Clark County, South Dakota	0.2550260601%
SD17	Clay County, South Dakota	0.4415194932%
SD18	Codington County, South Dakota	0.8721266365%
SD19	Corson County, South Dakota	0.3429322421%
SD20	Custer County, South Dakota	1.0868471426%
SD21	Davison County, South Dakota	0.6815458005%
SD22	Day County, South Dakota	0.3921680475%
SD23	Deuel County, South Dakota	0.4035008098%
SD24	Dewey County, South Dakota	0.3699996685%
SD25	Douglas County, South Dakota	0.2891518759%
SD26	Edmunds County, South Dakota	0.2529348056%
SD27	Fall River County, South Dakota	2.1968904590%
SD28	Faulk County, South Dakota	0.2772473959%
SD29	Grant County, South Dakota	0.6923230564%
SD30	Gregory County, South Dakota	0.5555128599%
SD31	Haakon County, South Dakota	0.1774497029%
SD32	Hamlin County, South Dakota	0.3340117176%
SD33	Hand County, South Dakota	0.2401311401%
SD34	Hanson County, South Dakota	0.1484271966%
SD35	Harding County, South Dakota	0.0620805393%
SD36	Hughes County, South Dakota	0.8137066032%
SD37	Huron City, South Dakota	0.8308959590%
SD38	Hutchinson County, South Dakota	0.5659237410%
SD39	Hyde County, South Dakota	0.0640529112%
SD40	Jackson County, South Dakota	0.1437421380%
SD41	Jerauld County, South Dakota	0.3258250234%
SD42	Jones County, South Dakota	0.0451732597%
SD43	Kingsbury County, South Dakota	0.3721763025%
SD44	Lake County, South Dakota	0.8273932428%
SD45	Lawrence County, South Dakota	2.3838237581%
SD46	Lincoln County, South Dakota	1.2611723923%
SD47	Lyman County, South Dakota	0.3239942300%
SD48	Marshall County, South Dakota	0.5625107271%
SD49	McCook County, South Dakota	0.3047773840%

Allocations are subject to change pursuant to a State-Subdivision Agreement, Allocation Statute, Statutory Trust, or voluntary redistribution.

SD50	McPherson County, South Dakota	0.1613184030%
SD51	Meade County, South Dakota	3.2698326502%
SD52	Mellette County, South Dakota	0.1848247525%
SD53	Miner County, South Dakota	0.1616739703%
SD54	Minnehaha County, South Dakota	12.2243522517%
SD55	Mitchell City, South Dakota	1.5031732329%
SD56	Moody County, South Dakota	0.4743937985%
SD57	Oglala Lakota County, South Dakota	1.3919692864%
SD58	Pennington County, South Dakota	8.0611767283%
SD59	Perkins County, South Dakota	0.3755374403%
SD60	Pierre City, South Dakota	0.6216678331%
SD61	Potter County, South Dakota	0.1893444561%
SD62	Rapid City, South Dakota	6.9492723574%
SD63	Roberts County, South Dakota	0.9943780269%
SD64	Sanborn County, South Dakota	0.1141857404%
SD65	Sioux Falls City, South Dakota	21.6732660428%
SD66	Spearfish City, South Dakota	0.8208633410%
SD67	Spink County, South Dakota	0.7324773052%
SD68	Stanley County, South Dakota	0.1733882380%
SD69	Sully County, South Dakota	0.0632218131%
SD70	Todd County, South Dakota	1.0677859248%
SD71	Tripp County, South Dakota	0.6252580903%
SD72	Turner County, South Dakota	0.6536969906%
SD73	Union County, South Dakota	1.4531041680%
SD74	Vermillion City, South Dakota	0.5912781760%
SD75	Walworth County, South Dakota	0.5615110318%
SD76	Watertown City, South Dakota	1.6132964277%
SD77	Yankton City, South Dakota	1.2219897393%
SD78	Yankton County, South Dakota	1.4233435084%
SD79	Ziebach County, South Dakota	0.3085103004%

Allocations are subject to change pursuant to a State-Subdivision  
Agreement, Allocation Statute, Statutory Trust, or voluntary redistribution.

TN1	Alexandria Town, Tennessee	0.0027913085%
TN2	Algood City, Tennessee	0.0032741136%
TN3	Anderson County, Tennessee	1.0489907838%
TN4	Ardmore City, Tennessee	0.0026765324%
TN5	Arlington Town, Tennessee	0.0036566309%
TN6	Athens City, Tennessee	0.2360706677%
TN7	Auburntown, Tennessee	0.0001983981%
TN8	Bartlett City, Tennessee	0.0730561566%
TN9	Baxter Town, Tennessee	0.0004972097%
TN10	Bedford County, Tennessee	0.5272814034%
TN11	Bell Buckle Town, Tennessee	0.0002627582%
TN12	Benton County, Tennessee	0.5216608068%
TN13	Bledsoe County, Tennessee	0.1398580820%
TN14	Blount County, Tennessee	1.9196465581%
TN15	Bradley County, Tennessee	1.0430217552%
TN16	Brentwood City, Tennessee	0.0478208600%
TN17	Bristol City, Tennessee	0.5426871150%
TN18	Byrdstown, Tennessee	0.0011427364%
TN19	Campbell County, Tennessee	1.5974370559%
TN20	Cannon County, Tennessee	0.3116778190%
TN21	Carroll County, Tennessee	0.4438060785%
TN22	Carter County, Tennessee	0.5782580416%
TN23	Centertown, Tennessee	0.0001321538%
TN24	Centerville Town, Tennessee	0.0116202349%
TN25	Chapel Hill Town, Tennessee	0.0043601529%
TN26	Chattanooga City, Tennessee	0.4981237028%
TN27	Cheatham County, Tennessee	0.8209998781%
TN28	Chester County, Tennessee	0.1751399118%
TN29	Claiborne County, Tennessee	1.1929412357%
TN30	Clarksville City, Tennessee	0.2296815192%
TN31	Clay County, Tennessee	0.3261509170%
TN32	Cleveland City, Tennessee	0.5531282252%
TN33	Clifton City, Tennessee	0.0022427615%
TN34	Clinton City, Tennessee	0.1573341188%
TN35	Cocke County, Tennessee	0.8746257470%
TN36	Coffee County, Tennessee	0.4346569849%
TN37	Collegedale City, Tennessee	0.0080390188%
TN38	Collierville Town, Tennessee	0.0617375387%
TN39	Collinwood City, Tennessee	0.0021594326%
TN40	Columbia City, Tennessee	0.0390894158%
TN41	Cookeville City, Tennessee	0.8404101920%
TN42	Cornersville Town, Tennessee	0.0025527953%
TN43	Crab Orchard City, Tennessee	0.0000241612%
TN44	Crockett County, Tennessee	0.1232062476%
TN45	Crossville City, Tennessee	0.0619543195%
TN46	Cumberland County, Tennessee	0.8164884351%
TN47	Dandridge Town, Tennessee	0.0109089663%
TN48	De Kalb County, Tennessee	0.4242612240%
TN49	Decatur County, Tennessee	0.3607195939%

Allocations are subject to change pursuant to a State-Subdivision Agreement, Allocation Statute, Statutory Trust, or voluntary redistribution.

TN50	Decatur Town, Tennessee	0.0050599481%
TN51	Dickson City, Tennessee	0.0699263820%
TN52	Dickson County, Tennessee	0.7642083488%
TN53	Dowelltown, Tennessee	0.0007434696%
TN54	Doyle Town, Tennessee	0.0001218109%
TN55	Dyer County, Tennessee	0.2010581703%
TN56	Dyersburg City, Tennessee	0.2008506856%
TN57	Eagleville City, Tennessee	0.0010231029%
TN58	East Ridge City, Tennessee	0.0217959070%
TN59	Elizabethton City, Tennessee	0.2653016475%
TN60	Elkton City, Tennessee	0.0004852756%
TN61	Ethridge Town, Tennessee	0.0005864009%
TN62	Farragut Town, Tennessee	0.0167667362%
TN63	Fayette County, Tennessee	0.3157083831%
TN64	Fayetteville City, Tennessee	0.0647238955%
TN65	Fentress County, Tennessee	0.5526714656%
TN66	Franklin City, Tennessee	0.1089989646%
TN67	Franklin County, Tennessee	0.6079344750%
TN68	Gallatin City, Tennessee	0.0760079674%
TN69	Gatlinburg City, Tennessee	0.0507819668%
TN70	Germantown City, Tennessee	0.0687501047%
TN71	Gibson County, Tennessee	0.4940695219%
TN72	Giles County, Tennessee	0.4000334952%
TN73	Goodlettsville City, Tennessee	0.0334336034%
TN74	Grainger County, Tennessee	0.4671260668%
TN75	Greene County, Tennessee	0.8232264763%
TN76	Greeneville Town, Tennessee	0.3895702338%
TN77	Grundy County, Tennessee	0.3896858892%
TN78	Hamblen County, Tennessee	2.2614488604%
TN79	Hamilton County, Tennessee	4.1540192234%
TN80	Hancock County, Tennessee	0.2089065376%
TN81	Hardeman County, Tennessee	0.2150658408%
TN82	Hardin County, Tennessee	0.5683946644%
TN83	Hartsville/Trousdale County, Tennessee	0.1139641522%
TN84	Hawkins County, Tennessee	1.0968095083%
TN85	Haywood County, Tennessee	0.1104263592%
TN86	Henderson County, Tennessee	0.2498867656%
TN87	Hendersonville City, Tennessee	0.1137407554%
TN88	Henry County, Tennessee	0.6444385596%
TN89	Hickman County, Tennessee	0.2687886895%
TN90	Houston County, Tennessee	0.1198735525%
TN91	Humphreys County, Tennessee	0.2441608982%
TN92	Jackson City, Tennessee	0.0431370644%
TN93	Jackson County, Tennessee	0.2780985367%
TN94	Jefferson County, Tennessee	0.8912247367%
TN95	Johnson City, Tennessee	1.0682855260%
TN96	Johnson County, Tennessee	0.2282065978%
TN97	Kingsport City, Tennessee	0.9871149359%
TN98	Knox County, Tennessee	9.1641554650%

Allocations are subject to change pursuant to a State-Subdivision  
Agreement, Allocation Statute, Statutory Trust, or voluntary redistribution.

TN99	Knoxville City, Tennessee	1.5417816888%
TN100	La Vergne City, Tennessee	0.0518950147%
TN101	Lake County, Tennessee	0.0671464632%
TN102	Lakeland City, Tennessee	0.0000095891%
TN103	Lauderdale County, Tennessee	0.2733775153%
TN104	Lawrence County, Tennessee	0.6473535215%
TN105	Lawrenceburg City, Tennessee	0.0465511203%
TN106	Lebanon City, Tennessee	0.1110258247%
TN107	Lewis County, Tennessee	0.1528225920%
TN108	Lewisburg City, Tennessee	0.0396496875%
TN109	Lexington City, Tennessee	0.0796867496%
TN110	Liberty Town, Tennessee	0.0003647628%
TN111	Lincoln County, Tennessee	0.3409251715%
TN112	Livingston Town, Tennessee	0.0198677435%
TN113	Loretto City, Tennessee	0.0047940075%
TN114	Loudon County, Tennessee	0.8992460428%
TN115	Lynchburg, Moore County Metropolitan Government, Tennessee	0.0579106070%
TN116	Lynnville Town, Tennessee	0.0003845691%
TN117	Macon County, Tennessee	0.3091017000%
TN118	Madison County, Tennessee	0.8907256845%
TN119	Manchester City, Tennessee	0.1612528379%
TN120	Marion County, Tennessee	0.3637161259%
TN121	Marshall County, Tennessee	0.4953711694%
TN122	Martin City, Tennessee	0.0101175931%
TN123	Maryville City, Tennessee	0.3223901040%
TN124	Maury County, Tennessee	1.0724162522%
TN125	McMinn County, Tennessee	0.6936567070%
TN126	McMinnville City, Tennessee	0.0355475192%
TN127	McNairy County, Tennessee	0.4269884656%
TN128	Meigs County, Tennessee	0.2016450737%
TN129	Memphis City, Tennessee	4.9079216307%
TN130	Millington City, Tennessee	0.0212200583%
TN131	Minor Hill City, Tennessee	0.0008698448%
TN132	Monroe County, Tennessee	0.7506735593%
TN133	Monterey Town, Tennessee	0.0029942290%
TN134	Montgomery County, Tennessee	1.6758545682%
TN135	Morgan County, Tennessee	0.5132562715%
TN136	Morrison Town, Tennessee	0.0004337290%
TN137	Morristown City, Tennessee	0.3919462797%
TN138	Mount Juliet City, Tennessee	0.0577622481%
TN139	Mount Pleasant City, Tennessee	0.0048377656%
TN140	Murfreesboro City, Tennessee	0.7283549414%
TN141	Nashville-Davidson Metropolitan Government, Tennessee	8.9605710893%
TN142	Nolensville Town, Tennessee	0.0026055144%
TN143	Normandy Town, Tennessee	0.0000797277%
TN144	Oak Ridge City, Tennessee	0.9598050011%
TN145	Obion County, Tennessee	0.2204168957%

Allocations are subject to change pursuant to a State-Subdivision Agreement, Allocation Statute, Statutory Trust, or voluntary redistribution.

TN146	Overton County, Tennessee	0.5262993368%
TN147	Paris City, Tennessee	0.0217300395%
TN148	Perry County, Tennessee	0.0857864664%
TN149	Petersburg Town, Tennessee	0.0005822973%
TN150	Pickett County, Tennessee	0.1459705284%
TN151	Pigeon Forge City, Tennessee	0.0877322588%
TN152	Pleasant Hill Town, Tennessee	0.0000178801%
TN153	Polk County, Tennessee	0.3220131560%
TN154	Portland City, Tennessee	0.0203045711%
TN155	Pulaski City, Tennessee	0.0561230557%
TN156	Putnam County, Tennessee	0.3863240500%
TN157	Red Bank City, Tennessee	0.0106755617%
TN158	Rhea County, Tennessee	0.5404420504%
TN159	Ripley City, Tennessee	0.0190759934%
TN160	Roane County, Tennessee	1.6361535854%
TN161	Robertson County, Tennessee	0.8676284650%
TN162	Rutherford County, Tennessee	2.5746747125%
TN163	Scott County, Tennessee	0.5189341096%
TN164	Sequatchie County, Tennessee	0.2433974548%
TN165	Sevier County, Tennessee	1.3567168872%
TN166	Sevierville City, Tennessee	0.0845613223%
TN167	Shelby County, Tennessee	3.5255393191%
TN168	Shelbyville City, Tennessee	0.0482670674%
TN169	Smith County, Tennessee	0.5711842980%
TN170	Smithville City, Tennessee	0.0196818237%
TN171	Smyrna Town, Tennessee	0.1314691656%
TN172	Soddy-Daisy City, Tennessee	0.0110233237%
TN173	Sparta City, Tennessee	0.0168519913%
TN174	Spencer Town, Tennessee	0.0007743306%
TN175	Spring Hill City, Tennessee	0.0244598773%
TN176	Springfield City, Tennessee	0.0550041036%
TN177	Stewart County, Tennessee	0.1459273147%
TN178	Sullivan County, Tennessee	1.4573397906%
TN179	Sumner County, Tennessee	1.7022113712%
TN180	Tipton County, Tennessee	0.6312749815%
TN181	Tulahoma City, Tennessee	0.3238479828%
TN182	Unicoi County, Tennessee	0.3464527663%
TN183	Union City, Tennessee	0.0993864534%
TN184	Union County, Tennessee	0.5606745148%
TN185	Van Buren County, Tennessee	0.0471429229%
TN186	Viola Town, Tennessee	0.0000607170%
TN187	Warren County, Tennessee	0.5357371504%
TN188	Wartrace Town, Tennessee	0.0003753988%
TN189	Washington County, Tennessee	1.1061046159%
TN190	Wayne County, Tennessee	0.2247756248%
TN191	Waynesboro City, Tennessee	0.0036939405%
TN192	Weakley County, Tennessee	0.3773601643%

Allocations are subject to change pursuant to a State-Subdivision Agreement, Allocation Statute, Statutory Trust, or voluntary redistribution.

TN193	White County, Tennessee	0.3992656969%
TN194	White House City, Tennessee	0.0200834355%
TN195	Williamson County, Tennessee	1.6817249840%
TN196	Wilson County, Tennessee	1.4019072760%
TN197	Woodbury Town, Tennessee	0.0086691778%

TX1	Abbott City, Texas	0.0004586670%
TX2	Abernathy City, Texas	0.0000733330%
TX3	Abilene City, Texas	0.3758786670%
TX4	Ackerly City, Texas	0.0000140000%
TX5	Addison Town, Texas	0.0387293330%
TX6	Adrian City, Texas	0.0001206670%
TX7	Agua Dulce City, Texas	0.0000286670%
TX8	Alamo City, Texas	0.0147473330%
TX9	Alamo Heights City, Texas	0.0187986670%
TX10	Alba Town, Texas	0.0021306670%
TX11	Albany City, Texas	0.0001200000%
TX12	Aledo City, Texas	0.0002206670%
TX13	Alice City, Texas	0.0475273330%
TX14	Allen City, Texas	0.2100540000%
TX15	Alma Town, Texas	0.0007380000%
TX16	Alpine City, Texas	0.0197906670%
TX17	Alto Town, Texas	0.0025113330%
TX18	Alton City, Texas	0.0076933330%
TX19	Alvarado City, Texas	0.0193526670%
TX20	Alvin City, Texas	0.0759746670%
TX21	Alvord Town, Texas	0.0002386670%
TX22	Amarillo City, Texas	0.6584406670%
TX23	Ames City, Texas	0.0037140000%
TX24	Amherst City, Texas	0.0000146670%
TX25	Anahuac City, Texas	0.0003613330%
TX26	Anderson City, Texas	0.0000126670%
TX27	Anderson County, Texas	0.1791753330%
TX28	Andrews City, Texas	0.0126553330%
TX29	Andrews County, Texas	0.0250706670%
TX30	Angelina County, Texas	0.1533040000%
TX31	Angleton City, Texas	0.0418606670%
TX32	Angus City, Texas	0.0002206670%
TX33	Anna City, Texas	0.0060500000%
TX34	Annetta North Town, Texas	0.0000226670%
TX35	Annetta South Town, Texas	0.0004013330%
TX36	Annetta Town, Texas	0.0039706670%
TX37	Annona Town, Texas	0.0004920000%
TX38	Anson City, Texas	0.0034226670%
TX39	Anthony Town, Texas	0.0030093330%
TX40	Anton City, Texas	0.0002960000%
TX41	Appleby City, Texas	0.0010340000%
TX42	Aquilla City, Texas	0.0001386670%
TX43	Aransas County, Texas	0.1776746670%
TX44	Aransas Pass City, Texas	0.0385420000%
TX45	Archer City, Texas	0.0070360000%
TX46	Archer County, Texas	0.0303560000%
TX47	Arcola City, Texas	0.0048600000%
TX48	Argyle City, Texas	0.0076040000%
TX49	Arlington City, Texas	0.4905353330%



TX50	Armstrong County, Texas	0.0006493330%
TX51	Arp City, Texas	0.0013393330%
TX52	Asherton City, Texas	0.0000746670%
TX53	Aspermont Town, Texas	0.0000060000%
TX54	Atascosa County, Texas	0.1179353330%
TX55	Athens City, Texas	0.0706280000%
TX56	Atlanta City, Texas	0.0206633330%
TX57	Aubrey City, Texas	0.0100940000%
TX58	Aurora City, Texas	0.0012326670%
TX59	Austin City, Texas	3.2518106670%
TX60	Austin County, Texas	0.0506866670%
TX61	Austwell City, Texas	0.0000726670%
TX62	Avery Town, Texas	0.0000920000%
TX63	Avinger Town, Texas	0.0007433330%
TX64	Azle City, Texas	0.0214753330%
TX65	Bailey City, Texas	0.0006333330%
TX66	Bailey County, Texas	0.0102513330%
TX67	Bailey's Prairie Village, Texas	0.0037360000%
TX68	Baird City, Texas	0.0018680000%
TX69	Balch Springs City, Texas	0.0182386670%
TX70	Balcones Heights City, Texas	0.0158740000%
TX71	Ballinger City, Texas	0.0061146670%
TX72	Balmorhea City, Texas	0.0000420000%
TX73	Bandera City, Texas	0.0019286670%
TX74	Bandera County, Texas	0.0578766670%
TX75	Bangs City, Texas	0.0020333330%
TX76	Bardwell City, Texas	0.0002413330%
TX77	Barry City, Texas	0.0001333330%
TX78	Barstow City, Texas	0.0000406670%
TX79	Bartlett City, Texas	0.0022493330%
TX80	Bartonville Town, Texas	0.0059246670%
TX81	Bastrop City, Texas	0.0308800000%
TX82	Bastrop County, Texas	0.2293066670%
TX83	Bay City, Texas	0.0386080000%
TX84	Baylor County, Texas	0.0198880000%
TX85	Bayou Vista City, Texas	0.0041600000%
TX86	Bayside Town, Texas	0.0001613330%
TX87	Baytown City, Texas	0.1440440000%
TX88	Bayview Town, Texas	0.0000273330%
TX89	Beach City, Texas	0.0083366670%
TX90	Bear Creek Village, Texas	0.0006040000%
TX91	Beasley City, Texas	0.0000866670%
TX92	Beaumont City, Texas	0.4553400000%
TX93	Beckville City, Texas	0.0008313330%
TX94	Bedford City, Texas	0.0628760000%
TX95	Bedias City, Texas	0.0023166670%
TX96	Bee Cave City, Texas	0.0085753330%
TX97	Bee County, Texas	0.0652293330%
TX98	Beeville City, Texas	0.0160180000%

TX99	Bell County, Texas	0.4338320000%
TX100	Bellaire City, Texas	0.0275093330%
TX101	Bellevue City, Texas	0.0000373330%
TX102	Bellmead City, Texas	0.0096580000%
TX103	Bells Town, Texas	0.0012606670%
TX104	Bellville City, Texas	0.0049920000%
TX105	Belton City, Texas	0.0484533330%
TX106	Benavides City, Texas	0.0001013330%
TX107	Benbrook City, Texas	0.0292793330%
TX108	Benjamin City, Texas	0.0006340000%
TX109	Berryville Town, Texas	0.0095860000%
TX110	Bertram City, Texas	0.0001213330%
TX111	Beverly Hills City, Texas	0.0028906670%
TX112	Bevil Oaks City, Texas	0.0003660000%
TX113	Bexar County, Texas	4.6714346670%
TX114	Big Lake City, Texas	0.0003646670%
TX115	Big Sandy Town, Texas	0.0030526670%
TX116	Big Spring City, Texas	0.1266186670%
TX117	Big Wells City, Texas	0.0001573330%
TX118	Bishop City, Texas	0.0054753330%
TX119	Bishop Hills Town, Texas	0.0002153330%
TX120	Blackwell City, Texas	0.0000206670%
TX121	Blanco City, Texas	0.0041273330%
TX122	Blanco County, Texas	0.0328153330%
TX123	Blanket Town, Texas	0.0000980000%
TX124	Bloomburg Town, Texas	0.0006733330%
TX125	Blooming Grove Town, Texas	0.0002346670%
TX126	Blossom City, Texas	0.0001320000%
TX127	Blue Mound City, Texas	0.0019253330%
TX128	Blue Ridge City, Texas	0.0008966670%
TX129	Blum Town, Texas	0.0010813330%
TX130	Boerne City, Texas	0.0303840000%
TX131	Bogata City, Texas	0.0024326670%
TX132	Bonham City, Texas	0.0672726670%
TX133	Bonney Village, Texas	0.0016733330%
TX134	Booker Town, Texas	0.0006906670%
TX135	Borden County, Texas	0.0006666670%
TX136	Borger City, Texas	0.0464533330%
TX137	Bosque County, Texas	0.0473820000%
TX138	Bovina City, Texas	0.0001153330%
TX139	Bowie City, Texas	0.0557466670%
TX140	Bowie County, Texas	0.1554600000%
TX141	Boyd Town, Texas	0.0046353330%
TX142	Brackettville City, Texas	0.0000053330%
TX143	Brady City, Texas	0.0183200000%
TX144	Brazoria City, Texas	0.0076913330%
TX145	Brazoria County, Texas	0.6807266670%
TX146	Brazos Bend City, Texas	0.0003080000%
TX147	Brazos Country City, Texas	0.0006013330%

TX148	Brazos County, Texas	0.2280580000%
TX149	Breckenridge City, Texas	0.0159840000%
TX150	Bremond City, Texas	0.0037026670%
TX151	Brenham City, Texas	0.0365000000%
TX152	Brewster County, Texas	0.0400580000%
TX153	Briarcliff Village, Texas	0.0003813330%
TX154	Briaroaks City, Texas	0.0000380000%
TX155	Bridge City, Texas	0.0538373330%
TX156	Bridgeport City, Texas	0.0222006670%
TX157	Briscoe County, Texas	0.0006513330%
TX158	Broadus Town, Texas	0.0000206670%
TX159	Bronte Town, Texas	0.0000660000%
TX160	Brooks County, Texas	0.0138066670%
TX161	Brookshire City, Texas	0.0042706670%
TX162	Brookside Village City, Texas	0.0007400000%
TX163	Brown County, Texas	0.1289446670%
TX164	Browndell City, Texas	0.0001013330%
TX165	Brownfield City, Texas	0.0096346670%
TX166	Brownsboro City, Texas	0.0021173330%
TX167	Brownsville City, Texas	0.2833713330%
TX168	Brownwood City, Texas	0.1110480000%
TX169	Bruceville-Eddy City, Texas	0.0011280000%
TX170	Bryan City, Texas	0.1645980000%
TX171	Bryson City, Texas	0.0008186670%
TX172	Buckholts Town, Texas	0.0007420000%
TX173	Buda City, Texas	0.0071893330%
TX174	Buffalo City, Texas	0.0079106670%
TX175	Buffalo Gap Town, Texas	0.0000586670%
TX176	Buffalo Springs Village, Texas	0.0001253330%
TX177	Bullard Town, Texas	0.0049913330%
TX178	Bulverde City, Texas	0.0096240000%
TX179	Bunker Hill Village City, Texas	0.0003146670%
TX180	Burkburnett City, Texas	0.0252293330%
TX181	Burke City, Texas	0.0007426670%
TX182	Burleson City, Texas	0.1011860000%
TX183	Burleson County, Texas	0.0468293330%
TX184	Burnet City, Texas	0.0222300000%
TX185	Burnet County, Texas	0.1265526670%
TX186	Burton City, Texas	0.0006246670%
TX187	Byers City, Texas	0.0000513330%
TX188	Bynum Town, Texas	0.0002533330%
TX189	Cactus City, Texas	0.0031860000%
TX190	Caddo Mills City, Texas	0.0000286670%
TX191	Caldwell City, Texas	0.0121633330%
TX192	Caldwell County, Texas	0.0576086670%
TX193	Calhoun County, Texas	0.0852840000%
TX194	Callahan County, Texas	0.0085960000%
TX195	Callisburg City, Texas	0.0000673330%
TX196	Calvert City, Texas	0.0005146670%

TX197	Cameron City, Texas	0.0073940000%
TX198	Cameron County, Texas	0.3580173330%
TX199	Camp County, Texas	0.0192340000%
TX200	Camp Wood City, Texas	0.0002813330%
TX201	Campbell City, Texas	0.0007440000%
TX202	Canadian City, Texas	0.0007266670%
TX203	Caney City Town, Texas	0.0013366670%
TX204	Canton City, Texas	0.0378226670%
TX205	Canyon City, Texas	0.0175006670%
TX206	Carbon Town, Texas	0.0004133330%
TX207	Carl's Corner Town, Texas	0.0000320000%
TX208	Carmine City, Texas	0.0002566670%
TX209	Carrizo Springs City, Texas	0.0011140000%
TX210	Carrollton City, Texas	0.2068366670%
TX211	Carson County, Texas	0.0196620000%
TX212	Carthage City, Texas	0.0126180000%
TX213	Cashion Community City, Texas	0.0002146670%
TX214	Cass County, Texas	0.0621033330%
TX215	Castle Hills City, Texas	0.0085200000%
TX216	Castro County, Texas	0.0029466670%
TX217	Castroville City, Texas	0.0030166670%
TX218	Cedar Hill City, Texas	0.0467513330%
TX219	Cedar Park City, Texas	0.1237113330%
TX220	Celeste City, Texas	0.0008533330%
TX221	Celina City, Texas	0.0121886670%
TX222	Center City, Texas	0.0392253330%
TX223	Centerville City, Texas	0.0002566670%
TX224	Chambers County, Texas	0.1021253330%
TX225	Chandler City, Texas	0.0115760000%
TX226	Channing City, Texas	0.0000013330%
TX227	Charlotte City, Texas	0.0028380000%
TX228	Cherokee County, Texas	0.1044080000%
TX229	Chester Town, Texas	0.0007826670%
TX230	Chico City, Texas	0.0019520000%
TX231	Childress City, Texas	0.0252773330%
TX232	Childress County, Texas	0.0337213330%
TX233	Chillicothe City, Texas	0.0001146670%
TX234	China City, Texas	0.0003480000%
TX235	China Grove Town, Texas	0.0003986670%
TX236	Chireno City, Texas	0.0010453330%
TX237	Christine Town, Texas	0.0002360000%
TX238	Cibolo City, Texas	0.0091266670%
TX239	Cisco City, Texas	0.0048120000%
TX240	Clarendon City, Texas	0.0000760000%
TX241	Clarksville City, Texas	0.0139273330%
TX242	Clarksville City, Texas	0.0000360000%
TX243	Claude City, Texas	0.0000173330%
TX244	Clay County, Texas	0.0480333330%
TX245	Clear Lake Shores City, Texas	0.0044546670%

TX246	Cleburne City, Texas	0.1521226670%
TX247	Cleveland City, Texas	0.0645980000%
TX248	Clifton City, Texas	0.0066260000%
TX249	Clint Town, Texas	0.0002500000%
TX250	Clute City, Texas	0.0342333330%
TX251	Clyde City, Texas	0.0115246670%
TX252	Coahoma Town, Texas	0.0015273330%
TX253	Cochran County, Texas	0.0022593330%
TX254	Cockrell Hill City, Texas	0.0003413330%
TX255	Coffee City Town, Texas	0.0007246670%
TX256	Coke County, Texas	0.0036813330%
TX257	Coldspring City, Texas	0.0002980000%
TX258	Coleman City, Texas	0.0036280000%
TX259	Coleman County, Texas	0.0027760000%
TX260	College Station City, Texas	0.1720980000%
TX261	Colleyville City, Texas	0.0306993330%
TX262	Collin County, Texas	0.8444806670%
TX263	Collingsworth County, Texas	0.0128226670%
TX264	Collinsville Town, Texas	0.0012206670%
TX265	Colmesneil City, Texas	0.0014740000%
TX266	Colorado City, Texas	0.0056033330%
TX267	Colorado County, Texas	0.0327226670%
TX268	Columbus City, Texas	0.0045780000%
TX269	Comal County, Texas	0.2640946670%
TX270	Comanche City, Texas	0.0110020000%
TX271	Comanche County, Texas	0.0339760000%
TX272	Combes Town, Texas	0.0011400000%
TX273	Combine City, Texas	0.0012613330%
TX274	Commerce City, Texas	0.0225793330%
TX275	Como Town, Texas	0.0002766670%
TX276	Concho County, Texas	0.0025726670%
TX277	Conroe City, Texas	0.3111140000%
TX278	Converse City, Texas	0.0184620000%
TX279	Cooke County, Texas	0.1336340000%
TX280	Cool City, Texas	0.0004873330%
TX281	Coolidge Town, Texas	0.0001620000%
TX282	Cooper City, Texas	0.0002413330%
TX283	Coppell City, Texas	0.0577286670%
TX284	Copper Canyon Town, Texas	0.0003260000%
TX285	Copperas Cove City, Texas	0.0889946670%
TX286	Corinth City, Texas	0.0501986670%
TX287	Corpus Christi City, Texas	1.2084713330%
TX288	Corral City Town, Texas	0.0000953330%
TX289	Corrigan Town, Texas	0.0142120000%
TX290	Corsicana City, Texas	0.0582066670%
TX291	Coryell County, Texas	0.0824393330%
TX292	Cottle County, Texas	0.0005833330%
TX293	Cottonwood City, Texas	0.0001926670%
TX294	Cottonwood Shores City, Texas	0.0008020000%

TX295	Cotulla City, Texas	0.0008340000%
TX296	Coupland City, Texas	0.0001773330%
TX297	Cove City, Texas	0.0002580000%
TX298	Covington City, Texas	0.0003460000%
TX299	Coyote Flats City, Texas	0.0009813330%
TX300	Crandall City, Texas	0.0080626670%
TX301	Crane City, Texas	0.0070660000%
TX302	Crane County, Texas	0.0174306670%
TX303	Cranfills Gap City, Texas	0.0000853330%
TX304	Crawford Town, Texas	0.0002553330%
TX305	Creedmoor City, Texas	0.0000106670%
TX306	Cresson City, Texas	0.0007240000%
TX307	Crockett City, Texas	0.0156020000%
TX308	Crockett County, Texas	0.0121400000%
TX309	Crosby County, Texas	0.0122586670%
TX310	Crosbyton City, Texas	0.0009986670%
TX311	Cross Plains Town, Texas	0.0032513330%
TX312	Cross Roads Town, Texas	0.0001626670%
TX313	Cross Timber Town, Texas	0.0003613330%
TX314	Crowell City, Texas	0.0042233330%
TX315	Crowley City, Texas	0.0148966670%
TX316	Crystal City, Texas	0.0129413330%
TX317	Cuero City, Texas	0.0164593330%
TX318	Culberson County, Texas	0.0005260000%
TX319	Cumby City, Texas	0.0035466670%
TX320	Cuney Town, Texas	0.0004040000%
TX321	Cushing City, Texas	0.0007466670%
TX322	Cut and Shoot City, Texas	0.0014273330%
TX323	Daingerfield City, Texas	0.0083173330%
TX324	Daisetta City, Texas	0.0035800000%
TX325	Dalhart City, Texas	0.0077393330%
TX326	Dallam County, Texas	0.0144573330%
TX327	Dallas City, Texas	1.9999346670%
TX328	Dallas County, Texas	5.6921940000%
TX329	Dalworthington Gardens City, Texas	0.0040400000%
TX330	Danbury City, Texas	0.0028206670%
TX331	Darrouzett Town, Texas	0.0000673330%
TX332	Dawson County, Texas	0.0312740000%
TX333	Dawson Town, Texas	0.0004000000%
TX334	Dayton City, Texas	0.0314146670%
TX335	Dayton Lakes City, Texas	0.0000253330%
TX336	De Kalb City, Texas	0.0006900000%
TX337	De Leon City, Texas	0.0054786670%
TX338	De Witt County, Texas	0.0459300000%
TX339	Deaf Smith County, Texas	0.0230213330%
TX340	Dean City, Texas	0.0000940000%
TX341	Decatur City, Texas	0.0377793330%
TX342	Decordova City, Texas	0.0091853330%
TX343	Deer Park City, Texas	0.0329253330%

TX344	Del Rio City, Texas	0.0393706670%
TX345	Dell City, Texas	0.0000100000%
TX346	Delta County, Texas	0.0203893330%
TX347	Denison City, Texas	0.1402840000%
TX348	Denton City, Texas	0.3055560000%
TX349	Denton County, Texas	0.7548653330%
TX350	Denver City Town, Texas	0.0014026670%
TX351	Deport City, Texas	0.0000280000%
TX352	Desoto City, Texas	0.0482666670%
TX353	Detroit Town, Texas	0.0006433330%
TX354	Devers City, Texas	0.0001273330%
TX355	Devine City, Texas	0.0029026670%
TX356	Diboll City, Texas	0.0170220000%
TX357	Dickens City, Texas	0.0000473330%
TX358	Dickens County, Texas	0.0012486670%
TX359	Dickinson City, Texas	0.0557886670%
TX360	Dilley City, Texas	0.0017553330%
TX361	Dimmit County, Texas	0.0221960000%
TX362	Dimmitt City, Texas	0.0006746670%
TX363	Dish Town, Texas	0.0000126670%
TX364	Dodd City Town, Texas	0.0008073330%
TX365	Dodson Town, Texas	0.0002980000%
TX366	Domino Town, Texas	0.0001306670%
TX367	Donley County, Texas	0.0149133330%
TX368	Donna City, Texas	0.0091986670%
TX369	Dorchester City, Texas	0.0001540000%
TX370	Double Oak Town, Texas	0.0031766670%
TX371	Douglassville Town, Texas	0.0003826670%
TX372	Dripping Springs City, Texas	0.0005406670%
TX373	Driscoll City, Texas	0.0000260000%
TX374	Dublin City, Texas	0.0096520000%
TX375	Dumas City, Texas	0.0174860000%
TX376	Duncanville City, Texas	0.0388853330%
TX377	Duval County, Texas	0.0327393330%
TX378	Eagle Lake City, Texas	0.0032546670%
TX379	Eagle Pass City, Texas	0.0373366670%
TX380	Early City, Texas	0.0098920000%
TX381	Earth City, Texas	0.0001613330%
TX382	East Bernard City, Texas	0.0037026670%
TX383	East Mountain City, Texas	0.0016626670%
TX384	East Tawakoni City, Texas	0.0018153330%
TX385	Eastland City, Texas	0.0105973330%
TX386	Eastland County, Texas	0.0348500000%
TX387	Easton City, Texas	0.0002193330%
TX388	Ector City, Texas	0.0007386670%
TX389	Ector County, Texas	0.3200000000%
TX390	Edcouch City, Texas	0.0027340000%
TX391	Eden City, Texas	0.0003313330%
TX392	Edgecliff Village Town, Texas	0.0014880000%

TX393	Edgewood Town, Texas	0.0087693330%
TX394	Edinburg City, Texas	0.0805893330%
TX395	Edmonson Town, Texas	0.0000906670%
TX396	Edna City, Texas	0.0121293330%
TX397	Edom City, Texas	0.0014326670%
TX398	Edwards County, Texas	0.0006500000%
TX399	El Campo City, Texas	0.0211333330%
TX400	El Cenizo City, Texas	0.0004140000%
TX401	El Lago City, Texas	0.0037360000%
TX402	El Paso City, Texas	0.8162473330%
TX403	El Paso County, Texas	1.7280806670%
TX404	Eldorado City, Texas	0.0000333330%
TX405	Electra City, Texas	0.0104773330%
TX406	Elgin City, Texas	0.0175226670%
TX407	Elkhart Town, Texas	0.0002006670%
TX408	Ellis County, Texas	0.2102480000%
TX409	Elmendorf City, Texas	0.0004973330%
TX410	Elsa City, Texas	0.0051466670%
TX411	Emhouse Town, Texas	0.0000553330%
TX412	Emory City, Texas	0.0025853330%
TX413	Enchanted Oaks Town, Texas	0.0008660000%
TX414	Encinal City, Texas	0.0010100000%
TX415	Ennis City, Texas	0.0545593330%
TX416	Erath County, Texas	0.0684106670%
TX417	Escobares City, Texas	0.0000266670%
TX418	Estelline Town, Texas	0.0006060000%
TX419	Eules City, Texas	0.0618826670%
TX420	Eureka City, Texas	0.0002226670%
TX421	Eustace City, Texas	0.0013926670%
TX422	Evant Town, Texas	0.0013786670%
TX423	Everman City, Texas	0.0051280000%
TX424	Fair Oaks Ranch City, Texas	0.0053846670%
TX425	Fairchilds Village, Texas	0.0000540000%
TX426	Fairfield City, Texas	0.0008300000%
TX427	Fairview Town, Texas	0.0214966670%
TX428	Falfurrias City, Texas	0.0014806670%
TX429	Falls City, Texas	0.0000273330%
TX430	Falls County, Texas	0.0230146670%
TX431	Fannin County, Texas	0.0877686670%
TX432	Farmers Branch City, Texas	0.0630213330%
TX433	Farmersville City, Texas	0.0070213330%
TX434	Farwell City, Texas	0.0002286670%
TX435	Fate City, Texas	0.0023153330%
TX436	Fayette County, Texas	0.0616266670%
TX437	Fayetteville City, Texas	0.0002606670%
TX438	Ferris City, Texas	0.0092486670%
TX439	Fisher County, Texas	0.0036786670%
TX440	Flatonia Town, Texas	0.0037740000%
TX441	Florence City, Texas	0.0026326670%



TX442	Floresville City, Texas	0.0144660000%
TX443	Flower Mound Town, Texas	0.1435040000%
TX444	Floyd County, Texas	0.0060326670%
TX445	Floydada City, Texas	0.0042380000%
TX446	Foard County, Texas	0.0038426670%
TX447	Follett City, Texas	0.0001413330%
TX448	Forest Hill City, Texas	0.0174213330%
TX449	Forney City, Texas	0.0534080000%
TX450	Forsan City, Texas	0.0003840000%
TX451	Fort Bend County, Texas	1.0044793330%
TX452	Fort Stockton City, Texas	0.0029406670%
TX453	Fort Worth City, Texas	1.4138600000%
TX454	Franklin City, Texas	0.0026206670%
TX455	Franklin County, Texas	0.0171886670%
TX456	Frankston Town, Texas	0.0001826670%
TX457	Fredericksburg City, Texas	0.0376573330%
TX458	Freeport City, Texas	0.0486486670%
TX459	Freer City, Texas	0.0021806670%
TX460	Freestone County, Texas	0.0336633330%
TX461	Friendswood City, Texas	0.0935533330%
TX462	Frio County, Texas	0.0133026670%
TX463	Friona City, Texas	0.0018986670%
TX464	Frisco City, Texas	0.2702060000%
TX465	Fritch City, Texas	0.0030320000%
TX466	Frost City, Texas	0.0002140000%
TX467	Fruitvale City, Texas	0.0015626670%
TX468	Fulshear City, Texas	0.0035146670%
TX469	Fulton Town, Texas	0.0010680000%
TX470	Gaines County, Texas	0.0362313330%
TX471	Gainesville City, Texas	0.1026533330%
TX472	Galena Park City, Texas	0.0087286670%
TX473	Gallatin City, Texas	0.0008353330%
TX474	Galveston City, Texas	0.3254580000%
TX475	Galveston County, Texas	0.7493953330%
TX476	Ganado City, Texas	0.0036733330%
TX477	Garden Ridge City, Texas	0.0075673330%
TX478	Garland City, Texas	0.2801626670%
TX479	Garrett Town, Texas	0.0016733330%
TX480	Garrison City, Texas	0.0023700000%
TX481	Gary City Town, Texas	0.0003000000%
TX482	Garza County, Texas	0.0059626670%
TX483	Gatesville City, Texas	0.0179960000%
TX484	George West City, Texas	0.0041380000%
TX485	Georgetown City, Texas	0.1505973330%
TX486	Gholson City, Texas	0.0010033330%
TX487	Giddings City, Texas	0.0084493330%
TX488	Gillespie County, Texas	0.0421273330%
TX489	Gilmer City, Texas	0.0226340000%
TX490	Gladewater City, Texas	0.0164253330%

TX491	Glasscock County, Texas	0.0006666670%
TX492	Glen Rose City, Texas	0.0003600000%
TX493	Glenn Heights City, Texas	0.0110620000%
TX494	Godley City, Texas	0.0020766670%
TX495	Goldsmith City, Texas	0.0004513330%
TX496	Goldthwaite City, Texas	0.0008166670%
TX497	Goliad City, Texas	0.0023753330%
TX498	Goliad County, Texas	0.0231066670%
TX499	Golinda City, Texas	0.0000666670%
TX500	Gonzales City, Texas	0.0099213330%
TX501	Gonzales County, Texas	0.0221533330%
TX502	Goodlow City, Texas	0.0001473330%
TX503	Goodrich City, Texas	0.0064286670%
TX504	Gordon City, Texas	0.0002433330%
TX505	Goree City, Texas	0.0004993330%
TX506	Gorman City, Texas	0.0020713330%
TX507	Graford City, Texas	0.0000153330%
TX508	Graham City, Texas	0.1569520000%
TX509	Granbury City, Texas	0.0478233330%
TX510	Grand Prairie City, Texas	0.2969593330%
TX511	Grand Saline City, Texas	0.0242753330%
TX512	Grandfalls Town, Texas	0.0000433330%
TX513	Grandview City, Texas	0.0044000000%
TX514	Granger City, Texas	0.0018273330%
TX515	Granite Shoals City, Texas	0.0078893330%
TX516	Granjeno City, Texas	0.0000286670%
TX517	Grapeland City, Texas	0.0048580000%
TX518	Grapevine City, Texas	0.0861300000%
TX519	Gray County, Texas	0.0439226670%
TX520	Grays Prairie Village, Texas	0.0000113330%
TX521	Grayson County, Texas	0.3593886670%
TX522	Greenville City, Texas	0.1354080000%
TX523	Gregg County, Texas	0.1624960000%
TX524	Gregory City, Texas	0.0031313330%
TX525	Grey Forest City, Texas	0.0003160000%
TX526	Grimes County, Texas	0.0632520000%
TX527	Groesbeck City, Texas	0.0038300000%
TX528	Groom Town, Texas	0.0006433330%
TX529	Groves City, Texas	0.0271680000%
TX530	Groveton City, Texas	0.0058846670%
TX531	Gruver City, Texas	0.0007773330%
TX532	Guadalupe County, Texas	0.0978826670%
TX533	Gun Barrel City, Texas	0.0242013330%
TX534	Gunter City, Texas	0.0030726670%
TX535	Gustine Town, Texas	0.0000226670%
TX536	Hackberry Town, Texas	0.0000626670%
TX537	Hale Center City, Texas	0.0040280000%
TX538	Hale County, Texas	0.0527666670%
TX539	Hall County, Texas	0.0059553330%

TX540	Hallettsville City, Texas	0.0045966670%
TX541	Hallsburg City, Texas	0.0001813330%
TX542	Hallsville City, Texas	0.0068260000%
TX543	Haltom City, Texas	0.0478666670%
TX544	Hamilton City, Texas	0.0023873330%
TX545	Hamilton County, Texas	0.0442380000%
TX546	Hamlin City, Texas	0.0031040000%
TX547	Hansford County, Texas	0.0109440000%
TX548	Happy Town, Texas	0.0002180000%
TX549	Hardeman County, Texas	0.0101460000%
TX550	Hardin City, Texas	0.0000666670%
TX551	Hardin County, Texas	0.2532000000%
TX552	Harker Heights City, Texas	0.0757873330%
TX553	Harlingen City, Texas	0.1102860000%
TX554	Harris County, Texas	9.9774680000%
TX555	Harrison County, Texas	0.1239400000%
TX556	Hart City, Texas	0.0000573330%
TX557	Hartley County, Texas	0.0005240000%
TX558	Haskell City, Texas	0.0072193330%
TX559	Haskell County, Texas	0.0146740000%
TX560	Haslet City, Texas	0.0012720000%
TX561	Hawk Cove City, Texas	0.0004493330%
TX562	Hawkins City, Texas	0.0052880000%
TX563	Hawley City, Texas	0.0006206670%
TX564	Hays City, Texas	0.0003373330%
TX565	Hays County, Texas	0.3529926670%
TX566	Hearne City, Texas	0.0112160000%
TX567	Heath City, Texas	0.0191673330%
TX568	Hebron Town, Texas	0.0004580000%
TX569	Hedley City, Texas	0.0000466670%
TX570	Hedwig Village City, Texas	0.0087113330%
TX571	Helotes City, Texas	0.0105266670%
TX572	Hemphill City, Texas	0.0053566670%
TX573	Hemphill County, Texas	0.0095960000%
TX574	Hempstead City, Texas	0.0141600000%
TX575	Henderson City, Texas	0.0399773330%
TX576	Henderson County, Texas	0.2186433330%
TX577	Henrietta City, Texas	0.0018133330%
TX578	Hereford City, Texas	0.0136153330%
TX579	Hewitt City, Texas	0.0131840000%
TX580	Hickory Creek Town, Texas	0.0110066670%
TX581	Hico City, Texas	0.0036893330%
TX582	Hidalgo City, Texas	0.0177473330%
TX583	Hidalgo County, Texas	0.8354020000%
TX584	Hideaway City, Texas	0.0006146670%
TX585	Higgins City, Texas	0.0000286670%
TX586	Highland Haven City, Texas	0.0002133330%
TX587	Highland Park Town, Texas	0.0289220000%
TX588	Highland Village City, Texas	0.0335433330%

TX589	Hill Country Village City, Texas	0.0043233330%
TX590	Hill County, Texas	0.0849846670%
TX591	Hillcrest Village, Texas	0.0035633330%
TX592	Hillsboro City, Texas	0.0310726670%
TX593	Hilshire Village City, Texas	0.0005726670%
TX594	Hitchcock City, Texas	0.0191973330%
TX595	Hockley County, Texas	0.0309380000%
TX596	Holiday Lakes Town, Texas	0.0011966670%
TX597	Holland Town, Texas	0.0000513330%
TX598	Holliday City, Texas	0.0039400000%
TX599	Hollywood Park Town, Texas	0.0062826670%
TX600	Hondo City, Texas	0.0768586670%
TX601	Honey Grove City, Texas	0.0047973330%
TX602	Hood County, Texas	0.1947366670%
TX603	Hooks City, Texas	0.0018013330%
TX604	Hopkins County, Texas	0.0996786670%
TX605	Horizon City, Texas	0.0050133330%
TX606	Horseshoe Bay City, Texas	0.0321153330%
TX607	Houston City, Texas	4.6811953330%
TX608	Houston County, Texas	0.0524320000%
TX609	Howard County, Texas	0.0595533330%
TX610	Howardwick City, Texas	0.0000560000%
TX611	Howe Town, Texas	0.0061180000%
TX612	Hubbard City, Texas	0.0024233330%
TX613	Hudson City, Texas	0.0045600000%
TX614	Hudson Oaks City, Texas	0.0104246670%
TX615	Hudspeth County, Texas	0.0006566670%
TX616	Hughes Springs City, Texas	0.0029613330%
TX617	Humble City, Texas	0.0493013330%
TX618	Hunt County, Texas	0.2065673330%
TX619	Hunters Creek Village City, Texas	0.0098053330%
TX620	Huntington City, Texas	0.0058613330%
TX621	Huntsville City, Texas	0.0535820000%
TX622	Hurst City, Texas	0.0661246670%
TX623	Hutchins City, Texas	0.0063673330%
TX624	Hutchinson County, Texas	0.0497533330%
TX625	Hutto City, Texas	0.0255640000%
TX626	Huxley City, Texas	0.0004920000%
TX627	Idalou City, Texas	0.0013326670%
TX628	Impact Town, Texas	0.0000053330%
TX629	Indian Lake Town, Texas	0.0003153330%
TX630	Industry City, Texas	0.0004026670%
TX631	Ingleside City, Texas	0.0269913330%
TX632	Ingleside on the Bay City, Texas	0.0000946670%
TX633	Ingram City, Texas	0.0034953330%
TX634	Iola City, Texas	0.0021093330%
TX635	Iowa Colony Village, Texas	0.0027266670%
TX636	Iowa Park City, Texas	0.0156580000%
TX637	Iraan City, Texas	0.0000373330%

TX638	Iredell City, Texas	0.0001440000%
TX639	Irion County, Texas	0.0060700000%
TX640	Irving City, Texas	0.2852120000%
TX641	Italy Town, Texas	0.0035660000%
TX642	Itasca City, Texas	0.0057960000%
TX643	Ivanhoe City, Texas	0.0000173330%
TX644	Jacinto City, Texas	0.0094273330%
TX645	Jack County, Texas	0.0098660000%
TX646	Jacksboro City, Texas	0.0155026670%
TX647	Jackson County, Texas	0.0253226670%
TX648	Jacksonville City, Texas	0.0534526670%
TX649	Jamaica Beach City, Texas	0.0032753330%
TX650	Jarrell City, Texas	0.0016153330%
TX651	Jasper City, Texas	0.0522813330%
TX652	Jasper County, Texas	0.1659033330%
TX653	Jayton City, Texas	0.0000420000%
TX654	Jeff Davis County, Texas	0.0056666670%
TX655	Jefferson City, Texas	0.0074626670%
TX656	Jefferson County, Texas	0.5044093330%
TX657	Jersey Village City, Texas	0.0242313330%
TX658	Jewett City, Texas	0.0062253330%
TX659	Jim Hogg County, Texas	0.0084786670%
TX660	Jim Wells County, Texas	0.1110260000%
TX661	Joaquin City, Texas	0.0005400000%
TX662	Johnson City, Texas	0.0023873330%
TX663	Johnson County, Texas	0.2724613330%
TX664	Jolly City, Texas	0.0000173330%
TX665	Jones County, Texas	0.0146673330%
TX666	Jones Creek Village, Texas	0.0033853330%
TX667	Jonestown City, Texas	0.0042793330%
TX668	Josephine City, Texas	0.0005873330%
TX669	Joshua City, Texas	0.0137460000%
TX670	Jourdanton City, Texas	0.0064000000%
TX671	Junction City, Texas	0.0032166670%
TX672	Justin City, Texas	0.0057166670%
TX673	Karnes City, Texas	0.0077546670%
TX674	Karnes County, Texas	0.0234993330%
TX675	Katy City, Texas	0.0349780000%
TX676	Kaufman City, Texas	0.0184046670%
TX677	Kaufman County, Texas	0.2353646670%
TX678	Keene City, Texas	0.0255306670%
TX679	Keller City, Texas	0.0527926670%
TX680	Kemah City, Texas	0.0188833330%
TX681	Kemp City, Texas	0.0042793330%
TX682	Kempner City, Texas	0.0002200000%
TX683	Kendall County, Texas	0.0670953330%
TX684	Kendleton City, Texas	0.0000086670%
TX685	Kenedy City, Texas	0.0004506670%
TX686	Kenedy County, Texas	0.0006666670%

TX687	Kenefick Town, Texas	0.0002773330%
TX688	Kennard City, Texas	0.0000880000%
TX689	Kennedale City, Texas	0.0140160000%
TX690	Kent County, Texas	0.0006260000%
TX691	Kerens City, Texas	0.0012826670%
TX692	Kermit City, Texas	0.0037680000%
TX693	Kerr County, Texas	0.1456346670%
TX694	Kerrville City, Texas	0.1269046670%
TX695	Kilgore City, Texas	0.0703886670%
TX696	Killeen City, Texas	0.3571000000%
TX697	Kimble County, Texas	0.0136533330%
TX698	King County, Texas	0.0006666670%
TX699	Kingsville City, Texas	0.0133886670%
TX700	Kinney County, Texas	0.0014280000%
TX701	Kirby City, Texas	0.0058346670%
TX702	Kirbyville City, Texas	0.0071266670%
TX703	Kirvin Town, Texas	0.0000013330%
TX704	Kleberg County, Texas	0.0827393330%
TX705	Knollwood City, Texas	0.0007733330%
TX706	Knox City Town, Texas	0.0013080000%
TX707	Knox County, Texas	0.0078200000%
TX708	Kosse Town, Texas	0.0016453330%
TX709	Kountze City, Texas	0.0131440000%
TX710	Kress City, Texas	0.0001240000%
TX711	Krugerville City, Texas	0.0010053330%
TX712	Krum City, Texas	0.0064406670%
TX713	Kurten Town, Texas	0.0004573330%
TX714	Kyle City, Texas	0.0345566670%
TX715	La Feria City, Texas	0.0069206670%
TX716	La Grange City, Texas	0.0064153330%
TX717	La Grulla City, Texas	0.0011386670%
TX718	La Joya City, Texas	0.0056380000%
TX719	La Marque City, Texas	0.0659533330%
TX720	La Porte City, Texas	0.0610213330%
TX721	La Salle County, Texas	0.0099833330%
TX722	La Vernia City, Texas	0.0021446670%
TX723	La Villa City, Texas	0.0003813330%
TX724	La Ward City, Texas	0.0002140000%
TX725	Lacoste City, Texas	0.0001060000%
TX726	Lacy-Lakeview City, Texas	0.0077326670%
TX727	Ladonia Town, Texas	0.0013406670%
TX728	Lago Vista City, Texas	0.0091786670%
TX729	Laguna Vista Town, Texas	0.0024593330%
TX730	Lake Bridgeport City, Texas	0.0001546670%
TX731	Lake City Town, Texas	0.0019453330%
TX732	Lake Dallas City, Texas	0.0168760000%
TX733	Lake Jackson City, Texas	0.0505206670%
TX734	Lake Tanglewood Village, Texas	0.0004086670%
TX735	Lake Worth City, Texas	0.0133673330%

TX736	Lakeport City, Texas	0.0003086670%
TX737	Lakeside City Town, Texas	0.0001480000%
TX738	Lakeside Town, San Patricio County, Texas	0.0029826670%
TX739	Lakeside Town, Tarrant County, Texas	0.0029826670%
TX740	Lakeview Town, Texas	0.0002846670%
TX741	Lakeway City, Texas	0.0211046670%
TX742	Lakewood Village City, Texas	0.0003713330%
TX743	Lamar County, Texas	0.0943986670%
TX744	Lamb County, Texas	0.0337873330%
TX745	Lamesa City, Texas	0.0197706670%
TX746	Lampasas City, Texas	0.0188073330%
TX747	Lampasas County, Texas	0.0285453330%
TX748	Lancaster City, Texas	0.0604353330%
TX749	Laredo City, Texas	0.5087826670%
TX750	Latexo City, Texas	0.0000826670%
TX751	Lavaca County, Texas	0.0306486670%
TX752	Lavon City, Texas	0.0049566670%
TX753	Lawn Town, Texas	0.0000386670%
TX754	League City, Texas	0.2016120000%
TX755	Leakey City, Texas	0.0001706670%
TX756	Leander City, Texas	0.0590940000%
TX757	Leary City, Texas	0.0005313330%
TX758	Lee County, Texas	0.0203046670%
TX759	Lefors Town, Texas	0.0001060000%
TX760	Leon County, Texas	0.0449286670%
TX761	Leon Valley City, Texas	0.0155053330%
TX762	Leona City, Texas	0.0005886670%
TX763	Leonard City, Texas	0.0056700000%
TX764	Leroy City, Texas	0.0001173330%
TX765	Levelland City, Texas	0.0312320000%
TX766	Lewisville City, Texas	0.2547293330%
TX767	Lexington Town, Texas	0.0015453330%
TX768	Liberty City, Texas	0.0482286670%
TX769	Liberty County, Texas	0.3541413330%
TX770	Liberty Hill City, Texas	0.0018533330%
TX771	Limestone County, Texas	0.0904560000%
TX772	Lincoln Park Town, Texas	0.0004513330%
TX773	Lindale City, Texas	0.0161346670%
TX774	Linden City, Texas	0.0024406670%
TX775	Lindsay City, Texas	0.0008186670%
TX776	Lipan City, Texas	0.0000293330%
TX777	Lipscomb County, Texas	0.0067546670%
TX778	Little Elm City, Texas	0.0462173330%
TX779	Little River-Academy City, Texas	0.0005320000%
TX780	Littlefield City, Texas	0.0051186670%
TX781	Live Oak City, Texas	0.0218266670%
TX782	Live Oak County, Texas	0.0264773330%
TX783	Liverpool City, Texas	0.0009566670%

TX784	Livingston Town, Texas	0.0487766670%
TX785	Llano City, Texas	0.0154140000%
TX786	Llano County, Texas	0.0770980000%
TX787	Lockhart City, Texas	0.0327000000%
TX788	Lockney Town, Texas	0.0022006670%
TX789	Log Cabin City, Texas	0.0013066670%
TX790	Lometa City, Texas	0.0007840000%
TX791	Lone Oak City, Texas	0.0011366670%
TX792	Lone Star City, Texas	0.0055220000%
TX793	Longview City, Texas	0.3215026670%
TX794	Loraine Town, Texas	0.0001253330%
TX795	Lorena City, Texas	0.0022600000%
TX796	Lorenzo City, Texas	0.0075720000%
TX797	Los Fresnos City, Texas	0.0074566670%
TX798	Los Indios Town, Texas	0.0001060000%
TX799	Lott City, Texas	0.0010106670%
TX800	Lovelady City, Texas	0.0001660000%
TX801	Loving County, Texas	0.0006666670%
TX802	Lowry Crossing City, Texas	0.0005220000%
TX803	Lubbock City, Texas	0.2132446670%
TX804	Lubbock County, Texas	0.9198126670%
TX805	Lucas City, Texas	0.0035106670%
TX806	Lueders City, Texas	0.0003386670%
TX807	Lufkin City, Texas	0.1877280000%
TX808	Luling City, Texas	0.0196140000%
TX809	Lumberton City, Texas	0.0244060000%
TX810	Lyford City, Texas	0.0020473330%
TX811	Lynn County, Texas	0.0041833330%
TX812	Lytle City, Texas	0.0048153330%
TX813	Mabank Town, Texas	0.0129620000%
TX814	Madison County, Texas	0.0329946670%
TX815	Madisonville City, Texas	0.0076386670%
TX816	Magnolia City, Texas	0.0173540000%
TX817	Malakoff City, Texas	0.0084093330%
TX818	Malone Town, Texas	0.0002926670%
TX819	Manor City, Texas	0.0083326670%
TX820	Mansfield City, Texas	0.1005253330%
TX821	Manvel City, Texas	0.0082033330%
TX822	Marble Falls City, Texas	0.0246926670%
TX823	Marfa City, Texas	0.0000433330%
TX824	Marietta Town, Texas	0.0002253330%
TX825	Marion City, Texas	0.0001833330%
TX826	Marion County, Texas	0.0364853330%
TX827	Marlin City, Texas	0.0144226670%
TX828	Marquez City, Texas	0.0008813330%
TX829	Marshall City, Texas	0.0722473330%
TX830	Mart City, Texas	0.0006186670%
TX831	Martin County, Texas	0.0072413330%
TX832	Martindale City, Texas	0.0016246670%



TX833	Mason City, Texas	0.0005180000%
TX834	Mason County, Texas	0.0020893330%
TX835	Matador Town, Texas	0.0008020000%
TX836	Matagorda County, Texas	0.0901593330%
TX837	Mathis City, Texas	0.0104800000%
TX838	Maud City, Texas	0.0002820000%
TX839	Maverick County, Texas	0.0772793330%
TX840	Maypearl City, Texas	0.0006573330%
TX841	McAllen City, Texas	0.2429493330%
TX842	McCamey City, Texas	0.0003613330%
TX843	McCulloch County, Texas	0.0133473330%
TX844	McGregor City, Texas	0.0061033330%
TX845	McKinney City, Texas	0.3002553330%
TX846	McLean Town, Texas	0.0000093330%
TX847	McLendon-Chisholm City, Texas	0.0002740000%
TX848	McLennan County, Texas	0.3530940000%
TX849	McMullen County, Texas	0.0006666670%
TX850	Meadow Town, Texas	0.0007473330%
TX851	Meadowlakes City, Texas	0.0006033330%
TX852	Meadows Place City, Texas	0.0120986670%
TX853	Medina County, Texas	0.0322366670%
TX854	Megargel Town, Texas	0.0004073330%
TX855	Melissa City, Texas	0.0102540000%
TX856	Melvin Town, Texas	0.0002300000%
TX857	Memphis City, Texas	0.0048020000%
TX858	Menard City, Texas	0.0006606670%
TX859	Menard County, Texas	0.0098113330%
TX860	Mercedes City, Texas	0.0142940000%
TX861	Meridian City, Texas	0.0023640000%
TX862	Merkel Town, Texas	0.0067446670%
TX863	Mertens Town, Texas	0.0001593330%
TX864	Mertzon City, Texas	0.0000193330%
TX865	Mesquite City, Texas	0.2071393330%
TX866	Mexia City, Texas	0.0140640000%
TX867	Miami City, Texas	0.0003033330%
TX868	Midland City, Texas	0.3478993330%
TX869	Midland County, Texas	0.1866180000%
TX870	Midlothian City, Texas	0.0638660000%
TX871	Midway City, Texas	0.0000520000%
TX872	Milam County, Texas	0.0649240000%
TX873	Milano City, Texas	0.0006026670%
TX874	Mildred Town, Texas	0.0001906670%
TX875	Miles City, Texas	0.0000620000%
TX876	Milford Town, Texas	0.0041180000%
TX877	Miller's Cove Town, Texas	0.0000646670%
TX878	Millican Town, Texas	0.0002780000%
TX879	Mills County, Texas	0.0132873330%
TX880	Millsap Town, Texas	0.0000226670%
TX881	Mineola City, Texas	0.0324793330%

TX882	Mineral Wells City, Texas	0.0613740000%
TX883	Mingus City, Texas	0.0001260000%
TX884	Mission City, Texas	0.0831786670%
TX885	Missouri City, Texas	0.1397553330%
TX886	Mitchell County, Texas	0.0139000000%
TX887	Mobeetie City, Texas	0.0000346670%
TX888	Mobile City, Texas	0.0013560000%
TX889	Monahans City, Texas	0.0038993330%
TX890	Mont Belvieu City, Texas	0.0131126670%
TX891	Montague County, Texas	0.0631973330%
TX892	Montgomery City, Texas	0.0012560000%
TX893	Montgomery County, Texas	1.8006073330%
TX894	Moody City, Texas	0.0005520000%
TX895	Moore County, Texas	0.0270846670%
TX896	Moore Station City, Texas	0.0005146670%
TX897	Moran City, Texas	0.0000333330%
TX898	Morgan City, Texas	0.0004033330%
TX899	Morgan's Point City, Texas	0.0020700000%
TX900	Morgan's Point Resort City, Texas	0.0053493330%
TX901	Morris County, Texas	0.0355520000%
TX902	Morton City, Texas	0.0001113330%
TX903	Motley County, Texas	0.0022293330%
TX904	Moulton Town, Texas	0.0006660000%
TX905	Mount Calm City, Texas	0.0004033330%
TX906	Mount Enterprise City, Texas	0.0012213330%
TX907	Mount Pleasant City, Texas	0.0437893330%
TX908	Mount Vernon Town, Texas	0.0040326670%
TX909	Mountain City, Texas	0.0010320000%
TX910	Muenster City, Texas	0.0031040000%
TX911	Muleshoe City, Texas	0.0032733330%
TX912	Mullin Town, Texas	0.0002560000%
TX913	Munday City, Texas	0.0013646670%
TX914	Murchison City, Texas	0.0015346670%
TX915	Murphy City, Texas	0.0345953330%
TX916	Mustang Ridge City, Texas	0.0016413330%
TX917	Mustang Town, Texas	0.0000046670%
TX918	Nacogdoches City, Texas	0.1373280000%
TX919	Nacogdoches County, Texas	0.1323886670%
TX920	Naples City, Texas	0.0028160000%
TX921	Nash City, Texas	0.0053326670%
TX922	Nassau Bay City, Texas	0.0074980000%
TX923	Natalia City, Texas	0.0004166670%
TX924	Navarro County, Texas	0.0690086670%
TX925	Navarro Town, Texas	0.0002226670%
TX926	Navasota City, Texas	0.0251173330%
TX927	Nazareth City, Texas	0.0000826670%
TX928	Nederland City, Texas	0.0297233330%
TX929	Needville City, Texas	0.0068940000%
TX930	Nevada City, Texas	0.0001580000%

TX931	New Berlin City, Texas	0.0000026670%
TX932	New Boston City, Texas	0.0046353330%
TX933	New Braunfels City, Texas	0.2048753330%
TX934	New Chapel Hill City, Texas	0.0001920000%
TX935	New Deal Town, Texas	0.0002253330%
TX936	New Fairview City, Texas	0.0015560000%
TX937	New Home City, Texas	0.0000060000%
TX938	New Hope Town, Texas	0.0006826670%
TX939	New London City, Texas	0.0027526670%
TX940	New Summerfield City, Texas	0.0002946670%
TX941	New Waverly City, Texas	0.0017080000%
TX942	Newark City, Texas	0.0003466670%
TX943	Newcastle City, Texas	0.0006093330%
TX944	Newton City, Texas	0.0040680000%
TX945	Newton County, Texas	0.1053373330%
TX946	Neylandville Town, Texas	0.0001086670%
TX947	Niederwald City, Texas	0.0000106670%
TX948	Nixon City, Texas	0.0015220000%
TX949	Nocona City, Texas	0.0110240000%
TX950	Nolan County, Texas	0.0335080000%
TX951	Nolanville City, Texas	0.0028313330%
TX952	Nome City, Texas	0.0002606670%
TX953	Noonday City, Texas	0.0001506670%
TX954	Nordheim City, Texas	0.0004646670%
TX955	Normangee Town, Texas	0.0041280000%
TX956	North Cleveland City, Texas	0.0000700000%
TX957	North Richland Hills City, Texas	0.0976126670%
TX958	Northlake Town, Texas	0.0059366670%
TX959	Novice City, Texas	0.0000506670%
TX960	Nueces County, Texas	0.9119546670%
TX961	Oak Grove Town, Texas	0.0018460000%
TX962	Oak Leaf City, Texas	0.0004080000%
TX963	Oak Point City, Texas	0.0060073330%
TX964	Oak Ridge North City, Texas	0.0223413330%
TX965	Oak Ridge Town, Cooke County, Texas	0.0002386670%
TX966	Oak Ridge Town, Kaufman County, Texas	0.0002386670%
TX967	Oak Valley Town, Texas	0.0000046670%
TX968	Oakwood Town, Texas	0.0000986670%
TX969	O'Brien City, Texas	0.0000506670%
TX970	Ochiltree County, Texas	0.0103173330%
TX971	Odem City, Texas	0.0049466670%
TX972	Odessa City, Texas	0.3727753330%
TX973	O'Donnell City, Texas	0.0000180000%
TX974	Oglesby City, Texas	0.0000193330%
TX975	Old River-Winfree City, Texas	0.0144353330%
TX976	Oldham County, Texas	0.0068786670%
TX977	Olmos Park City, Texas	0.0065340000%
TX978	Olney City, Texas	0.0040586670%

TX979	Olton City, Texas	0.0007980000%
TX980	Omaha City, Texas	0.0027900000%
TX981	Onalaska City, Texas	0.0211026670%
TX982	Opdyke West Town, Texas	0.0003193330%
TX983	Orange City, Texas	0.2075593330%
TX984	Orange County, Texas	0.4598786670%
TX985	Orange Grove City, Texas	0.0011180000%
TX986	Orchard City, Texas	0.0005780000%
TX987	Ore City, Texas	0.0045373330%
TX988	Overton City, Texas	0.0052666670%
TX989	Ovilla City, Texas	0.0089273330%
TX990	Oyster Creek City, Texas	0.0064220000%
TX991	Paducah Town, Texas	0.0000833330%
TX992	Paint Rock Town, Texas	0.0000940000%
TX993	Palacios City, Texas	0.0093573330%
TX994	Palestine City, Texas	0.1186726670%
TX995	Palisades Village, Texas	0.0001600000%
TX996	Palm Valley City, Texas	0.0012786670%
TX997	Palmer Town, Texas	0.0084440000%
TX998	Palmhurst City, Texas	0.0031066670%
TX999	Palmview City, Texas	0.0050513330%
TX1000	Palo Pinto County, Texas	0.0830806670%
TX1001	Pampa City, Texas	0.0448180000%
TX1002	Panhandle Town, Texas	0.0063573330%
TX1003	Panola County, Texas	0.0537993330%
TX1004	Panorama Village City, Texas	0.0008613330%
TX1005	Pantego Town, Texas	0.0085986670%
TX1006	Paradise City, Texas	0.0000346670%
TX1007	Paris City, Texas	0.1341200000%
TX1008	Parker City, Texas	0.0068713330%
TX1009	Parker County, Texas	0.3175026670%
TX1010	Parmer County, Texas	0.0105773330%
TX1011	Pasadena City, Texas	0.2376906670%
TX1012	Pattison City, Texas	0.0007653330%
TX1013	Patton Village City, Texas	0.0061786670%
TX1014	Payne Springs Town, Texas	0.0011800000%
TX1015	Pearland City, Texas	0.2225013330%
TX1016	Pearsall City, Texas	0.0077133330%
TX1017	Pecan Gap City, Texas	0.0004793330%
TX1018	Pecan Hill City, Texas	0.0001526670%
TX1019	Pecos City, Texas	0.0050813330%
TX1020	Pecos County, Texas	0.0313313330%
TX1021	Pelican Bay City, Texas	0.0007993330%
TX1022	Penelope Town, Texas	0.0002766670%
TX1023	Penitas City, Texas	0.0002080000%
TX1024	Perryton City, Texas	0.0155760000%
TX1025	Petersburg City, Texas	0.0011273330%
TX1026	Petrolia City, Texas	0.0000113330%
TX1027	Petronila City, Texas	0.0000033330%

TX1028	Pflugerville City, Texas	0.0576053330%
TX1029	Pharr City, Texas	0.0964806670%
TX1030	Pilot Point City, Texas	0.0077420000%
TX1031	Pine Forest City, Texas	0.0025960000%
TX1032	Pine Island Town, Texas	0.0020940000%
TX1033	Pinehurst City, Texas	0.0217806670%
TX1034	Pineland City, Texas	0.0027586670%
TX1035	Piney Point Village City, Texas	0.0104920000%
TX1036	Pittsburg City, Texas	0.0136840000%
TX1037	Plains Town, Texas	0.0000860000%
TX1038	Plainview City, Texas	0.0401986670%
TX1039	Plano City, Texas	0.7677386670%
TX1040	Pleak Village, Texas	0.0001800000%
TX1041	Pleasant Valley Town, Texas	0.0002053330%
TX1042	Pleasanton City, Texas	0.0193406670%
TX1043	Plum Grove City, Texas	0.0001720000%
TX1044	Point Blank City, Texas	0.0002366670%
TX1045	Point City, Texas	0.0010126670%
TX1046	Point Comfort City, Texas	0.0002980000%
TX1047	Point Venture Village, Texas	0.0003920000%
TX1048	Polk County, Texas	0.2472206670%
TX1049	Ponder Town, Texas	0.0008546670%
TX1050	Port Aransas City, Texas	0.0206813330%
TX1051	Port Arthur City, Texas	0.2452966670%
TX1052	Port Isabel City, Texas	0.0065346670%
TX1053	Port Lavaca City, Texas	0.0078346670%
TX1054	Port Neches City, Texas	0.0258993330%
TX1055	Portland City, Texas	0.0510113330%
TX1056	Post City, Texas	0.0015546670%
TX1057	Post Oak Bend City Town, Texas	0.0006893330%
TX1058	Poteet City, Texas	0.0045113330%
TX1059	Poth Town, Texas	0.0026493330%
TX1060	Potter County, Texas	0.2478006670%
TX1061	Pottsboro Town, Texas	0.0082013330%
TX1062	Powell Town, Texas	0.0000733330%
TX1063	Poynor Town, Texas	0.0007866670%
TX1064	Prairie View City, Texas	0.0050666670%
TX1065	Premont City, Texas	0.0022140000%
TX1066	Presidio City, Texas	0.0000986670%
TX1067	Presidio County, Texas	0.0005246670%
TX1068	Primera Town, Texas	0.0019720000%
TX1069	Princeton City, Texas	0.0128300000%
TX1070	Progreso City, Texas	0.0053813330%
TX1071	Progreso Lakes City, Texas	0.0000260000%
TX1072	Prosper Town, Texas	0.0151800000%
TX1073	Providence Village Town, Texas	0.0003386670%
TX1074	Putnam Town, Texas	0.0000093330%
TX1075	Pyote Town, Texas	0.0000146670%
TX1076	Quanah City, Texas	0.0001380000%

TX1077	Queen City, Texas	0.0032246670%
TX1078	Quinlan City, Texas	0.0048693330%
TX1079	Quintana Town, Texas	0.0003280000%
TX1080	Quitaque City, Texas	0.0000053330%
TX1081	Quitman City, Texas	0.0104126670%
TX1082	Rains County, Texas	0.0354600000%
TX1083	Ralls City, Texas	0.0026446670%
TX1084	Rancho Viejo Town, Texas	0.0025573330%
TX1085	Randall County, Texas	0.1854173330%
TX1086	Ranger City, Texas	0.0081240000%
TX1087	Rankin City, Texas	0.0010753330%
TX1088	Ransom Canyon Town, Texas	0.0006200000%
TX1089	Ravenna City, Texas	0.0004566670%
TX1090	Raymondville City, Texas	0.0049773330%
TX1091	Reagan County, Texas	0.0168100000%
TX1092	Real County, Texas	0.0033820000%
TX1093	Red Lick City, Texas	0.0000153330%
TX1094	Red Oak City, Texas	0.0178953330%
TX1095	Red River County, Texas	0.0195373330%
TX1096	Redwater City, Texas	0.0007053330%
TX1097	Reeves County, Texas	0.0689000000%
TX1098	Refugio County, Texas	0.0308106670%
TX1099	Refugio Town, Texas	0.0058926670%
TX1100	Reklaw City, Texas	0.0007573330%
TX1101	Reno City, Texas	0.0074426670%
TX1102	Reno City, Texas	0.0025273330%
TX1103	Retreat Town, Texas	0.0000346670%
TX1104	Rhome City, Texas	0.0081900000%
TX1105	Rice City, Texas	0.0013146670%
TX1106	Richardson City, Texas	0.1735433330%
TX1107	Richland Hills City, Texas	0.0162920000%
TX1108	Richland Springs Town, Texas	0.0014893330%
TX1109	Richland Town, Texas	0.0001400000%
TX1110	Richmond City, Texas	0.0517373330%
TX1111	Richwood City, Texas	0.0080746670%
TX1112	Riesel City, Texas	0.0007453330%
TX1113	Rio Bravo City, Texas	0.0056986670%
TX1114	Rio Grande City, Texas	0.0172980000%
TX1115	Rio Hondo City, Texas	0.0023666670%
TX1116	Rio Vista City, Texas	0.0029460000%
TX1117	Rising Star Town, Texas	0.0012886670%
TX1118	River Oaks City, Texas	0.0079446670%
TX1119	Riverside City, Texas	0.0005720000%
TX1120	Roanoke City, Texas	0.0001833330%
TX1121	Roaring Springs Town, Texas	0.0003073330%
TX1122	Robert Lee City, Texas	0.0000566670%
TX1123	Roberts County, Texas	0.0003646670%
TX1124	Robertson County, Texas	0.0297613330%
TX1125	Robinson City, Texas	0.0120013330%

TX1126	Robstown City, Texas	0.0267693330%
TX1127	Roby City, Texas	0.0002853330%
TX1128	Rochester Town, Texas	0.0004493330%
TX1129	Rockdale City, Texas	0.0139820000%
TX1130	Rockport City, Texas	0.0361686670%
TX1131	Rocksprings Town, Texas	0.0000166670%
TX1132	Rockwall City, Texas	0.0762053330%
TX1133	Rockwall County, Texas	0.1125466670%
TX1134	Rocky Mound Town, Texas	0.0001866670%
TX1135	Rogers Town, Texas	0.0025453330%
TX1136	Rollingwood City, Texas	0.0031693330%
TX1137	Roma City, Texas	0.0110860000%
TX1138	Roman Forest Town, Texas	0.0057400000%
TX1139	Ropesville City, Texas	0.0014146670%
TX1140	Roscoe City, Texas	0.0005186670%
TX1141	Rose City, Texas	0.0026746670%
TX1142	Rose Hill Acres City, Texas	0.0015406670%
TX1143	Rosebud City, Texas	0.0009926670%
TX1144	Rosenberg City, Texas	0.0843953330%
TX1145	Ross City, Texas	0.0000980000%
TX1146	Rosser Village, Texas	0.0003660000%
TX1147	Rotan City, Texas	0.0009953330%
TX1148	Round Mountain Town, Texas	0.0003026670%
TX1149	Round Rock City, Texas	0.3173280000%
TX1150	Round Top Town, Texas	0.0000933330%
TX1151	Rowlett City, Texas	0.0666420000%
TX1152	Roxton City, Texas	0.0000313330%
TX1153	Royse City, Texas	0.0156626670%
TX1154	Rule Town, Texas	0.0005333330%
TX1155	Runaway Bay City, Texas	0.0046206670%
TX1156	Runge Town, Texas	0.0001700000%
TX1157	Runnels County, Texas	0.0225540000%
TX1158	Rusk City, Texas	0.0119940000%
TX1159	Rusk County, Texas	0.1009266670%
TX1160	Sabinal City, Texas	0.0012073330%
TX1161	Sabine County, Texas	0.0309860000%
TX1162	Sachse City, Texas	0.0156000000%
TX1163	Sadler City, Texas	0.0006166670%
TX1164	Saginaw City, Texas	0.0213153330%
TX1165	Salado Village, Texas	0.0021400000%
TX1166	San Angelo City, Texas	0.3576726670%
TX1167	San Antonio City, Texas	2.9102773330%
TX1168	San Augustine City, Texas	0.0167880000%
TX1169	San Augustine County, Texas	0.0252360000%
TX1170	San Benito City, Texas	0.0266766670%
TX1171	San Diego City, Texas	0.0078473330%
TX1172	San Elizario City, Texas	0.0052206670%
TX1173	San Felipe Town, Texas	0.0009986670%
TX1174	San Jacinto County, Texas	0.1315986670%

TX1175	San Juan City, Texas	0.0192300000%
TX1176	San Leanna Village, Texas	0.0000240000%
TX1177	San Marcos City, Texas	0.2171253330%
TX1178	San Patricio City, Texas	0.0028086670%
TX1179	San Patricio County, Texas	0.1812773330%
TX1180	San Perlita City, Texas	0.0014793330%
TX1181	San Saba City, Texas	0.0067046670%
TX1182	San Saba County, Texas	0.0117080000%
TX1183	Sanctuary Town, Texas	0.0000113330%
TX1184	Sandy Oaks City, Texas	0.0065753330%
TX1185	Sandy Point City, Texas	0.0010913330%
TX1186	Sanford Town, Texas	0.0002053330%
TX1187	Sanger City, Texas	0.0148246670%
TX1188	Sansom Park City, Texas	0.0001486670%
TX1189	Santa Anna Town, Texas	0.0002193330%
TX1190	Santa Clara City, Texas	0.0000580000%
TX1191	Santa Fe City, Texas	0.0221813330%
TX1192	Santa Rosa Town, Texas	0.0014253330%
TX1193	Savoy City, Texas	0.0015660000%
TX1194	Schertz City, Texas	0.0400733330%
TX1195	Schleicher County, Texas	0.0037966670%
TX1196	Schulenburg City, Texas	0.0017066670%
TX1197	Scotland City, Texas	0.0000986670%
TX1198	Scottsville City, Texas	0.0004720000%
TX1199	Scurry County, Texas	0.0487440000%
TX1200	Scurry Town, Texas	0.0007400000%
TX1201	Seabrook City, Texas	0.0201800000%
TX1202	Seadrift City, Texas	0.0006606670%
TX1203	Seagoville City, Texas	0.0114040000%
TX1204	Seagraves City, Texas	0.0050206670%
TX1205	Sealy City, Texas	0.0137580000%
TX1206	Seguin City, Texas	0.2510253330%
TX1207	Selma City, Texas	0.0149526670%
TX1208	Seminole City, Texas	0.0107280000%
TX1209	Seven Oaks City, Texas	0.0026113330%
TX1210	Seven Points City, Texas	0.0049680000%
TX1211	Seymour City, Texas	0.0094786670%
TX1212	Shackelford County, Texas	0.0008586670%
TX1213	Shady Shores Town, Texas	0.0003960000%
TX1214	Shallowater City, Texas	0.0012713330%
TX1215	Shamrock City, Texas	0.0028853330%
TX1216	Shavano Park City, Texas	0.0021186670%
TX1217	Shelby County, Texas	0.0732833330%
TX1218	Shenandoah City, Texas	0.0314146670%
TX1219	Shepherd City, Texas	0.0000980000%
TX1220	Sherman City, Texas	0.2203900000%
TX1221	Sherman County, Texas	0.0052866670%
TX1222	Shiner City, Texas	0.0026946670%
TX1223	Shoreacres City, Texas	0.0006386670%



TX1224	Silsbee City, Texas	0.0442946670%
TX1225	Silverton City, Texas	0.0000093330%
TX1226	Simonton City, Texas	0.0012706670%
TX1227	Sinton City, Texas	0.0157720000%
TX1228	Skellytown, Texas	0.0002666670%
TX1229	Slaton City, Texas	0.0001026670%
TX1230	Smiley City, Texas	0.0004366670%
TX1231	Smith County, Texas	0.5059740000%
TX1232	Smithville City, Texas	0.0113393330%
TX1233	Smyer Town, Texas	0.0002000000%
TX1234	Snook City, Texas	0.0009480000%
TX1235	Snyder City, Texas	0.0060120000%
TX1236	Socorro City, Texas	0.0074166670%
TX1237	Somerset City, Texas	0.0010180000%
TX1238	Somervell County, Texas	0.0380506670%
TX1239	Somerville City, Texas	0.0025373330%
TX1240	Sonora City, Texas	0.0048913330%
TX1241	Sour Lake City, Texas	0.0119040000%
TX1242	South Houston City, Texas	0.0170800000%
TX1243	South Mountain Town, Texas	0.0001026670%
TX1244	South Padre Island Town, Texas	0.0204193330%
TX1245	Southlake City, Texas	0.0472306670%
TX1246	Southmayd City, Texas	0.0047306670%
TX1247	Southside Place City, Texas	0.0005900000%
TX1248	Spearman City, Texas	0.0093333330%
TX1249	Splendora City, Texas	0.0051706670%
TX1250	Spofford City, Texas	0.0000046670%
TX1251	Spring Valley Village City, Texas	0.0109360000%
TX1252	Springlake Town, Texas	0.0000020000%
TX1253	Springtown City, Texas	0.0094960000%
TX1254	Spur City, Texas	0.0002846670%
TX1255	St. Hedwig Town, Texas	0.0000740000%
TX1256	St. Jo City, Texas	0.0049066670%
TX1257	St. Paul Town, Texas	0.0000140000%
TX1258	Stafford City, Texas	0.0500966670%
TX1259	Stagecoach Town, Texas	0.0020240000%
TX1260	Stamford City, Texas	0.0002653330%
TX1261	Stanton City, Texas	0.0025586670%
TX1262	Staples City, Texas	0.0000126670%
TX1263	Star Harbor City, Texas	0.0001006670%
TX1264	Starr County, Texas	0.0665973330%
TX1265	Stephens County, Texas	0.0234960000%
TX1266	Stephenville City, Texas	0.0556480000%
TX1267	Sterling City, Texas	0.0000413330%
TX1268	Sterling County, Texas	0.0006260000%
TX1269	Stinnett City, Texas	0.0027313330%
TX1270	Stockdale City, Texas	0.0004940000%
TX1271	Stonewall County, Texas	0.0012146670%
TX1272	Stratford City, Texas	0.0055853330%

TX1273	Strawn City, Texas	0.0006580000%
TX1274	Streetman Town, Texas	0.0000033330%
TX1275	Sudan City, Texas	0.0000213330%
TX1276	Sugar Land City, Texas	0.2143740000%
TX1277	Sullivan City, Texas	0.0040806670%
TX1278	Sulphur Springs City, Texas	0.0830686670%
TX1279	Sun Valley City, Texas	0.0000026670%
TX1280	Sundown City, Texas	0.0017280000%
TX1281	Sunnyvale Town, Texas	0.0021653330%
TX1282	Sunray City, Texas	0.0017140000%
TX1283	Sunrise Beach Village City, Texas	0.0013886670%
TX1284	Sunset Valley City, Texas	0.0062833330%
TX1285	Surfside Beach City, Texas	0.0043533330%
TX1286	Sutton County, Texas	0.0043606670%
TX1287	Sweeny City, Texas	0.0030020000%
TX1288	Sweetwater City, Texas	0.0454986670%
TX1289	Swisher County, Texas	0.0048340000%
TX1290	Taft City, Texas	0.0039073330%
TX1291	Tahoka City, Texas	0.0002866670%
TX1292	Talco City, Texas	0.0002480000%
TX1293	Talty Town, Texas	0.0060826670%
TX1294	Tarrant County, Texas	4.1141060000%
TX1295	Tatum City, Texas	0.0006480000%
TX1296	Taylor City, Texas	0.0386300000%
TX1297	Taylor County, Texas	0.2340520000%
TX1298	Taylor Lake Village City, Texas	0.0002746670%
TX1299	Taylor Landing City, Texas	0.0001020000%
TX1300	Teague City, Texas	0.0011426670%
TX1301	Tehuacana Town, Texas	0.0000080000%
TX1302	Temple City, Texas	0.1871646670%
TX1303	Tenaha Town, Texas	0.0031453330%
TX1304	Terrell City, Texas	0.0991373330%
TX1305	Terrell County, Texas	0.0038246670%
TX1306	Terrell Hills City, Texas	0.0065720000%
TX1307	Terry County, Texas	0.0169486670%
TX1308	Texarkana City, Texas	0.1280626670%
TX1309	Texas City, Texas	0.1991346670%
TX1310	Texhoma City, Texas	0.0001040000%
TX1311	Texline Town, Texas	0.0005766670%
TX1312	The Colony City, Texas	0.0761980000%
TX1313	The Hills Village, Texas	0.0006693330%
TX1314	Thompsons Town, Texas	0.0012646670%
TX1315	Thorndale City, Texas	0.0010633330%
TX1316	Thornton Town, Texas	0.0001800000%
TX1317	Thorntonville Town, Texas	0.0000580000%
TX1318	Thrall City, Texas	0.0005500000%
TX1319	Three Rivers City, Texas	0.0031126670%
TX1320	Throckmorton County, Texas	0.0037966670%
TX1321	Throckmorton Town, Texas	0.0000193330%

TX1322	Tiki Island Village, Texas	0.0014520000%
TX1323	Timbercreek Canyon Village, Texas	0.0002460000%
TX1324	Timpson City, Texas	0.0084280000%
TX1325	Tioga Town, Texas	0.0015933330%
TX1326	Tira Town, Texas	0.0001233330%
TX1327	Titus County, Texas	0.0470740000%
TX1328	Toco City, Texas	0.0000026670%
TX1329	Todd Mission City, Texas	0.0011200000%
TX1330	Tolar City, Texas	0.0015793330%
TX1331	Tom Bean City, Texas	0.0015286670%
TX1332	Tom Green County, Texas	0.1882846670%
TX1333	Tomball City, Texas	0.0230800000%
TX1334	Tool City, Texas	0.0098580000%
TX1335	Toyah Town, Texas	0.0000266670%
TX1336	Travis County, Texas	3.1356486670%
TX1337	Trent Town, Texas	0.0000420000%
TX1338	Trenton City, Texas	0.0020593330%
TX1339	Trinidad City, Texas	0.0039060000%
TX1340	Trinity City, Texas	0.0157680000%
TX1341	Trinity County, Texas	0.0705106670%
TX1342	Trophy Club Town, Texas	0.0195800000%
TX1343	Troup City, Texas	0.0052786670%
TX1344	Troy City, Texas	0.0035466670%
TX1345	Tulia City, Texas	0.0059406670%
TX1346	Turkey City, Texas	0.0004913330%
TX1347	Tuscola City, Texas	0.0000920000%
TX1348	Tye City, Texas	0.0011773330%
TX1349	Tyler City, Texas	0.4825526670%
TX1350	Tyler County, Texas	0.0878286670%
TX1351	Uhland City, Texas	0.0010300000%
TX1352	Uncertain City, Texas	0.0001233330%
TX1353	Union Grove City, Texas	0.0006626670%
TX1354	Union Valley City, Texas	0.0004440000%
TX1355	Universal City, Texas	0.0189520000%
TX1356	University Park City, Texas	0.0338886670%
TX1357	Upshur County, Texas	0.0855333330%
TX1358	Upton County, Texas	0.0056660000%
TX1359	Uvalde City, Texas	0.0122926670%
TX1360	Uvalde County, Texas	0.0241626670%
TX1361	Val Verde County, Texas	0.0785433330%
TX1362	Valentine Town, Texas	0.0001380000%
TX1363	Valley Mills City, Texas	0.0014853330%
TX1364	Valley View City, Texas	0.0012160000%
TX1365	Van Alstyne City, Texas	0.0291660000%
TX1366	Van City, Texas	0.0041373330%
TX1367	Van Horn Town, Texas	0.0001406670%
TX1368	Van Zandt County, Texas	0.1658313330%
TX1369	Vega City, Texas	0.0006493330%
TX1370	Venus Town, Texas	0.0065280000%

TX1371	Vernon City, Texas	0.0542246670%
TX1372	Victoria City, Texas	0.0563986670%
TX1373	Victoria County, Texas	0.3472573330%
TX1374	Vidor City, Texas	0.0637466670%
TX1375	Vinton Village, Texas	0.0004146670%
TX1376	Volente Village, Texas	0.0002220000%
TX1377	Von Ormy City, Texas	0.0003420000%
TX1378	Waco City, Texas	0.3413380000%
TX1379	Waelder City, Texas	0.0022846670%
TX1380	Wake Village City, Texas	0.0001160000%
TX1381	Walker County, Texas	0.1230826670%
TX1382	Waller City, Texas	0.0075300000%
TX1383	Waller County, Texas	0.0841373330%
TX1384	Wallis City, Texas	0.0017986670%
TX1385	Walnut Springs City, Texas	0.0001220000%
TX1386	Ward County, Texas	0.0452800000%
TX1387	Warren City, Texas	0.0000440000%
TX1388	Washington County, Texas	0.0558180000%
TX1389	Waskom City, Texas	0.0035640000%
TX1390	Watauga City, Texas	0.0221440000%
TX1391	Waxahachie City, Texas	0.1013960000%
TX1392	Weatherford City, Texas	0.1385813330%
TX1393	Webb County, Texas	0.3368693330%
TX1394	Webberville Village, Texas	0.0008533330%
TX1395	Webster City, Texas	0.0354680000%
TX1396	Weimar City, Texas	0.0038866670%
TX1397	Weinert City, Texas	0.0001560000%
TX1398	Weir City, Texas	0.0002953330%
TX1399	Wellington City, Texas	0.0060740000%
TX1400	Wellman City, Texas	0.0002553330%
TX1401	Wells Town, Texas	0.0009046670%
TX1402	Weslaco City, Texas	0.0492993330%
TX1403	West City, Texas	0.0023480000%
TX1404	West Columbia City, Texas	0.0119720000%
TX1405	West Lake Hills City, Texas	0.0113706670%
TX1406	West Orange City, Texas	0.0283013330%
TX1407	West Tawakoni City, Texas	0.0046633330%
TX1408	West University Place City, Texas	0.0231146670%
TX1409	Westbrook City, Texas	0.0000286670%
TX1410	Westlake Town, Texas	0.0276933330%
TX1411	Weston City, Texas	0.0001773330%
TX1412	Weston Lakes City, Texas	0.0001260000%
TX1413	Westover Hills Town, Texas	0.0030060000%
TX1414	Westworth Village City, Texas	0.0052280000%
TX1415	Wharton City, Texas	0.0211333330%
TX1416	Wharton County, Texas	0.0485913330%
TX1417	Wheeler City, Texas	0.0002980000%
TX1418	Wheeler County, Texas	0.0175153330%
TX1419	White Deer Town, Texas	0.0008486670%

TX1420	White Oak City, Texas	0.0102033330%
TX1421	White Settlement City, Texas	0.0155360000%
TX1422	Whiteface Town, Texas	0.0001033330%
TX1423	Whitehouse City, Texas	0.0193446670%
TX1424	Whitesboro City, Texas	0.0126213330%
TX1425	Whitewright Town, Texas	0.0047320000%
TX1426	Whitney Town, Texas	0.0000486670%
TX1427	Wichita County, Texas	0.3682473330%
TX1428	Wichita Falls City, Texas	0.5550493330%
TX1429	Wickett Town, Texas	0.0000580000%
TX1430	Wilbarger County, Texas	0.0367493330%
TX1431	Willacy County, Texas	0.0163873330%
TX1432	Williamson County, Texas	0.7973246670%
TX1433	Willis City, Texas	0.0162560000%
TX1434	Willow Park City, Texas	0.0178246670%
TX1435	Wills Point City, Texas	0.0291766670%
TX1436	Wilmer City, Texas	0.0002840000%
TX1437	Wilson City, Texas	0.0000080000%
TX1438	Wilson County, Texas	0.0806893330%
TX1439	Wimberley City, Texas	0.0004826670%
TX1440	Windcrest City, Texas	0.0086053330%
TX1441	Windom Town, Texas	0.0007246670%
TX1442	Windthorst Town, Texas	0.0022566670%
TX1443	Winfield City, Texas	0.0001933330%
TX1444	Wink City, Texas	0.0000800000%
TX1445	Winkler County, Texas	0.0407753330%
TX1446	Winnsboro City, Texas	0.0191940000%
TX1447	Winona Town, Texas	0.0002126670%
TX1448	Winters City, Texas	0.0041526670%
TX1449	Wise County, Texas	0.1927160000%
TX1450	Wixon Valley City, Texas	0.0002940000%
TX1451	Wolfe City, Texas	0.0036440000%
TX1452	Wolfforth City, Texas	0.0026813330%
TX1453	Wood County, Texas	0.1780320000%
TX1454	Woodbranch City, Texas	0.0064113330%
TX1455	Woodcreek City, Texas	0.0002386670%
TX1456	Woodloch Town, Texas	0.0006746670%
TX1457	Woodsboro Town, Texas	0.0007533330%
TX1458	Woodson Town, Texas	0.0000813330%
TX1459	Woodville Town, Texas	0.0135600000%
TX1460	Woodway City, Texas	0.0171420000%
TX1461	Wortham Town, Texas	0.0002506670%
TX1462	Wylie City, Texas	0.0764720000%
TX1463	Yantis Town, Texas	0.0013813330%
TX1464	Yoakum City, Texas	0.0134733330%
TX1465	Yoakum County, Texas	0.0232826670%

TX1466	Yorktown City, Texas	0.0036313330%
TX1467	Young County, Texas	0.0294133330%
TX1468	Zapata County, Texas	0.0376533330%
TX1469	Zavala County, Texas	0.0254313330%
TX1470	Zavalla City, Texas	0.0007253330%

Allocations are subject to change pursuant to a State-Subdivision Agreement, Allocation Statute, Statutory Trust, or voluntary redistribution.

UT1	Alpine City, Utah	0.0074850652%
UT2	American Fork City, Utah	0.3698700092%
UT3	Beaver County, Utah	0.2275939135%
UT4	Bluffdale City, Utah	0.1704007776%
UT5	Bountiful City, Utah	0.6461516868%
UT6	Box Elder County, Utah	1.1410929709%
UT7	Brigham City, Utah	0.3231707689%
UT8	Cache County, Utah	1.5923257966%
UT9	Carbon County, Utah	2.7182297715%
UT10	Cedar City, Utah	0.5516348901%
UT11	Cedar Hills City, Utah	0.0265381350%
UT12	Centerville City, Utah	0.2945736299%
UT13	Clearfield City, Utah	0.5750088413%
UT14	Clinton City, Utah	0.2576485190%
UT15	Cottonwood Heights City, Utah	0.0239883969%
UT16	Daggett County, Utah	0.0276266371%
UT17	Davis County, Utah	4.8789267057%
UT18	Draper City, Utah	0.7910838693%
UT19	Duchesne County, Utah	0.6408909172%
UT20	Eagle Mountain City, Utah	0.2503351422%
UT21	Emery County, Utah	0.9376231601%
UT22	Farmington City, Utah	0.1603346751%
UT23	Garfield County, Utah	0.1469437809%
UT24	Grand County, Utah	0.3044262356%
UT25	Grantsville City, Utah	0.1073581283%
UT26	Heber City, Utah	0.0928758762%
UT27	Herriman City, Utah	0.1167024085%
UT28	Highland City, Utah	0.1372268809%
UT29	Holladay City, Utah	0.2761428876%
UT30	Hurricane City, Utah	0.3378642332%
UT31	Iron County, Utah	1.0702371865%
UT32	Juab County, Utah	0.3518708297%
UT33	Kane County, Utah	0.4388202011%
UT34	Kaysville City, Utah	0.1350662117%
UT35	Layton City, Utah	1.1150478545%
UT36	Lehi City, Utah	0.6673840454%
UT37	Lindon City, Utah	0.2081464059%
UT38	Logan City, Utah	0.8935609300%
UT39	Mapleton City, Utah	0.1020696007%
UT40	Midvale City, Utah	0.4932109210%
UT41	Millard County, Utah	0.3551337086%
UT42	Morgan County, Utah	0.2160474984%
UT43	Murray City, Utah	1.1259407571%
UT44	North Logan City, Utah	0.0879011396%
UT45	North Ogden City, Utah	0.1395023517%
UT46	North Salt Lake City, Utah	0.1790604747%
UT47	Ogden City, Utah	3.6512528708%
UT48	Orem City, Utah	1.8083710104%
UT49	Payson City, Utah	0.2381624015%

Allocations are subject to change pursuant to a State-Subdivision Agreement, Allocation Statute, Statutory Trust, or voluntary redistribution.

UT50	Piute County, Utah	0.0224236680%
UT51	Pleasant Grove City, Utah	0.4674787961%
UT52	Pleasant View City, Utah	0.0767770346%
UT53	Provo City, Utah	2.3364111417%
UT54	Rich County, Utah	0.0610053490%
UT55	Riverton City, Utah	0.0412215470%
UT56	Roy City, Utah	0.5557639786%
UT57	Salt Lake City, Utah	9.2867022201%
UT58	Salt Lake County, Utah	19.7782038536%
UT59	San Juan County, Utah	0.2489376467%
UT60	Sandy City, Utah	1.4728771735%
UT61	Sanpete County, Utah	1.0128237001%
UT62	Santaquin City, Utah	0.1356391917%
UT63	Saratoga Springs City, Utah	0.3576972686%
UT64	Sevier County, Utah	0.6613686693%
UT65	Smithfield City, Utah	0.0754928557%
UT66	South Jordan City, Utah	1.0816862772%
UT67	South Ogden City, Utah	0.3523774418%
UT68	South Salt Lake City, Utah	1.0103412437%
UT69	Spanish Fork City, Utah	0.3973909831%
UT70	Springville City, Utah	0.4031371180%
UT71	St. George City, Utah	1.6549144940%
UT72	Summit County, Utah	0.9435271615%
UT73	Syracuse City, Utah	0.2902117397%
UT74	Taylorsville City, Utah	1.0791357394%
UT75	Tooele City, Utah	0.4168343784%
UT76	Tooele County, Utah	1.7091149060%
UT77	Uintah County, Utah	0.7667420434%
UT78	Utah County, Utah	7.4710417070%
UT79	Vernal City, Utah	0.0994151132%
UT80	Vineyard Town, Utah	0.0012097006%
UT81	Wasatch County, Utah	0.5077548576%
UT82	Washington City, Utah	0.3059016363%
UT83	Washington County, Utah	2.5665496530%
UT84	Wayne County, Utah	0.1091896995%
UT85	Weber County, Utah	5.1002376011%
UT86	West Haven City, Utah	0.0067360561%
UT87	West Jordan City, Utah	1.7847960136%
UT88	West Point City, Utah	0.0019552828%
UT89	West Valley City, Utah	3.7788016901%
UT90	Woods Cross City, Utah	0.1613122594%



Allocations are subject to change pursuant to a State-Subdivision Agreement, Allocation Statute, Statutory Trust, or voluntary redistribution.

VT1	Addison County, Vermont	0.7355948910%
VT2	Albany Town, Vermont	0.0345075405%
VT3	Albany Village, Vermont	0.0160668267%
VT4	Alburgh Town, Vermont	0.0606145322%
VT5	Alburgh Village, Vermont	0.0525580527%
VT6	Andover Town, Vermont	0.0012398034%
VT7	Arlington Town, Vermont	0.0885559202%
VT8	Athens Town, Vermont	0.0006484140%
VT9	Bakersfield Town, Vermont	0.0549127180%
VT10	Baltimore Town, Vermont	0.0024796068%
VT11	Barnard Town, Vermont	0.0830636232%
VT12	Barnet Town, Vermont	0.0471074029%
VT13	Barre City, Vermont	2.1256028600%
VT14	Barre Town, Vermont	1.3320832015%
VT15	Barton Town, Vermont	0.3252065150%
VT16	Barton Village, Vermont	0.0324162133%
VT17	Bellows Falls Village, Vermont	0.9422159742%
VT18	Belvidere Town, Vermont	0.0049931720%
VT19	Bennington County, Vermont	0.9901518348%
VT20	Bennington Town, Vermont	2.4851413569%
VT21	Benson Town, Vermont	0.0225970986%
VT22	Berlin Town, Vermont	0.5526473249%
VT23	Bethel Town, Vermont	0.0892626402%
VT24	Bloomfield Town, Vermont	0.0119245379%
VT25	Bolton Town, Vermont	0.1874031696%
VT26	Bradford Town, Vermont	0.7724442824%
VT27	Braintree Town, Vermont	0.0619908100%
VT28	Brandon Town, Vermont	0.5039156835%
VT29	Brattleboro Town, Vermont	2.8616648398%
VT30	Bridgewater Town, Vermont	0.2045592293%
VT31	Bridport Town, Vermont	0.0525426753%
VT32	Brighton Town, Vermont	0.1371312246%
VT33	Bristol Town, Vermont	0.4536168281%
VT34	Brookfield Town, Vermont	0.0181094589%
VT35	Brookline Town, Vermont	0.0142663887%
VT36	Brownington Town, Vermont	0.0209132726%
VT37	Brunswick Town, Vermont	0.0071549790%
VT38	Burke Town, Vermont	0.0035553845%
VT39	Burlington City, Vermont	10.6984139884%
VT40	Cabot Town, Vermont	0.0223388863%
VT41	Calais Town, Vermont	0.0461347819%
VT42	Caledonia County, Vermont	0.8505961058%
VT43	Cambridge Town, Vermont	0.0682410850%
VT44	Cambridge Village, Vermont	0.0012481328%
VT45	Canaan Town, Vermont	0.1359388349%
VT46	Castleton Town, Vermont	0.4255786906%
VT47	Cavendish Town, Vermont	0.0216955982%
VT48	Charleston Town, Vermont	0.0460098405%
VT49	Charlotte Town, Vermont	0.2587947007%

Allocations are subject to change pursuant to a State-Subdivision  
Agreement, Allocation Statute, Statutory Trust, or voluntary redistribution.

VT50	Chelsea Town, Vermont	0.0097511978%
VT51	Chester Town, Vermont	0.3719262791%
VT52	Chittenden County, Vermont	0.6721150355%
VT53	Chittenden Town, Vermont	0.0203372606%
VT54	Clarendon Town, Vermont	0.0632716198%
VT55	Colchester Town, Vermont	2.5489633597%
VT56	Concord Town, Vermont	0.0166940968%
VT57	Corinth Town, Vermont	0.0626872784%
VT58	Cornwall Town, Vermont	0.0577966224%
VT59	Coventry Town, Vermont	0.0376445314%
VT60	Craftsbury Town, Vermont	0.0501924950%
VT61	Danby Town, Vermont	0.0082858591%
VT62	Danville Town, Vermont	0.0302198071%
VT63	Derby Center Village, Vermont	0.0488117321%
VT64	Derby Line Village, Vermont	0.0549242511%
VT65	Derby Town, Vermont	0.5855806035%
VT66	Dorset Town, Vermont	0.0697288490%
VT67	Dover Town, Vermont	0.6426262960%
VT68	Dummerston Town, Vermont	0.0577133282%
VT69	East Haven Town, Vermont	0.0107321482%
VT70	East Montpelier Town, Vermont	0.1121807421%
VT71	Eden Town, Vermont	0.0299596726%
VT72	Elmore Town, Vermont	0.0195568572%
VT73	Enosburg Falls Village, Vermont	0.0515847910%
VT74	Enosburgh Town, Vermont	0.0873609676%
VT75	Essex County, Vermont	0.3791972294%
VT76	Essex Junction Village, Vermont	0.1451319610%
VT77	Essex Town, Vermont	1.8402135758%
VT78	Fair Haven Town, Vermont	0.3879168595%
VT79	Fairfax Town, Vermont	0.1256334098%
VT80	Fairfield Town, Vermont	0.0981770508%
VT81	Fairlee Town, Vermont	0.0592042959%
VT82	Fayston Town, Vermont	0.0053417265%
VT83	Ferrisburgh Town, Vermont	0.1296046250%
VT84	Fletcher Town, Vermont	0.0216321664%
VT85	Franklin County, Vermont	1.4110871894%
VT86	Franklin Town, Vermont	0.0432643327%
VT87	Georgia Town, Vermont	0.2512668196%
VT88	Goshen Town, Vermont	0.0148872515%
VT89	Grafton Town, Vermont	0.0220479971%
VT90	Grand Isle County, Vermont	0.4312958821%
VT91	Grand Isle Town, Vermont	0.1561992085%
VT92	Granville Town, Vermont	0.0131355086%
VT93	Greensboro Town, Vermont	0.2645567430%
VT94	Groton Town, Vermont	0.0719938128%
VT95	Guildhall Town, Vermont	0.0155017070%
VT96	Guilford Town, Vermont	0.0032420698%
VT97	Halifax Town, Vermont	0.0155632167%
VT98	Hancock Town, Vermont	0.0534179060%

Allocations are subject to change pursuant to a State-Subdivision Agreement, Allocation Statute, Statutory Trust, or voluntary redistribution.

VT99	Hardwick Town, Vermont	0.7839350493%
VT100	Hartford Town, Vermont	3.2053851113%
VT101	Hartland Town, Vermont	0.0483504099%
VT102	Highgate Town, Vermont	0.2362905072%
VT103	Hinesburg Town, Vermont	0.2869757200%
VT104	Holland Town, Vermont	0.0010456636%
VT105	Hubbardton Town, Vermont	0.0632716198%
VT106	Huntington Town, Vermont	0.0422712086%
VT107	Hyde Park Town, Vermont	0.0374497510%
VT108	Hyde Park Village, Vermont	0.0025481644%
VT109	Ira Town, Vermont	0.0067788733%
VT110	Irasburg Town, Vermont	0.0909740173%
VT111	Isle La Motte Town, Vermont	0.0520666164%
VT112	Jacksonville Village, Vermont	0.0061977355%
VT113	Jamaica Town, Vermont	0.0259384809%
VT114	Jay Town, Vermont	0.0031369909%
VT115	Jeffersonville Village, Vermont	0.0039462269%
VT116	Jericho Town, Vermont	0.0422712086%
VT117	Johnson Town, Vermont	0.2812873611%
VT118	Johnson Village, Vermont	0.1616364031%
VT119	Killington Town, Vermont	0.2124125988%
VT120	Kirby Town, Vermont	0.0008886859%
VT121	Lamoille County, Vermont	1.1151624597%
VT122	Landgrove Town, Vermont	0.0125511672%
VT123	Leicester Town, Vermont	0.0481639588%
VT124	Lincoln Town, Vermont	0.0718080025%
VT125	Londonderry Town, Vermont	0.0382589870%
VT126	Lowell Town, Vermont	0.0481011678%
VT127	Ludlow Town, Vermont	0.7209171567%
VT128	Ludlow Village, Vermont	0.2940730337%
VT129	Lunenburg Town, Vermont	0.0965880521%
VT130	Lyndon Town, Vermont	0.4559618826%
VT131	Lyndonville Village, Vermont	0.0079994549%
VT132	Maidstone Town, Vermont	0.0214642963%
VT133	Manchester Town, Vermont	0.6972897719%
VT134	Manchester Village, Vermont	0.0076701221%
VT135	Marlboro Town, Vermont	0.0129695608%
VT136	Marshfield Town, Vermont	0.0174828296%
VT137	Marshfield Village, Vermont	0.0171445266%
VT138	Mendon Town, Vermont	0.0971672678%
VT139	Middlebury Town, Vermont	1.3520936922%
VT140	Middlesex Town, Vermont	0.0165114901%
VT141	Middletown Springs Town, Vermont	0.0587525845%
VT142	Milton Town, Vermont	0.9332579943%
VT143	Monkton Town, Vermont	0.0210170701%
VT144	Montgomery Town, Vermont	0.0432643327%
VT145	Montpelier City, Vermont	2.1358012840%
VT146	Moretown, Vermont	0.0140831413%
VT147	Morgan Town, Vermont	0.0271878951%

Allocations are subject to change pursuant to a State-Subdivision Agreement, Allocation Statute, Statutory Trust, or voluntary redistribution.

VT148	Morristown, Vermont	0.5887893556%
VT149	Morrisville Village, Vermont	0.2266450291%
VT150	Mount Holly Town, Vermont	0.0918947396%
VT151	Mount Tabor Town, Vermont	0.0241034437%
VT152	New Haven Town, Vermont	0.1313563678%
VT153	Newbury Town, Vermont	0.0536325490%
VT154	Newbury Village, Vermont	0.0020894051%
VT155	Newfane Town, Vermont	0.0603069840%
VT156	Newfane Village, Vermont	0.0032420698%
VT157	Newport City, Vermont	1.2443589426%
VT158	Newport Town, Vermont	0.5761696308%
VT159	North Bennington Village, Vermont	0.1073823506%
VT160	North Hero Town, Vermont	0.0916986776%
VT161	North Troy Village, Vermont	0.0345075405%
VT162	Northfield Town, Vermont	0.5366215046%
VT163	Norton Town, Vermont	0.0131169276%
VT164	Norwich Town, Vermont	0.4866039276%
VT165	Old Bennington Village, Vermont	0.0014256137%
VT166	Orange County, Vermont	0.5836866196%
VT167	Orange Town, Vermont	0.0271641883%
VT168	Orleans County, Vermont	0.4475510820%
VT169	Orleans Village, Vermont	0.1150249216%
VT170	Orwell Town, Vermont	0.0350284502%
VT171	Panton Town, Vermont	0.0402823974%
VT172	Pawlet Town, Vermont	0.0497138732%
VT173	Peacham Town, Vermont	0.0373299353%
VT174	Perkinsville Village, Vermont	0.0463135443%
VT175	Peru Town, Vermont	0.0034861862%
VT176	Pittsfield Town, Vermont	0.0090387113%
VT177	Pittsford Town, Vermont	0.2538406130%
VT178	Plainfield Town, Vermont	0.0684736682%
VT179	Plymouth Town, Vermont	0.0681866233%
VT180	Pomfret Town, Vermont	0.0750052216%
VT181	Poultney Town, Vermont	0.1634522185%
VT182	Poultney Village, Vermont	0.3218151562%
VT183	Pownal Town, Vermont	0.1568905511%
VT184	Proctor Town, Vermont	0.1581796903%
VT185	Putney Town, Vermont	0.1348803568%
VT186	Randolph Town, Vermont	1.0482675385%
VT187	Reading Town, Vermont	0.0006195813%
VT188	Readsboro Town, Vermont	0.0495075597%
VT189	Richford Town, Vermont	0.3377954850%
VT190	Richmond Town, Vermont	0.3085809759%
VT191	Ripton Town, Vermont	0.0402823974%
VT192	Rochester Town, Vermont	0.1090982129%
VT193	Rockingham Town, Vermont	0.4824558723%
VT194	Roxbury Town, Vermont	0.0082557450%
VT195	Royalton Town, Vermont	0.1989804344%
VT196	Rutland City, Vermont	6.2978142029%

Allocations are subject to change pursuant to a State-Subdivision Agreement, Allocation Statute, Statutory Trust, or voluntary redistribution.

VT197	Rutland County, Vermont	1.5426293676%
VT198	Rutland Town, Vermont	0.3201255637%
VT199	Ryegate Town, Vermont	0.0515514733%
VT200	Salisbury Town, Vermont	0.0271468887%
VT201	Sandgate Town, Vermont	0.0257994435%
VT202	Saxtons River Village, Vermont	0.0156375408%
VT203	Searsburg Town, Vermont	0.0118540581%
VT204	Shaftsbury Town, Vermont	0.0697288490%
VT205	Sharon Town, Vermont	0.1462910330%
VT206	Sheffield Town, Vermont	0.0302198071%
VT207	Shelburne Town, Vermont	0.7838991687%
VT208	Sheldon Town, Vermont	0.1372817951%
VT209	Shoreham Town, Vermont	0.0359043216%
VT210	Shrewsbury Town, Vermont	0.0323893028%
VT211	South Burlington City, Vermont	4.2811506559%
VT212	South Hero Town, Vermont	0.0559519744%
VT213	Springfield Town, Vermont	2.0400160607%
VT214	St Albans Town, Vermont	0.7155280165%
VT215	St George Town, Vermont	0.0117419312%
VT216	St Johnsbury Town, Vermont	1.7171904807%
VT217	St. Albans City, Vermont	3.9012902759%
VT218	Stamford Town, Vermont	0.0495075597%
VT219	Stannard Town, Vermont	0.0017773719%
VT220	Starksboro Town, Vermont	0.0070056900%
VT221	Stockbridge Town, Vermont	0.0737654182%
VT222	Stowe Town, Vermont	0.9395659345%
VT223	Strafford Town, Vermont	0.0821896740%
VT224	Stratton Town, Vermont	0.1614672516%
VT225	Sudbury Town, Vermont	0.0135583873%
VT226	Sunderland Town, Vermont	0.0341673154%
VT227	Sutton Town, Vermont	0.0364412494%
VT228	Swanton Town, Vermont	0.1297936389%
VT229	Swanton Village, Vermont	0.5715903674%
VT230	Thetford Town, Vermont	0.2618926073%
VT231	Tinmouth Town, Vermont	0.0120520422%
VT232	Topsham Town, Vermont	0.0592042959%
VT233	Townshend Town, Vermont	0.0596585701%
VT234	Troy Town, Vermont	0.0365988678%
VT235	Underhill Town, Vermont	0.0897092257%
VT236	Vergennes City, Vermont	1.4746932678%
VT237	Vernon Town, Vermont	0.3196917927%
VT238	Vershire Town, Vermont	0.0006964684%
VT239	Victory Town, Vermont	0.0095397585%
VT240	Waitsfield Town, Vermont	0.0485631307%
VT241	Walden Town, Vermont	0.0071107690%
VT242	Wallingford Town, Vermont	0.0165710775%
VT243	Waltham Town, Vermont	0.0201411987%
VT244	Warren Town, Vermont	0.0480774609%
VT245	Washington County, Vermont	0.9081281087%

Allocations are subject to change pursuant to a State-Subdivision Agreement, Allocation Statute, Statutory Trust, or voluntary redistribution.

VT246	Washington Town, Vermont	0.0529360806%
VT247	Waterbury Town, Vermont	0.4584350821%
VT248	Waterford Town, Vermont	0.0577729156%
VT249	Waterville Town, Vermont	0.0004158307%
VT250	Weathersfield Town, Vermont	0.1692264346%
VT251	Wells River Village, Vermont	0.1107474397%
VT252	Wells Town, Vermont	0.0444407043%
VT253	West Burke Village, Vermont	0.0017773719%
VT254	West Fairlee Town, Vermont	0.0090547294%
VT255	West Haven Town, Vermont	0.0090387113%
VT256	West Rutland Town, Vermont	0.1212713522%
VT257	West Windsor Town, Vermont	0.0210760168%
VT258	Westfield Town, Vermont	0.0250965679%
VT259	Westford Town, Vermont	0.0657557117%
VT260	Westminster Town, Vermont	0.0752217867%
VT261	Westminster Village, Vermont	0.0079763888%
VT262	Westmore Town, Vermont	0.0365988678%
VT263	Weston Town, Vermont	0.0291344185%
VT264	Weybridge Town, Vermont	0.0245199151%
VT265	Wheelock Town, Vermont	0.0222203522%
VT266	Whiting Town, Vermont	0.0026269736%
VT267	Whitingham Town, Vermont	0.0901365894%
VT268	Williston Town, Vermont	1.4048183334%
VT269	Wilmington Town, Vermont	0.4344700351%
VT270	Windham County, Vermont	0.7048785219%
VT271	Windham Town, Vermont	0.0155632167%
VT272	Windsor County, Vermont	0.7909631647%
VT273	Windsor Town, Vermont	1.5118803214%
VT274	Winhall Town, Vermont	0.3772340472%
VT275	Winooski City, Vermont	1.3620774732%
VT276	Wolcott Town, Vermont	0.0337047118%
VT277	Woodbury Town, Vermont	0.0267099141%
VT278	Woodford Town, Vermont	0.0383512514%
VT279	Woodstock Town, Vermont	0.5151181240%
VT280	Woodstock Village, Vermont	0.3241960913%
VT281	Worcester Town, Vermont	0.0233102258%

VA1	Accomack County, Virginia	0.3480000000%
VA2	Albemarle County, Virginia	0.8630000000%
VA3	Alexandria City, Virginia	1.1620000000%
VA4	Alleghany County, Virginia	0.2130000000%
VA5	Amelia County, Virginia	0.1000000000%
VA6	Amherst County, Virginia	0.2990000000%
VA7	Appomattox County, Virginia	0.1330000000%
VA8	Arlington County, Virginia	1.3780000000%
VA9	Augusta County, Virginia	0.8350000000%
VA10	Bath County, Virginia	0.0370000000%
VA11	Bedford County, Virginia	0.7770000000%
VA12	Bland County, Virginia	0.1470000000%
VA13	Botetourt County, Virginia	0.3620000000%
VA14	Bristol City, Virginia	0.4340000000%
VA15	Brunswick County, Virginia	0.1070000000%
VA16	Buchanan County, Virginia	0.9290000000%
VA17	Buckingham County, Virginia	0.1270000000%
VA18	Buena Vista City, Virginia	0.0780000000%
VA19	Campbell County, Virginia	0.4560000000%
VA20	Caroline County, Virginia	0.3180000000%
VA21	Carroll County, Virginia	0.4400000000%
VA22	Charles City County, Virginia	0.0730000000%
VA23	Charlotte County, Virginia	0.1380000000%
VA24	Charlottesville City, Virginia	0.4630000000%
VA25	Chesapeake City, Virginia	2.9120000000%
VA26	Chesterfield County, Virginia	4.0880000000%
VA27	Clarke County, Virginia	0.1250000000%
VA28	Colonial Heights City, Virginia	0.2830000000%
VA29	Covington City, Virginia	0.1000000000%
VA30	Craig County, Virginia	0.0700000000%
VA31	Culpeper County, Virginia	0.7900000000%
VA32	Cumberland County, Virginia	0.1000000000%
VA33	Danville City, Virginia	0.6370000000%
VA34	Dickenson County, Virginia	0.9480000000%
VA35	Dinwiddie County, Virginia	0.1960000000%
VA36	Emporia City, Virginia	0.0500000000%
VA37	Essex County, Virginia	0.1010000000%
VA38	Fairfax City, Virginia	0.2690000000%
VA39	Fairfax County, Virginia	8.6720000000%
VA40	Falls Church City, Virginia	0.1020000000%
VA41	Fauquier County, Virginia	1.2100000000%
VA42	Floyd County, Virginia	0.1820000000%
VA43	Fluvanna County, Virginia	0.1940000000%
VA44	Franklin City, Virginia	0.0790000000%
VA45	Franklin County, Virginia	0.9540000000%
VA46	Frederick County, Virginia	1.2770000000%
VA47	Fredericksburg City, Virginia	0.5240000000%
VA48	Galax City, Virginia	0.1390000000%
VA49	Giles County, Virginia	0.4090000000%

VA50	Gloucester County, Virginia	0.4240000000%
VA51	Goochland County, Virginia	0.2250000000%
VA52	Grayson County, Virginia	0.2240000000%
VA53	Greene County, Virginia	0.1780000000%
VA54	Greensville County, Virginia	0.1240000000%
VA55	Halifax County, Virginia	0.3530000000%
VA56	Hampton City, Virginia	1.5380000000%
VA57	Hanover County, Virginia	1.0790000000%
VA58	Harrisonburg City, Virginia	0.5230000000%
VA59	Henrico County, Virginia	4.4730000000%
VA60	Henry County, Virginia	1.2200000000%
VA61	Highland County, Virginia	0.0230000000%
VA62	Hopewell City, Virginia	0.3440000000%
VA63	Isle Of Wight County, Virginia	0.3560000000%
VA64	James City County, Virginia	0.6120000000%
VA65	King And Queen County, Virginia	0.0720000000%
VA66	King George County, Virginia	0.3060000000%
VA67	King William County, Virginia	0.1780000000%
VA68	Lancaster County, Virginia	0.1350000000%
VA69	Lee County, Virginia	0.5560000000%
VA70	Lexington City, Virginia	0.0930000000%
VA71	Loudoun County, Virginia	2.5670000000%
VA72	Louisa County, Virginia	0.4490000000%
VA73	Lunenburg County, Virginia	0.0880000000%
VA74	Lynchburg City, Virginia	0.8160000000%
VA75	Madison County, Virginia	0.1630000000%
VA76	Manassas City, Virginia	0.4520000000%
VA77	Manassas Park City, Virginia	0.0950000000%
VA78	Martinsville City, Virginia	0.4940000000%
VA79	Mathews County, Virginia	0.0880000000%
VA80	Mecklenburg County, Virginia	0.3440000000%
VA81	Middlesex County, Virginia	0.1080000000%
VA82	Montgomery County, Virginia	1.2050000000%
VA83	Nelson County, Virginia	0.1470000000%
VA84	New Kent County, Virginia	0.1560000000%
VA85	Newport News City, Virginia	2.0470000000%
VA86	Norfolk City, Virginia	3.3880000000%
VA87	Northampton County, Virginia	0.1220000000%
VA88	Northumberland County, Virginia	0.1290000000%
VA89	Norton City, Virginia	0.1100000000%
VA90	Nottoway County, Virginia	0.1330000000%
VA91	Orange County, Virginia	0.6380000000%
VA92	Page County, Virginia	0.4100000000%
VA93	Patrick County, Virginia	0.3290000000%
VA94	Petersburg City, Virginia	0.3950000000%
VA95	Pittsylvania County, Virginia	0.7500000000%
VA96	Poquoson City, Virginia	0.1860000000%
VA97	Portsmouth City, Virginia	1.9370000000%
VA98	Powhatan County, Virginia	0.2620000000%



VA99	Prince Edward County, Virginia	0.1900000000%
VA100	Prince George County, Virginia	0.3510000000%
VA101	Prince William County, Virginia	3.5560000000%
VA102	Pulaski County, Virginia	1.0610000000%
VA103	Radford City, Virginia	0.2470000000%
VA104	Rappahannock County, Virginia	0.0910000000%
VA105	Richmond City, Virginia	4.2250000000%
VA106	Richmond County, Virginia	0.0840000000%
VA107	Roanoke City, Virginia	1.8590000000%
VA108	Roanoke County, Virginia	1.4980000000%
VA109	Rockbridge County, Virginia	0.2350000000%
VA110	Rockingham County, Virginia	0.6140000000%
VA111	Russell County, Virginia	1.0640000000%
VA112	Salem City, Virginia	0.7860000000%
VA113	Scott County, Virginia	0.4210000000%
VA114	Shenandoah County, Virginia	0.6600000000%
VA115	Smyth County, Virginia	0.5920000000%
VA116	Southampton County, Virginia	0.1370000000%
VA117	Spotsylvania County, Virginia	1.4170000000%
VA118	Stafford County, Virginia	1.4430000000%
VA119	Staunton City, Virginia	0.4400000000%
VA120	Suffolk City, Virginia	0.7100000000%
VA121	Surry County, Virginia	0.0580000000%
VA122	Sussex County, Virginia	0.0810000000%
VA123	Tazewell County, Virginia	1.6060000000%
VA124	Virginia Beach City, Virginia	4.8590000000%
VA125	Warren County, Virginia	0.7660000000%
VA126	Washington County, Virginia	0.9960000000%
VA127	Waynesboro City, Virginia	0.3630000000%
VA128	Westmoreland County, Virginia	0.2230000000%
VA129	Williamsburg City, Virginia	0.0860000000%
VA130	Winchester City, Virginia	0.6490000000%
VA131	Wise County, Virginia	1.7560000000%
VA132	Wythe County, Virginia	0.6420000000%
VA133	York County, Virginia	0.5610000000%

Allocations are subject to change pursuant to a State-Subdivision Agreement, Allocation Statute, Statutory Trust, or voluntary redistribution.

WA1	Aberdeen City, Washington	0.2491525333%
WA2	Adams County, Washington	0.1638732475%
WA3	Anacortes City, Washington	0.1774962906%
WA4	Arlington City, Washington	0.2620524080%
WA5	Asotin County, Washington	0.4694498386%
WA6	Auburn City, Washington	0.3251297029%
WA7	Bainbridge Island City, Washington	0.1364686014%
WA8	Battle Ground City, Washington	0.1384729857%
WA9	Bellevue City, Washington	1.1300592573%
WA10	Bellingham City, Washington	0.8978614577%
WA11	Benton County, Washington	1.4848831892%
WA12	Bonney Lake City, Washington	0.1190773864%
WA13	Bothell City, Washington	0.4476161304%
WA14	Bremerton City, Washington	0.6193374389%
WA15	Burien City, Washington	0.0270962921%
WA16	Burlington City, Washington	0.1146861661%
WA17	Camas City, Washington	0.2691592724%
WA18	Centralia City, Washington	0.1909990353%
WA19	Chelan County, Washington	0.7434914485%
WA20	Cheney City, Washington	0.1238454349%
WA21	Clallam County, Washington	1.3076983401%
WA22	Clark County, Washington	4.5149775326%
WA23	Columbia County, Washington	0.0561699537%
WA24	Covington City, Washington	0.0118134406%
WA25	Cowlitz County, Washington	1.7226945990%
WA26	Des Moines City, Washington	0.1179764526%
WA27	Douglas County, Washington	0.3932175175%
WA28	East Wenatchee City, Washington	0.0799810865%
WA29	Edgewood City, Washington	0.0048016791%
WA30	Edmonds City, Washington	0.3058936009%
WA31	Ellensburg City, Washington	0.0955824915%
WA32	Enumclaw City, Washington	0.0537768326%
WA33	Everett City, Washington	1.9258363241%
WA34	Federal Way City, Washington	0.3061452240%
WA35	Ferndale City, Washington	0.0646101891%
WA36	Ferry County, Washington	0.1153487994%
WA37	Fife City, Washington	0.1955185481%
WA38	Franklin County, Washington	0.3361237144%
WA39	Garfield County, Washington	0.0321982209%
WA40	Gig Harbor City, Washington	0.0859963345%
WA41	Grandview City, Washington	0.0530606109%
WA42	Grant County, Washington	0.9932572167%
WA43	Grays Harbor County, Washington	0.9992429138%
WA44	Island County, Washington	0.6820422610%
WA45	Issaquah City, Washington	0.1876240107%
WA46	Jefferson County, Washington	0.4417137380%
WA47	Kelso City, Washington	0.1331145270%
WA48	Kenmore City, Washington	0.0204441024%
WA49	Kennewick City, Washington	0.5415650564%

Allocations are subject to change pursuant to a State-Subdivision Agreement, Allocation Statute, Statutory Trust, or voluntary redistribution.

WA50	Kent City, Washington	0.5377397676%
WA51	King County, Washington	13.9743722662%
WA52	Kirkland City, Washington	0.5453525246%
WA53	Kitsap County, Washington	2.6294133668%
WA54	Kittitas County, Washington	0.3855704683%
WA55	Klickitat County, Washington	0.2211673457%
WA56	Lacey City, Washington	0.2348627221%
WA57	Lake Forest Park City, Washington	0.0525439124%
WA58	Lake Stevens City, Washington	0.1385202891%
WA59	Lakewood City, Washington	0.5253640894%
WA60	Lewis County, Washington	1.0777377479%
WA61	Liberty Lake City, Washington	0.0389636519%
WA62	Lincoln County, Washington	0.1712669645%
WA63	Longview City, Washington	0.6162736905%
WA64	Lynden City, Washington	0.0827115612%
WA65	Lynnwood City, Washington	0.7704629214%
WA66	Maple Valley City, Washington	0.0093761587%
WA67	Marysville City, Washington	0.3945067827%
WA68	Mason County, Washington	0.8089918012%
WA69	Mercer Island City, Washington	0.1751797481%
WA70	Mill Creek City, Washington	0.1227939546%
WA71	Monroe City, Washington	0.1771621898%
WA72	Moses Lake City, Washington	0.2078293909%
WA73	Mount Vernon City, Washington	0.2801063665%
WA74	Mountlake Terrace City, Washington	0.2108935805%
WA75	Mukilteo City, Washington	0.2561790702%
WA76	Newcastle City, Washington	0.0033117880%
WA77	Oak Harbor City, Washington	0.2511550431%
WA78	Okanogan County, Washington	0.6145043345%
WA79	Olympia City, Washington	0.6039423385%
WA80	Pacific County, Washington	0.4895416466%
WA81	Pasco City, Washington	0.4278056066%
WA82	Pend Oreille County, Washington	0.2566374940%
WA83	Pierce County, Washington	7.2310164020%
WA84	Port Angeles City, Washington	0.4598370527%
WA85	Port Orchard City, Washington	0.1009497162%
WA86	Poulsbo City, Washington	0.0773748246%
WA87	Pullman City, Washington	0.2214837491%
WA88	Puyallup City, Washington	0.3845704814%
WA89	Redmond City, Washington	0.4839486007%
WA90	Renton City, Washington	0.7652626920%
WA91	Richland City, Washington	0.4756779517%
WA92	Sammamish City, Washington	0.0224369090%
WA93	San Juan County, Washington	0.2101495171%
WA94	Seatac City, Washington	0.1481551278%
WA95	Seattle City, Washington	6.6032403816%
WA96	Sedro-Woolley City, Washington	0.0661146351%
WA97	Shelton City, Washington	0.1239179888%
WA98	Shoreline City, Washington	0.0435834501%

Allocations are subject to change pursuant to a State-Subdivision Agreement, Allocation Statute, Statutory Trust, or voluntary redistribution.

WA99	Skagit County, Washington	1.0526023961%
WA100	Skamania County, Washington	0.1631931925%
WA101	Snohomish City, Washington	0.0861097964%
WA102	Snohomish County, Washington	6.9054415622%
WA103	Snoqualmie City, Washington	0.0649164481%
WA104	Spokane City, Washington	3.0872078287%
WA105	Spokane County, Washington	5.5623859292%
WA106	Spokane Valley City, Washington	0.0684217500%
WA107	Stevens County, Washington	0.7479240179%
WA108	Sumner City, Washington	0.1083157569%
WA109	Sunnyside City, Washington	0.1213478384%
WA110	Tacoma City, Washington	3.2816374617%
WA111	Thurston County, Washington	2.3258492094%
WA112	Tukwila City, Washington	0.3032205739%
WA113	Tumwater City, Washington	0.2065982350%
WA114	University Place City, Washington	0.0353733363%
WA115	Vancouver City, Washington	1.7306605325%
WA116	Wahkiakum County, Washington	0.0596582197%
WA117	Walla Walla City, Washington	0.3140768654%
WA118	Walla Walla County, Washington	0.5543870294%
WA119	Washougal City, Washington	0.1279328220%
WA120	Wenatchee City, Washington	0.2968333494%
WA121	West Richland City, Washington	0.0459360490%
WA122	Whatcom County, Washington	1.3452637306%
WA123	Whitman County, Washington	0.2626805837%
WA124	Woodinville City, Washington	0.0185516364%
WA125	Yakima City, Washington	0.6060410539%
WA126	Yakima County, Washington	1.9388392959%

Allocations are subject to change pursuant to a State-Subdivision Agreement, Allocation Statute, Statutory Trust, or voluntary redistribution.

WI1	Adams County, Wisconsin	0.3539826114%
WI2	Allouez Village, Wisconsin	0.0364065509%
WI3	Appleton City, Wisconsin	0.4114667620%
WI4	Ashland County, Wisconsin	0.2432046157%
WI5	Ashwaubenon Village, Wisconsin	0.1072921122%
WI6	Baraboo City, Wisconsin	0.1003738008%
WI7	Barron County, Wisconsin	0.5168889754%
WI8	Bayfield County, Wisconsin	0.1340780272%
WI9	Beaver Dam City, Wisconsin	0.0944057751%
WI10	Bellevue Village, Wisconsin	0.0229516847%
WI11	Beloit City, Wisconsin	0.3512027602%
WI12	Brookfield City, Wisconsin	0.4764355795%
WI13	Brown County, Wisconsin	2.1876273593%
WI14	Brown Deer Village, Wisconsin	0.1707529831%
WI15	Buffalo County, Wisconsin	0.1363182508%
WI16	Burlington City, Wisconsin	0.0610872500%
WI17	Burnett County, Wisconsin	0.2421334915%
WI18	Caledonia Village, Wisconsin	0.1678125237%
WI19	Calumet County, Wisconsin	0.2999279099%
WI20	Cedarburg City, Wisconsin	0.0587213575%
WI21	Chippewa County, Wisconsin	0.6072501596%
WI22	Chippewa Falls City, Wisconsin	0.1274926861%
WI23	Clark County, Wisconsin	0.2828726816%
WI24	Columbia County, Wisconsin	1.0633436366%
WI25	Crawford County, Wisconsin	0.2112650675%
WI26	Cudahy City, Wisconsin	0.1964932941%
WI27	Dane County, Wisconsin	5.7548120228%
WI28	De Pere City, Wisconsin	0.1071379443%
WI29	Deforest Village, Wisconsin	0.0446194695%
WI30	Dodge County, Wisconsin	1.2449899653%
WI31	Door County, Wisconsin	0.3054080730%
WI32	Douglas County, Wisconsin	0.3997675574%
WI33	Dunn County, Wisconsin	0.3969720077%
WI34	Eau Claire City, Wisconsin	0.5243168859%
WI35	Eau Claire County, Wisconsin	0.7687161212%
WI36	Elkhorn City, Wisconsin	0.0421618814%
WI37	Fitchburg City, Wisconsin	0.1511282642%
WI38	Florence County, Wisconsin	0.0575922694%
WI39	Fond Du Lac City, Wisconsin	0.2676816361%
WI40	Fond Du Lac County, Wisconsin	1.0148434047%
WI41	Forest County, Wisconsin	0.1369374982%
WI42	Fort Atkinson City, Wisconsin	0.0545524663%
WI43	Franklin City, Wisconsin	0.3508530448%
WI44	Germantown Village, Wisconsin	0.1378229770%
WI45	Glendale City, Wisconsin	0.2083465860%
WI46	Grafton Village, Wisconsin	0.0630876480%
WI47	Grand Chute Town, Wisconsin	0.0981532206%
WI48	Grant County, Wisconsin	0.4925137943%
WI49	Green Bay City, Wisconsin	0.6017431882%

Allocations are subject to change pursuant to a State-Subdivision  
Agreement, Allocation Statute, Statutory Trust, or voluntary redistribution.

WI50	Green County, Wisconsin	0.4453202454%
WI51	Green Lake County, Wisconsin	0.3030758318%
WI52	Greendale Village, Wisconsin	0.1593105907%
WI53	Greenfield City, Wisconsin	0.3698346866%
WI54	Greenville Town, Wisconsin	0.0065174750%
WI55	Harrison Village, Wisconsin	0.0499494900%
WI56	Hartford City, Wisconsin	0.1646219340%
WI57	Hobart Village, Wisconsin	0.0161664488%
WI58	Holmen Village, Wisconsin	0.0200422199%
WI59	Howard Village, Wisconsin	0.0347231027%
WI60	Hudson City, Wisconsin	0.0917895108%
WI61	Iowa County, Wisconsin	0.3016718982%
WI62	Iron County, Wisconsin	0.0664646881%
WI63	Jackson County, Wisconsin	0.2549817495%
WI64	Janesville City, Wisconsin	0.4390034703%
WI65	Jefferson County, Wisconsin	0.9828345413%
WI66	Juneau County, Wisconsin	0.4738086080%
WI67	Kaukauna City, Wisconsin	0.0775435182%
WI68	Kenosha City, Wisconsin	1.0992665916%
WI69	Kenosha County, Wisconsin	2.7422496145%
WI70	Kewaunee County, Wisconsin	0.1687551613%
WI71	La Crosse City, Wisconsin	0.3964917930%
WI72	La Crosse County, Wisconsin	1.2899921574%
WI73	Lafayette County, Wisconsin	0.1453833994%
WI74	Langlade County, Wisconsin	0.3381358495%
WI75	Lincoln County, Wisconsin	0.3782885578%
WI76	Lisbon Town, Waukesha County, Wisconsin	0.0279870555%
WI77	Little Chute Village, Wisconsin	0.0624518969%
WI78	Madison City, Wisconsin	2.5036464454%
WI79	Manitowoc City, Wisconsin	0.3724323541%
WI80	Manitowoc County, Wisconsin	1.0133686264%
WI81	Marathon County, Wisconsin	1.1626658759%
WI82	Marinette City, Wisconsin	0.0726524131%
WI83	Marinette County, Wisconsin	0.4719162483%
WI84	Marquette County, Wisconsin	0.2667411722%
WI85	Marshfield City, Wisconsin	0.1135613891%
WI86	Menasha City, Wisconsin	0.1388231760%
WI87	Menominee County, Wisconsin	0.0863820442%
WI88	Menomonee Falls Village, Wisconsin	0.3634031913%
WI89	Menomonie City, Wisconsin	0.0817211845%
WI90	Mequon City, Wisconsin	0.1095235606%
WI91	Middleton City, Wisconsin	0.1145855787%
WI92	Milwaukee City, Wisconsin	9.1159131069%
WI93	Milwaukee County, Wisconsin	16.4028742863%
WI94	Monroe City, Wisconsin	0.0594074245%
WI95	Monroe County, Wisconsin	0.7090799004%
WI96	Mount Pleasant Village, Wisconsin	0.2651329964%
WI97	Muskego City, Wisconsin	0.1651741204%

Allocations are subject to change pursuant to a State-Subdivision Agreement, Allocation Statute, Statutory Trust, or voluntary redistribution.

WI98	Neenah City, Wisconsin	0.1941360157%
WI99	New Berlin City, Wisconsin	0.3772201708%
WI100	Oak Creek City, Wisconsin	0.3762235945%
WI101	Oconomowoc City, Wisconsin	0.1405908329%
WI102	Oconto County, Wisconsin	0.3635521263%
WI103	Onalaska City, Wisconsin	0.0774998037%
WI104	Oneida County, Wisconsin	0.5696290238%
WI105	Oregon Village, Wisconsin	0.0401542379%
WI106	Oshkosh City, Wisconsin	0.4203192154%
WI107	Outagamie County, Wisconsin	1.3944066849%
WI108	Ozaukee County, Wisconsin	0.8258009651%
WI109	Pepin County, Wisconsin	0.0598605088%
WI110	Pewaukee City, Wisconsin	0.1440703565%
WI111	Pierce County, Wisconsin	0.3481187596%
WI112	Platteville City, Wisconsin	0.0459707525%
WI113	Pleasant Prairie Village, Wisconsin	0.1344307213%
WI114	Plover Village, Wisconsin	0.0446643110%
WI115	Polk County, Wisconsin	0.4931608967%
WI116	Port Washington City, Wisconsin	0.0637185687%
WI117	Portage City, Wisconsin	0.1006063809%
WI118	Portage County, Wisconsin	0.5836747191%
WI119	Price County, Wisconsin	0.1610607779%
WI120	Racine City, Wisconsin	1.0092007012%
WI121	Racine County, Wisconsin	1.9065713624%
WI122	Richfield Village, Wisconsin	0.0186662217%
WI123	Richland County, Wisconsin	0.2356572352%
WI124	River Falls City, Wisconsin	0.0877693936%
WI125	Rock County, Wisconsin	2.3992005209%
WI126	Rusk County, Wisconsin	0.1716256616%
WI127	Salem Lakes Village, Wisconsin	0.0405320497%
WI128	Sauk County, Wisconsin	1.2267818193%
WI129	Sawyer County, Wisconsin	0.2791850516%
WI130	Shawano County, Wisconsin	0.4526477657%
WI131	Sheboygan City, Wisconsin	0.3650322984%
WI132	Sheboygan County, Wisconsin	1.1603077120%
WI133	Shorewood Village, Wisconsin	0.1285372436%
WI134	South Milwaukee City, Wisconsin	0.2175909397%
WI135	St Croix County, Wisconsin	0.7889227331%
WI136	Stevens Point City, Wisconsin	0.1603264883%
WI137	Stoughton City, Wisconsin	0.0636622954%
WI138	Sturtevant Village, Wisconsin	0.0411526658%
WI139	Suamico Village, Wisconsin	0.0245580893%
WI140	Sun Prairie City, Wisconsin	0.1451363284%
WI141	Superior City, Wisconsin	0.1995624012%
WI142	Sussex Village, Wisconsin	0.0294999128%
WI143	Taylor County, Wisconsin	0.1716812103%
WI144	The Village of Fox Crossing Town, Wisconsin	0.0686441301%
WI145	Trempealeau County, Wisconsin	0.3459854472%

Allocations are subject to change pursuant to a State-Subdivision Agreement, Allocation Statute, Statutory Trust, or voluntary redistribution.

WI146	Two Rivers City, Wisconsin	0.1321281061%
WI147	Union Grove Village, Wisconsin	0.0164475736%
WI148	Vernon County, Wisconsin	0.3487603876%
WI149	Verona City, Wisconsin	0.0648935449%
WI150	Vilas County, Wisconsin	0.5066046531%
WI151	Walworth County, Wisconsin	1.6010359299%
WI152	Washburn County, Wisconsin	0.2002270537%
WI153	Washington County, Wisconsin	1.5480789194%
WI154	Watertown City, Wisconsin	0.1250321998%
WI155	Waukesha City, Wisconsin	0.7603151420%
WI156	Waukesha County, Wisconsin	4.0465495927%
WI157	Waunakee Village, Wisconsin	0.0434539124%
WI158	Waupaca County, Wisconsin	0.6558379814%
WI159	Waupun City, Wisconsin	0.0414414386%
WI160	Wausau City, Wisconsin	0.1590274533%
WI161	Waushara County, Wisconsin	0.2497979268%
WI162	Wauwatosa City, Wisconsin	0.7022606912%
WI163	West Allis City, Wisconsin	0.8584898575%
WI164	West Bend City, Wisconsin	0.2859199717%
WI165	Weston Village, Wisconsin	0.0363732217%
WI166	Whitefish Bay Village, Wisconsin	0.1209363270%
WI167	Whitewater City, Wisconsin	0.0747939370%
WI168	Winnebago County, Wisconsin	1.5366593101%
WI169	Wisconsin Rapids City, Wisconsin	0.1121055295%
WI170	Wood County, Wisconsin	0.6892411981%
WI171	Yorkville Town, Wisconsin	0.0046680247%



WY1	Albany County, Wyoming	1.6329876137%
WY2	Big Horn County, Wyoming	3.0324432485%
WY3	Campbell County, Wyoming	4.4393335213%
WY4	Carbon County, Wyoming	3.6968556043%
WY5	Casper City, Wyoming	7.3503611059%
WY6	Cheyenne City, Wyoming	1.2286265328%
WY7	Converse County, Wyoming	1.8962432493%
WY8	Crook County, Wyoming	0.5448669885%
WY9	Evanston City, Wyoming	1.9702405199%
WY10	Fremont County, Wyoming	6.7374838437%
WY11	Gillette City, Wyoming	1.7410635670%
WY12	Goshen County, Wyoming	1.6361202905%
WY13	Green River City, Wyoming	0.6122218672%
WY14	Hot Springs County, Wyoming	0.8557309329%
WY15	Jackson Town, Wyoming	0.5598544963%
WY16	Johnson County, Wyoming	0.9322427236%
WY17	Laramie City, Wyoming	3.4181078811%
WY18	Laramie County, Wyoming	15.5855269922%
WY19	Lincoln County, Wyoming	3.1228011914%
WY20	Natrona County, Wyoming	7.9000169472%
WY21	Niobrara County, Wyoming	0.1540280861%
WY22	Park County, Wyoming	5.7964268009%
WY23	Platte County, Wyoming	1.7507027157%
WY24	Riverton City, Wyoming	1.2744483314%
WY25	Rock Springs City, Wyoming	1.5261479738%
WY26	Sheridan City, Wyoming	0.3405187102%
WY27	Sheridan County, Wyoming	3.9149494912%
WY28	Sublette County, Wyoming	0.7136740477%
WY29	Sweetwater County, Wyoming	7.6391306020%
WY30	Teton County, Wyoming	1.3290900349%
WY31	Uinta County, Wyoming	4.3911508108%
WY32	Washakie County, Wyoming	1.5007597928%
WY33	Weston County, Wyoming	0.7758434851%

**EXHIBIT H**

**Participation Tier Determination<sup>1</sup>**

<b>Participation Tier<sup>2</sup></b>	<b>Number of Settling States as of the Reference Date (or as of the Payment Date, beginning in Payment Year 3)<sup>3</sup></b>	<b>Percentage of Litigating Subdivisions in Settling States that are Participating Subdivisions and/or Subdivisions Subject to a Bar, Case-Specific Resolution, or Settlement Class Resolution in effect as of the Reference Date (or as of the Payment Date, beginning in Payment Year 3)<sup>4,5</sup> ("Percentage of Litigating Subdivisions")</b>	<b>Percentage of Primary Subdivisions that are Non-Litigating Subdivisions in Settling States that are Participating Subdivisions and/or Subdivisions Subject to a Bar, Case-Specific Resolution, or Settlement Class Resolution in effect as of the Reference Date (or as of the Payment Date, beginning in Payment Year 3) ("Percentage of Non-Litigating Subdivisions")</b>
1	44 out of 49	95%	90% (Primary Subdivisions only)
2	45 out of 49	96%	96% (Primary Subdivisions only)
3	46 out of 49	97%	97% (Primary Subdivisions only)
4	48 out of 49	98%	97% (Primary Subdivisions only)

<sup>1</sup> For the avoidance of doubt, the determinations that a sufficient number of states have agreed to be Settling States and there has been sufficient resolution of the Claims of the Litigating Subdivisions in the Settling States as described in the preamble, Section II.A and Section VIII.A remain in the sole discretion of the Settling Distributors.

<sup>2</sup> In order to qualify for the relevant tier, the minimum amounts listed in each of the "Number of Settling States," "Percentage of Litigating Subdivisions," and "Percentage of Non-Litigating Primary Subdivisions" columns must be met or surpassed.

<sup>3</sup> For the sole purpose of the Participation Tier determination under this Exhibit H, the States used to calculate each criterion (including the Percentage of Litigating Subdivisions and Percentage of Non-Litigating Subdivisions) will include each of the 50 states in the United States, except West Virginia, for a total of 49 states. For the avoidance of doubt, notwithstanding the definition of "State" in Section I.TTT or Exhibit F, neither Washington, D.C., nor any territory of the United States will be included for purposes of determining the participation tier under this Exhibit H.

<sup>4</sup> School Districts, Health Districts, Hospital Districts, Library Districts and Fire Districts that satisfy the definition of Litigating Subdivision will be included for purposes of determining the Percentage of Litigating Subdivisions. These categories of Special District shall have their population measured as set forth in Section XIV.B. Any other Special Districts that satisfy the definition of Litigating Subdivisions will not be included for purposes of calculating the Participation Tier.

The Percentage of Litigating Subdivisions and Percentage of Non-Litigating Primary Subdivisions will be calculated as follows: each Litigating Subdivision and each Non-Litigating Subdivision in the 49 states used to calculate the Participation Tier will be assigned a metric reflecting both population and severity (the "Population-Severity Metric"). The Population-Severity Metric shall be the Subdivision's population plus the Subdivision's population multiplied by the severity factor for the State of the Subdivision (the severity factors for each State are attached as Exhibit X hereto) and then divided in two, thus giving fifty percent (50%) weight to each of population and population multiplied by the severity factor. The denominator for each Percentage shall be the sum total of the Population-Severity Metric for all the Subdivisions in the relevant category (Litigating Subdivisions or Non-Litigating Primary Subdivisions) in the Settling States, notwithstanding that persons may be included within the population (and therefore the Population-Severity Metric) of more than one Subdivision. The numerator will be the sum total of the Population-Severity Metrics of all Subdivisions in the relevant category of Subdivision (*i.e.*, Litigating Subdivisions or Non-Litigating Subdivisions that are also Primary Subdivisions) in the Settling States that are either Participating Subdivisions or are subject to a Bar, Case-Specific Resolution, or Settlement Class Resolution, notwithstanding that persons may be included within the population of more than one Subdivision. An

individual Litigating Subdivision shall not be included more than once in the numerator, and shall not be included more than once in the denominator, of the calculation regardless if it (or any of its officials) is named as multiple plaintiffs in the same lawsuit; *provided, however*, that for the avoidance of doubt, no Litigating Subdivision will be excluded from the numerator or denominator under this sentence unless a Litigating Subdivision otherwise counted in the denominator has the authority to release the Claims (consistent with Section XI) of the Litigating Subdivision to be excluded.

For the avoidance of doubt, Subdivisions in Non-Settling States are excluded from both the denominator and numerator of the calculations for the Percentage of Litigating Subdivisions and Percentage of Non-Litigating Primary Subdivisions.

- <sup>5</sup> During the period when the Participation Tier is redetermined annually, Later Participating Subdivisions described in Section VII.E.3 or Section VII.E.4 shall not be included as Participating Subdivisions, and for Subdivisions subject to a Bar, Case-Specific Resolution, or Settlement Class Resolution to be included, the Bar, Case-Specific Resolution, or Settlement Class Resolution must have been in effect both as of the relevant Payment Date and for the entire period since the prior Payment Date.

## EXHIBIT I

### Primary Subdivisions<sup>16</sup>

1.	Alabaster city, Alabama *	45.	Prattville city, Alabama *	90.	Henry County, Alabama
2.	Auburn city, Alabama *	46.	Russell County, Alabama *	91.	Homewood city, Alabama
3.	Autauga County, Alabama *	47.	Shelby County, Alabama *	92.	Hueytown city, Alabama
4.	Baldwin County, Alabama *	48.	St. Clair County, Alabama *	93.	Irondale city, Alabama
5.	Birmingham city, Alabama *	49.	Talladega County, Alabama *	94.	Jacksonville city, Alabama
6.	Blount County, Alabama *	50.	Tallapoosa County, Alabama *	95.	Jasper city, Alabama
7.	Calhoun County, Alabama *	51.	Tuscaloosa city, Alabama *	96.	Lamar County, Alabama
8.	Chambers County, Alabama *	52.	Tuscaloosa County, Alabama *	97.	Leeds city, Alabama
9.	Chilton County, Alabama *			98.	Macon County, Alabama
10.	Coffee County, Alabama *	53.	Vestavia Hills city, Alabama *	99.	Marengo County, Alabama
11.	Colbert County, Alabama *	54.	Walker County, Alabama *	100.	Marion County, Alabama
12.	Covington County, Alabama *	55.	Albertville city, Alabama	101.	Millbrook city, Alabama
13.	Cullman County, Alabama *	56.	Alexander City city, Alabama	102.	Monroe County, Alabama
14.	Dale County, Alabama *	57.	Anniston city, Alabama	103.	Moody city, Alabama
15.	Dallas County, Alabama *	58.	Athens city, Alabama	104.	Mountain Brook city, Alabama
16.	Decatur city, Alabama *	59.	Barbour County, Alabama		
17.	DeKalb County, Alabama *	60.	Bessemer city, Alabama	105.	Muscle Shoals city, Alabama
18.	Dothan city, Alabama *	61.	Bibb County, Alabama	106.	Northport city, Alabama
19.	Elmore County, Alabama *	62.	Bullock County, Alabama	107.	Oxford city, Alabama
20.	Escambia County, Alabama *	63.	Butler County, Alabama	108.	Ozark city, Alabama
21.	Etowah County, Alabama *	64.	Calera city, Alabama	109.	Pelham city, Alabama
22.	Florence city, Alabama *	65.	Center Point city, Alabama	110.	Pell City city, Alabama
23.	Franklin County, Alabama *	66.	Chelsea city, Alabama	111.	Pickens County, Alabama
24.	Gadsden city, Alabama *	67.	Cherokee County, Alabama	112.	Pike Road town, Alabama
25.	Hoover city, Alabama *	68.	Choctaw County, Alabama	113.	Prichard city, Alabama
26.	Houston County, Alabama *	69.	Clarke County, Alabama	114.	Randolph County, Alabama
27.	Huntsville city, Alabama *	70.	Clay County, Alabama	115.	Saraland city, Alabama
28.	Jackson County, Alabama *	71.	Cleburne County, Alabama	116.	Scottsboro city, Alabama
29.	Jefferson County, Alabama *	72.	Conecuh County, Alabama	117.	Selma city, Alabama
30.	Lauderdale County, Alabama *	73.	Coosa County, Alabama	118.	Sumter County, Alabama
		74.	Crenshaw County, Alabama	119.	Sylacauga city, Alabama
31.	Lawrence County, Alabama *	75.	Cullman city, Alabama	120.	Talladega city, Alabama
32.	Lee County, Alabama *	76.	Daphne city, Alabama	121.	Troy city, Alabama
33.	Limestone County, Alabama *	77.	Enterprise city, Alabama	122.	Trussville city, Alabama
34.	Madison city, Alabama *	78.	Eufaula city, Alabama	123.	Washington County, Alabama
35.	Madison County, Alabama *	79.	Fairfield city, Alabama	124.	Wilcox County, Alabama
36.	Marshall County, Alabama *	80.	Fairhope city, Alabama	125.	Winston County, Alabama
37.	Mobile city, Alabama *	81.	Fayette County, Alabama	126.	Anchorage municipality, Alaska *
38.	Mobile County, Alabama *	82.	Foley city, Alabama		
39.	Montgomery city, Alabama *	83.	Fort Payne city, Alabama	127.	Fairbanks city, Alaska *
40.	Montgomery County, Alabama *	84.	Gardendale city, Alabama	128.	Fairbanks North Star Borough, Alaska *
		85.	Geneva County, Alabama		
41.	Morgan County, Alabama *	86.	Gulf Shores city, Alabama	129.	Juneau city and borough, Alaska *
42.	Opelika city, Alabama *	87.	Hale County, Alabama		
43.	Phenix City city, Alabama *	88.	Hartselle city, Alabama	130.	Kenai Peninsula Borough, Alaska *
44.	Pike County, Alabama *	89.	Helena city, Alabama		

<sup>16</sup> Entities denoted with an asterisk (\*) indicate a population of greater than 30,000 for purposes of the definition of Primary Subdivision as it relates to Incentive Payment C.

131.	Matanuska-Susitna Borough, Alaska *	180.	Coolidge city, Arizona	230.	Ashley County, Arkansas
132.	Ketchikan Gateway Borough, Alaska	181.	Cottonwood city, Arizona	231.	Batesville city, Arkansas
133.	Kodiak Island Borough, Alaska	182.	Douglas city, Arizona	232.	Bella Vista city, Arkansas
134.	Wasilla city, Alaska	183.	Eloy city, Arizona	233.	Blytheville city, Arkansas
135.	Apache County, Arizona *	184.	Florence town, Arizona	234.	Bradley County, Arkansas
136.	Apache Junction city, Arizona *	185.	Fountain Hills town, Arizona	235.	Bryant city, Arkansas
137.	Avondale city, Arizona *	186.	La Paz County, Arizona	236.	Cabot city, Arkansas
138.	Buckeye city, Arizona *	187.	Nogales city, Arizona	237.	Camden city, Arkansas
139.	Bullhead City city, Arizona *	188.	Paradise Valley town, Arizona	238.	Carroll County, Arkansas
140.	Casa Grande city, Arizona *	189.	Payson town, Arizona	239.	Centerton city, Arkansas
141.	Chandler city, Arizona *	190.	Sedona city, Arizona	240.	Chicot County, Arkansas
142.	Cochise County, Arizona *	191.	Show Low city, Arizona	241.	Clark County, Arkansas
143.	Coconino County, Arizona *	192.	Somerton city, Arizona	242.	Clay County, Arkansas
144.	El Mirage city, Arizona *	193.	Baxter County, Arkansas *	243.	Cleburne County, Arkansas
145.	Flagstaff city, Arizona *	194.	Benton city, Arkansas *	244.	Columbia County, Arkansas
146.	Gila County, Arizona *	195.	Benton County, Arkansas *	245.	Conway County, Arkansas
147.	Gilbert town, Arizona *	196.	Bentonville city, Arkansas *	246.	Cross County, Arkansas
148.	Glendale city, Arizona *	197.	Boone County, Arkansas *	247.	Desha County, Arkansas
149.	Goodyear city, Arizona *	198.	Conway city, Arkansas *	248.	Drew County, Arkansas
150.	Graham County, Arizona *	199.	Craighead County, Arkansas *	249.	El Dorado city, Arkansas
151.	Kingman city, Arizona *	200.	Crawford County, Arkansas *	250.	Forrest City city, Arkansas
152.	Lake Havasu City city, Arizona *	201.	Crittenden County, Arkansas *	251.	Franklin County, Arkansas
153.	Marana town, Arizona *	202.	Faulkner County, Arkansas *	252.	Fulton County, Arkansas
154.	Maricopa city, Arizona *	203.	Fayetteville city, Arkansas *	253.	Grant County, Arkansas
155.	Maricopa County, Arizona *	204.	Fort Smith city, Arkansas *	254.	Harrison city, Arkansas
156.	Mesa city, Arizona *	205.	Garland County, Arkansas *	255.	Helena-West Helena city, Arkansas
157.	Mohave County, Arizona *	206.	Greene County, Arkansas *	256.	Hempstead County, Arkansas
158.	Navajo County, Arizona *	207.	Hot Spring County, Arkansas *	257.	Howard County, Arkansas
159.	Oro Valley town, Arizona *	208.	Hot Springs city, Arkansas *	258.	Izard County, Arkansas
160.	Peoria city, Arizona *	209.	Independence County, Arkansas *	259.	Jackson County, Arkansas
161.	Phoenix city, Arizona *	210.	Jefferson County, Arkansas *	260.	Jacksonville city, Arkansas
162.	Pima County, Arizona *	211.	Jonesboro city, Arkansas *	261.	Johnson County, Arkansas
163.	Pinal County, Arizona *	212.	Little Rock city, Arkansas *	262.	Lawrence County, Arkansas
164.	Prescott city, Arizona *	213.	Lonoke County, Arkansas *	263.	Lincoln County, Arkansas
165.	Prescott Valley town, Arizona *	214.	Miller County, Arkansas *	264.	Little River County, Arkansas
166.	Queen Creek town, Arizona *	215.	Mississippi County, Arkansas *	265.	Logan County, Arkansas
167.	Sahuarita town, Arizona *	216.	North Little Rock city, Arkansas *	266.	Madison County, Arkansas
168.	San Luis city, Arizona *	217.	Pine Bluff city, Arkansas *	267.	Magnolia city, Arkansas
169.	Santa Cruz County, Arizona *	218.	Pope County, Arkansas *	268.	Malvern city, Arkansas
170.	Scottsdale city, Arizona *	219.	Pulaski County, Arkansas *	269.	Marion city, Arkansas
171.	Sierra Vista city, Arizona *	220.	Rogers city, Arkansas *	270.	Marion County, Arkansas
172.	Surprise city, Arizona *	221.	Saline County, Arkansas *	271.	Maumelle city, Arkansas
173.	Tempe city, Arizona *	222.	Sebastian County, Arkansas *	272.	Mountain Home city, Arkansas
174.	Tucson city, Arizona *	223.	Sherwood city, Arkansas *	273.	Ouachita County, Arkansas
175.	Yavapai County, Arizona *	224.	Springdale city, Arkansas *	274.	Paragould city, Arkansas
176.	Yuma city, Arizona *	225.	Union County, Arkansas *	275.	Perry County, Arkansas
177.	Yuma County, Arizona *	226.	Washington County, Arkansas *	276.	Phillips County, Arkansas
178.	Camp Verde town, Arizona	227.	White County, Arkansas *	277.	Pike County, Arkansas
179.	Chino Valley town, Arizona	228.	Arkadelphia city, Arkansas	278.	Poinsett County, Arkansas
		229.	Arkansas County, Arkansas	279.	Polk County, Arkansas
				280.	Randolph County, Arkansas
				281.	Russellville city, Arkansas
				282.	Scott County, Arkansas

283.	Searcy city, Arkansas	334.	Citrus Heights city, California *	383.	Hemet city, California *
284.	Sevier County, Arkansas			384.	Hesperia city, California *
285.	Sharp County, Arkansas	335.	Claremont city, California *	385.	Highland city, California *
286.	Siloam Springs city, Arkansas	336.	Clovis city, California *	386.	Hollister city, California *
287.	St. Francis County, Arkansas	337.	Coachella city, California *	387.	Humboldt County, California *
288.	Stone County, Arkansas	338.	Colton city, California *		
289.	Texarkana city, Arkansas	339.	Compton city, California *	388.	Huntington Beach city, California *
290.	Van Buren city, Arkansas	340.	Concord city, California *	389.	Huntington Park city, California *
291.	Van Buren County, Arkansas	341.	Contra Costa County, California *	390.	Imperial County, California *
292.	West Memphis city, Arkansas			391.	Indio city, California *
293.	Yell County, Arkansas	342.	Corona city, California *	392.	Inglewood city, California *
294.	Adelanto city, California *	343.	Costa Mesa city, California *	393.	Irvine city, California *
295.	Alameda city, California *	344.	Covina city, California *	394.	Jurupa Valley city, California *
296.	Alameda County, California *	345.	Culver City city, California *		
297.	Alhambra city, California *	346.	Cupertino city, California *	395.	Kern County, California *
298.	Aliso Viejo city, California *	347.	Cypress city, California *	396.	Kings County, California *
299.	Amador County, California *	348.	Daly City city, California *	397.	La Habra city, California *
300.	Anaheim city, California *	349.	Dana Point city, California *	398.	La Mesa city, California *
301.	Antioch city, California *	350.	Danville town, California *	399.	La Mirada city, California *
302.	Apple Valley town, California *	351.	Davis city, California *	400.	La Puente city, California *
		352.	Delano city, California *	401.	La Quinta city, California *
303.	Arcadia city, California *	353.	Diamond Bar city, California *	402.	La Verne city, California *
304.	Atascadero city, California *	354.	Downey city, California *	403.	Laguna Hills city, California *
305.	Azusa city, California *	355.	Dublin city, California *	404.	Laguna Niguel city, California *
306.	Bakersfield city, California *	356.	Eastvale city, California *		
307.	Baldwin Park city, California *	357.	El Cajon city, California *	405.	Lake County, California *
		358.	El Centro city, California *	406.	Lake Elsinore city, California *
308.	Banning city, California *	359.	El Dorado County, California *		
309.	Beaumont city, California *			407.	Lake Forest city, California *
310.	Bell city, California *	360.	El Monte city, California *	408.	Lakewood city, California *
311.	Bell Gardens city, California *	361.	El Paso de Robles (Paso Robles) city, California *	409.	Lancaster city, California *
312.	Bellflower city, California *			410.	Lassen County, California *
313.	Berkeley city, California *	362.	Elk Grove city, California *	411.	Lawndale city, California *
314.	Beverly Hills city, California *	363.	Encinitas city, California *	412.	Lincoln city, California *
315.	Brea city, California *	364.	Escondido city, California *	413.	Livermore city, California *
316.	Brentwood city, California *	365.	Fairfield city, California *	414.	Lodi city, California *
317.	Buena Park city, California *	366.	Folsom city, California *	415.	Lompoc city, California *
318.	Burbank city, California *	367.	Fontana city, California *	416.	Long Beach city, California *
319.	Burlingame city, California *	368.	Foster City city, California *	417.	Los Altos city, California *
320.	Butte County, California *	369.	Fountain Valley city, California *	418.	Los Angeles city, California *
321.	Calaveras County, California *			419.	Los Angeles County, California *
322.	Calexico city, California *	370.	Fremont city, California *	420.	Los Banos city, California *
323.	Camarillo city, California *	371.	Fresno city, California *	421.	Los Gatos town, California *
324.	Campbell city, California *	372.	Fresno County, California *	422.	Lynwood city, California *
325.	Carlsbad city, California *	373.	Fullerton city, California *	423.	Madera city, California *
326.	Carson city, California *	374.	Garden Grove city, California *	424.	Madera County, California *
327.	Cathedral City city, California *			425.	Manhattan Beach city, California *
		375.	Gardena city, California *	426.	Manteca city, California *
328.	Ceres city, California *	376.	Gilroy city, California *	427.	Marin County, California *
329.	Cerritos city, California *	377.	Glendale city, California *	428.	Martinez city, California *
330.	Chico city, California *	378.	Glendora city, California *		
331.	Chino city, California *	379.	Goleta city, California *		
332.	Chino Hills city, California *	380.	Hanford city, California *		
333.	Chula Vista city, California *	381.	Hawthorne city, California *		
		382.	Hayward city, California *		

429.	Mendocino County, California *	478.	Porterville city, California *	516.	San Luis Obispo city, California *
430.	Menifee city, California *	479.	Poway city, California *	517.	San Luis Obispo County, California *
431.	Menlo Park city, California *	480.	Rancho Cordova city, California *	518.	San Marcos city, California *
432.	Merced city, California *	481.	Rancho Cucamonga city, California *	519.	San Mateo city, California *
433.	Merced County, California *	482.	Rancho Palos Verdes city, California *	520.	San Mateo County, California *
434.	Milpitas city, California *	483.	Rancho Santa Margarita city, California *	521.	San Pablo city, California *
435.	Mission Viejo city, California *	484.	Redding city, California *	522.	San Rafael city, California *
436.	Modesto city, California *	485.	Redlands city, California *	523.	San Ramon city, California *
437.	Monrovia city, California *	486.	Redondo Beach city, California *	524.	Santa Ana city, California *
438.	Montclair city, California *	487.	Redwood City city, California *	525.	Santa Barbara city, California *
439.	Montebello city, California *	488.	Rialto city, California *	526.	Santa Barbara County, California *
440.	Monterey County, California *	489.	Richmond city, California *	527.	Santa Clara city, California *
441.	Monterey Park city, California *	490.	Riverside city, California *	528.	Santa Clara County, California *
442.	Moorpark city, California *	491.	Riverside County, California *	529.	Santa Clarita city, California *
443.	Moreno Valley city, California *	492.	Rocklin city, California *	530.	Santa Cruz city, California *
444.	Morgan Hill city, California *	493.	Rohnert Park city, California *	531.	Santa Cruz County, California *
445.	Mountain View city, California *	494.	Rosemead city, California *	532.	Santa Maria city, California *
446.	Murrieta city, California *	495.	Roseville city, California *	533.	Santa Monica city, California *
447.	Napa city, California *	496.	Sacramento city, California *	534.	Santa Rosa city, California *
448.	Napa County, California *	497.	Sacramento County, California *	535.	Santee city, California *
449.	National City city, California *	498.	Salinas city, California *	536.	Saratoga city, California *
450.	Nevada County, California *	499.	San Benito County, California *	537.	Seaside city, California *
451.	Newark city, California *	500.	San Bernardino city, California *	538.	Shasta County, California *
452.	Newport Beach city, California *	501.	San Bernardino County, California *	539.	Simi Valley city, California *
453.	Norwalk city, California *	502.	San Bruno city, California *	540.	Siskiyou County, California *
454.	Novato city, California *	503.	San Buenaventura (Ventura) city, California *	541.	Solano County, California *
455.	Oakland city, California *	504.	San Carlos city, California *	542.	Sonoma County, California *
456.	Oakley city, California *	505.	San Clemente city, California *	543.	South Gate city, California *
457.	Oceanside city, California *	506.	San Diego city, California *	544.	South San Francisco city, California *
458.	Ontario city, California *	507.	San Diego County, California *	545.	Stanislaus County, California *
459.	Orange city, California *	508.	San Dimas city, California *	546.	Stanton city, California *
460.	Orange County, California *	509.	San Francisco city / San Francisco County, California *	547.	Stockton city, California *
461.	Oxnard city, California *	510.	San Gabriel city, California *	548.	Sunnyvale city, California *
462.	Pacifica city, California *	511.	San Jacinto city, California *	549.	Sutter County, California *
463.	Palm Desert city, California *	512.	San Joaquin County, California *	550.	Tehama County, California *
464.	Palm Springs city, California *	513.	San Jose city, California *	551.	Temecula city, California *
465.	Palmdale city, California *	514.	San Juan Capistrano city, California *	552.	Temple City city, California *
466.	Palo Alto city, California *	515.	San Leandro city, California *	553.	Thousand Oaks city, California *
467.	Paramount city, California *			554.	Torrance city, California *
468.	Pasadena city, California *			555.	Tracy city, California *
469.	Perris city, California *			556.	Tulare city, California *
470.	Petaluma city, California *			557.	Tulare County, California *
471.	Pico Rivera city, California *			558.	Tuolumne County, California *
472.	Pittsburg city, California *				
473.	Placentia city, California *				
474.	Placer County, California *				
475.	Pleasant Hill city, California *				
476.	Pleasanton city, California *				
477.	Pomona city, California *				

559.	Turlock city, California *	610.	Corcoran city, California	660.	Marina city, California
560.	Tustin city, California *	611.	Coronado city, California	661.	Mariposa County, California
561.	Union City city, California *	612.	Cudahy city, California	662.	Marysville city, California
562.	Upland city, California *	613.	Del Norte County, California	663.	Maywood city, California
563.	Vacaville city, California *	614.	Desert Hot Springs city, California	664.	McFarland city, California
564.	Vallejo city, California *	615.	Dinuba city, California	665.	Mendota city, California
565.	Ventura County, California *	616.	Dixon city, California	666.	Mill Valley city, California
566.	Victorville city, California *	617.	Duarte city, California	667.	Millbrae city, California
567.	Visalia city, California *	618.	East Palo Alto city, California	668.	Mono County, California
568.	Vista city, California *	619.	El Cerrito city, California	669.	Monterey city, California
569.	Walnut Creek city, California *	620.	El Segundo city, California	670.	Moraga town, California
570.	Watsonville city, California *	621.	Emeryville city, California	671.	Morro Bay city, California
571.	West Covina city, California *	622.	Eureka city, California	672.	Newman city, California
572.	West Hollywood city, California *	623.	Exeter city, California	673.	Norco city, California
573.	West Sacramento city, California *	624.	Farmersville city, California	674.	Oakdale city, California
574.	Westminster city, California *	625.	Fillmore city, California	675.	Orange Cove city, California
575.	Whittier city, California *	626.	Fortuna city, California	676.	Orinda city, California
576.	Wildomar city, California *	627.	Galt city, California	677.	Oroville city, California
577.	Woodland city, California *	628.	Glenn County, California	678.	Pacific Grove city, California
578.	Yolo County, California *	629.	Grand Terrace city, California	679.	Palos Verdes Estates city, California
579.	Yorba Linda city, California *	630.	Grass Valley city, California	680.	Parlier city, California
580.	Yuba City city, California *	631.	Greenfield city, California	681.	Patterson city, California
581.	Yuba County, California *	632.	Grover Beach city, California	682.	Piedmont city, California
582.	Yucaipa city, California *	633.	Half Moon Bay city, California	683.	Pinole city, California
583.	Agoura Hills city, California	634.	Hawaiian Gardens city, California	684.	Placerville city, California
584.	Albany city, California	635.	Healdsburg city, California	685.	Plumas County, California
585.	American Canyon city, California	636.	Hercules city, California	686.	Port Hueneme city, California
586.	Anderson city, California	637.	Hermosa Beach city, California	687.	Rancho Mirage city, California
587.	Arcata city, California	638.	Hillsborough town, California	688.	Red Bluff city, California
588.	Arroyo Grande city, California	639.	Imperial Beach city, California	689.	Reedley city, California
589.	Artesia city, California	640.	Imperial city, California	690.	Ridgecrest city, California
590.	Arvin city, California	641.	Inyo County, California	691.	Ripon city, California
591.	Atwater city, California	642.	Kerman city, California	692.	Riverbank city, California
592.	Auburn city, California	643.	King City city, California	693.	San Anselmo town, California
593.	Avenal city, California	644.	Kingsburg city, California	694.	San Fernando city, California
594.	Barstow city, California	645.	La Cañada Flintridge city, California	695.	San Marino city, California
595.	Belmont city, California	646.	La Palma city, California	696.	Sanger city, California
596.	Benicia city, California	647.	Lafayette city, California	697.	Santa Fe Springs city, California
597.	Blythe city, California	648.	Laguna Beach city, California	698.	Santa Paula city, California
598.	Brawley city, California	649.	Laguna Woods city, California	699.	Scotts Valley city, California
599.	Calabasas city, California	650.	Larkspur city, California	700.	Seal Beach city, California
600.	California City city, California	651.	Lathrop city, California	701.	Selma city, California
601.	Canyon Lake city, California	652.	Lemon Grove city, California	702.	Shafter city, California
602.	Capitola city, California	653.	Lemoore city, California	703.	Shasta Lake city, California
603.	Carpinteria city, California	654.	Lindsay city, California	704.	Sierra Madre city, California
604.	Chowchilla city, California	655.	Livingston city, California	705.	Signal Hill city, California
605.	Clayton city, California	656.	Loma Linda city, California	706.	Solana Beach city, California
606.	Clearlake city, California	657.	Lomita city, California	707.	Soledad city, California
607.	Coalinga city, California	658.	Los Alamitos city, California	708.	Sonoma city, California
608.	Colusa County, California	659.	Malibu city, California	709.	South El Monte city, California
609.	Commerce city, California				



710.	South Lake Tahoe city, California	757.	Northglenn city, Colorado *	808.	Danbury city / Danbury town, Connecticut *
711.	South Pasadena city, California	758.	Parker town, Colorado *	809.	East Hartford town, Connecticut *
712.	Suisun City city, California	759.	Pueblo city, Colorado *	810.	Enfield town, Connecticut *
713.	Susanville city, California	760.	Pueblo County, Colorado *	811.	Fairfield town, Connecticut *
714.	Tehachapi city, California	761.	Summit County, Colorado *	812.	Glastonbury town, Connecticut *
715.	Trinity County, California	762.	Thornton city, Colorado *	813.	Greenwich town, Connecticut *
716.	Truckee town, California	763.	Weld County, Colorado *	814.	Groton town, Connecticut *
717.	Twentynine Palms city, California	764.	Westminster city, Colorado *	815.	Hamden town, Connecticut *
718.	Ukiah city, California	765.	Wheat Ridge city, Colorado *	816.	Hartford city / Hartford town, Connecticut *
719.	Walnut city, California	766.	Windsor town, Colorado *	817.	Manchester town, Connecticut *
720.	Wasco city, California	767.	Alamosa County, Colorado	818.	Meriden city / Meriden town, Connecticut *
721.	Windsor town, California	768.	Archuleta County, Colorado	819.	Middletown city / Middletown town, Connecticut *
722.	Yucca Valley town, California	769.	Cañon City city, Colorado	820.	Milford city, Connecticut *
723.	Adams County, Colorado *	770.	Castle Pines city, Colorado	821.	Milford town, Connecticut *
724.	Arapahoe County, Colorado *	771.	Chaffee County, Colorado	822.	Naugatuck borough / Naugatuck town, Connecticut *
725.	Arvada city, Colorado *	772.	Durango city, Colorado	823.	New Britain town / New Britain city, Connecticut *
726.	Aurora city, Colorado *	773.	Elbert County, Colorado	824.	New Haven town / New Haven city, Connecticut *
727.	Boulder city, Colorado *	774.	Erie town, Colorado	825.	Newington town, Connecticut *
728.	Boulder County, Colorado *	775.	Evans city, Colorado	826.	Norwalk city / Norwalk town, Connecticut *
729.	Brighton city, Colorado *	776.	Federal Heights city, Colorado	827.	Norwich city / Norwich town, Connecticut *
730.	Broomfield city / Broomfield County, Colorado *	777.	Firestone town, Colorado	828.	Shelton city / Shelton town, Connecticut *
731.	Castle Rock town, Colorado *	778.	Fort Morgan city, Colorado	829.	Southington town, Connecticut *
732.	Centennial city, Colorado *	779.	Frederick town, Colorado	830.	Stamford city / Stamford town, Connecticut *
733.	Colorado Springs city, Colorado *	780.	Fruita city, Colorado	831.	Stratford town, Connecticut *
734.	Commerce City city, Colorado *	781.	Golden city, Colorado	832.	Torrington city / Torrington town, Connecticut *
735.	Delta County, Colorado *	782.	Grand County, Colorado	833.	Trumbull town, Connecticut *
736.	Denver city / Denver County, Colorado *	783.	Greenwood Village city, Colorado	834.	Wallingford town, Connecticut *
737.	Douglas County, Colorado *	784.	Gunnison County, Colorado	835.	Waterbury city / Waterbury town, Connecticut *
738.	Eagle County, Colorado *	785.	Johnstown town, Colorado	836.	West Hartford town, Connecticut *
739.	El Paso County, Colorado *	786.	Las Animas County, Colorado	837.	West Haven city / West Haven town, Connecticut *
740.	Englewood city, Colorado *	787.	Logan County, Colorado	838.	Ansonia town / Ansonia city, Connecticut
741.	Fort Collins city, Colorado *	788.	Lone Tree city, Colorado		
742.	Fountain city, Colorado *	789.	Louisville city, Colorado		
743.	Fremont County, Colorado *	790.	Moffat County, Colorado		
744.	Garfield County, Colorado *	791.	Montezuma County, Colorado		
745.	Grand Junction city, Colorado *	792.	Montrose city, Colorado		
746.	Greeley city, Colorado *	793.	Morgan County, Colorado		
747.	Jefferson County, Colorado *	794.	Otero County, Colorado		
748.	La Plata County, Colorado *	795.	Park County, Colorado		
749.	Lafayette city, Colorado *	796.	Pitkin County, Colorado		
750.	Lakewood city, Colorado *	797.	Prowers County, Colorado		
751.	Larimer County, Colorado *	798.	Rio Grande County, Colorado		
752.	Littleton city, Colorado *	799.	Routt County, Colorado		
753.	Longmont city, Colorado *	800.	Steamboat Springs city, Colorado		
754.	Loveland city, Colorado *	801.	Sterling city, Colorado		
755.	Mesa County, Colorado *	802.	Superior town, Colorado		
756.	Montrose County, Colorado *	803.	Teller County, Colorado		
		804.	Wellington town, Colorado		
		805.	Yuma County, Colorado		
		806.	Bridgeport town / Bridgeport city, Connecticut *		
		807.	Bristol city / Bristol town, Connecticut *		

839.	Avon town, Connecticut	884.	Simsbury town, Connecticut	934.	Coral Gables city, Florida *
840.	Berlin town, Connecticut	885.	Somers town, Connecticut	935.	Coral Springs city, Florida *
841.	Bethel town, Connecticut	886.	South Windsor town, Connecticut	936.	Cutler Bay town, Florida *
842.	Bloomfield town, Connecticut	887.	Southbury town, Connecticut	937.	Dania Beach city, Florida *
843.	Branford town, Connecticut	888.	Stafford town, Connecticut	938.	Davie town, Florida *
844.	Brookfield town, Connecticut	889.	Stonington town, Connecticut	939.	Daytona Beach city, Florida *
845.	Canton town, Connecticut	890.	Suffield town, Connecticut	940.	Deerfield Beach city, Florida *
846.	Cheshire town, Connecticut	891.	Tolland town, Connecticut	941.	DeLand city, Florida *
847.	Clinton town, Connecticut	892.	Vernon town, Connecticut	942.	Delray Beach city, Florida *
848.	Colchester town, Connecticut	893.	Waterford town, Connecticut	943.	Deltona city, Florida *
849.	Coventry town, Connecticut	894.	Watertown town, Connecticut	944.	DeSoto County, Florida *
850.	Cromwell town, Connecticut	895.	Weston town, Connecticut	945.	Doral city, Florida *
851.	Darien town, Connecticut	896.	Westport town, Connecticut	946.	Dunedin city, Florida *
852.	Derby city / Derby town, Connecticut	897.	Wethersfield town, Connecticut	947.	Duval County / Jacksonville city, Florida *
853.	East Hampton town, Connecticut	898.	Wilton town, Connecticut	948.	Escambia County, Florida *
854.	East Haven town, Connecticut	899.	Winchester town, Connecticut	949.	Esterovillage, Florida *
855.	East Lyme town, Connecticut	900.	Windham town, Connecticut	950.	Flagler County, Florida *
856.	East Windsor town, Connecticut	901.	Windsor Locks town, Connecticut	951.	Fort Lauderdale city, Florida *
857.	Ellington town, Connecticut	902.	Windsor town, Connecticut	952.	Fort Myers city, Florida *
858.	Farmington town, Connecticut	903.	Wolcott town, Connecticut	953.	Fort Pierce city, Florida *
859.	Granby town, Connecticut	904.	Dover city, Delaware *	954.	Gadsden County, Florida *
860.	Griswold town, Connecticut	905.	Kent County, Delaware *	955.	Gainesville city, Florida *
861.	Guilford town, Connecticut	906.	New Castle County, Delaware *	956.	Greenacres city, Florida *
862.	Killingly town, Connecticut	907.	Newark city, Delaware *	957.	Hallandale Beach city, Florida *
863.	Ledyard town, Connecticut	908.	Sussex County, Delaware *	958.	Hendry County, Florida *
864.	Madison town, Connecticut	909.	Wilmington city, Delaware *	959.	Hernando County, Florida *
865.	Mansfield town, Connecticut	910.	Middletown town, Delaware	960.	Hialeah city, Florida *
866.	Monroe town, Connecticut	911.	Milford city, Delaware	961.	Highlands County, Florida *
867.	Montville town, Connecticut	912.	Smyrna town, Delaware	962.	Hillsborough County, Florida *
868.	New Canaan town, Connecticut	913.	Alachua County, Florida *	963.	Hollywood city, Florida *
869.	New Fairfield town, Connecticut	914.	Altamonte Springs city, Florida *	964.	Homestead city, Florida *
870.	New London city / New London town, Connecticut	915.	Apopka city, Florida *	965.	Indian River County, Florida *
871.	New Milford town, Connecticut	916.	Aventura city, Florida *	966.	Jackson County, Florida *
872.	Newtown town, Connecticut	917.	Bay County, Florida *	967.	Jupiter town, Florida *
873.	North Branford town, Connecticut	918.	Boca Raton city, Florida *	968.	Kissimmee city, Florida *
874.	North Haven town, Connecticut	919.	Bonita Springs city, Florida *	969.	Lake County, Florida *
875.	Old Saybrook town, Connecticut	920.	Boynton Beach city, Florida *	970.	Lake Worth city, Florida *
876.	Orange town, Connecticut	921.	Bradenton city, Florida *	971.	Lakeland city, Florida *
877.	Oxford town, Connecticut	922.	Brevard County, Florida *	972.	Largo city, Florida *
878.	Plainfield town, Connecticut	923.	Broward County, Florida *	973.	Lauderdale Lakes city, Florida *
879.	Plainville town, Connecticut	924.	Cape Coral city, Florida *	974.	Lauderhill city, Florida *
880.	Plymouth town, Connecticut	925.	Charlotte County, Florida *	975.	Lee County, Florida *
881.	Ridgefield town, Connecticut	926.	Citrus County, Florida *	976.	Leon County, Florida *
882.	Rocky Hill town, Connecticut	927.	Clay County, Florida *	977.	Levy County, Florida *
883.	Seymour town, Connecticut	928.	Clearwater city, Florida *	978.	Manatee County, Florida *
		929.	Clermont city, Florida *	979.	Margate city, Florida *
		930.	Coconut Creek city, Florida *	980.	Marion County, Florida *
		931.	Collier County, Florida *	981.	Martin County, Florida *
		932.	Columbia County, Florida *	982.	Melbourne city, Florida *
		933.	Cooper City city, Florida *	983.	Miami Beach city, Florida *
				984.	Miami city, Florida *

985.	Miami Gardens city, Florida *	1036.	Suwannee County, Florida *	1088.	Key Biscayne village, Florida
986.	Miami Lakes town, Florida *	1037.	Tallahassee city, Florida *	1089.	Key West city, Florida
987.	Miami-Dade County, Florida *	1038.	Tamarac city, Florida *	1090.	Lady Lake town, Florida
988.	Miramar city, Florida *	1039.	Tampa city, Florida *	1091.	Lake City city, Florida
989.	Monroe County, Florida *	1040.	Titusville city, Florida *	1092.	Lake Mary city, Florida
990.	Nassau County, Florida *	1041.	Volusia County, Florida *	1093.	Lake Wales city, Florida
991.	North Lauderdale city, Florida *	1042.	Wakulla County, Florida *	1094.	Lantana town, Florida
992.	North Miami Beach city, Florida *	1043.	Walton County, Florida *	1095.	Leesburg city, Florida
993.	North Miami city, Florida *	1044.	Wellington village, Florida *	1096.	Lighthouse Point city, Florida
994.	North Port city, Florida *	1045.	West Palm Beach city, Florida *	1097.	Longwood city, Florida
995.	Oakland Park city, Florida *	1046.	Weston city, Florida *	1098.	Lynn Haven city, Florida
996.	Ocala city, Florida *	1047.	Winter Garden city, Florida *	1099.	Madison County, Florida
997.	Ocoee city, Florida *	1048.	Winter Haven city, Florida *	1100.	Maitland city, Florida
998.	Okaloosa County, Florida *	1049.	Winter Park city, Florida *	1101.	Marco Island city, Florida
999.	Okeechobee County, Florida *	1050.	Winter Springs city, Florida *	1102.	Miami Shores village, Florida
1000.	Orange County, Florida *	1051.	Atlantic Beach city, Florida	1103.	Miami Springs city, Florida
1001.	Orlando city, Florida *	1052.	Auburndale city, Florida	1104.	Milton city, Florida
1002.	Ormond Beach city, Florida *	1053.	Avon Park city, Florida	1105.	Minneola city, Florida
1003.	Osceola County, Florida *	1054.	Baker County, Florida	1106.	Mount Dora city, Florida
1004.	Oviedo city, Florida *	1055.	Bartow city, Florida	1107.	Naples city, Florida
1005.	Palm Bay city, Florida *	1056.	Belle Glade city, Florida	1108.	New Port Richey city, Florida
1006.	Palm Beach County, Florida *	1057.	Bradford County, Florida	1109.	New Smyrna Beach city, Florida
1007.	Palm Beach Gardens city, Florida *	1058.	Calhoun County, Florida	1110.	Niceville city, Florida
1008.	Palm Coast city, Florida *	1059.	Callaway city, Florida	1111.	North Palm Beach village, Florida
1009.	Panama City city, Florida *	1060.	Cape Canaveral city, Florida	1112.	Oldsmar city, Florida
1010.	Parkland city, Florida *	1061.	Casselberry city, Florida	1113.	Opa-locka city, Florida
1011.	Pasco County, Florida *	1062.	Cocoa Beach city, Florida	1114.	Orange City city, Florida
1012.	Pembroke Pines city, Florida *	1063.	Cocoa city, Florida	1115.	Palatka city, Florida
1013.	Pensacola city, Florida *	1064.	Crestview city, Florida	1116.	Palm Springs village, Florida
1014.	Pinellas County, Florida *	1065.	DeBary city, Florida	1117.	Palmetto Bay village, Florida
1015.	Pinellas Park city, Florida *	1066.	Destin city, Florida	1118.	Palmetto city, Florida
1016.	Plant City city, Florida *	1067.	Dixie County, Florida	1119.	Panama City Beach city, Florida
1017.	Plantation city, Florida *	1068.	Edgewater city, Florida	1120.	Pinecrest village, Florida
1018.	Polk County, Florida *	1069.	Eustis city, Florida	1121.	Punta Gorda city, Florida
1019.	Pompano Beach city, Florida *	1070.	Fernandina Beach city, Florida	1122.	Rockledge city, Florida
1020.	Port Orange city, Florida *	1071.	Florida City city, Florida	1123.	Safety Harbor city, Florida
1021.	Port St. Lucie city, Florida *	1072.	Fort Walton Beach city, Florida	1124.	Satellite Beach city, Florida
1022.	Putnam County, Florida *	1073.	Franklin County, Florida	1125.	Sebastian city, Florida
1023.	Riviera Beach city, Florida *	1074.	Fruitland Park city, Florida	1126.	Sebring city, Florida
1024.	Royal Palm Beach village, Florida *	1075.	Gilchrist County, Florida	1127.	Seminole city, Florida
1025.	Sanford city, Florida *	1076.	Glades County, Florida	1128.	South Daytona city, Florida
1026.	Santa Rosa County, Florida *	1077.	Groveland city, Florida	1129.	South Miami city, Florida
1027.	Sarasota city, Florida *	1078.	Gulf County, Florida	1130.	St. Augustine city, Florida
1028.	Sarasota County, Florida *	1079.	Gulfport city, Florida	1131.	Stuart city, Florida
1029.	Seminole County, Florida *	1080.	Haines City city, Florida	1132.	Sunny Isles Beach city, Florida
1030.	St. Cloud city, Florida *	1081.	Hamilton County, Florida	1133.	Sweetwater city, Florida
1031.	St. Johns County, Florida *	1082.	Hardee County, Florida	1134.	Tarpon Springs city, Florida
1032.	St. Lucie County, Florida *	1083.	Hialeah Gardens city, Florida	1135.	Tavares city, Florida
1033.	St. Petersburg city, Florida *	1084.	Holly Hill city, Florida	1136.	Taylor County, Florida
1034.	Sumter County, Florida *	1085.	Holmes County, Florida	1137.	Temple Terrace city, Florida
1035.	Sunrise city, Florida *	1086.	Jacksonville Beach city, Florida	1138.	Union County, Florida
		1087.	Jefferson County, Florida		

1139.	Venice city, Florida	1191.	Henry County, Georgia *	1244.	Berrien County, Georgia
1140.	Vero Beach city, Florida	1192.	Hinesville city, Georgia *	1245.	Bleckley County, Georgia
1141.	Washington County, Florida	1193.	Houston County, Georgia *	1246.	Brantley County, Georgia
1142.	West Melbourne city, Florida	1194.	Jackson County, Georgia *	1247.	Braselton town, Georgia
1143.	West Park city, Florida	1195.	Johns Creek city, Georgia *	1248.	Brooks County, Georgia
1144.	Wilton Manors city, Florida	1196.	Kennesaw city, Georgia *	1249.	Brunswick city, Georgia
1145.	Zephyrhills city, Florida	1197.	LaGrange city, Georgia *	1250.	Buford city, Georgia
1146.	Albany city, Georgia *	1198.	Laurens County, Georgia *	1251.	Burke County, Georgia
1147.	Alpharetta city, Georgia *	1199.	Lawrenceville city, Georgia *	1252.	Butts County, Georgia
1148.	Athens-Clarke County unified government, Georgia *	1200.	Liberty County, Georgia *	1253.	Calhoun city, Georgia
1149.	Atlanta city, Georgia *	1201.	Lowndes County, Georgia *	1254.	Candler County, Georgia
1150.	Augusta-Richmond County consolidated government, Georgia *	1202.	Lumpkin County, Georgia *	1255.	Carrollton city, Georgia
1151.	Baldwin County, Georgia *	1203.	Macon-Bibb County, Georgia *	1256.	Cartersville city, Georgia
1152.	Barrow County, Georgia *	1204.	Marietta city, Georgia *	1257.	Charlton County, Georgia
1153.	Bartow County, Georgia *	1205.	Milton city, Georgia *	1258.	Chattooga County, Georgia
1154.	Brookhaven city, Georgia *	1206.	Murray County, Georgia *	1259.	Clarkston city, Georgia
1155.	Bryan County, Georgia *	1207.	Newnan city, Georgia *	1260.	College Park city, Georgia
1156.	Bulloch County, Georgia *	1208.	Newton County, Georgia *	1261.	Conyers city, Georgia
1157.	Camden County, Georgia *	1209.	Oconee County, Georgia *	1262.	Cook County, Georgia
1158.	Canton city, Georgia *	1210.	Paulding County, Georgia *	1263.	Cordele city, Georgia
1159.	Carroll County, Georgia *	1211.	Peachtree City city, Georgia *	1264.	Covington city, Georgia
1160.	Catoosa County, Georgia *	1212.	Peachtree Corners city, Georgia *	1265.	Crawford County, Georgia
1161.	Chamblee city, Georgia *	1213.	Pickens County, Georgia *	1266.	Crisp County, Georgia
1162.	Chatham County, Georgia *	1214.	Polk County, Georgia *	1267.	Cusseta-Chattahoochee County unified government, Georgia
1163.	Cherokee County, Georgia *	1215.	Rockdale County, Georgia *	1268.	Dade County, Georgia
1164.	Clayton County, Georgia *	1216.	Rome city, Georgia *	1269.	Dallas city, Georgia
1165.	Cobb County, Georgia *	1217.	Roswell city, Georgia *	1270.	Dawson County, Georgia
1166.	Coffee County, Georgia *	1218.	Sandy Springs city, Georgia *	1271.	Decatur city, Georgia
1167.	Colquitt County, Georgia *	1219.	Savannah city, Georgia *	1272.	Decatur County, Georgia
1168.	Columbia County, Georgia *	1220.	Smyrna city, Georgia *	1273.	Dodge County, Georgia
1169.	Columbus city, Georgia *	1221.	South Fulton city, Georgia *	1274.	Dooly County, Georgia
1170.	Coweta County, Georgia *	1222.	Spalding County, Georgia *	1275.	Doraville city, Georgia
1171.	Dalton city, Georgia *	1223.	Statesboro city, Georgia *	1276.	Douglas city, Georgia
1172.	DeKalb County, Georgia *	1224.	Stonecrest city, Georgia *	1277.	Dublin city, Georgia
1173.	Dougherty County, Georgia *	1225.	Thomas County, Georgia *	1278.	Duluth city, Georgia
1174.	Douglas County, Georgia *	1226.	Tift County, Georgia *	1279.	Early County, Georgia
1175.	Douglasville city, Georgia *	1227.	Troup County, Georgia *	1280.	Elbert County, Georgia
1176.	Dunwoody city, Georgia *	1228.	Tucker city, Georgia *	1281.	Emanuel County, Georgia
1177.	East Point city, Georgia *	1229.	Valdosta city, Georgia *	1282.	Evans County, Georgia
1178.	Effingham County, Georgia *	1230.	Walker County, Georgia *	1283.	Fairburn city, Georgia
1179.	Fayette County, Georgia *	1231.	Walton County, Georgia *	1284.	Fannin County, Georgia
1180.	Floyd County, Georgia *	1232.	Ware County, Georgia *	1285.	Fayetteville city, Georgia
1181.	Forsyth County, Georgia *	1233.	Warner Robins city, Georgia *	1286.	Forest Park city, Georgia
1182.	Fulton County, Georgia *	1234.	White County, Georgia *	1287.	Franklin County, Georgia
1183.	Gainesville city, Georgia *	1235.	Whitfield County, Georgia *	1288.	Grady County, Georgia
1184.	Gilmer County, Georgia *	1236.	Woodstock city, Georgia *	1289.	Greene County, Georgia
1185.	Glynn County, Georgia *	1237.	Acworth city, Georgia	1290.	Griffin city, Georgia
1186.	Gordon County, Georgia *	1238.	Americus city, Georgia	1291.	Grovetown city, Georgia
1187.	Gwinnett County, Georgia *	1239.	Appling County, Georgia	1292.	Haralson County, Georgia
1188.	Habersham County, Georgia *	1240.	Bacon County, Georgia	1293.	Hart County, Georgia
1189.	Hall County, Georgia *	1241.	Bainbridge city, Georgia	1294.	Heard County, Georgia
1190.	Harris County, Georgia *	1242.	Banks County, Georgia	1295.	Holly Springs city, Georgia
		1243.	Ben Hill County, Georgia	1296.	Jasper County, Georgia

1297.	Jeff Davis County, Georgia	1352.	Villa Rica city, Georgia	1407.	Payette County, Idaho
1298.	Jefferson city, Georgia	1353.	Washington County, Georgia	1408.	Rexburg city, Idaho
1299.	Jefferson County, Georgia	1354.	Waycross city, Georgia	1409.	Shoshone County, Idaho
1300.	Jones County, Georgia	1355.	Wayne County, Georgia	1410.	Star city, Idaho
1301.	Kingsland city, Georgia	1356.	Winder city, Georgia	1411.	Teton County, Idaho
1302.	Lamar County, Georgia	1357.	Worth County, Georgia	1412.	Valley County, Idaho
1303.	Lanier County, Georgia	1358.	Hawaii County, Hawaii *	1413.	Washington County, Idaho
1304.	Lee County, Georgia	1359.	Honolulu County, Hawaii *	1414.	Adams County, Illinois *
1305.	Lilburn city, Georgia	1360.	Kauai County, Hawaii *	1415.	Addison township, Illinois *
1306.	Loganville city, Georgia	1361.	Maui County, Hawaii *	1416.	Addison village, Illinois *
1307.	Long County, Georgia	1362.	Ada County, Idaho *	1417.	Algonquin township, Illinois *
1308.	Macon County, Georgia	1363.	Bannock County, Idaho *	1418.	Algonquin village, Illinois *
1309.	Madison County, Georgia	1364.	Bingham County, Idaho *	1419.	Arlington Heights village, Illinois *
1310.	McDonough city, Georgia	1365.	Boise City city, Idaho *	1420.	Aurora city, Illinois *
1311.	McDuffie County, Georgia	1366.	Bonner County, Idaho *	1421.	Aurora township, Illinois *
1312.	McIntosh County, Georgia	1367.	Bonneville County, Idaho *	1422.	Avon township, Illinois *
1313.	Meriwether County, Georgia	1368.	Caldwell city, Idaho *	1423.	Bartlett village, Illinois *
1314.	Milledgeville city, Georgia	1369.	Canyon County, Idaho *	1424.	Batavia township, Illinois *
1315.	Mitchell County, Georgia	1370.	Coeur d'Alene city, Idaho *	1425.	Belleville city, Illinois *
1316.	Monroe city, Georgia	1371.	Idaho Falls city, Idaho *	1426.	Berwyn city, Illinois *
1317.	Monroe County, Georgia	1372.	Kootenai County, Idaho *	1427.	Berwyn township, Illinois *
1318.	Morgan County, Georgia	1373.	Latah County, Idaho *	1428.	Bloom township, Illinois *
1319.	Moultrie city, Georgia	1374.	Lewiston city, Idaho *	1429.	Bloomington township, Illinois *
1320.	Norcross city, Georgia	1375.	Madison County, Idaho *	1430.	Bloomington city, Illinois *
1321.	Oglethorpe County, Georgia	1376.	Meridian city, Idaho *	1431.	Bloomington City township, Illinois *
1322.	Peach County, Georgia	1377.	Nampa city, Idaho *	1432.	Bolingbrook village, Illinois *
1323.	Perry city, Georgia	1378.	Nez Perce County, Idaho *	1433.	Boone County, Illinois *
1324.	Pierce County, Georgia	1379.	Pocatello city, Idaho *	1434.	Bourbonnais township, Illinois *
1325.	Pike County, Georgia	1380.	Post Falls city, Idaho *	1435.	Bremen township, Illinois *
1326.	Pooler city, Georgia	1381.	Twin Falls city, Idaho *	1436.	Bristol township, Illinois *
1327.	Powder Springs city, Georgia	1382.	Twin Falls County, Idaho *	1437.	Buffalo Grove village, Illinois *
1328.	Pulaski County, Georgia	1383.	Ammon city, Idaho	1438.	Bureau County, Illinois *
1329.	Putnam County, Georgia	1384.	Blackfoot city, Idaho	1439.	Calumet City city, Illinois *
1330.	Rabun County, Georgia	1385.	Blaine County, Idaho	1440.	Capital township, Illinois *
1331.	Richmond Hill city, Georgia	1386.	Boundary County, Idaho	1441.	Carol Stream village, Illinois *
1332.	Rincon city, Georgia	1387.	Burley city, Idaho	1442.	Carpentersville village, Illinois *
1333.	Riverdale city, Georgia	1388.	Cassia County, Idaho	1443.	Caseyville township, Illinois *
1334.	Screven County, Georgia	1389.	Chubbuck city, Idaho	1444.	Champaign city, Illinois *
1335.	Snellville city, Georgia	1390.	Eagle city, Idaho	1445.	Champaign City township, Illinois *
1336.	St. Marys city, Georgia	1391.	Elmore County, Idaho	1446.	Champaign County, Illinois *
1337.	Stephens County, Georgia	1392.	Franklin County, Idaho	1447.	Chicago city, Illinois *
1338.	Stockbridge city, Georgia	1393.	Fremont County, Idaho	1448.	Christian County, Illinois *
1339.	Sugar Hill city, Georgia	1394.	Garden City city, Idaho	1449.	Cicero town / Cicero township, Illinois *
1340.	Sumter County, Georgia	1395.	Gem County, Idaho	1450.	Clinton County, Illinois *
1341.	Suwanee city, Georgia	1396.	Gooding County, Idaho	1451.	Coles County, Illinois *
1342.	Tattnell County, Georgia	1397.	Hayden city, Idaho	1452.	Collinsville township, Illinois *
1343.	Telfair County, Georgia	1398.	Idaho County, Idaho		
1344.	Thomasville city, Georgia	1399.	Jefferson County, Idaho		
1345.	Tifton city, Georgia	1400.	Jerome city, Idaho		
1346.	Toombs County, Georgia	1401.	Jerome County, Idaho		
1347.	Towns County, Georgia	1402.	Kuna city, Idaho		
1348.	Union City city, Georgia	1403.	Minidoka County, Idaho		
1349.	Union County, Georgia	1404.	Moscow city, Idaho		
1350.	Upson County, Georgia	1405.	Mountain Home city, Idaho		
1351.	Vidalia city, Georgia	1406.	Owyhee County, Idaho		

1453.	Cook County, Illinois *	1499.	Kankakee County, Illinois *	1551.	Peoria city, Illinois *
1454.	Crystal Lake city, Illinois *	1500.	Kendall County, Illinois *	1552.	Peoria City township, Illinois *
1455.	Cunningham township, Illinois *	1501.	Knox County, Illinois *	1553.	Peoria County, Illinois *
1456.	Danville city, Illinois *	1502.	Lake County, Illinois *	1554.	Plainfield township, Illinois *
1457.	Decatur city, Illinois *	1503.	Lake Villa township, Illinois *	1555.	Plainfield village, Illinois *
1458.	Decatur township, Illinois *	1504.	LaSalle County, Illinois *	1556.	Proviso township, Illinois *
1459.	DeKalb city, Illinois *	1505.	Lee County, Illinois *	1557.	Quincy city, Illinois *
1460.	DeKalb County, Illinois *	1506.	Leyden township, Illinois *	1558.	Quincy township, Illinois *
1461.	DeKalb township, Illinois *	1507.	Libertyville township, Illinois *	1559.	Randolph County, Illinois *
1462.	Des Plaines city, Illinois *	1508.	Lisle township, Illinois *	1560.	Rich township, Illinois *
1463.	Downers Grove township, Illinois *	1509.	Livingston County, Illinois *	1561.	Rock Island city, Illinois *
1464.	Downers Grove village, Illinois *	1510.	Lockport township, Illinois *	1562.	Rock Island County, Illinois *
1465.	Du Page township, Illinois *	1511.	Lombard village, Illinois *	1563.	Rockford city, Illinois *
1466.	Dundee township, Illinois *	1512.	Lyons township, Illinois *	1564.	Rockford township, Illinois *
1467.	DuPage County, Illinois *	1513.	Macon County, Illinois *	1565.	Romeoville village, Illinois *
1468.	Edwardsville township, Illinois *	1514.	Macoupin County, Illinois *	1566.	Sangamon County, Illinois *
1469.	Effingham County, Illinois *	1515.	Madison County, Illinois *	1567.	Schaumburg township, Illinois *
1470.	Ela township, Illinois *	1516.	Maine township, Illinois *	1568.	Schaumburg village, Illinois *
1471.	Elgin city, Illinois *	1517.	Marion County, Illinois *	1569.	Shields township, Illinois *
1472.	Elgin township, Illinois *	1518.	McHenry County, Illinois *	1570.	Skokie village, Illinois *
1473.	Elk Grove township, Illinois *	1519.	McHenry township, Illinois *	1571.	South Moline township, Illinois *
1474.	Elk Grove Village village, Illinois *	1520.	McLean County, Illinois *	1572.	Springfield city, Illinois *
1475.	Elmhurst city, Illinois *	1521.	Milton township, Illinois *	1573.	St. Charles city, Illinois *
1476.	Evanston city, Illinois *	1522.	Moline city, Illinois *	1574.	St. Charles township, Illinois *
1477.	Frankfort township, Illinois *	1523.	Monroe County, Illinois *	1575.	St. Clair County, Illinois *
1478.	Franklin County, Illinois *	1524.	Moraine township, Illinois *	1576.	St. Clair township, Illinois *
1479.	Fremont township, Illinois *	1525.	Morgan County, Illinois *	1577.	Stephenson County, Illinois *
1480.	Fulton County, Illinois *	1526.	Mount Prospect village, Illinois *	1578.	Stickney township, Illinois *
1481.	Galesburg city, Illinois *	1527.	Mundelein village, Illinois *	1579.	Streamwood village, Illinois *
1482.	Galesburg City township, Illinois *	1528.	Naperville city, Illinois *	1580.	Tazewell County, Illinois *
1483.	Glendale Heights village, Illinois *	1529.	Naperville township, Illinois *	1581.	Thornton township, Illinois *
1484.	Glenview village, Illinois *	1530.	New Lenox township, Illinois *	1582.	Tinley Park village, Illinois *
1485.	Grafton township, Illinois *	1531.	New Trier township, Illinois *	1583.	Troy township, Illinois *
1486.	Grundy County, Illinois *	1532.	Niles township, Illinois *	1584.	Urbana city, Illinois *
1487.	Gurnee village, Illinois *	1533.	Normal town, Illinois *	1585.	Vermilion County, Illinois *
1488.	Hanover Park village, Illinois *	1534.	Normal township, Illinois *	1586.	Vernon township, Illinois *
1489.	Hanover township, Illinois *	1535.	Northbrook village, Illinois *	1587.	Warren township, Illinois *
1490.	Harlem township, Illinois *	1536.	Northfield township, Illinois *	1588.	Waukegan city, Illinois *
1491.	Henry County, Illinois *	1537.	Nunda township, Illinois *	1589.	Waukegan township, Illinois *
1492.	Hoffman Estates village, Illinois *	1538.	Oak Lawn village, Illinois *	1590.	Wayne township, Illinois *
1493.	Homer township, Illinois *	1539.	Oak Park township, Illinois *	1591.	West Deerfield township, Illinois *
1494.	Jackson County, Illinois *	1540.	Oak Park village, Illinois *	1592.	Wheatland township, Illinois *
1495.	Jefferson County, Illinois *	1541.	Ogle County, Illinois *	1593.	Wheaton city, Illinois *
1496.	Joliet city, Illinois *	1542.	Orland Park village, Illinois *	1594.	Wheeling township, Illinois *
1497.	Joliet township, Illinois *	1543.	Orland township, Illinois *	1595.	Wheeling village, Illinois *
1498.	Kane County, Illinois *	1544.	Oswego township, Illinois *	1596.	Whiteside County, Illinois *
		1545.	Oswego village, Illinois *	1597.	Will County, Illinois *
		1546.	Palatine township, Illinois *	1598.	Williamson County, Illinois *
		1547.	Palatine village, Illinois *	1599.	Winfield township, Illinois *
		1548.	Palos township, Illinois *	1600.	Winnebago County, Illinois *
		1549.	Park Ridge city, Illinois *		
		1550.	Pekin city, Illinois *		

1601.	Wood River township, Illinois *	1654.	Chicago Ridge village, Illinois	1706.	Grant township, Illinois
1602.	Woodford County, Illinois *	1655.	Clark County, Illinois	1707.	Grayslake village, Illinois
1603.	Woodridge village, Illinois *	1656.	Clay County, Illinois	1708.	Greene County, Illinois
1604.	Worth township, Illinois *	1657.	Collinsville city, Illinois	1709.	Greenwood township, Illinois
1605.	York township, Illinois *	1658.	Coloma township, Illinois	1710.	Groveland township, Illinois
1606.	Alsip village, Illinois	1659.	Columbia city, Illinois	1711.	Hampton township, Illinois
1607.	Alton city, Illinois	1660.	Cortland township, Illinois	1712.	Hancock County, Illinois
1608.	Alton township, Illinois	1661.	Country Club Hills city, Illinois	1713.	Harrisburg township, Illinois
1609.	Antioch township, Illinois	1662.	Crawford County, Illinois	1714.	Harvey city, Illinois
1610.	Antioch village, Illinois	1663.	Crest Hill city, Illinois	1715.	Hazel Crest village, Illinois
1611.	Aux Sable township, Illinois	1664.	Crestwood village, Illinois	1716.	Herrin city, Illinois
1612.	Barrington township, Illinois	1665.	Crete township, Illinois	1717.	Hickory Hills city, Illinois
1613.	Barrington village, Illinois	1666.	Cuba township, Illinois	1718.	Hickory Point township, Illinois
1614.	Batavia city, Illinois	1667.	Cumberland County, Illinois	1719.	Highland Park city, Illinois
1615.	Beach Park village, Illinois	1668.	Danville township, Illinois	1720.	Hinsdale village, Illinois
1616.	Bellwood village, Illinois	1669.	Darien city, Illinois	1721.	Homer Glen village, Illinois
1617.	Belvidere city, Illinois	1670.	De Witt County, Illinois	1722.	Homewood village, Illinois
1618.	Belvidere township, Illinois	1671.	Deerfield village, Illinois	1723.	Huntley village, Illinois
1619.	Bensenville village, Illinois	1672.	Dixon city, Illinois	1724.	Iroquois County, Illinois
1620.	Benton township, Illinois	1673.	Dixon township, Illinois	1725.	Jacksonville city, Illinois
1621.	Blackberry township, Illinois	1674.	Dolton village, Illinois	1726.	Jarvis township, Illinois
1622.	Bloomington village, Illinois	1675.	Dorr township, Illinois	1727.	Jersey County, Illinois
1623.	Blue Island city, Illinois	1676.	Douglas County, Illinois	1728.	Jo Daviess County, Illinois
1624.	Bond County, Illinois	1677.	Douglas township, Illinois	1729.	Johnson County, Illinois
1625.	Bourbonnais village, Illinois	1678.	East Moline city, Illinois	1730.	Justice village, Illinois
1626.	Bradley village, Illinois	1679.	East Peoria city, Illinois	1731.	Kankakee city, Illinois
1627.	Bridgeview village, Illinois	1680.	East St. Louis city, Illinois	1732.	Kankakee township, Illinois
1628.	Brookfield village, Illinois	1681.	East St. Louis township, Illinois	1733.	Kewanee city, Illinois
1629.	Bruce township, Illinois	1682.	Edgar County, Illinois	1734.	La Grange Park village, Illinois
1630.	Burbank city, Illinois	1683.	Edwardsville city, Illinois	1735.	La Grange village, Illinois
1631.	Burr Ridge village, Illinois	1684.	Effingham city, Illinois	1736.	Lake Forest city, Illinois
1632.	Cahokia village, Illinois	1685.	Elmwood Park village, Illinois	1737.	Lake in the Hills village, Illinois
1633.	Calumet township, Illinois	1686.	Evergreen Park village, Illinois	1738.	Lake Zurich village, Illinois
1634.	Campton Hills village, Illinois	1687.	Fairview Heights city, Illinois	1739.	Lansing village, Illinois
1635.	Campton township, Illinois	1688.	Fayette County, Illinois	1740.	LaSalle township, Illinois
1636.	Canton city, Illinois	1689.	Flagg township, Illinois	1741.	Lawrence County, Illinois
1637.	Canton township, Illinois	1690.	Fondulac township, Illinois	1742.	Lemont township, Illinois
1638.	Carbondale city, Illinois	1691.	Ford County, Illinois	1743.	Lemont village, Illinois
1639.	Carbondale township, Illinois	1692.	Forest Park village, Illinois	1744.	Libertyville village, Illinois
1640.	Carroll County, Illinois	1693.	Fox Lake village, Illinois	1745.	Limestone township, Illinois
1641.	Cary village, Illinois	1694.	Frankfort village, Illinois	1746.	Lincoln city, Illinois
1642.	Cass County, Illinois	1695.	Franklin Park village, Illinois	1747.	Lincolnwood village, Illinois
1643.	Centralia city, Illinois	1696.	Freeport city, Illinois	1748.	Lindhurst village, Illinois
1644.	Centralia township, Illinois	1697.	Freeport township, Illinois	1749.	Lisle village, Illinois
1645.	Centreville township, Illinois	1698.	Geneva city, Illinois	1750.	Little Rock township, Illinois
1646.	Champaign township, Illinois	1699.	Geneva township, Illinois	1751.	Lockport city, Illinois
1647.	Channahon township, Illinois	1700.	Glen Carbon village, Illinois	1752.	Logan County, Illinois
1648.	Channahon village, Illinois	1701.	Glen Ellyn village, Illinois	1753.	Long Creek township, Illinois
1649.	Charleston city, Illinois	1702.	Godfrey township, Illinois	1754.	Loves Park city, Illinois
1650.	Charleston township, Illinois	1703.	Godfrey village, Illinois	1755.	Lyons village, Illinois
1651.	Chatham village, Illinois	1704.	Granite City city, Illinois	1756.	Machesney Park village, Illinois
1652.	Cherry Valley township, Illinois	1705.	Granite City township, Illinois		
1653.	Chicago Heights city, Illinois				

1757.	Macomb city, Illinois	1809.	Perry County, Illinois	1861.	Washington city, Illinois
1758.	Macomb City township, Illinois	1810.	Peru township, Illinois	1862.	Washington County, Illinois
1759.	Mahomet township, Illinois	1811.	Piatt County, Illinois	1863.	Washington township, Illinois
1760.	Manhattan township, Illinois	1812.	Pike County, Illinois	1864.	Waterloo city, Illinois
1761.	Manteno township, Illinois	1813.	Plano city, Illinois	1865.	Wauconda township, Illinois
1762.	Marion city, Illinois	1814.	Pontiac city, Illinois	1866.	Wauconda village, Illinois
1763.	Markham city, Illinois	1815.	Pontiac township, Illinois	1867.	Wayne County, Illinois
1764.	Marshall County, Illinois	1816.	Prospect Heights city, Illinois	1868.	West Chicago city, Illinois
1765.	Mason County, Illinois	1817.	Rantoul township, Illinois	1869.	Westchester village, Illinois
1766.	Massac County, Illinois	1818.	Rantoul village, Illinois	1870.	Western Springs village, Illinois
1767.	Matteson village, Illinois	1819.	Richland County, Illinois	1871.	Westmont village, Illinois
1768.	Mattoon city, Illinois	1820.	Richton Park village, Illinois	1872.	White County, Illinois
1769.	Mattoon township, Illinois	1821.	River Forest township, Illinois	1873.	Wilmette village, Illinois
1770.	Maywood village, Illinois	1822.	River Forest village, Illinois	1874.	Winnetka village, Illinois
1771.	McDonough County, Illinois	1823.	Riverdale village, Illinois	1875.	Wood Dale city, Illinois
1772.	McHenry city, Illinois	1824.	Riverside township, Illinois	1876.	Wood River city, Illinois
1773.	Medina township, Illinois	1825.	Rock Island township, Illinois	1877.	Woodside township, Illinois
1774.	Melrose Park village, Illinois	1826.	Rockton township, Illinois	1878.	Woodstock city, Illinois
1775.	Menard County, Illinois	1827.	Rolling Meadows city, Illinois	1879.	Worth village, Illinois
1776.	Mercer County, Illinois	1828.	Roscoe township, Illinois	1880.	Yorkville city, Illinois
1777.	Midlothian village, Illinois	1829.	Roscoe village, Illinois	1881.	Zion city, Illinois
1778.	Minooka village, Illinois	1830.	Roselle village, Illinois	1882.	Zion township, Illinois
1779.	Mokena village, Illinois	1831.	Round Lake Beach village, Illinois	1883.	Aboite township, Indiana *
1780.	Moline township, Illinois	1832.	Round Lake village, Illinois	1884.	Adams County, Indiana *
1781.	Monee township, Illinois	1833.	Rutland township, Illinois	1885.	Adams township, Indiana *
1782.	Montgomery County, Illinois	1834.	Saline County, Illinois	1886.	Allen County, Indiana *
1783.	Montgomery village, Illinois	1835.	Sauk Village village, Illinois	1887.	Anderson city, Indiana *
1784.	Morris city, Illinois	1836.	Schiller Park village, Illinois	1888.	Anderson township, Indiana *
1785.	Morton Grove village, Illinois	1837.	Shelby County, Illinois	1889.	Bartholomew County, Indiana *
1786.	Morton township, Illinois	1838.	Shiloh Valley township, Illinois	1890.	Bloomington city, Indiana *
1787.	Morton village, Illinois	1839.	Shiloh village, Illinois	1891.	Bloomington township, Indiana *
1788.	Moultrie County, Illinois	1840.	Shorewood village, Illinois	1892.	Boone County, Indiana *
1789.	Mount Vernon city, Illinois	1841.	South Elgin village, Illinois	1893.	Calumet township, Indiana *
1790.	Mount Vernon township, Illinois	1842.	South Holland village, Illinois	1894.	Carmel city, Indiana *
1791.	Nameoki township, Illinois	1843.	South Rock Island township, Illinois	1895.	Cass County, Indiana *
1792.	New Lenox village, Illinois	1844.	Sterling city, Illinois	1896.	Center township, Indiana *
1793.	Newell township, Illinois	1845.	Sterling township, Illinois	1897.	Center township, Indiana *
1794.	Niles village, Illinois	1846.	Streator city, Illinois	1898.	Center township, Indiana *
1795.	Norridge village, Illinois	1847.	Sugar Grove township, Illinois	1899.	Center township, Indiana *
1796.	North Aurora village, Illinois	1848.	Summit village, Illinois	1900.	Center township, Indiana *
1797.	North Chicago city, Illinois	1849.	Swansea village, Illinois	1901.	Center township, Indiana *
1798.	Northlake city, Illinois	1850.	Sycamore city, Illinois	1902.	Clark County, Indiana *
1799.	Norwood Park township, Illinois	1851.	Sycamore township, Illinois	1903.	Clay township, Indiana *
1800.	O'Fallon city, Illinois	1852.	Taylorville city, Illinois	1904.	Clay township, Indiana *
1801.	O'Fallon township, Illinois	1853.	Taylorville township, Illinois	1905.	Clinton County, Indiana *
1802.	Oak Forest city, Illinois	1854.	Troy city, Illinois	1906.	Columbus city, Indiana *
1803.	Ottawa city, Illinois	1855.	Union County, Illinois	1907.	Columbus township, Indiana *
1804.	Ottawa township, Illinois	1856.	Vernon Hills village, Illinois	1908.	Concord township, Indiana *
1805.	Palos Heights city, Illinois	1857.	Villa Park village, Illinois	1909.	Crown Point city, Indiana *
1806.	Palos Hills city, Illinois	1858.	Wabash County, Illinois	1910.	Daviess County, Indiana *
1807.	Park Forest village, Illinois	1859.	Warren County, Illinois	1911.	Dearborn County, Indiana *
1808.	Pekin township, Illinois	1860.	Warrenville city, Illinois	1912.	Decatur township, Indiana *



1913.	DeKalb County, Indiana *	1966.	Miami County, Indiana *	2013.	Wayne County, Indiana *
1914.	Delaware County, Indiana *	1967.	Michigan City city, Indiana *	2014.	Wayne township, Indiana *
1915.	Delaware township, Indiana *	1968.	Mishawaka city, Indiana *	2015.	Wayne township, Indiana *
1916.	Dubois County, Indiana *	1969.	Monroe County, Indiana *	2016.	Wayne township, Indiana *
1917.	Elkhart city, Indiana *	1970.	Montgomery County, Indiana *	2017.	Wea township, Indiana *
1918.	Elkhart County, Indiana *	1971.	Morgan County, Indiana *	2018.	West Lafayette city, Indiana *
1919.	Elkhart township, Indiana *	1972.	Muncie city, Indiana *	2019.	Westfield city, Indiana *
1920.	Evansville city, Indiana *	1973.	New Albany city, Indiana *	2020.	White River township, Indiana *
1921.	Fairfield township, Indiana *	1974.	New Albany township, Indiana *	2021.	Whitley County, Indiana *
1922.	Fall Creek township, Indiana *	1975.	Noble County, Indiana *	2022.	Addison township, Indiana
1923.	Fishers city, Indiana *	1976.	Noblesville city, Indiana *	2023.	Auburn city, Indiana
1924.	Floyd County, Indiana *	1977.	Noblesville township, Indiana *	2024.	Avon town, Indiana
1925.	Fort Wayne city, Indiana *	1978.	North township, Indiana *	2025.	Bainbridge township, Indiana
1926.	Franklin township, Indiana *	1979.	Ohio township, Indiana *	2026.	Baugo township, Indiana
1927.	Gary city, Indiana *	1980.	Penn township, Indiana *	2027.	Bedford city, Indiana
1928.	Gibson County, Indiana *	1981.	Perry township, Indiana *	2028.	Beech Grove city, Indiana
1929.	Goshen city, Indiana *	1982.	Perry township, Indiana *	2029.	Blackford County, Indiana
1930.	Grant County, Indiana *	1983.	Perry township, Indiana *	2030.	Bluffton city, Indiana
1931.	Greene County, Indiana *	1984.	Pike township, Indiana *	2031.	Boon township, Indiana
1932.	Greenwood city, Indiana *	1985.	Plainfield town, Indiana *	2032.	Brown County, Indiana
1933.	Guilford township, Indiana *	1986.	Pleasant township, Indiana *	2033.	Brown township, Indiana
1934.	Hamilton County, Indiana *	1987.	Portage city, Indiana *	2034.	Brown township, Indiana
1935.	Hammond city, Indiana *	1988.	Portage township, Indiana *	2035.	Brownsburg town, Indiana
1936.	Hancock County, Indiana *	1989.	Portage township, Indiana *	2036.	Carroll County, Indiana
1937.	Harrison County, Indiana *	1990.	Porter County, Indiana *	2037.	Cedar Creek township, Indiana
1938.	Harrison township, Indiana *	1991.	Putnam County, Indiana *	2038.	Cedar Creek township, Indiana
1939.	Hendricks County, Indiana *	1992.	Richmond city, Indiana *	2039.	Cedar Lake town, Indiana
1940.	Henry County, Indiana *	1993.	Ross township, Indiana *	2040.	Center township, Indiana
1941.	Hobart township, Indiana *	1994.	Shelby County, Indiana *	2041.	Center township, Indiana
1942.	Howard County, Indiana *	1995.	South Bend city, Indiana *	2042.	Center township, Indiana
1943.	Huntington County, Indiana *	1996.	St. John township, Indiana *	2043.	Center township, Indiana
1944.	Jackson County, Indiana *	1997.	St. Joseph County, Indiana *	2044.	Center township, Indiana
1945.	Jasper County, Indiana *	1998.	St. Joseph township, Indiana *	2045.	Center township, Indiana
1946.	Jefferson County, Indiana *	1999.	Steuben County, Indiana *	2046.	Centre township, Indiana
1947.	Jeffersonville city, Indiana *	2000.	Terre Haute city, Indiana *	2047.	Charlestown township, Indiana
1948.	Jeffersonville township, Indiana *	2001.	Tippecanoe County, Indiana *	2048.	Chesterton town, Indiana
1949.	Johnson County, Indiana *	2002.	Valparaiso city, Indiana *	2049.	Clarksville town, Indiana
1950.	Knight township, Indiana *	2003.	Vanderburgh County, Indiana *	2050.	Clarks County, Indiana
1951.	Knox County, Indiana *	2004.	Vigo County, Indiana *	2051.	Cleveland township, Indiana
1952.	Kokomo city, Indiana *	2005.	Wabash County, Indiana *	2052.	Cleveland township, Indiana
1953.	Kosciusko County, Indiana *	2006.	Wabash township, Indiana *	2053.	Columbia township, Indiana
1954.	Lafayette city, Indiana *	2007.	Warren township, Indiana *	2054.	Connersville city, Indiana
1955.	LaGrange County, Indiana *	2008.	Warrick County, Indiana *	2055.	Connersville township, Indiana
1956.	Lake County, Indiana *	2009.	Washington township, Indiana *	2056.	Coolspring township, Indiana
1957.	LaPorte County, Indiana *	2010.	Washington township, Indiana *	2057.	Crawford County, Indiana
1958.	Lawrence city, Indiana *	2011.	Washington township, Indiana *	2058.	Crawfordsville city, Indiana
1959.	Lawrence County, Indiana *	2012.	Washington township, Indiana *	2059.	Danville town, Indiana
1960.	Lawrence township, Indiana *			2060.	Decatur County, Indiana
1961.	Lincoln township, Indiana *			2061.	Dyer town, Indiana
1962.	Madison County, Indiana *			2062.	East Chicago city, Indiana
1963.	Marion County / Indianapolis city, Indiana *			2063.	Eel township, Indiana
1964.	Marshall County, Indiana *			2064.	Fall Creek township, Indiana
1965.	Merrillville town, Indiana *			2065.	Fayette County, Indiana

2066.	Fountain County, Indiana	2119.	Peru city, Indiana	2174.	Cerro Gordo County, Iowa *
2067.	Frankfort city, Indiana	2120.	Peru township, Indiana	2175.	Clinton County, Iowa *
2068.	Franklin city, Indiana	2121.	Pigeon township, Indiana	2176.	Council Bluffs city, Iowa *
2069.	Franklin County, Indiana	2122.	Pike County, Indiana	2177.	Dallas County, Iowa *
2070.	Franklin township, Indiana	2123.	Pipe Creek township, Indiana	2178.	Davenport city, Iowa *
2071.	Fulton County, Indiana	2124.	Pleasant township, Indiana	2179.	Des Moines city, Iowa *
2072.	Georgetown township, Indiana	2125.	Posey County, Indiana	2180.	Des Moines County, Iowa *
2073.	Greencastle city, Indiana	2126.	Pulaski County, Indiana	2181.	Dubuque city, Iowa *
2074.	Greencastle township, Indiana	2127.	Randolph County, Indiana	2182.	Dubuque County, Iowa *
2075.	Greenfield city, Indiana	2128.	Richland township, Indiana	2183.	Iowa City city, Iowa *
2076.	Greensburg city, Indiana	2129.	Ripley County, Indiana	2184.	Jasper County, Iowa *
2077.	Griffith town, Indiana	2130.	Rush County, Indiana	2185.	Johnson County, Iowa *
2078.	Hanover township, Indiana	2131.	Schererville town, Indiana	2186.	Lee County, Iowa *
2079.	Harris township, Indiana	2132.	Scott County, Indiana	2187.	Linn County, Iowa *
2080.	Harrison township, Indiana	2133.	Seymour city, Indiana	2188.	Marion city, Iowa *
2081.	Henry township, Indiana	2134.	Shawswick township, Indiana	2189.	Marion County, Iowa *
2082.	Highland town, Indiana	2135.	Shelbyville city, Indiana	2190.	Marshall County, Iowa *
2083.	Hobart city, Indiana	2136.	Silver Creek township, Indiana	2191.	Muscatine County, Iowa *
2084.	Honey Creek township, Indiana	2137.	Speedway town, Indiana	2192.	Polk County, Iowa *
2085.	Huntington city, Indiana	2138.	Spencer County, Indiana	2193.	Pottawattamie County, Iowa *
2086.	Huntington township, Indiana	2139.	St. John town, Indiana	2194.	Scott County, Iowa *
2087.	Jackson township, Indiana	2140.	Starke County, Indiana	2195.	Sioux City city, Iowa *
2088.	Jackson township, Indiana	2141.	Sugar Creek township, Indiana	2196.	Sioux County, Iowa *
2089.	Jasper city, Indiana	2142.	Sullivan County, Indiana	2197.	Story County, Iowa *
2090.	Jay County, Indiana	2143.	Switzerland County, Indiana	2198.	Urbandale city, Iowa *
2091.	Jefferson township, Indiana	2144.	Tipton County, Indiana	2199.	Wapello County, Iowa *
2092.	Jennings County, Indiana	2145.	Troy township, Indiana	2200.	Warren County, Iowa *
2093.	Keener township, Indiana	2146.	Union township, Indiana	2201.	Waterloo city, Iowa *
2094.	La Porte city, Indiana	2147.	Union township, Indiana	2202.	Webster County, Iowa *
2095.	Lake Station city, Indiana	2148.	Van Buren township, Indiana	2203.	West Des Moines city, Iowa *
2096.	Lawrenceburg township, Indiana	2149.	Vermillion County, Indiana	2204.	Woodbury County, Iowa *
2097.	Lebanon city, Indiana	2150.	Vernon township, Indiana	2205.	Allamakee County, Iowa
2098.	Logansport city, Indiana	2151.	Vincennes city, Indiana	2206.	Altoona city, Iowa
2099.	Lost Creek township, Indiana	2152.	Vincennes township, Indiana	2207.	Appanoose County, Iowa
2100.	Madison city, Indiana	2153.	Warsaw city, Indiana	2208.	Benton County, Iowa
2101.	Madison township, Indiana	2154.	Washington city, Indiana	2209.	Boone city, Iowa
2102.	Marion city, Indiana	2155.	Washington County, Indiana	2210.	Boone County, Iowa
2103.	Martin County, Indiana	2156.	Washington township, Indiana	2211.	Bremer County, Iowa
2104.	Martinsville city, Indiana	2157.	Washington township, Indiana	2212.	Buchanan County, Iowa
2105.	Michigan township, Indiana	2158.	Washington township, Indiana	2213.	Buena Vista County, Iowa
2106.	Mill township, Indiana	2159.	Washington township, Indiana	2214.	Burlington city, Iowa
2107.	Munster town, Indiana	2160.	Wayne township, Indiana	2215.	Butler County, Iowa
2108.	New Castle city, Indiana	2161.	Wayne township, Indiana	2216.	Carroll County, Iowa
2109.	New Haven city, Indiana	2162.	Wells County, Indiana	2217.	Cass County, Iowa
2110.	Newton County, Indiana	2163.	Westchester township, Indiana	2218.	Cedar County, Iowa
2111.	Noble township, Indiana	2164.	White County, Indiana	2219.	Cherokee County, Iowa
2112.	Orange County, Indiana	2165.	Winfield township, Indiana	2220.	Chickasaw County, Iowa
2113.	Osolo township, Indiana	2166.	Yorktown town, Indiana	2221.	Clay County, Iowa
2114.	Owen County, Indiana	2167.	Zionsville town, Indiana	2222.	Clayton County, Iowa
2115.	Parke County, Indiana	2168.	Ames city, Iowa *	2223.	Clinton city, Iowa
2116.	Patoka township, Indiana	2169.	Ankeny city, Iowa *	2224.	Clive city, Iowa
2117.	Perry County, Indiana	2170.	Bettendorf city, Iowa *	2225.	Coralville city, Iowa
2118.	Perry township, Indiana	2171.	Black Hawk County, Iowa *	2226.	Crawford County, Iowa
		2172.	Cedar Falls city, Iowa *	2227.	Delaware County, Iowa
		2173.	Cedar Rapids city, Iowa *	2228.	Dickinson County, Iowa

2229.	Fairfield city, Iowa	2284.	Butler County, Kansas *	2337.	Jackson County, Kansas
2230.	Fayette County, Iowa	2285.	Cowley County, Kansas *	2338.	Jefferson County, Kansas
2231.	Floyd County, Iowa	2286.	Crawford County, Kansas *	2339.	Junction City city, Kansas
2232.	Fort Dodge city, Iowa	2287.	Douglas County, Kansas *	2340.	Labette County, Kansas
2233.	Fort Madison city, Iowa	2288.	Finney County, Kansas *	2341.	Lansing city, Kansas
2234.	Franklin County, Iowa	2289.	Ford County, Kansas *	2342.	Liberal city, Kansas
2235.	Grimes city, Iowa	2290.	Geary County, Kansas *	2343.	Madison township, Kansas
2236.	Grundy County, Iowa	2291.	Harvey County, Kansas *	2344.	Marion County, Kansas
2237.	Guthrie County, Iowa	2292.	Hutchinson city, Kansas *	2345.	McPherson city, Kansas
2238.	Hamilton County, Iowa	2293.	Johnson County, Kansas *	2346.	McPherson County, Kansas
2239.	Hancock County, Iowa	2294.	Kansas City city, Kansas *	2347.	Merriam city, Kansas
2240.	Hardin County, Iowa	2295.	Lawrence city, Kansas *	2348.	Nemaha County, Kansas
2241.	Harrison County, Iowa	2296.	Leavenworth city, Kansas *	2349.	Neosho County, Kansas
2242.	Henry County, Iowa	2297.	Leavenworth County, Kansas *	2350.	Newton city, Kansas
2243.	Indianola city, Iowa			2351.	Osage County, Kansas
2244.	Iowa County, Iowa	2298.	Leawood city, Kansas *	2352.	Ottawa city, Kansas
2245.	Jackson County, Iowa	2299.	Lenexa city, Kansas *	2353.	Pittsburg city, Kansas
2246.	Jefferson County, Iowa	2300.	Lyon County, Kansas *	2354.	Pottawatomie County, Kansas
2247.	Johnston city, Iowa	2301.	Manhattan city, Kansas *	2355.	Prairie Village city, Kansas
2248.	Jones County, Iowa	2302.	Miami County, Kansas *	2356.	Riverside township, Kansas
2249.	Keokuk city, Iowa	2303.	Montgomery County, Kansas *	2357.	Rockford township, Kansas
2250.	Keokuk County, Iowa			2358.	Seward County, Kansas
2251.	Kossuth County, Iowa	2304.	Olathe city, Kansas *	2359.	Soldier township, Kansas
2252.	Le Mars city, Iowa	2305.	Overland Park city, Kansas *	2360.	Sumner County, Kansas
2253.	Louisa County, Iowa	2306.	Reno County, Kansas *	2361.	Winfield city, Kansas
2254.	Lyon County, Iowa	2307.	Riley County, Kansas *	2362.	Barren County, Kentucky *
2255.	Madison County, Iowa	2308.	Salina city, Kansas *	2363.	Boone County, Kentucky *
2256.	Mahaska County, Iowa	2309.	Saline County, Kansas *	2364.	Bowling Green city, Kentucky *
2257.	Marshalltown city, Iowa	2310.	Sedgwick County, Kansas *		
2258.	Mason City city, Iowa	2311.	Shawnee city, Kansas *	2365.	Boyd County, Kentucky *
2259.	Mills County, Iowa	2312.	Shawnee County, Kansas *	2366.	Boyle County, Kentucky *
2260.	Mitchell County, Iowa	2313.	Topeka city, Kansas *	2367.	Bullitt County, Kentucky *
2261.	Muscatine city, Iowa	2314.	Wichita city, Kansas *	2368.	Calloway County, Kentucky *
2262.	Newton city, Iowa	2315.	Allen County, Kansas	2369.	Campbell County, Kentucky *
2263.	North Liberty city, Iowa	2316.	Andover city, Kansas	2370.	Christian County, Kentucky *
2264.	Norwalk city, Iowa	2317.	Arkansas City city, Kansas	2371.	Clark County, Kentucky *
2265.	O'Brien County, Iowa	2318.	Atchison city, Kansas	2372.	Covington city, Kentucky *
2266.	Oskaloosa city, Iowa	2319.	Atchison County, Kansas	2373.	Daviess County, Kentucky *
2267.	Ottumwa city, Iowa	2320.	Barton County, Kansas	2374.	Elizabethtown city, Kentucky *
2268.	Page County, Iowa	2321.	Bourbon County, Kansas		
2269.	Pella city, Iowa	2322.	Bruno township, Kansas	2375.	Florence city, Kentucky *
2270.	Pleasant Hill city, Iowa	2323.	Cherokee County, Kansas	2376.	Floyd County, Kentucky *
2271.	Plymouth County, Iowa	2324.	Derby city, Kansas	2377.	Franklin County, Kentucky *
2272.	Poweshiek County, Iowa	2325.	Dickinson County, Kansas	2378.	Georgetown city, Kentucky *
2273.	Shelby County, Iowa	2326.	Dodge City city, Kansas	2379.	Graves County, Kentucky *
2274.	Spencer city, Iowa	2327.	El Dorado city, Kansas	2380.	Greenup County, Kentucky *
2275.	Storm Lake city, Iowa	2328.	Ellis County, Kansas	2381.	Hardin County, Kentucky *
2276.	Tama County, Iowa	2329.	Emporia city, Kansas	2382.	Henderson County, Kentucky *
2277.	Union County, Iowa	2330.	Fairmount township, Kansas		
2278.	Washington County, Iowa	2331.	Franklin County, Kansas	2383.	Hopkins County, Kentucky *
2279.	Waukee city, Iowa	2332.	Garden City city, Kansas	2384.	Hopkinsville city, Kentucky *
2280.	Waverly city, Iowa	2333.	Gardner city, Kansas	2385.	Jessamine County, Kentucky *
2281.	Winnebago County, Iowa	2334.	Great Bend city, Kansas	2386.	Kenton County, Kentucky *
2282.	Winneshiek County, Iowa	2335.	Hays city, Kansas	2387.	Knox County, Kentucky *
2283.	Wright County, Iowa	2336.	Haysville city, Kansas	2388.	Laurel County, Kentucky *

2389.	Lexington-Fayette urban county, Kentucky *	2438.	Harrison County, Kentucky	2491.	Washington County, Kentucky
2390.	Louisville/Jefferson County metro government, Kentucky *	2439.	Hart County, Kentucky	2492.	Wayne County, Kentucky
2391.	Madison County, Kentucky *	2440.	Henderson city, Kentucky	2493.	Webster County, Kentucky
2392.	Marshall County, Kentucky *	2441.	Henry County, Kentucky	2494.	Winchester city, Kentucky
2393.	McCracken County, Kentucky *	2442.	Independence city, Kentucky	2495.	Woodford County, Kentucky
2394.	Muhlenberg County, Kentucky *	2443.	Jackson County, Kentucky	2496.	Acadia Parish, Louisiana *
2395.	Nelson County, Kentucky *	2444.	Jeffersontown city, Kentucky	2497.	Alexandria city, Louisiana *
2396.	Nicholasville city, Kentucky *	2445.	Johnson County, Kentucky	2498.	Ascension Parish, Louisiana *
2397.	Oldham County, Kentucky *	2446.	Knott County, Kentucky	2499.	Avoyelles Parish, Louisiana *
2398.	Owensboro city, Kentucky *	2447.	Larue County, Kentucky	2500.	Baton Rouge city, Louisiana *
2399.	Pike County, Kentucky *	2448.	Lawrence County, Kentucky	2501.	Beauregard Parish, Louisiana *
2400.	Pulaski County, Kentucky *	2449.	Lawrenceburg city, Kentucky	2502.	Bossier City city, Louisiana *
2401.	Richmond city, Kentucky *	2450.	Letcher County, Kentucky	2503.	Bossier Parish, Louisiana *
2402.	Scott County, Kentucky *	2451.	Lewis County, Kentucky	2504.	Caddo Parish, Louisiana *
2403.	Shelby County, Kentucky *	2452.	Lincoln County, Kentucky	2505.	Calcasieu Parish, Louisiana *
2404.	Warren County, Kentucky *	2453.	Logan County, Kentucky	2506.	East Baton Rouge Parish, Louisiana *
2405.	Whitley County, Kentucky *	2454.	Lyndon city, Kentucky	2507.	Evangeline Parish, Louisiana *
2406.	Adair County, Kentucky	2455.	Madisonville city, Kentucky	2508.	Iberia Parish, Louisiana *
2407.	Allen County, Kentucky	2456.	Magoffin County, Kentucky	2509.	Iberville Parish, Louisiana *
2408.	Anderson County, Kentucky	2457.	Marion County, Kentucky	2510.	Jefferson Davis Parish, Louisiana *
2409.	Ashland city, Kentucky	2458.	Martin County, Kentucky	2511.	Jefferson Parish, Louisiana *
2410.	Bardstown city, Kentucky	2459.	Mason County, Kentucky	2512.	Kenner city, Louisiana *
2411.	Bath County, Kentucky	2460.	McCreary County, Kentucky	2513.	Lafayette city, Louisiana *
2412.	Bell County, Kentucky	2461.	Meade County, Kentucky	2514.	Lafayette Parish, Louisiana *
2413.	Berea city, Kentucky	2462.	Mercer County, Kentucky	2515.	Lafourche Parish, Louisiana *
2414.	Bourbon County, Kentucky	2463.	Metcalfe County, Kentucky	2516.	Lake Charles city, Louisiana *
2415.	Breathitt County, Kentucky	2464.	Monroe County, Kentucky	2517.	Lincoln Parish, Louisiana *
2416.	Breckinridge County, Kentucky	2465.	Montgomery County, Kentucky	2518.	Livingston Parish, Louisiana *
2417.	Butler County, Kentucky	2466.	Morgan County, Kentucky	2519.	Monroe city, Louisiana *
2418.	Caldwell County, Kentucky	2467.	Mount Washington city, Kentucky	2520.	Natchitoches Parish, Louisiana *
2419.	Campbellsville city, Kentucky	2468.	Murray city, Kentucky	2521.	New Orleans city / Orleans Parish, Louisiana *
2420.	Carroll County, Kentucky	2469.	Newport city, Kentucky	2522.	Ouachita Parish, Louisiana *
2421.	Carter County, Kentucky	2470.	Ohio County, Kentucky	2523.	Rapides Parish, Louisiana *
2422.	Casey County, Kentucky	2471.	Owen County, Kentucky	2524.	Shreveport city, Louisiana *
2423.	Clay County, Kentucky	2472.	Paducah city, Kentucky	2525.	St. Bernard Parish, Louisiana *
2424.	Clinton County, Kentucky	2473.	Pendleton County, Kentucky	2526.	St. Charles Parish, Louisiana *
2425.	Danville city, Kentucky	2474.	Perry County, Kentucky	2527.	St. John the Baptist Parish, Louisiana *
2426.	Edmonson County, Kentucky	2475.	Powell County, Kentucky	2528.	St. Landry Parish, Louisiana *
2427.	Erlanger city, Kentucky	2476.	Radcliff city, Kentucky	2529.	St. Martin Parish, Louisiana *
2428.	Estill County, Kentucky	2477.	Rockcastle County, Kentucky	2530.	St. Mary Parish, Louisiana *
2429.	Fleming County, Kentucky	2478.	Rowan County, Kentucky	2531.	St. Tammany Parish, Louisiana *
2430.	Fort Thomas city, Kentucky	2479.	Russell County, Kentucky	2532.	Tangipahoa Parish, Louisiana *
2431.	Frankfort city, Kentucky	2480.	Shelbyville city, Kentucky	2533.	Terrebonne Parish, Louisiana *
2432.	Garrard County, Kentucky	2481.	Shepherdsville city, Kentucky	2534.	Vermilion Parish, Louisiana *
2433.	Glasgow city, Kentucky	2482.	Shively city, Kentucky	2535.	Vernon Parish, Louisiana *
2434.	Grant County, Kentucky	2483.	Simpson County, Kentucky		
2435.	Grayson County, Kentucky	2484.	Somerset city, Kentucky		
2436.	Green County, Kentucky	2485.	Spencer County, Kentucky		
2437.	Harlan County, Kentucky	2486.	St. Matthews city, Kentucky		
		2487.	Taylor County, Kentucky		
		2488.	Todd County, Kentucky		
		2489.	Trigg County, Kentucky		
		2490.	Union County, Kentucky		

2536.	Washington Parish, Louisiana *	2586.	Youngsville city, Louisiana	2638.	Frederick city, Maryland *
2537.	Webster Parish, Louisiana *	2587.	Zachary city, Louisiana	2639.	Frederick County, Maryland *
2538.	Abbeville city, Louisiana	2588.	Androscoggin County, Maine *	2640.	Gaithersburg city, Maryland *
2539.	Allen Parish, Louisiana	2589.	Aroostook County, Maine *	2641.	Hagerstown city, Maryland *
2540.	Assumption Parish, Louisiana	2590.	Bangor city, Maine *	2642.	Harford County, Maryland *
2541.	Baker city, Louisiana	2591.	Cumberland County, Maine *	2643.	Howard County, Maryland *
2542.	Bastrop city, Louisiana	2592.	Franklin County, Maine *	2644.	Montgomery County, Maryland *
2543.	Bienville Parish, Louisiana	2593.	Hancock County, Maine *	2645.	Prince George's County, Maryland *
2544.	Bogalusa city, Louisiana	2594.	Kennebec County, Maine *	2646.	Queen Anne's County, Maryland *
2545.	Broussard city, Louisiana	2595.	Knox County, Maine *	2647.	Rockville city, Maryland *
2546.	Central city, Louisiana	2596.	Lewiston city, Maine *	2648.	Salisbury city, Maryland *
2547.	Claiborne Parish, Louisiana	2597.	Lincoln County, Maine *	2649.	St. Mary's County, Maryland *
2548.	Concordia Parish, Louisiana	2598.	Oxford County, Maine *	2650.	Talbot County, Maryland *
2549.	Covington city, Louisiana	2599.	Penobscot County, Maine *	2651.	Washington County, Maryland *
2550.	Crowley city, Louisiana	2600.	Portland city, Maine *	2652.	Wicomico County, Maryland *
2551.	De Soto Parish, Louisiana	2601.	Sagadahoc County, Maine *	2653.	Worcester County, Maryland *
2552.	DeRidder city, Louisiana	2602.	Somerset County, Maine *	2654.	Aberdeen city, Maryland
2553.	East Feliciana Parish, Louisiana	2603.	Waldo County, Maine *	2655.	Bel Air town, Maryland
2554.	Franklin Parish, Louisiana	2604.	Washington County, Maine *	2656.	Cambridge city, Maryland
2555.	Gonzales city, Louisiana	2605.	York County, Maine *	2657.	Cumberland city, Maryland
2556.	Grant Parish, Louisiana	2606.	Auburn city, Maine	2658.	Easton town, Maryland
2557.	Gretna city, Louisiana	2607.	Augusta city, Maine	2659.	Elkton town, Maryland
2558.	Hammond city, Louisiana	2608.	Biddeford city, Maine	2660.	Garrett County, Maryland
2559.	Jackson Parish, Louisiana	2609.	Brunswick town, Maine	2661.	Greenbelt city, Maryland
2560.	LaSalle Parish, Louisiana	2610.	Falmouth town, Maine	2662.	Havre de Grace city, Maryland
2561.	Madison Parish, Louisiana	2611.	Gorham town, Maine	2663.	Hyattsville city, Maryland
2562.	Mandeville city, Louisiana	2612.	Kennebunk town, Maine	2664.	Kent County, Maryland
2563.	Minden city, Louisiana	2613.	Orono town, Maine	2665.	Laurel city, Maryland
2564.	Morehouse Parish, Louisiana	2614.	Piscataquis County, Maine	2666.	New Carrollton city, Maryland
2565.	Morgan City city, Louisiana	2615.	Saco city, Maine	2667.	Somerset County, Maryland
2566.	Natchitoches city, Louisiana	2616.	Sanford city, Maine	2668.	Takoma Park city, Maryland
2567.	New Iberia city, Louisiana	2617.	Scarborough town, Maine	2669.	Westminster city, Maryland
2568.	Opelousas city, Louisiana	2618.	South Portland city, Maine	2670.	Amherst town, Massachusetts *
2569.	Pineville city, Louisiana	2619.	Standish town, Maine	2671.	Andover town, Massachusetts *
2570.	Plaquemines Parish, Louisiana	2620.	Waterville city, Maine	2672.	Arlington town, Massachusetts *
2571.	Pointe Coupee Parish, Louisiana	2621.	Wells town, Maine	2673.	Attleboro city, Massachusetts *
2572.	Richland Parish, Louisiana	2622.	Westbrook city, Maine	2674.	Barnstable County, Massachusetts *
2573.	Ruston city, Louisiana	2623.	Windham town, Maine	2675.	Barnstable Town city, Massachusetts *
2574.	Sabine Parish, Louisiana	2624.	York town, Maine	2676.	Beverly city, Massachusetts *
2575.	Slidell city, Louisiana	2625.	Allegany County, Maryland *	2677.	Billerica town, Massachusetts *
2576.	St. Helena Parish, Louisiana	2626.	Annapolis city, Maryland *	2678.	Boston city, Massachusetts *
2577.	St. James Parish, Louisiana	2627.	Anne Arundel County, Maryland *	2679.	Braintree Town city, Massachusetts *
2578.	Sulphur city, Louisiana	2628.	Baltimore city, Maryland *		
2579.	Thibodaux city, Louisiana	2629.	Baltimore County, Maryland *		
2580.	Union Parish, Louisiana	2630.	Bowie city, Maryland *		
2581.	West Baton Rouge Parish, Louisiana	2631.	Calvert County, Maryland *		
2582.	West Carroll Parish, Louisiana	2632.	Caroline County, Maryland *		
2583.	West Feliciana Parish, Louisiana	2633.	Carroll County, Maryland *		
2584.	West Monroe city, Louisiana	2634.	Cecil County, Maryland *		
2585.	Winn Parish, Louisiana	2635.	Charles County, Maryland *		
		2636.	College Park city, Maryland *		
		2637.	Dorchester County, Maryland *		

2680.	Bristol County, Massachusetts *	2712.	North Andover town, Massachusetts *	2749.	Charlton town, Massachusetts
2681.	Brockton city, Massachusetts *	2713.	Peabody city, Massachusetts *	2750.	Clinton town, Massachusetts
2682.	Brookline town, Massachusetts *	2714.	Pittsfield city, Massachusetts *	2751.	Concord town, Massachusetts
2683.	Cambridge city, Massachusetts *	2715.	Plymouth County, Massachusetts *	2752.	Danvers town, Massachusetts
2684.	Chelmsford town, Massachusetts *	2716.	Plymouth town, Massachusetts *	2753.	Dedham town, Massachusetts
2685.	Chelsea city, Massachusetts *	2717.	Quincy city, Massachusetts *	2754.	Dennis town, Massachusetts
2686.	Chicopee city, Massachusetts *	2718.	Randolph Town city, Massachusetts *	2755.	Dudley town, Massachusetts
2687.	Dartmouth town, Massachusetts *	2719.	Revere city, Massachusetts *	2756.	Dukes County, Massachusetts
2688.	Dracut town, Massachusetts *	2720.	Salem city, Massachusetts *	2757.	Duxbury town, Massachusetts
2689.	Everett city, Massachusetts *	2721.	Shrewsbury town, Massachusetts *	2758.	East Bridgewater town, Massachusetts
2690.	Fall River city, Massachusetts *	2722.	Somerville city, Massachusetts *	2759.	East Longmeadow town, Massachusetts
2691.	Falmouth town, Massachusetts *	2723.	Springfield city, Massachusetts *	2760.	Easthampton Town city, Massachusetts
2692.	Fitchburg city, Massachusetts *	2724.	Taunton city, Massachusetts *	2761.	Easton town, Massachusetts
2693.	Framingham city, Massachusetts *	2725.	Tewksbury town, Massachusetts *	2762.	Fairhaven town, Massachusetts
2694.	Franklin Town city, Massachusetts *	2726.	Waltham city, Massachusetts *	2763.	Foxborough town, Massachusetts
2695.	Gloucester city, Massachusetts *	2727.	Watertown Town city, Massachusetts *	2764.	Gardner city, Massachusetts
2696.	Haverhill city, Massachusetts *	2728.	Westfield city, Massachusetts *	2765.	Grafton town, Massachusetts
2697.	Holyoke city, Massachusetts *	2729.	Weymouth Town city, Massachusetts *	2766.	Greenfield Town city, Massachusetts
2698.	Lawrence city, Massachusetts *	2730.	Woburn city, Massachusetts *	2767.	Groton town, Massachusetts
2699.	Leominster city, Massachusetts *	2731.	Worcester city, Massachusetts *	2768.	Hanover town, Massachusetts
2700.	Lexington town, Massachusetts *	2732.	Abington town, Massachusetts	2769.	Hanson town, Massachusetts
2701.	Lowell city, Massachusetts *	2733.	Acton town, Massachusetts	2770.	Harwich town, Massachusetts
2702.	Lynn city, Massachusetts *	2734.	Acushnet town, Massachusetts	2771.	Hingham town, Massachusetts
2703.	Malden city, Massachusetts *	2735.	Agawam Town city, Massachusetts	2772.	Holbrook town, Massachusetts
2704.	Marlborough city, Massachusetts *	2736.	Amesbury Town city, Massachusetts	2773.	Holden town, Massachusetts
2705.	Medford city, Massachusetts *	2737.	Ashland town, Massachusetts	2774.	Holliston town, Massachusetts
2706.	Methuen Town city, Massachusetts *	2738.	Athol town, Massachusetts	2775.	Hopkinton town, Massachusetts
2707.	Natick town, Massachusetts *	2739.	Auburn town, Massachusetts	2776.	Hudson town, Massachusetts
2708.	Needham town, Massachusetts *	2740.	Bedford town, Massachusetts	2777.	Hull town, Massachusetts
2709.	New Bedford city, Massachusetts *	2741.	Belchertown town, Massachusetts	2778.	Ipswich town, Massachusetts
2710.	Newton city, Massachusetts *	2742.	Bellingham town, Massachusetts	2779.	Kingston town, Massachusetts
2711.	Norfolk County, Massachusetts *	2743.	Belmont town, Massachusetts	2780.	Lakeville town, Massachusetts
		2744.	Bourne town, Massachusetts	2781.	Leicester town, Massachusetts
		2745.	Bridgewater Town city, Massachusetts	2782.	Littleton town, Massachusetts
		2746.	Burlington town, Massachusetts	2783.	Longmeadow town, Massachusetts
		2747.	Canton town, Massachusetts	2784.	Ludlow town, Massachusetts
		2748.	Carver town, Massachusetts	2785.	Lunenburg town, Massachusetts
				2786.	Lynnfield town, Massachusetts
				2787.	Mansfield town, Massachusetts
				2788.	Marblehead town, Massachusetts
				2789.	Marshfield town, Massachusetts
				2790.	Mashpee town, Massachusetts
				2791.	Maynard town, Massachusetts

2792.	Medfield town, Massachusetts	2831.	Stoughton town, Massachusetts	2869.	Canton charter township, Michigan *
2793.	Medway town, Massachusetts	2832.	Sudbury town, Massachusetts	2870.	Cass County, Michigan *
2794.	Melrose city, Massachusetts	2833.	Swampscott town, Massachusetts	2871.	Chesterfield township, Michigan *
2795.	Middleborough town, Massachusetts	2834.	Swansea town, Massachusetts	2872.	Chippewa County, Michigan *
2796.	Middleton town, Massachusetts	2835.	Tyngsborough town, Massachusetts	2873.	Clare County, Michigan *
2797.	Milford town, Massachusetts	2836.	Uxbridge town, Massachusetts	2874.	Clinton charter township, Michigan *
2798.	Millbury town, Massachusetts	2837.	Wakefield town, Massachusetts	2875.	Clinton County, Michigan *
2799.	Milton town, Massachusetts	2838.	Walpole town, Massachusetts	2876.	Commerce charter township, Michigan *
2800.	Nantucket town, Massachusetts	2839.	Wareham town, Massachusetts	2877.	Dearborn city, Michigan *
2801.	Newburyport city, Massachusetts	2840.	Wayland town, Massachusetts	2878.	Dearborn Heights city, Michigan *
2802.	Norfolk town, Massachusetts	2841.	Webster town, Massachusetts	2879.	Delta charter township, Michigan *
2803.	North Adams city, Massachusetts	2842.	Wellesley town, Massachusetts	2880.	Delta County, Michigan *
2804.	North Attleborough town, Massachusetts	2843.	West Springfield Town city, Massachusetts	2881.	Detroit city, Michigan *
2805.	North Reading town, Massachusetts	2844.	Westborough town, Massachusetts	2882.	East Lansing city, Michigan *
2806.	Northampton city, Massachusetts	2845.	Westford town, Massachusetts	2883.	Eastpointe city, Michigan *
2807.	Northborough town, Massachusetts	2846.	Weston town, Massachusetts	2884.	Eaton County, Michigan *
2808.	Northbridge town, Massachusetts	2847.	Westport town, Massachusetts	2885.	Emmet County, Michigan *
2809.	Norton town, Massachusetts	2848.	Westwood town, Massachusetts	2886.	Farmington Hills city, Michigan *
2810.	Norwell town, Massachusetts	2849.	Whitman town, Massachusetts	2887.	Flint charter township, Michigan *
2811.	Norwood town, Massachusetts	2850.	Wilbraham town, Massachusetts	2888.	Flint city, Michigan *
2812.	Oxford town, Massachusetts	2851.	Wilmington town, Massachusetts	2889.	Genesee County, Michigan *
2813.	Palmer Town city, Massachusetts	2852.	Winchendon town, Massachusetts	2890.	Georgetown charter township, Michigan *
2814.	Pembroke town, Massachusetts	2853.	Winchester town, Massachusetts	2891.	Grand Blanc charter township, Michigan *
2815.	Pepperell town, Massachusetts	2854.	Winthrop Town city, Massachusetts	2892.	Grand Rapids city, Michigan *
2816.	Raynham town, Massachusetts	2855.	Wrentham town, Massachusetts	2893.	Grand Traverse County, Michigan *
2817.	Reading town, Massachusetts	2856.	Yarmouth town, Massachusetts	2894.	Gratiot County, Michigan *
2818.	Rehoboth town, Massachusetts	2857.	Allegan County, Michigan *	2895.	Hillsdale County, Michigan *
2819.	Rockland town, Massachusetts	2858.	Ann Arbor city, Michigan *	2896.	Holland charter township, Michigan *
2820.	Sandwich town, Massachusetts	2859.	Barry County, Michigan *	2897.	Holland city, Michigan *
2821.	Saugus town, Massachusetts	2860.	Battle Creek city, Michigan *	2898.	Houghton County, Michigan *
2822.	Scituate town, Massachusetts	2861.	Bay City city, Michigan *	2899.	Huron County, Michigan *
2823.	Seekonk town, Massachusetts	2862.	Bay County, Michigan *	2900.	Independence charter township, Michigan *
2824.	Sharon town, Massachusetts	2863.	Bedford township, Michigan *	2901.	Ingham County, Michigan *
2825.	Somerset town, Massachusetts	2864.	Berrien County, Michigan *	2902.	Ionia County, Michigan *
2826.	South Hadley town, Massachusetts	2865.	Bloomfield charter township, Michigan *	2903.	Isabella County, Michigan *
2827.	Southborough town, Massachusetts	2866.	Branch County, Michigan *	2904.	Jackson city, Michigan *
2828.	Southbridge Town city, Massachusetts	2867.	Brownstown charter township, Michigan *	2905.	Jackson County, Michigan *
2829.	Spencer town, Massachusetts	2868.	Calhoun County, Michigan *	2906.	Kalamazoo city, Michigan *
2830.	Stoneham town, Massachusetts			2907.	Kalamazoo County, Michigan *
				2908.	Kent County, Michigan *
				2909.	Kentwood city, Michigan *

2910.	Lansing city, Michigan *	2951.	Taylor city, Michigan *	2993.	Cascade charter township, Michigan
2911.	Lapeer County, Michigan *	2952.	Troy city, Michigan *	2994.	Charlevoix County, Michigan
2912.	Lenawee County, Michigan *	2953.	Tuscola County, Michigan *	2995.	Cheboygan County, Michigan
2913.	Lincoln Park city, Michigan *	2954.	Van Buren County, Michigan *	2996.	Clawson city, Michigan
2914.	Livingston County, Michigan *	2955.	Warren city, Michigan *	2997.	Coldwater city, Michigan
2915.	Livonia city, Michigan *	2956.	Washtenaw County, Michigan *	2998.	Comstock charter township, Michigan
2916.	Macomb County, Michigan *	2957.	Waterford charter township, Michigan *	2999.	Cooper charter township, Michigan
2917.	Macomb township, Michigan *	2958.	Wayne County, Michigan *	3000.	Crawford County, Michigan
2918.	Marquette County, Michigan *	2959.	West Bloomfield charter township, Michigan *	3001.	Davison township, Michigan
2919.	Mecosta County, Michigan *	2960.	Westland city, Michigan *	3002.	Delhi charter township, Michigan
2920.	Meridian charter township, Michigan *	2961.	Wexford County, Michigan *	3003.	DeWitt charter township, Michigan
2921.	Midland city, Michigan *	2962.	White Lake charter township, Michigan *	3004.	Dickinson County, Michigan
2922.	Midland County, Michigan *	2963.	Wyoming city, Michigan *	3005.	East Bay township, Michigan
2923.	Monroe County, Michigan *	2964.	Ypsilanti charter township, Michigan *	3006.	East Grand Rapids city, Michigan
2924.	Montcalm County, Michigan *	2965.	Ada township, Michigan	3007.	Egelston township, Michigan
2925.	Muskegon city, Michigan *	2966.	Adrian city, Michigan	3008.	Emmett charter township, Michigan
2926.	Muskegon County, Michigan *	2967.	Alcona County, Michigan	3009.	Escanaba city, Michigan
2927.	Newaygo County, Michigan *	2968.	Algoma township, Michigan	3010.	Farmington city, Michigan
2928.	Novi city, Michigan *	2969.	Allen Park city, Michigan	3011.	Fenton charter township, Michigan
2929.	Oakland County, Michigan *	2970.	Allendale charter township, Michigan	3012.	Fenton city, Michigan
2930.	Orion charter township, Michigan *	2971.	Alpena County, Michigan	3013.	Ferndale city, Michigan
2931.	Ottawa County, Michigan *	2972.	Alpine township, Michigan	3014.	Flat Rock city, Michigan
2932.	Pittsfield charter township, Michigan *	2973.	Antrim County, Michigan	3015.	Flushing charter township, Michigan
2933.	Plainfield charter township, Michigan *	2974.	Antwerp township, Michigan	3016.	Fort Gratiot charter township, Michigan
2934.	Pontiac city, Michigan *	2975.	Arenac County, Michigan	3017.	Fraser city, Michigan
2935.	Portage city, Michigan *	2976.	Auburn Hills city, Michigan	3018.	Frenchtown township, Michigan
2936.	Redford charter township, Michigan *	2977.	Bangor charter township, Michigan	3019.	Fruitport charter township, Michigan
2937.	Rochester Hills city, Michigan *	2978.	Bath charter township, Michigan	3020.	Gaines charter township, Michigan
2938.	Roseville city, Michigan *	2979.	Benton charter township, Michigan	3021.	Garden City city, Michigan
2939.	Royal Oak city, Michigan *	2980.	Benzie County, Michigan	3022.	Garfield charter township, Michigan
2940.	Saginaw charter township, Michigan *	2981.	Berkley city, Michigan	3023.	Genesee charter township, Michigan
2941.	Saginaw city, Michigan *	2982.	Beverly Hills village, Michigan	3024.	Genoa township, Michigan
2942.	Saginaw County, Michigan *	2983.	Big Rapids city, Michigan	3025.	Gladwin County, Michigan
2943.	Sanilac County, Michigan *	2984.	Birmingham city, Michigan	3026.	Gogebic County, Michigan
2944.	Shelby charter township, Michigan *	2985.	Blackman charter township, Michigan	3027.	Grand Haven charter township, Michigan
2945.	Shiawassee County, Michigan *	2986.	Brandon charter township, Michigan	3028.	Grand Haven city, Michigan
2946.	Southfield city, Michigan *	2987.	Brighton township, Michigan	3029.	Grand Rapids charter township, Michigan
2947.	St. Clair County, Michigan *	2988.	Burton city, Michigan	3030.	Grandville city, Michigan
2948.	St. Clair Shores city, Michigan *	2989.	Byron township, Michigan		
2949.	St. Joseph County, Michigan *	2990.	Cadillac city, Michigan		
2950.	Sterling Heights city, Michigan *	2991.	Caledonia township, Michigan		
		2992.	Cannon township, Michigan		



3031. Green Oak township, Michigan	3071. Mount Morris township, Michigan	3112. Traverse City city, Michigan
3032. Grosse Ile township, Michigan	3072. Mount Pleasant city, Michigan	3113. Trenton city, Michigan
3033. Grosse Pointe Park city, Michigan	3073. Mundy township, Michigan	3114. Tyrone township, Michigan
3034. Grosse Pointe Woods city, Michigan	3074. Muskegon charter township, Michigan	3115. Union charter township, Michigan
3035. Hamburg township, Michigan	3075. Muskegon Heights city, Michigan	3116. Van Buren charter township, Michigan
3036. Hamtramck city, Michigan	3076. New Baltimore city, Michigan	3117. Vienna charter township, Michigan
3037. Harper Woods city, Michigan	3077. Niles city, Michigan	3118. Walker city, Michigan
3038. Harrison charter township, Michigan	3078. Niles township, Michigan	3119. Washington township, Michigan
3039. Hartland township, Michigan	3079. Northville township, Michigan	3120. Wayne city, Michigan
3040. Hazel Park city, Michigan	3080. Norton Shores city, Michigan	3121. Wixom city, Michigan
3041. Highland charter township, Michigan	3081. Oak Park city, Michigan	3122. Woodhaven city, Michigan
3042. Highland Park city, Michigan	3082. Oakland charter township, Michigan	3123. Wyandotte city, Michigan
3043. Holly township, Michigan	3083. Oceana County, Michigan	3124. Ypsilanti city, Michigan
3044. Huron charter township, Michigan	3084. Oceola township, Michigan	3125. Zeeland charter township, Michigan
3045. Inkster city, Michigan	3085. Ogemaw County, Michigan	3126. Andover city, Minnesota *
3046. Ionia city, Michigan	3086. Osceola County, Michigan	3127. Anoka County, Minnesota *
3047. Iosco County, Michigan	3087. Oshtemo charter township, Michigan	3128. Apple Valley city, Minnesota *
3048. Iron County, Michigan	3088. Otsego County, Michigan	3129. Becker County, Minnesota *
3049. Kalamazoo charter township, Michigan	3089. Owosso city, Michigan	3130. Beltrami County, Minnesota *
3050. Kalkaska County, Michigan	3090. Oxford charter township, Michigan	3131. Benton County, Minnesota *
3051. Lake County, Michigan	3091. Park township, Michigan	3132. Blaine city, Minnesota *
3052. Leelanau County, Michigan	3092. Plymouth charter township, Michigan	3133. Bloomington city, Minnesota *
3053. Lenox township, Michigan	3093. Port Huron charter township, Michigan	3134. Blue Earth County, Minnesota *
3054. Leoni township, Michigan	3094. Port Huron city, Michigan	3135. Brooklyn Center city, Minnesota *
3055. Lincoln charter township, Michigan	3095. Presque Isle County, Michigan	3136. Brooklyn Park city, Minnesota *
3056. Lyon charter township, Michigan	3096. Riverview city, Michigan	3137. Burnsville city, Minnesota *
3057. Mackinac County, Michigan	3097. Rochester city, Michigan	3138. Carlton County, Minnesota *
3058. Madison Heights city, Michigan	3098. Romulus city, Michigan	3139. Carver County, Minnesota *
3059. Manistee County, Michigan	3099. Roscommon County, Michigan	3140. Chisago County, Minnesota *
3060. Marion township, Michigan	3100. Sault Ste. Marie city, Michigan	3141. Clay County, Minnesota *
3061. Marquette city, Michigan	3101. Scio township, Michigan	3142. Coon Rapids city, Minnesota *
3062. Mason County, Michigan	3102. South Lyon city, Michigan	3143. Cottage Grove city, Minnesota *
3063. Melvindale city, Michigan	3103. Southfield township, Michigan	3144. Crow Wing County, Minnesota *
3064. Menominee County, Michigan	3104. Southgate city, Michigan	3145. Dakota County, Minnesota *
3065. Milford charter township, Michigan	3105. Spring Lake township, Michigan	3146. Douglas County, Minnesota *
3066. Missaukee County, Michigan	3106. Springfield charter township, Michigan	3147. Duluth city, Minnesota *
3067. Monitor charter township, Michigan	3107. Sturgis city, Michigan	3148. Eagan city, Minnesota *
3068. Monroe charter township, Michigan	3108. Summit township, Michigan	3149. Eden Prairie city, Minnesota *
3069. Monroe city, Michigan	3109. Superior charter township, Michigan	3150. Edina city, Minnesota *
3070. Mount Clemens city, Michigan	3110. Texas charter township, Michigan	3151. Freeborn County, Minnesota *
	3111. Thomas township, Michigan	3152. Goodhue County, Minnesota *
		3153. Hennepin County, Minnesota *

3154. Inver Grove Heights city, Minnesota *	3202. Buffalo city, Minnesota	3252. North Mankato city, Minnesota
3155. Isanti County, Minnesota *	3203. Cass County, Minnesota	3253. North St. Paul city, Minnesota
3156. Itasca County, Minnesota *	3204. Champlin city, Minnesota	3254. Northfield city, Minnesota
3157. Kandiyohi County, Minnesota *	3205. Chanhassen city, Minnesota	3255. Oakdale city, Minnesota
3158. Lakeville city, Minnesota *	3206. Chaska city, Minnesota	3256. Otsego city, Minnesota
3159. Mankato city, Minnesota *	3207. Chippewa County, Minnesota	3257. Owatonna city, Minnesota
3160. Maple Grove city, Minnesota *	3208. Cloquet city, Minnesota	3258. Pennington County, Minnesota
3161. Maplewood city, Minnesota *	3209. Columbia Heights city, Minnesota	3259. Pine County, Minnesota
3162. McLeod County, Minnesota *	3210. Cottonwood County, Minnesota	3260. Pope County, Minnesota
3163. Minneapolis city, Minnesota *	3211. Crystal city, Minnesota	3261. Prior Lake city, Minnesota
3164. Minnetonka city, Minnesota *	3212. Dodge County, Minnesota	3262. Ramsey city, Minnesota
3165. Moorhead city, Minnesota *	3213. East Bethel city, Minnesota	3263. Red Wing city, Minnesota
3166. Morrison County, Minnesota *	3214. Elk River city, Minnesota	3264. Redwood County, Minnesota
3167. Mower County, Minnesota *	3215. Fairmont city, Minnesota	3265. Renville County, Minnesota
3168. Nicollet County, Minnesota *	3216. Faribault city, Minnesota	3266. Robbinsdale city, Minnesota
3169. Olmsted County, Minnesota *	3217. Faribault County, Minnesota	3267. Rogers city, Minnesota
3170. Otter Tail County, Minnesota *	3218. Farmington city, Minnesota	3268. Roseau County, Minnesota
3171. Plymouth city, Minnesota *	3219. Fergus Falls city, Minnesota	3269. Rosemount city, Minnesota
3172. Polk County, Minnesota *	3220. Fillmore County, Minnesota	3270. Sartell city, Minnesota
3173. Ramsey County, Minnesota *	3221. Forest Lake city, Minnesota	3271. Sauk Rapids city, Minnesota
3174. Rice County, Minnesota *	3222. Fridley city, Minnesota	3272. Shoreview city, Minnesota
3175. Richfield city, Minnesota *	3223. Golden Valley city, Minnesota	3273. Sibley County, Minnesota
3176. Rochester city, Minnesota *	3224. Grand Rapids city, Minnesota	3274. South St. Paul city, Minnesota
3177. Roseville city, Minnesota *	3225. Ham Lake city, Minnesota	3275. St. Michael city, Minnesota
3178. Savage city, Minnesota *	3226. Hastings city, Minnesota	3276. St. Peter city, Minnesota
3179. Scott County, Minnesota *	3227. Hibbing city, Minnesota	3277. Stillwater city, Minnesota
3180. Shakopee city, Minnesota *	3228. Hopkins city, Minnesota	3278. Todd County, Minnesota
3181. Sherburne County, Minnesota *	3229. Houston County, Minnesota	3279. Vadnais Heights city, Minnesota
3182. St. Cloud city, Minnesota *	3230. Hubbard County, Minnesota	3280. Victoria city, Minnesota
3183. St. Louis County, Minnesota *	3231. Hugo city, Minnesota	3281. Wabasha County, Minnesota
3184. St. Louis Park city, Minnesota *	3232. Hutchinson city, Minnesota	3282. Waconia city, Minnesota
3185. St. Paul city, Minnesota *	3233. Kanabec County, Minnesota	3283. Wadena County, Minnesota
3186. Stearns County, Minnesota *	3234. Koochiching County, Minnesota	3284. Waseca County, Minnesota
3187. Steele County, Minnesota *	3235. Lake County, Minnesota	3285. Watonwan County, Minnesota
3188. Washington County, Minnesota *	3236. Le Sueur County, Minnesota	3286. West St. Paul city, Minnesota
3189. Winona County, Minnesota *	3237. Lino Lakes city, Minnesota	3287. White Bear Lake city, Minnesota
3190. Woodbury city, Minnesota *	3238. Little Canada city, Minnesota	3288. White Bear township, Minnesota
3191. Wright County, Minnesota *	3239. Lyon County, Minnesota	3289. Willmar city, Minnesota
3192. Aitkin County, Minnesota	3240. Marshall city, Minnesota	3290. Winona city, Minnesota
3193. Albert Lea city, Minnesota	3241. Martin County, Minnesota	3291. Worthington city, Minnesota
3194. Alexandria city, Minnesota	3242. Meeker County, Minnesota	3292. Adams County, Mississippi *
3195. Anoka city, Minnesota	3243. Mendota Heights city, Minnesota	3293. Alcorn County, Mississippi *
3196. Arden Hills city, Minnesota	3244. Mille Lacs County, Minnesota	3294. Biloxi city, Mississippi *
3197. Austin city, Minnesota	3245. Monticello city, Minnesota	3295. Bolivar County, Mississippi *
3198. Bemidji city, Minnesota	3246. Mounds View city, Minnesota	3296. DeSoto County, Mississippi *
3199. Big Lake city, Minnesota	3247. New Brighton city, Minnesota	3297. Forrest County, Mississippi *
3200. Brainerd city, Minnesota	3248. New Hope city, Minnesota	3298. Gulfport city, Mississippi *
3201. Brown County, Minnesota	3249. New Ulm city, Minnesota	3299. Hancock County, Mississippi *
	3250. Nobles County, Minnesota	3300. Harrison County, Mississippi *
	3251. North Branch city, Minnesota	

3301.	Hattiesburg city, Mississippi *	3345.	Covington County, Mississippi	3395.	Wayne County, Mississippi
3302.	Hinds County, Mississippi *	3346.	D'Iberville city, Mississippi	3396.	West Point city, Mississippi
3303.	Jackson city, Mississippi *	3347.	Gautier city, Mississippi	3397.	Winston County, Mississippi
3304.	Jackson County, Mississippi *	3348.	George County, Mississippi	3398.	Yalobusha County, Mississippi
3305.	Jones County, Mississippi *	3349.	Greene County, Mississippi	3399.	Yazoo City city, Mississippi
3306.	Lafayette County, Mississippi *	3350.	Greenville city, Mississippi	3400.	Yazoo County, Mississippi
3307.	Lamar County, Mississippi *	3351.	Greenwood city, Mississippi	3401.	Ballwin city, Missouri *
3308.	Lauderdale County, Mississippi *	3352.	Grenada city, Mississippi	3402.	Barry County, Missouri *
3309.	Lee County, Mississippi *	3353.	Grenada County, Mississippi	3403.	Blue Springs city, Missouri *
3310.	Lincoln County, Mississippi *	3354.	Hernando city, Mississippi	3404.	Boone County, Missouri *
3311.	Lowndes County, Mississippi *	3355.	Holmes County, Mississippi	3405.	Buchanan County, Missouri *
3312.	Madison County, Mississippi *	3356.	Horn Lake city, Mississippi	3406.	Butler County, Missouri *
3313.	Marshall County, Mississippi *	3357.	Itawamba County, Mississippi	3407.	Callaway County, Missouri *
3314.	Meridian city, Mississippi *	3358.	Jasper County, Mississippi	3408.	Camden County, Missouri *
3315.	Monroe County, Mississippi *	3359.	Jefferson Davis County, Mississippi	3409.	Cape Girardeau city, Missouri *
3316.	Oktibbeha County, Mississippi *	3360.	Laurel city, Mississippi	3410.	Cape Girardeau County, Missouri *
3317.	Olive Branch city, Mississippi *	3361.	Lawrence County, Mississippi	3411.	Cass County, Missouri *
3318.	Panola County, Mississippi *	3362.	Leake County, Mississippi	3412.	Chesterfield city, Missouri *
3319.	Pearl River County, Mississippi *	3363.	Leflore County, Mississippi	3413.	Christian County, Missouri *
3320.	Pike County, Mississippi *	3364.	Long Beach city, Mississippi	3414.	Clay County, Missouri *
3321.	Pontotoc County, Mississippi *	3365.	Madison city, Mississippi	3415.	Cole County, Missouri *
3322.	Rankin County, Mississippi *	3366.	Marion County, Mississippi	3416.	Columbia city, Missouri *
3323.	Southaven city, Mississippi *	3367.	McComb city, Mississippi	3417.	Florissant city, Missouri *
3324.	Tupelo city, Mississippi *	3368.	Moss Point city, Mississippi	3418.	Franklin County, Missouri *
3325.	Warren County, Mississippi *	3369.	Natchez city, Mississippi	3419.	Greene County, Missouri *
3326.	Washington County, Mississippi *	3370.	Neshoba County, Mississippi	3420.	Howell County, Missouri *
3327.	Amite County, Mississippi	3371.	Newton County, Mississippi	3421.	Independence city, Missouri *
3328.	Attala County, Mississippi	3372.	Noxubee County, Mississippi	3422.	Jackson County, Missouri *
3329.	Bay St. Louis city, Mississippi	3373.	Ocean Springs city, Mississippi	3423.	Jasper County, Missouri *
3330.	Brandon city, Mississippi	3374.	Oxford city, Mississippi	3424.	Jefferson City city, Missouri *
3331.	Brookhaven city, Mississippi	3375.	Pascagoula city, Mississippi	3425.	Jefferson County, Missouri *
3332.	Byram city, Mississippi	3376.	Pearl city, Mississippi	3426.	Johnson County, Missouri *
3333.	Calhoun County, Mississippi	3377.	Perry County, Mississippi	3427.	Joplin city, Missouri *
3334.	Canton city, Mississippi	3378.	Petal city, Mississippi	3428.	Kansas City city, Missouri *
3335.	Chickasaw County, Mississippi	3379.	Picayune city, Mississippi	3429.	Laclede County, Missouri *
3336.	Clarke County, Mississippi	3380.	Prentiss County, Mississippi	3430.	Lafayette County, Missouri *
3337.	Clarksdale city, Mississippi	3381.	Ridgeland city, Mississippi	3431.	Lawrence County, Missouri *
3338.	Clay County, Mississippi	3382.	Scott County, Mississippi	3432.	Lee's Summit city, Missouri *
3339.	Cleveland city, Mississippi	3383.	Simpson County, Mississippi	3433.	Liberty city, Missouri *
3340.	Clinton city, Mississippi	3384.	Smith County, Mississippi	3434.	Lincoln County, Missouri *
3341.	Coahoma County, Mississippi	3385.	Starkville city, Mississippi	3435.	Newton County, Missouri *
3342.	Columbus city, Mississippi	3386.	Stone County, Mississippi	3436.	O'Fallon city, Missouri *
3343.	Copiah County, Mississippi	3387.	Sunflower County, Mississippi	3437.	Pettis County, Missouri *
3344.	Corinth city, Mississippi	3388.	Tallahatchie County, Mississippi	3438.	Phelps County, Missouri *
		3389.	Tate County, Mississippi	3439.	Platte County, Missouri *
		3390.	Tippah County, Mississippi	3440.	Polk County, Missouri *
		3391.	Tishomingo County, Mississippi	3441.	Pulaski County, Missouri *
		3392.	Union County, Mississippi	3442.	Scott County, Missouri *
		3393.	Vicksburg city, Mississippi	3443.	Springfield city, Missouri *
		3394.	Walthall County, Mississippi	3444.	St. Charles city, Missouri *
				3445.	St. Charles County, Missouri *

3446. St. Francois County, Missouri *	3496. Harrisonville city, Missouri	3549. Saline County, Missouri
3447. St. Joseph city, Missouri *	3497. Hazelwood city, Missouri	3550. Sedalia city, Missouri
3448. St. Louis city, Missouri *	3498. Henry County, Missouri	3551. Sikeston city, Missouri
3449. St. Louis County, Missouri *	3499. Howard County, Missouri	3552. Smithville city, Missouri
3450. St. Peters city, Missouri *	3500. Independence township, Missouri	3553. St. Ann city, Missouri
3451. Stone County, Missouri *	3501. Iron County, Missouri	3554. Ste. Genevieve County, Missouri
3452. Taney County, Missouri *	3502. Jackson city, Missouri	3555. Stoddard County, Missouri
3453. University City city, Missouri *	3503. Jennings city, Missouri	3556. Texas County, Missouri
3454. Warren County, Missouri *	3504. Kearney city, Missouri	3557. Town and Country city, Missouri
3455. Webster County, Missouri *	3505. Kennett city, Missouri	3558. Troy city, Missouri
3456. Wentzville city, Missouri *	3506. Kirksville city, Missouri	3559. Union city, Missouri
3457. Wildwood city, Missouri *	3507. Kirkwood city, Missouri	3560. Vernon County, Missouri
3458. Adair County, Missouri	3508. Lake St. Louis city, Missouri	3561. Warrensburg city, Missouri
3459. Andrew County, Missouri	3509. Lebanon city, Missouri	3562. Washington city, Missouri
3460. Arnold city, Missouri	3510. Liberty township, Missouri	3563. Washington County, Missouri
3461. Audrain County, Missouri	3511. Linn County, Missouri	3564. Wayne County, Missouri
3462. Barton County, Missouri	3512. Livingston County, Missouri	3565. Webb City city, Missouri
3463. Bates County, Missouri	3513. Macon County, Missouri	3566. Webster Groves city, Missouri
3464. Bellefontaine Neighbors city, Missouri	3514. Madison County, Missouri	3567. West Plains city, Missouri
3465. Belton city, Missouri	3515. Manchester city, Missouri	3568. Wright County, Missouri
3466. Benton County, Missouri	3516. Marion County, Missouri	3569. Billings city, Montana *
3467. Bolivar city, Missouri	3517. Marshall city, Missouri	3570. Bozeman city, Montana *
3468. Bollinger County, Missouri	3518. Maryland Heights city, Missouri	3571. Butte-Silver Bow, Montana *
3469. Branson city, Missouri	3519. Maryville city, Missouri	3572. Cascade County, Montana *
3470. Bridgeton city, Missouri	3520. McDonald County, Missouri	3573. Flathead County, Montana *
3471. Carthage city, Missouri	3521. Mexico city, Missouri	3574. Gallatin County, Montana *
3472. Cedar County, Missouri	3522. Miller County, Missouri	3575. Great Falls city, Montana *
3473. Clayton city, Missouri	3523. Mississippi County, Missouri	3576. Helena city, Montana *
3474. Clinton County, Missouri	3524. Moberly city, Missouri	3577. Lake County, Montana *
3475. Cooper County, Missouri	3525. Moniteau County, Missouri	3578. Lewis and Clark County, Montana *
3476. Crawford County, Missouri	3526. Montgomery County, Missouri	3579. Missoula city, Montana *
3477. Crestwood city, Missouri	3527. Morgan County, Missouri	3580. Missoula County, Montana *
3478. Creve Coeur city, Missouri	3528. Neosho city, Missouri	3581. Ravalli County, Montana *
3479. Dallas County, Missouri	3529. New Madrid County, Missouri	3582. Yellowstone County, Montana *
3480. Dardenne Prairie city, Missouri	3530. Nixa city, Missouri	
3481. DeKalb County, Missouri	3531. Nodaway County, Missouri	3583. Big Horn County, Montana
3482. Dent County, Missouri	3532. Oregon County, Missouri	3584. Carbon County, Montana
3483. Douglas County, Missouri	3533. Osage County, Missouri	3585. Custer County, Montana
3484. Dunklin County, Missouri	3534. Overland city, Missouri	3586. Fergus County, Montana
3485. Eureka city, Missouri	3535. Ozark city, Missouri	3587. Glacier County, Montana
3486. Excelsior Springs city, Missouri	3536. Pemiscot County, Missouri	3588. Hill County, Montana
3487. Farmington city, Missouri	3537. Perry County, Missouri	3589. Jefferson County, Montana
3488. Ferguson city, Missouri	3538. Pike County, Missouri	3590. Kalispell city, Montana
3489. Festus city, Missouri	3539. Polk township, Missouri	3591. Lincoln County, Montana
3490. Fulton city, Missouri	3540. Poplar Bluff city, Missouri	3592. Park County, Montana
3491. Gasconade County, Missouri	3541. Ralls County, Missouri	3593. Richland County, Montana
3492. Gladstone city, Missouri	3542. Randolph County, Missouri	3594. Roosevelt County, Montana
3493. Grain Valley city, Missouri	3543. Ray County, Missouri	3595. Sanders County, Montana
3494. Grandview city, Missouri	3544. Raymore city, Missouri	3596. Adams County, Nebraska *
3495. Hannibal city, Missouri	3545. Raytown city, Missouri	3597. Bellevue city, Nebraska *
	3546. Republic city, Missouri	3598. Buffalo County, Nebraska *
	3547. Ripley County, Missouri	3599. Dodge County, Nebraska *
	3548. Rolla city, Missouri	

3600.	Douglas County, Nebraska *	3652.	Elko city, Nevada	3684.	Keene city, New Hampshire
3601.	Grand Island city, Nebraska *	3653.	Fernley city, Nevada	3685.	Laconia city, New Hampshire
3602.	Hall County, Nebraska *	3654.	Humboldt County, Nevada	3686.	Lebanon city, New Hampshire
3603.	Kearney city, Nebraska *	3655.	Mesquite city, Nevada	3687.	Londonderry town, New Hampshire
3604.	Lancaster County, Nebraska *	3656.	Belknap County, New Hampshire *	3688.	Merrimack town, New Hampshire
3605.	Lincoln city, Nebraska *	3657.	Carroll County, New Hampshire *	3689.	Milford town, New Hampshire
3606.	Lincoln County, Nebraska *	3658.	Cheshire County, New Hampshire *	3690.	Pelham town, New Hampshire
3607.	Madison County, Nebraska *	3659.	Concord city, New Hampshire *	3691.	Portsmouth city, New Hampshire
3608.	Omaha city, Nebraska *	3660.	Coos County, New Hampshire *	3692.	Raymond town, New Hampshire
3609.	Platte County, Nebraska *	3661.	Derry town, New Hampshire *	3693.	Salem town, New Hampshire
3610.	Sarpy County, Nebraska *	3662.	Dover city, New Hampshire *	3694.	Somersworth city, New Hampshire
3611.	Scotts Bluff County, Nebraska *	3663.	Grafton County, New Hampshire *	3695.	Windham town, New Hampshire
3612.	Beatrice city, Nebraska	3664.	Hillsborough County, New Hampshire *	3696.	Atlantic City city, New Jersey *
3613.	Box Butte County, Nebraska	3665.	Manchester city, New Hampshire *	3697.	Atlantic County, New Jersey *
3614.	Cass County, Nebraska	3666.	Merrimack County, New Hampshire *	3698.	Bayonne city, New Jersey *
3615.	Colfax County, Nebraska	3667.	Nashua city, New Hampshire *	3699.	Belleville township, New Jersey *
3616.	Columbus city, Nebraska	3668.	Rochester city, New Hampshire *	3700.	Bergen County, New Jersey *
3617.	Custer County, Nebraska	3669.	Rockingham County, New Hampshire *	3701.	Berkeley township, New Jersey *
3618.	Dakota County, Nebraska	3670.	Strafford County, New Hampshire *	3702.	Bloomfield township, New Jersey *
3619.	Dawson County, Nebraska	3671.	Sullivan County, New Hampshire *	3703.	Brick township, New Jersey *
3620.	Fremont city, Nebraska	3672.	Amherst town, New Hampshire	3704.	Bridgewater township, New Jersey *
3621.	Gage County, Nebraska	3673.	Bedford town, New Hampshire	3705.	Burlington County, New Jersey *
3622.	Hastings city, Nebraska	3674.	Berlin city, New Hampshire	3706.	Camden city, New Jersey *
3623.	Holt County, Nebraska	3675.	Claremont city, New Hampshire	3707.	Camden County, New Jersey *
3624.	La Vista city, Nebraska	3676.	Conway town, New Hampshire	3708.	Cape May County, New Jersey *
3625.	Lexington city, Nebraska	3677.	Durham town, New Hampshire	3709.	Cherry Hill township, New Jersey *
3626.	Norfolk city, Nebraska	3678.	Exeter town, New Hampshire	3710.	City of Orange township, New Jersey *
3627.	North Platte city, Nebraska	3679.	Goffstown town, New Hampshire	3711.	Clifton city, New Jersey *
3628.	Otoe County, Nebraska	3680.	Hampton town, New Hampshire	3712.	Cumberland County, New Jersey *
3629.	Papillion city, Nebraska	3681.	Hanover town, New Hampshire	3713.	Deptford township, New Jersey *
3630.	Red Willow County, Nebraska	3682.	Hooksett town, New Hampshire	3714.	East Brunswick township, New Jersey *
3631.	Saline County, Nebraska	3683.	Hudson town, New Hampshire	3715.	East Orange city, New Jersey *
3632.	Saunders County, Nebraska			3716.	Edison township, New Jersey *
3633.	Scottsbluff city, Nebraska			3717.	Egg Harbor township, New Jersey *
3634.	Seward County, Nebraska				
3635.	South Sioux City city, Nebraska				
3636.	Washington County, Nebraska				
3637.	York County, Nebraska				
3638.	Carson City, Nevada *				
3639.	Clark County, Nevada *				
3640.	Douglas County, Nevada *				
3641.	Elko County, Nevada *				
3642.	Henderson city, Nevada *				
3643.	Las Vegas city, Nevada *				
3644.	Lyon County, Nevada *				
3645.	North Las Vegas city, Nevada *				
3646.	Nye County, Nevada *				
3647.	Reno city, Nevada *				
3648.	Sparks city, Nevada *				
3649.	Washoe County, Nevada *				
3650.	Boulder City city, Nevada				
3651.	Churchill County, Nevada				

3718.	Elizabeth city, New Jersey *	3751.	Middletown township, New Jersey *	3786.	Washington township, New Jersey *
3719.	Essex County, New Jersey *	3752.	Monmouth County, New Jersey *	3787.	Wayne township, New Jersey *
3720.	Evesham township, New Jersey *	3753.	Monroe township, New Jersey *	3788.	West New York town, New Jersey *
3721.	Ewing township, New Jersey *	3754.	Monroe township, New Jersey *	3789.	West Orange township, New Jersey *
3722.	Fair Lawn borough, New Jersey *	3755.	Montclair township, New Jersey *	3790.	Willingboro township, New Jersey *
3723.	Fort Lee borough, New Jersey *	3756.	Morris County, New Jersey *	3791.	Winslow township, New Jersey *
3724.	Franklin township, New Jersey *	3757.	Mount Laurel township, New Jersey *	3792.	Woodbridge township, New Jersey *
3725.	Freehold township, New Jersey *	3758.	New Brunswick city, New Jersey *	3793.	Aberdeen township, New Jersey
3726.	Galloway township, New Jersey *	3759.	Newark city, New Jersey *	3794.	Asbury Park city, New Jersey
3727.	Garfield city, New Jersey *	3760.	North Bergen township, New Jersey *	3795.	Barneget township, New Jersey
3728.	Gloucester County, New Jersey *	3761.	North Brunswick township, New Jersey *	3796.	Beachwood borough, New Jersey
3729.	Gloucester township, New Jersey *	3762.	Ocean County, New Jersey *	3797.	Bellmawr borough, New Jersey
3730.	Hackensack city, New Jersey *	3763.	Old Bridge township, New Jersey *	3798.	Bergenfield borough, New Jersey
3731.	Hamilton township, New Jersey *	3764.	Parsippany-Troy Hills township, New Jersey *	3799.	Berkeley Heights township, New Jersey
3732.	Hillsborough township, New Jersey *	3765.	Passaic city, New Jersey *	3800.	Bernards township, New Jersey
3733.	Hoboken city, New Jersey *	3766.	Passaic County, New Jersey *	3801.	Bordentown township, New Jersey
3734.	Howell township, New Jersey *	3767.	Paterson city, New Jersey *	3802.	Bound Brook borough, New Jersey
3735.	Hudson County, New Jersey *	3768.	Pennsauken township, New Jersey *	3803.	Branchburg township, New Jersey
3736.	Hunterdon County, New Jersey *	3769.	Perth Amboy city, New Jersey *	3804.	Bridgeton city, New Jersey
3737.	Irvington township, New Jersey *	3770.	Piscataway township, New Jersey *	3805.	Burlington township, New Jersey
3738.	Jackson township, New Jersey *	3771.	Plainfield city, New Jersey *	3806.	Carteret borough, New Jersey
3739.	Jersey City city, New Jersey *	3772.	Princeton, New Jersey *	3807.	Cedar Grove township, New Jersey
3740.	Kearny town, New Jersey *	3773.	Salem County, New Jersey *	3808.	Chatham township, New Jersey
3741.	Lakewood township, New Jersey *	3774.	Sayreville borough, New Jersey *	3809.	Cinnaminson township, New Jersey
3742.	Lawrence township, New Jersey *	3775.	Somerset County, New Jersey *	3810.	Clark township, New Jersey
3743.	Linden city, New Jersey *	3776.	South Brunswick township, New Jersey *	3811.	Cliffside Park borough, New Jersey
3744.	Livingston township, New Jersey *	3777.	Sussex County, New Jersey *	3812.	Clinton township, New Jersey
3745.	Long Branch city, New Jersey *	3778.	Teaneck township, New Jersey *	3813.	Collingswood borough, New Jersey
3746.	Manalapan township, New Jersey *	3779.	Toms River township, New Jersey *	3814.	Cranford township, New Jersey
3747.	Manchester township, New Jersey *	3780.	Trenton city, New Jersey *	3815.	Delran township, New Jersey
3748.	Marlboro township, New Jersey *	3781.	Union City city, New Jersey *		
3749.	Mercer County, New Jersey *	3782.	Union County, New Jersey *		
3750.	Middlesex County, New Jersey *	3783.	Union township, New Jersey *		
		3784.	Vineland city, New Jersey *		
		3785.	Warren County, New Jersey *		

3816. Denville township, New Jersey	3850. Hopatcong borough, New Jersey	3883. New Milford borough, New Jersey
3817. Dover town, New Jersey	3851. Hopewell township, New Jersey	3884. New Providence borough, New Jersey
3818. Dumont borough, New Jersey	3852. Jefferson township, New Jersey	3885. North Arlington borough, New Jersey
3819. East Greenwich township, New Jersey	3853. Lacey township, New Jersey	3886. North Plainfield borough, New Jersey
3820. East Hanover township, New Jersey	3854. Lincoln Park borough, New Jersey	3887. Nutley township, New Jersey
3821. East Windsor township, New Jersey	3855. Lindenwold borough, New Jersey	3888. Oakland borough, New Jersey
3822. Eatontown borough, New Jersey	3856. Little Egg Harbor township, New Jersey	3889. Ocean City city, New Jersey
3823. Edgewater borough, New Jersey	3857. Little Falls township, New Jersey	3890. Ocean township, New Jersey
3824. Elmwood Park borough, New Jersey	3858. Little Ferry borough, New Jersey	3891. Palisades Park borough, New Jersey
3825. Englewood city, New Jersey	3859. Lodi borough, New Jersey	3892. Paramus borough, New Jersey
3826. Fairview borough, New Jersey	3860. Lower township, New Jersey	3893. Pemberton township, New Jersey
3827. Florence township, New Jersey	3861. Lumberton township, New Jersey	3894. Pennsville township, New Jersey
3828. Florham Park borough, New Jersey	3862. Lyndhurst township, New Jersey	3895. Pequannock township, New Jersey
3829. Franklin Lakes borough, New Jersey	3863. Madison borough, New Jersey	3896. Phillipsburg town, New Jersey
3830. Franklin township, New Jersey	3864. Mahwah township, New Jersey	3897. Pine Hill borough, New Jersey
3831. Freehold borough, New Jersey	3865. Mantua township, New Jersey	3898. Plainsboro township, New Jersey
3832. Glassboro borough, New Jersey	3866. Manville borough, New Jersey	3899. Pleasantville city, New Jersey
3833. Glen Rock borough, New Jersey	3867. Maple Shade township, New Jersey	3900. Point Pleasant borough, New Jersey
3834. Gloucester City city, New Jersey	3868. Maplewood township, New Jersey	3901. Pompton Lakes borough, New Jersey
3835. Guttenberg town, New Jersey	3869. Medford township, New Jersey	3902. Rahway city, New Jersey
3836. Haddon township, New Jersey	3870. Metuchen borough, New Jersey	3903. Ramsey borough, New Jersey
3837. Haddonfield borough, New Jersey	3871. Middle township, New Jersey	3904. Randolph township, New Jersey
3838. Hamilton township, New Jersey	3872. Middlesex borough, New Jersey	3905. Raritan township, New Jersey
3839. Hammonton town, New Jersey	3873. Millburn township, New Jersey	3906. Readington township, New Jersey
3840. Hanover township, New Jersey	3874. Millstone township, New Jersey	3907. Red Bank borough, New Jersey
3841. Harrison town, New Jersey	3875. Millville city, New Jersey	3908. Ridgefield borough, New Jersey
3842. Harrison township, New Jersey	3876. Montgomery township, New Jersey	3909. Ridgefield Park village, New Jersey
3843. Hasbrouck Heights borough, New Jersey	3877. Montville township, New Jersey	3910. Ridgewood village, New Jersey
3844. Hawthorne borough, New Jersey	3878. Moorestown township, New Jersey	3911. Ringwood borough, New Jersey
3845. Hazlet township, New Jersey	3879. Morris township, New Jersey	3912. River Edge borough, New Jersey
3846. Highland Park borough, New Jersey	3880. Morristown town, New Jersey	3913. Robbinsville township, New Jersey
3847. Hillsdale borough, New Jersey	3881. Mount Olive township, New Jersey	3914. Rockaway township, New Jersey
3848. Hillside township, New Jersey	3882. Neptune township, New Jersey	3915. Roselle borough, New Jersey
3849. Holmdel township, New Jersey		

3916. Roselle Park borough, New Jersey	3949. West Deptford township, New Jersey	3983. Cibola County, New Mexico
3917. Roxbury township, New Jersey	3950. West Milford township, New Jersey	3984. Colfax County, New Mexico
3918. Rutherford borough, New Jersey	3951. West Windsor township, New Jersey	3985. Deming city, New Mexico
3919. Saddle Brook township, New Jersey	3952. Westfield town, New Jersey	3986. Española city, New Mexico
3920. Scotch Plains township, New Jersey	3953. Westwood borough, New Jersey	3987. Gallup city, New Mexico
3921. Secaucus town, New Jersey	3954. Woodland Park borough, New Jersey	3988. Grant County, New Mexico
3922. Somers Point city, New Jersey	3955. Woolwich township, New Jersey	3989. Las Vegas city, New Mexico
3923. Somerville borough, New Jersey	3956. Wyckoff township, New Jersey	3990. Lincoln County, New Mexico
3924. South Orange Village township, New Jersey	3957. Alamogordo city, New Mexico *	3991. Los Alamos County, New Mexico
3925. South Plainfield borough, New Jersey	3958. Albuquerque city, New Mexico *	3992. Los Lunas village, New Mexico
3926. South River borough, New Jersey	3959. Bernalillo County, New Mexico *	3993. Lovington city, New Mexico
3927. Southampton township, New Jersey	3960. Chaves County, New Mexico *	3994. Luna County, New Mexico
3928. Sparta township, New Jersey	3961. Clovis city, New Mexico *	3995. Portales city, New Mexico
3929. Springfield township, New Jersey	3962. Curry County, New Mexico *	3996. Roosevelt County, New Mexico
3930. Stafford township, New Jersey	3963. Doña Ana County, New Mexico *	3997. San Miguel County, New Mexico
3931. Summit city, New Jersey	3964. Eddy County, New Mexico *	3998. Sierra County, New Mexico
3932. Tenafly borough, New Jersey	3965. Farmington city, New Mexico *	3999. Socorro County, New Mexico
3933. Tinton Falls borough, New Jersey	3966. Hobbs city, New Mexico *	4000. Sunland Park city, New Mexico
3934. Totowa borough, New Jersey	3967. Las Cruces city, New Mexico *	4001. Torrance County, New Mexico
3935. Upper township, New Jersey	3968. Lea County, New Mexico *	4002. Albany city, New York *
3936. Vernon township, New Jersey	3969. McKinley County, New Mexico *	4003. Albany County, New York *
3937. Verona township, New Jersey	3970. Otero County, New Mexico *	4004. Allegany County, New York *
3938. Voorhees township, New Jersey	3971. Rio Arriba County, New Mexico *	4005. Amherst town, New York *
3939. Waldwick borough, New Jersey	3972. Rio Rancho city, New Mexico *	4006. Babylon town, New York *
3940. Wall township, New Jersey	3973. Roswell city, New Mexico *	4007. Bethlehem town, New York *
3941. Wallington borough, New Jersey	3974. San Juan County, New Mexico *	4008. Binghamton city, New York *
3942. Wanaque borough, New Jersey	3975. Sandoval County, New Mexico *	4009. Brighton town, New York *
3943. Wantage township, New Jersey	3976. Santa Fe city, New Mexico *	4010. Brookhaven town, New York *
3944. Warren township, New Jersey	3977. Santa Fe County, New Mexico *	4011. Broome County, New York *
3945. Washington township, New Jersey	3978. Taos County, New Mexico *	4012. Buffalo city, New York *
3946. Waterford township, New Jersey	3979. Valencia County, New Mexico *	4013. Carmel town, New York *
3947. Weehawken township, New Jersey	3980. Artesia city, New Mexico	4014. Cattaraugus County, New York *
3948. West Caldwell township, New Jersey	3981. Bernalillo town, New Mexico	4015. Cayuga County, New York *
	3982. Carlsbad city, New Mexico	4016. Chautauqua County, New York *
		4017. Cheektowaga town, New York *
		4018. Chemung County, New York *
		4019. Chenango County, New York *
		4020. Cicero town, New York *
		4021. Clarence town, New York *
		4022. Clarkstown town, New York *
		4023. Clay town, New York *
		4024. Clifton Park town, New York *



4025. Clinton County, New York *	4068. Niagara Falls city, New York *	4109. Tonawanda town, New York *
4026. Colonie town, New York *		4110. Troy city, New York *
4027. Columbia County, New York *	4069. North Hempstead town, New York *	4111. Ulster County, New York *
4028. Cortland County, New York *	4070. North Tonawanda city, New York *	4112. Union town, New York *
4029. Cortlandt town, New York *	4071. Oneida County, New York *	4113. Utica city, New York *
4030. Delaware County, New York *	4072. Onondaga County, New York *	4114. Valley Stream village, New York *
4031. Dutchess County, New York *	4073. Ontario County, New York *	4115. Warren County, New York *
4032. Eastchester town, New York *	4074. Orange County, New York *	4116. Warwick town, New York *
4033. Erie County, New York *	4075. Orangetown town, New York *	4117. Washington County, New York *
4034. Essex County, New York *		4118. Wayne County, New York *
4035. Franklin County, New York *	4076. Orleans County, New York *	4119. Webster town, New York *
4036. Freeport village, New York *	4077. Ossining town, New York *	4120. West Seneca town, New York *
4037. Fulton County, New York *	4078. Oswego County, New York *	4121. Westchester County, New York *
4038. Genesee County, New York *	4079. Otsego County, New York *	4122. White Plains city, New York *
4039. Greece town, New York *	4080. Oyster Bay town, New York *	4123. Wyoming County, New York *
4040. Greenburgh town, New York *	4081. Penfield town, New York *	
4041. Greene County, New York *	4082. Perinton town, New York *	4124. Yonkers city, New York *
4042. Guilderland town, New York *	4083. Poughkeepsie city, New York *	4125. Yorktown town, New York *
4043. Hamburg town, New York *	4084. Poughkeepsie town, New York *	4126. Amsterdam city, New York
4044. Haverstraw town, New York *	4085. Putnam County, New York *	4127. Arcadia town, New York
4045. Hempstead town, New York *	4086. Ramapo town, New York *	4128. Auburn city, New York
4046. Hempstead village, New York *	4087. Rensselaer County, New York *	4129. Aurora town, New York
4047. Henrietta town, New York *		4130. Babylon village, New York
4048. Herkimer County, New York *	4088. Riverhead town, New York *	4131. Ballston town, New York
4049. Huntington town, New York *	4089. Rochester city, New York *	4132. Batavia city, New York
4050. Irondequoit town, New York *	4090. Rockland County, New York *	4133. Bath town, New York
4051. Islip town, New York *	4091. Rome city, New York *	4134. Beacon city, New York
4052. Ithaca city, New York *	4092. Rye town, New York *	4135. Bedford town, New York
4053. Jefferson County, New York *	4093. Salina town, New York *	4136. Beekman town, New York
4054. Lancaster town, New York *	4094. Saratoga County, New York *	4137. Blooming Grove town, New York
4055. Livingston County, New York *	4095. Schenectady city, New York *	4138. Brunswick town, New York
4056. Long Beach city, New York *	4096. Schenectady County, New York *	4139. Camillus town, New York
4057. Madison County, New York *	4097. Schoharie County, New York *	4140. Canandaigua city, New York
4058. Manlius town, New York *		4141. Canandaigua town, New York
4059. Monroe County, New York *	4098. Seneca County, New York *	4142. Canton town, New York
4060. Montgomery County, New York *	4099. Smithtown town, New York *	4143. Catskill town, New York
4061. Mount Pleasant town, New York *	4100. Southampton town, New York *	4144. Chenango town, New York
4062. Mount Vernon city, New York *		4145. Chester town, New York
4063. Nassau County, New York *	4101. Spring Valley village, New York *	4146. Chili town, New York
4064. New Rochelle city, New York *	4102. St. Lawrence County, New York *	4147. Cohoes city, New York
4065. New York city / Bronx County / Kings County / New York County / Queens County / Richmond County, New York *	4103. Steuben County, New York *	4148. Corning city, New York
4066. Newburgh town, New York *	4104. Suffolk County, New York *	4149. Cornwall town, New York
4067. Niagara County, New York *	4105. Sullivan County, New York *	4150. Cortland city, New York
	4106. Syracuse city, New York *	4151. De Witt town, New York
	4107. Tioga County, New York *	4152. Depew village, New York
	4108. Tompkins County, New York *	4153. Dobbs Ferry village, New York
		4154. Dryden town, New York
		4155. Dunkirk city, New York
		4156. East Fishkill town, New York

4157. East Greenbush town, New York	4207. Lindenhurst village, New York	4255. Plattsburgh city, New York
4158. East Hampton town, New York	4208. Lloyd town, New York	4256. Plattsburgh town, New York
4159. Elma town, New York	4209. Lockport city, New York	4257. Pomfret town, New York
4160. Elmira city, New York	4210. Lockport town, New York	4258. Port Chester village, New York
4161. Endicott village, New York	4211. Lynbrook village, New York	4259. Potsdam town, New York
4162. Evans town, New York	4212. Lysander town, New York	4260. Putnam Valley town, New York
4163. Fallsburg town, New York	4213. Malone town, New York	4261. Queensbury town, New York
4164. Farmington town, New York	4214. Malta town, New York	4262. Red Hook town, New York
4165. Fishkill town, New York	4215. Mamakating town, New York	4263. Rockville Centre village, New York
4166. Floral Park village, New York	4216. Mamaroneck town, New York	4264. Rotterdam town, New York
4167. Fredonia village, New York	4217. Mamaroneck village, New York	4265. Rye city, New York
4168. Fulton city, New York	4218. Massapequa Park village, New York	4266. Saratoga Springs city, New York
4169. Garden City village, New York	4219. Massena town, New York	4267. Saugerties town, New York
4170. Gates town, New York	4220. Massena village, New York	4268. Scarsdale village / Scarsdale town, New York
4171. Geddes town, New York	4221. Middletown city, New York	4269. Schodack town, New York
4172. Geneseo town, New York	4222. Milton town, New York	4270. Schuyler County, New York
4173. Geneva city, New York	4223. Mineola village, New York	4271. Shawangunk town, New York
4174. German Flatts town, New York	4224. Monroe town, New York	4272. Sleepy Hollow village, New York
4175. Glen Cove city, New York	4225. Montgomery town, New York	4273. Somers town, New York
4176. Glens Falls city, New York	4226. Moreau town, New York	4274. Southeast town, New York
4177. Glenville town, New York	4227. Mount Kisco village / Mount Kisco town, New York	4275. Southold town, New York
4178. Gloversville city, New York	4228. New Castle town, New York	4276. Stony Point town, New York
4179. Goshen town, New York	4229. New Hartford town, New York	4277. Suffern village, New York
4180. Grand Island town, New York	4230. New Paltz town, New York	4278. Sullivan town, New York
4181. Great Neck village, New York	4231. New Windsor town, New York	4279. Sweden town, New York
4182. Halfmoon town, New York	4232. Newburgh city, New York	4280. Tarrytown village, New York
4183. Harrison town, New York	4233. Niskayuna town, New York	4281. Thompson town, New York
4184. Harrison village, New York	4234. North Castle town, New York	4282. Tonawanda city, New York
4185. Haverstraw village, New York	4235. North Greenbush town, New York	4283. Ulster town, New York
4186. Highlands town, New York	4236. Ogden town, New York	4284. Van Buren town, New York
4187. Horseheads town, New York	4237. Ogdensburg city, New York	4285. Vestal town, New York
4188. Hyde Park town, New York	4238. Olean city, New York	4286. Victor town, New York
4189. Ithaca town, New York	4239. Oneida city, New York	4287. Wallkill town, New York
4190. Jamestown city, New York	4240. Oneonta city, New York	4288. Wappinger town, New York
4191. Johnson City village, New York	4241. Onondaga town, New York	4289. Watertown city, New York
4192. Kenmore village, New York	4242. Ontario town, New York	4290. Wawarsing town, New York
4193. Kent town, New York	4243. Orchard Park town, New York	4291. West Haverstraw village, New York
4194. Kingsbury town, New York	4244. Ossining village, New York	4292. Westbury village, New York
4195. Kingston city, New York	4245. Oswego city, New York	4293. Wheatfield town, New York
4196. Kirkland town, New York	4246. Owego town, New York	4294. Whitestown town, New York
4197. Kiryas Joel village, New York	4247. Palm Tree town, New York	4295. Wilton town, New York
4198. La Grange town, New York	4248. Parma town, New York	4296. Woodbury town, New York
4199. Lackawanna city, New York	4249. Patchogue village, New York	4297. Woodbury village, New York
4200. Lake Grove village, New York	4250. Patterson town, New York	4298. Yates County, New York
4201. Lancaster village, New York	4251. Peekskill city, New York	4299. Alamance County, North Carolina *
4202. Lansing town, New York	4252. Pelham town, New York	4300. Alexander County, North Carolina *
4203. Le Ray town, New York	4253. Pittsford town, New York	
4204. Lewis County, New York	4254. Plattekill town, New York	
4205. Lewisboro town, New York		
4206. Lewiston town, New York		

4301. Apex town, North Carolina *	4331. Forsyth County, North Carolina *	4360. Macon County, North Carolina *
4302. Asheville city, North Carolina *	4332. Franklin County, North Carolina *	4361. Matthews town, North Carolina *
4303. Beaufort County, North Carolina *	4333. Fuquay-Varina town, North Carolina *	4362. McDowell County, North Carolina *
4304. Bladen County, North Carolina *	4334. Garner town, North Carolina *	4363. Mecklenburg County, North Carolina *
4305. Brunswick County, North Carolina *	4335. Gaston County, North Carolina *	4364. Monroe city, North Carolina *
4306. Buncombe County, North Carolina *	4336. Gastonia city, North Carolina *	4365. Moore County, North Carolina *
4307. Burke County, North Carolina *	4337. Goldsboro city, North Carolina *	4366. Mooresville town, North Carolina *
4308. Burlington city, North Carolina *	4338. Granville County, North Carolina *	4367. Nash County, North Carolina *
4309. Cabarrus County, North Carolina *	4339. Greensboro city, North Carolina *	4368. New Hanover County, North Carolina *
4310. Caldwell County, North Carolina *	4340. Greenville city, North Carolina *	4369. Onslow County, North Carolina *
4311. Carteret County, North Carolina *	4341. Guilford County, North Carolina *	4370. Orange County, North Carolina *
4312. Cary town, North Carolina *	4342. Halifax County, North Carolina *	4371. Pasquotank County, North Carolina *
4313. Catawba County, North Carolina *	4343. Harnett County, North Carolina *	4372. Pender County, North Carolina *
4314. Chapel Hill town, North Carolina *	4344. Haywood County, North Carolina *	4373. Person County, North Carolina *
4315. Charlotte city, North Carolina *	4345. Henderson County, North Carolina *	4374. Pitt County, North Carolina *
4316. Chatham County, North Carolina *	4346. Hickory city, North Carolina *	4375. Raleigh city, North Carolina *
4317. Cleveland County, North Carolina *	4347. High Point city, North Carolina *	4376. Randolph County, North Carolina *
4318. Columbus County, North Carolina *	4348. Hoke County, North Carolina *	4377. Richmond County, North Carolina *
4319. Concord city, North Carolina *	4349. Holly Springs town, North Carolina *	4378. Robeson County, North Carolina *
4320. Cornelius town, North Carolina *	4350. Huntersville town, North Carolina *	4379. Rockingham County, North Carolina *
4321. Craven County, North Carolina *	4351. Indian Trail town, North Carolina *	4380. Rocky Mount city, North Carolina *
4322. Cumberland County, North Carolina *	4352. Iredell County, North Carolina *	4381. Rowan County, North Carolina *
4323. Dare County, North Carolina *	4353. Jackson County, North Carolina *	4382. Rutherford County, North Carolina *
4324. Davidson County, North Carolina *	4354. Jacksonville city, North Carolina *	4383. Salisbury city, North Carolina *
4325. Davie County, North Carolina *	4355. Johnston County, North Carolina *	4384. Sampson County, North Carolina *
4326. Duplin County, North Carolina *	4356. Kannapolis city, North Carolina *	4385. Sanford city, North Carolina *
4327. Durham city, North Carolina *	4357. Lee County, North Carolina *	4386. Scotland County, North Carolina *
4328. Durham County, North Carolina *	4358. Lenoir County, North Carolina *	4387. Stanly County, North Carolina *
4329. Edgecombe County, North Carolina *	4359. Lincoln County, North Carolina *	4388. Stokes County, North Carolina *
4330. Fayetteville city, North Carolina *		

4389.	Surry County, North Carolina *	4422.	Davidson town, North Carolina	4455.	Mount Holly city, North Carolina
4390.	Transylvania County, North Carolina *	4423.	Eden city, North Carolina	4456.	New Bern city, North Carolina
4391.	Union County, North Carolina *	4424.	Elizabeth City city, North Carolina	4457.	Newton city, North Carolina
4392.	Vance County, North Carolina *	4425.	Elon town, North Carolina	4458.	Northampton County, North Carolina
4393.	Wake County, North Carolina *	4426.	Gates County, North Carolina	4459.	Pamlico County, North Carolina
4394.	Wake Forest town, North Carolina *	4427.	Graham city, North Carolina	4460.	Perquimans County, North Carolina
4395.	Watauga County, North Carolina *	4428.	Greene County, North Carolina	4461.	Pinehurst village, North Carolina
4396.	Wayne County, North Carolina *	4429.	Harrisburg town, North Carolina	4462.	Polk County, North Carolina
4397.	Wilkes County, North Carolina *	4430.	Havelock city, North Carolina	4463.	Reidsville city, North Carolina
4398.	Wilmington city, North Carolina *	4431.	Henderson city, North Carolina	4464.	Roanoke Rapids city, North Carolina
4399.	Wilson city, North Carolina *	4432.	Hendersonville city, North Carolina	4465.	Shelby city, North Carolina
4400.	Wilson County, North Carolina *	4433.	Hertford County, North Carolina	4466.	Smithfield town, North Carolina
4401.	Winston-Salem city, North Carolina *	4434.	Hope Mills town, North Carolina	4467.	Southern Pines town, North Carolina
4402.	Yadkin County, North Carolina *	4435.	Kernersville town, North Carolina	4468.	Spring Lake town, North Carolina
4403.	Albemarle city, North Carolina	4436.	Kings Mountain city, North Carolina	4469.	Stallings town, North Carolina
4404.	Alleghany County, North Carolina	4437.	Kinston city, North Carolina	4470.	Statesville city, North Carolina
4405.	Anson County, North Carolina	4438.	Knightdale town, North Carolina	4471.	Summerfield town, North Carolina
4406.	Archdale city, North Carolina	4439.	Laurinburg city, North Carolina	4472.	Swain County, North Carolina
4407.	Ashe County, North Carolina	4440.	Leland town, North Carolina	4473.	Tarboro town, North Carolina
4408.	Asheboro city, North Carolina	4441.	Lenoir city, North Carolina	4474.	Thomasville city, North Carolina
4409.	Avery County, North Carolina	4442.	Lewisville town, North Carolina	4475.	Warren County, North Carolina
4410.	Belmont city, North Carolina	4443.	Lexington city, North Carolina	4476.	Washington County, North Carolina
4411.	Bertie County, North Carolina	4444.	Lincolnton city, North Carolina	4477.	Waxhaw town, North Carolina
4412.	Boone town, North Carolina	4445.	Lumberton city, North Carolina	4478.	Waynesville town, North Carolina
4413.	Camden County, North Carolina	4446.	Madison County, North Carolina	4479.	Weddington town, North Carolina
4414.	Carrboro town, North Carolina	4447.	Martin County, North Carolina	4480.	Yancey County, North Carolina
4415.	Caswell County, North Carolina	4448.	Mebane city, North Carolina	4481.	Bismarck city, North Dakota *
4416.	Cherokee County, North Carolina	4449.	Mint Hill town, North Carolina	4482.	Burleigh County, North Dakota *
4417.	Chowan County, North Carolina	4450.	Mitchell County, North Carolina	4483.	Cass County, North Dakota *
4418.	Clay County, North Carolina	4451.	Montgomery County, North Carolina	4484.	Fargo city, North Dakota *
4419.	Clayton town, North Carolina	4452.	Morganton city, North Carolina	4485.	Grand Forks city, North Dakota *
4420.	Clemmons village, North Carolina	4453.	Morrisville town, North Carolina	4486.	Grand Forks County, North Dakota *
4421.	Currituck County, North Carolina	4454.	Mount Airy city, North Carolina	4487.	Minot city, North Dakota *
				4488.	Morton County, North Dakota *
				4489.	Stark County, North Dakota *

4490.	Ward County, North Dakota *	4539.	Cuyahoga Falls city, Ohio *	4594.	Marion County, Ohio *
4491.	West Fargo city, North Dakota *	4540.	Darke County, Ohio *	4595.	Marion township, Ohio *
4492.	Williams County, North Dakota *	4541.	Dayton city, Ohio *	4596.	Mason city, Ohio *
4493.	Barnes County, North Dakota	4542.	Deerfield township, Ohio *	4597.	Massillon city, Ohio *
4494.	Dickinson city, North Dakota	4543.	Defiance County, Ohio *	4598.	Medina County, Ohio *
4495.	Jamestown city, North Dakota	4544.	Delaware city, Ohio *	4599.	Mentor city, Ohio *
4496.	Mandan city, North Dakota	4545.	Delaware County, Ohio *	4600.	Mercer County, Ohio *
4497.	McKenzie County, North Dakota	4546.	Dublin city, Ohio *	4601.	Miami County, Ohio *
4498.	Mountrail County, North Dakota	4547.	Elyria city, Ohio *	4602.	Miami township, Ohio *
4499.	Ramsey County, North Dakota	4548.	Erie County, Ohio *	4603.	Miami township, Ohio *
4500.	Richland County, North Dakota	4549.	Euclid city, Ohio *	4604.	Middletown city, Ohio *
4501.	Rolette County, North Dakota	4550.	Fairborn city, Ohio *	4605.	Mifflin township, Ohio *
4502.	Stutsman County, North Dakota	4551.	Fairfield city, Ohio *	4606.	Montgomery County, Ohio *
4503.	Walsh County, North Dakota	4552.	Fairfield County, Ohio *	4607.	Morrow County, Ohio *
4504.	Williston city, North Dakota	4553.	Findlay city, Ohio *	4608.	Muskingum County, Ohio *
4505.	Akron city, Ohio *	4554.	Franklin County, Ohio *	4609.	Newark city, Ohio *
4506.	Allen County, Ohio *	4555.	Franklin township, Ohio *	4610.	North Olmsted city, Ohio *
4507.	Anderson township, Ohio *	4556.	Fulton County, Ohio *	4611.	North Ridgeville city, Ohio *
4508.	Ashland County, Ohio *	4557.	Gahanna city, Ohio *	4612.	North Royalton city, Ohio *
4509.	Ashtabula County, Ohio *	4558.	Geauga County, Ohio *	4613.	Norwich township, Ohio *
4510.	Athens County, Ohio *	4559.	Green township, Ohio *	4614.	Orange township, Ohio *
4511.	Athens township, Ohio *	4560.	Greene County, Ohio *	4615.	Ottawa County, Ohio *
4512.	Auglaize County, Ohio *	4561.	Grove City city, Ohio *	4616.	Parma city, Ohio *
4513.	Austintown township, Ohio *	4562.	Guernsey County, Ohio *	4617.	Perry County, Ohio *
4514.	Bath township, Ohio *	4563.	Hamilton city, Ohio *	4618.	Pickaway County, Ohio *
4515.	Beavercreek city, Ohio *	4564.	Hamilton County, Ohio *	4619.	Plain township, Ohio *
4516.	Beavercreek township, Ohio *	4565.	Hancock County, Ohio *	4620.	Portage County, Ohio *
4517.	Belmont County, Ohio *	4566.	Hardin County, Ohio *	4621.	Preble County, Ohio *
4518.	Boardman township, Ohio *	4567.	Highland County, Ohio *	4622.	Putnam County, Ohio *
4519.	Bowling Green city, Ohio *	4568.	Hilliard city, Ohio *	4623.	Reynoldsburg city, Ohio *
4520.	Brown County, Ohio *	4569.	Holmes County, Ohio *	4624.	Richland County, Ohio *
4521.	Brunswick city, Ohio *	4570.	Huber Heights city, Ohio *	4625.	Ross County, Ohio *
4522.	Butler County, Ohio *	4571.	Huron County, Ohio *	4626.	Sandusky County, Ohio *
4523.	Canton city, Ohio *	4572.	Jackson County, Ohio *	4627.	Scioto County, Ohio *
4524.	Champaign County, Ohio *	4573.	Jackson township, Ohio *	4628.	Seneca County, Ohio *
4525.	Cincinnati city, Ohio *	4574.	Jackson township, Ohio *	4629.	Shelby County, Ohio *
4526.	Clark County, Ohio *	4575.	Jefferson County, Ohio *	4630.	Springfield city, Ohio *
4527.	Clear Creek township, Ohio *	4576.	Kettering city, Ohio *	4631.	Springfield township, Ohio *
4528.	Clermont County, Ohio *	4577.	Knox County, Ohio *	4632.	Stark County, Ohio *
4529.	Cleveland city, Ohio *	4578.	Lake County, Ohio *	4633.	Stow city, Ohio *
4530.	Cleveland Heights city, Ohio *	4579.	Lakewood city, Ohio *	4634.	Strongsville city, Ohio *
4531.	Clinton County, Ohio *	4580.	Lancaster city, Ohio *	4635.	Summit County, Ohio *
4532.	Colerain township, Ohio *	4581.	Lawrence County, Ohio *	4636.	Sylvania township, Ohio *
4533.	Columbiana County, Ohio *	4582.	Liberty township, Ohio *	4637.	Toledo city, Ohio *
4534.	Columbus city, Ohio *	4583.	Liberty township, Ohio *	4638.	Trumbull County, Ohio *
4535.	Concord township, Ohio *	4584.	Licking County, Ohio *	4639.	Tuscarawas County, Ohio *
4536.	Coshocton County, Ohio *	4585.	Lima city, Ohio *	4640.	Union County, Ohio *
4537.	Crawford County, Ohio *	4586.	Logan County, Ohio *	4641.	Union township, Ohio *
4538.	Cuyahoga County, Ohio *	4587.	Lorain city, Ohio *	4642.	Upper Arlington city, Ohio *
		4588.	Lorain County, Ohio *	4643.	Violet township, Ohio *
		4589.	Lucas County, Ohio *	4644.	Warren city, Ohio *
		4590.	Madison County, Ohio *	4645.	Warren County, Ohio *
		4591.	Mahoning County, Ohio *	4646.	Washington County, Ohio *
		4592.	Mansfield city, Ohio *	4647.	Washington township, Ohio *
		4593.	Marion city, Ohio *	4648.	Washington township, Ohio *

4649.	Wayne County, Ohio *	4702.	Copley township, Ohio	4757.	Liberty township, Ohio
4650.	West Chester township, Ohio *	4703.	Coshocton city, Ohio	4758.	London city, Ohio
4651.	Westerville city, Ohio *	4704.	Coventry township, Ohio	4759.	Loveland city, Ohio
4652.	Westlake city, Ohio *	4705.	Defiance city, Ohio	4760.	Lyndhurst city, Ohio
4653.	Williams County, Ohio *	4706.	Defiance township, Ohio	4761.	Macedonia city, Ohio
4654.	Wood County, Ohio *	4707.	Delhi township, Ohio	4762.	Mad River township, Ohio
4655.	Youngstown city, Ohio *	4708.	Dover city, Ohio	4763.	Madison township, Ohio
4656.	Adams County, Ohio	4709.	Duchouquet township, Ohio	4764.	Madison township, Ohio
4657.	Alliance city, Ohio	4710.	East Cleveland city, Ohio	4765.	Madison township, Ohio
4658.	American township, Ohio	4711.	East Liverpool city, Ohio	4766.	Maple Heights city, Ohio
4659.	Amherst city, Ohio	4712.	Eastlake city, Ohio	4767.	Marietta city, Ohio
4660.	Ashland city, Ohio	4713.	Englewood city, Ohio	4768.	Marysville city, Ohio
4661.	Ashtabula city, Ohio	4714.	Etna township, Ohio	4769.	Maumee city, Ohio
4662.	Ashtabula township, Ohio	4715.	Fairfield township, Ohio	4770.	Mayfield Heights city, Ohio
4663.	Athens city, Ohio	4716.	Fairview Park city, Ohio	4771.	Medina city, Ohio
4664.	Aurora city, Ohio	4717.	Falls township, Ohio	4772.	Meigs County, Ohio
4665.	Avon city, Ohio	4718.	Fayette County, Ohio	4773.	Miami township, Ohio
4666.	Avon Lake city, Ohio	4719.	Forest Park city, Ohio	4774.	Miamisburg city, Ohio
4667.	Bainbridge township, Ohio	4720.	Fostoria city, Ohio	4775.	Middleburg Heights city, Ohio
4668.	Barberton city, Ohio	4721.	Franklin city, Ohio	4776.	Monclova township, Ohio
4669.	Batavia township, Ohio	4722.	Franklin township, Ohio	4777.	Monroe city, Ohio
4670.	Bay Village city, Ohio	4723.	Fremont city, Ohio	4778.	Monroe County, Ohio
4671.	Beachwood city, Ohio	4724.	Gallia County, Ohio	4779.	Monroe township, Ohio
4672.	Bedford city, Ohio	4725.	Garfield Heights city, Ohio	4780.	Montgomery city, Ohio
4673.	Bedford Heights city, Ohio	4726.	Geneva township, Ohio	4781.	Montville township, Ohio
4674.	Bellefontaine city, Ohio	4727.	Genoa township, Ohio	4782.	Moorefield township, Ohio
4675.	Berea city, Ohio	4728.	Goshen township, Ohio	4783.	Morgan County, Ohio
4676.	Bethel township, Ohio	4729.	Granville township, Ohio	4784.	Mount Vernon city, Ohio
4677.	Bexley city, Ohio	4730.	Green city, Ohio	4785.	New Albany city, Ohio
4678.	Blue Ash city, Ohio	4731.	Green township, Ohio	4786.	New Franklin city, Ohio
4679.	Brecksville city, Ohio	4732.	Greenville city, Ohio	4787.	New Philadelphia city, Ohio
4680.	Brimfield township, Ohio	4733.	Greenville township, Ohio	4788.	Niles city, Ohio
4681.	Broadview Heights city, Ohio	4734.	Hamilton township, Ohio	4789.	Noble County, Ohio
4682.	Brook Park city, Ohio	4735.	Harrison city, Ohio	4790.	North Canton city, Ohio
4683.	Brooklyn city, Ohio	4736.	Harrison County, Ohio	4791.	Norton city, Ohio
4684.	Brunswick Hills township, Ohio	4737.	Harrison township, Ohio	4792.	Norwalk city, Ohio
4685.	Bucyrus city, Ohio	4738.	Harrison township, Ohio	4793.	Norwood city, Ohio
4686.	Cambridge city, Ohio	4739.	Heath city, Ohio	4794.	Olmsted township, Ohio
4687.	Cambridge township, Ohio	4740.	Henry County, Ohio	4795.	Oregon city, Ohio
4688.	Canfield township, Ohio	4741.	Hocking County, Ohio	4796.	Oxford city, Ohio
4689.	Canton township, Ohio	4742.	Howland township, Ohio	4797.	Oxford township, Ohio
4690.	Carroll County, Ohio	4743.	Hubbard township, Ohio	4798.	Painesville city, Ohio
4691.	Celina city, Ohio	4744.	Hudson city, Ohio	4799.	Painesville township, Ohio
4692.	Centerville city, Ohio	4745.	Huron township, Ohio	4800.	Paris township, Ohio
4693.	Chester township, Ohio	4746.	Ironton city, Ohio	4801.	Parma Heights city, Ohio
4694.	Chillicothe city, Ohio	4747.	Jefferson township, Ohio	4802.	Pataskala city, Ohio
4695.	Chippewa township, Ohio	4748.	Jefferson township, Ohio	4803.	Paulding County, Ohio
4696.	Circleville city, Ohio	4749.	Kent city, Ohio	4804.	Pease township, Ohio
4697.	Clayton city, Ohio	4750.	Lake township, Ohio	4805.	Perkins township, Ohio
4698.	Clinton township, Ohio	4751.	Lake township, Ohio	4806.	Perry township, Ohio
4699.	Concord township, Ohio	4752.	Lake township, Ohio	4807.	Perry township, Ohio
4700.	Concord township, Ohio	4753.	Lawrence township, Ohio	4808.	Perrysburg city, Ohio
4701.	Conneaut city, Ohio	4754.	Lebanon city, Ohio	4809.	Perrysburg township, Ohio
		4755.	Lemon township, Ohio	4810.	Pickerington city, Ohio
		4756.	Liberty township, Ohio	4811.	Pierce township, Ohio

4812.	Pike County, Ohio	4866.	Urbana township, Ohio	4913.	Norman city, Oklahoma *
4813.	Piqua city, Ohio	4867.	Van Wert city, Ohio	4914.	Oklahoma City city, Oklahoma *
4814.	Plain township, Ohio	4868.	Van Wert County, Ohio	4915.	Oklahoma County, Oklahoma *
4815.	Pleasant township, Ohio	4869.	Vandalia city, Ohio	4916.	Okmulgee County, Oklahoma *
4816.	Poland township, Ohio	4870.	Vermilion city, Ohio	4917.	Osage County, Oklahoma *
4817.	Portsmouth city, Ohio	4871.	Vinton County, Ohio	4918.	Ottawa County, Oklahoma *
4818.	Powell city, Ohio	4872.	Wadsworth city, Ohio	4919.	Owasso city, Oklahoma *
4819.	Prairie township, Ohio	4873.	Warrensville Heights city, Ohio	4920.	Payne County, Oklahoma *
4820.	Ravenna city, Ohio	4874.	Washington Court House city, Ohio	4921.	Pittsburg County, Oklahoma *
4821.	Reading city, Ohio	4875.	Weathersfield township, Ohio	4922.	Pontotoc County, Oklahoma *
4822.	Richland township, Ohio	4876.	West Carrollton city, Ohio	4923.	Pottawatomie County, Oklahoma *
4823.	Richmond Heights city, Ohio	4877.	Whitehall city, Ohio	4924.	Rogers County, Oklahoma *
4824.	Riverside city, Ohio	4878.	Wickliffe city, Ohio	4925.	Sequoyah County, Oklahoma *
4825.	Rocky River city, Ohio	4879.	Willoughby city, Ohio	4926.	Shawnee city, Oklahoma *
4826.	Sagamore Hills township, Ohio	4880.	Willowick city, Ohio	4927.	Stephens County, Oklahoma *
4827.	Salem city, Ohio	4881.	Wilmington city, Ohio	4928.	Stillwater city, Oklahoma *
4828.	Sandusky city, Ohio	4882.	Wooster city, Ohio	4929.	Tulsa city, Oklahoma *
4829.	Scioto township, Ohio	4883.	Worthington city, Ohio	4930.	Tulsa County, Oklahoma *
4830.	Scioto township, Ohio	4884.	Wyandot County, Ohio	4931.	Wagoner County, Oklahoma *
4831.	Seven Hills city, Ohio	4885.	Xenia city, Ohio	4932.	Washington County, Oklahoma *
4832.	Shaker Heights city, Ohio	4886.	Zanesville city, Ohio	4933.	Ada city, Oklahoma
4833.	Sharon township, Ohio	4887.	Bartlesville city, Oklahoma *	4934.	Adair County, Oklahoma
4834.	Sharonville city, Ohio	4888.	Broken Arrow city, Oklahoma *	4935.	Altus city, Oklahoma
4835.	Shawnee township, Ohio	4889.	Bryan County, Oklahoma *	4936.	Ardmore city, Oklahoma
4836.	Sidney city, Ohio	4890.	Canadian County, Oklahoma *	4937.	Atoka County, Oklahoma
4837.	Solon city, Ohio	4891.	Carter County, Oklahoma *	4938.	Beckham County, Oklahoma
4838.	South Euclid city, Ohio	4892.	Cherokee County, Oklahoma *	4939.	Bethany city, Oklahoma
4839.	Springboro city, Ohio	4893.	Cleveland County, Oklahoma *	4940.	Bixby city, Oklahoma
4840.	Springdale city, Ohio	4894.	Comanche County, Oklahoma *	4941.	Caddo County, Oklahoma
4841.	Springfield township, Ohio	4895.	Creek County, Oklahoma *	4942.	Chickasha city, Oklahoma
4842.	Springfield township, Ohio	4896.	Delaware County, Oklahoma *	4943.	Choctaw city, Oklahoma
4843.	Springfield township, Ohio	4897.	Edmond city, Oklahoma *	4944.	Choctaw County, Oklahoma
4844.	Springfield township, Ohio	4898.	Enid city, Oklahoma *	4945.	Claremore city, Oklahoma
4845.	St. Marys township, Ohio	4899.	Garfield County, Oklahoma *	4946.	Coweta city, Oklahoma
4846.	Steubenville city, Ohio	4900.	Grady County, Oklahoma *	4947.	Craig County, Oklahoma
4847.	Streetsboro city, Ohio	4901.	Kay County, Oklahoma *	4948.	Custer County, Oklahoma
4848.	Struthers city, Ohio	4902.	Lawton city, Oklahoma *	4949.	Del City city, Oklahoma
4849.	Sycamore township, Ohio	4903.	Le Flore County, Oklahoma *	4950.	Duncan city, Oklahoma
4850.	Sylvania city, Ohio	4904.	Lincoln County, Oklahoma *	4951.	Durant city, Oklahoma
4851.	Symmes township, Ohio	4905.	Logan County, Oklahoma *	4952.	El Reno city, Oklahoma
4852.	Tallmadge city, Ohio	4906.	Mayes County, Oklahoma *	4953.	Elk City city, Oklahoma
4853.	Tiffin city, Ohio	4907.	McClain County, Oklahoma *	4954.	Garvin County, Oklahoma
4854.	Tipp City city, Ohio	4908.	McCurtain County, Oklahoma *	4955.	Glenpool city, Oklahoma
4855.	Trenton city, Ohio	4909.	Midwest City city, Oklahoma *	4956.	Guthrie city, Oklahoma
4856.	Trotwood city, Ohio	4910.	Moore city, Oklahoma *	4957.	Guymon city, Oklahoma
4857.	Troy city, Ohio	4911.	Muskogee city, Oklahoma *	4958.	Haskell County, Oklahoma
4858.	Truro township, Ohio	4912.	Muskogee County, Oklahoma *	4959.	Hughes County, Oklahoma
4859.	Turtlecreek township, Ohio			4960.	Jackson County, Oklahoma
4860.	Twinsburg city, Ohio			4961.	Jenks city, Oklahoma
4861.	Union township, Ohio				
4862.	Union township, Ohio				
4863.	University Heights city, Ohio				
4864.	Upper township, Ohio				
4865.	Urbana city, Ohio				

4962.	Johnston County, Oklahoma	5016.	McMinnville city, Oregon *	5071.	Woodburn city, Oregon
4963.	Kingfisher County, Oklahoma	5017.	Medford city, Oregon *	5072.	Abington township, Pennsylvania *
4964.	Latimer County, Oklahoma	5018.	Multnomah County, Oregon *	5073.	Adams County, Pennsylvania *
4965.	Love County, Oklahoma	5019.	Oregon City city, Oregon *	5074.	Allegheny County, Pennsylvania *
4966.	Marshall County, Oklahoma	5020.	Polk County, Oregon *	5075.	Allentown city, Pennsylvania *
4967.	McAlester city, Oklahoma	5021.	Portland city, Oregon *	5076.	Altoona city, Pennsylvania *
4968.	McIntosh County, Oklahoma	5022.	Redmond city, Oregon *	5077.	Armstrong County, Pennsylvania *
4969.	Miami city, Oklahoma	5023.	Salem city, Oregon *	5078.	Beaver County, Pennsylvania *
4970.	Murray County, Oklahoma	5024.	Springfield city, Oregon *	5079.	Bedford County, Pennsylvania *
4971.	Mustang city, Oklahoma	5025.	Tigard city, Oregon *	5080.	Bensalem township, Pennsylvania *
4972.	Newcastle city, Oklahoma	5026.	Umatilla County, Oregon *	5081.	Berks County, Pennsylvania *
4973.	Noble County, Oklahoma	5027.	Washington County, Oregon *	5082.	Bethel Park municipality, Pennsylvania *
4974.	Nowata County, Oklahoma	5028.	Yamhill County, Oregon *	5083.	Bethlehem city, Pennsylvania *
4975.	Okfuskee County, Oklahoma	5029.	Ashland city, Oregon	5084.	Blair County, Pennsylvania *
4976.	Okmulgee city, Oklahoma	5030.	Astoria city, Oregon	5085.	Bradford County, Pennsylvania *
4977.	Pawnee County, Oklahoma	5031.	Baker County, Oregon	5086.	Bristol township, Pennsylvania *
4978.	Ponca City city, Oklahoma	5032.	Canby city, Oregon	5087.	Bucks County, Pennsylvania *
4979.	Pushmataha County, Oklahoma	5033.	Central Point city, Oregon	5088.	Butler County, Pennsylvania *
4980.	Sand Springs city, Oklahoma	5034.	Coos Bay city, Oregon	5089.	Cambria County, Pennsylvania *
4981.	Sapulpa city, Oklahoma	5035.	Cornelius city, Oregon	5090.	Carbon County, Pennsylvania *
4982.	Seminole County, Oklahoma	5036.	Cottage Grove city, Oregon	5091.	Centre County, Pennsylvania *
4983.	Tahlequah city, Oklahoma	5037.	Crook County, Oregon	5092.	Cheltenham township, Pennsylvania *
4984.	Texas County, Oklahoma	5038.	Curry County, Oregon	5093.	Chester city, Pennsylvania *
4985.	Warr Acres city, Oklahoma	5039.	Dallas city, Oregon	5094.	Chester County, Pennsylvania *
4986.	Washita County, Oklahoma	5040.	Forest Grove city, Oregon	5095.	Clarion County, Pennsylvania *
4987.	Weatherford city, Oklahoma	5041.	Gladstone city, Oregon	5096.	Clearfield County, Pennsylvania *
4988.	Woodward city, Oklahoma	5042.	Happy Valley city, Oregon	5097.	Clinton County, Pennsylvania *
4989.	Woodward County, Oklahoma	5043.	Hermiston city, Oregon	5098.	Columbia County, Pennsylvania *
4990.	Yukon city, Oklahoma	5044.	Hood River County, Oregon	5099.	Cranberry township, Pennsylvania *
4991.	Albany city, Oregon *	5045.	Independence city, Oregon	5100.	Crawford County, Pennsylvania *
4992.	Beaverton city, Oregon *	5046.	Jefferson County, Oregon	5101.	Cumberland County, Pennsylvania *
4993.	Bend city, Oregon *	5047.	Klamath Falls city, Oregon		
4994.	Benton County, Oregon *	5048.	La Grande city, Oregon		
4995.	Clackamas County, Oregon *	5049.	Lebanon city, Oregon		
4996.	Clatsop County, Oregon *	5050.	Milwaukie city, Oregon		
4997.	Columbia County, Oregon *	5051.	Monmouth city, Oregon		
4998.	Coos County, Oregon *	5052.	Morrow County, Oregon		
4999.	Corvallis city, Oregon *	5053.	Newberg city, Oregon		
5000.	Deschutes County, Oregon *	5054.	Newport city, Oregon		
5001.	Douglas County, Oregon *	5055.	Ontario city, Oregon		
5002.	Eugene city, Oregon *	5056.	Pendleton city, Oregon		
5003.	Grants Pass city, Oregon *	5057.	Prineville city, Oregon		
5004.	Gresham city, Oregon *	5058.	Roseburg city, Oregon		
5005.	Hillsboro city, Oregon *	5059.	Sandy city, Oregon		
5006.	Jackson County, Oregon *	5060.	Sherwood city, Oregon		
5007.	Josephine County, Oregon *	5061.	Silverton city, Oregon		
5008.	Keizer city, Oregon *	5062.	St. Helens city, Oregon		
5009.	Klamath County, Oregon *	5063.	The Dalles city, Oregon		
5010.	Lake Oswego city, Oregon *	5064.	Tillamook County, Oregon		
5011.	Lane County, Oregon *	5065.	Troutdale city, Oregon		
5012.	Lincoln County, Oregon *	5066.	Tualatin city, Oregon		
5013.	Linn County, Oregon *	5067.	Union County, Oregon		
5014.	Malheur County, Oregon *	5068.	Wasco County, Oregon		
5015.	Marion County, Oregon *	5069.	West Linn city, Oregon		
		5070.	Wilsonville city, Oregon		



5102. Dauphin County, Pennsylvania *	5131. Mercer County, Pennsylvania *	5162. Venango County, Pennsylvania *
5103. Delaware County, Pennsylvania *	5132. Middletown township, Pennsylvania *	5163. Warminster township, Pennsylvania *
5104. Erie city, Pennsylvania *	5133. Mifflin County, Pennsylvania *	5164. Warren County, Pennsylvania *
5105. Erie County, Pennsylvania *	5134. Millcreek township, Pennsylvania *	5165. Washington County, Pennsylvania *
5106. Falls township, Pennsylvania *	5135. Monroe County, Pennsylvania *	5166. Wayne County, Pennsylvania *
5107. Fayette County, Pennsylvania *	5136. Montgomery County, Pennsylvania *	5167. Westmoreland County, Pennsylvania *
5108. Franklin County, Pennsylvania *	5137. Mount Lebanon township, Pennsylvania *	5168. Wilkes-Barre city, Pennsylvania *
5109. Greene County, Pennsylvania *	5138. Norristown borough, Pennsylvania *	5169. York city, Pennsylvania *
5110. Hampden township, Pennsylvania *	5139. North Huntingdon township, Pennsylvania *	5170. York County, Pennsylvania *
5111. Harrisburg city, Pennsylvania *	5140. Northampton County, Pennsylvania *	5171. Adams township, Pennsylvania
5112. Haverford township, Pennsylvania *	5141. Northampton township, Pennsylvania *	5172. Amity township, Pennsylvania
5113. Hempfield township, Pennsylvania *	5142. Northumberland County, Pennsylvania *	5173. Antrim township, Pennsylvania
5114. Huntingdon County, Pennsylvania *	5143. Penn Hills township, Pennsylvania *	5174. Aston township, Pennsylvania
5115. Indiana County, Pennsylvania *	5144. Perry County, Pennsylvania *	5175. Baldwin borough, Pennsylvania
5116. Jefferson County, Pennsylvania *	5145. Philadelphia city / Philadelphia County, Pennsylvania *	5176. Bethlehem township, Pennsylvania
5117. Lackawanna County, Pennsylvania *	5146. Pike County, Pennsylvania *	5177. Bloomsburg town, Pennsylvania
5118. Lancaster city, Pennsylvania *	5147. Pittsburgh city, Pennsylvania *	5178. Buckingham township, Pennsylvania
5119. Lancaster County, Pennsylvania *	5148. Radnor township, Pennsylvania *	5179. Butler city, Pennsylvania
5120. Lawrence County, Pennsylvania *	5149. Reading city, Pennsylvania *	5180. Butler township, Pennsylvania
5121. Lebanon County, Pennsylvania *	5150. Ridley township, Pennsylvania *	5181. Caln township, Pennsylvania
5122. Lehigh County, Pennsylvania *	5151. Ross township, Pennsylvania *	5182. Carlisle borough, Pennsylvania
5123. Lower Macungie township, Pennsylvania *	5152. Schuylkill County, Pennsylvania *	5183. Cecil township, Pennsylvania
5124. Lower Makefield township, Pennsylvania *	5153. Scranton city, Pennsylvania *	5184. Center township, Pennsylvania
5125. Lower Merion township, Pennsylvania *	5154. Snyder County, Pennsylvania *	5185. Chambersburg borough, Pennsylvania
5126. Lower Paxton township, Pennsylvania *	5155. Somerset County, Pennsylvania *	5186. Chestnuthill township, Pennsylvania
5127. Luzerne County, Pennsylvania *	5156. State College borough, Pennsylvania *	5187. Coal township, Pennsylvania
5128. Lycoming County, Pennsylvania *	5157. Susquehanna County, Pennsylvania *	5188. Coatesville city, Pennsylvania
5129. Manheim township, Pennsylvania *	5158. Tioga County, Pennsylvania *	5189. College township, Pennsylvania
5130. McKean County, Pennsylvania *	5159. Union County, Pennsylvania *	5190. Columbia borough, Pennsylvania
	5160. Upper Darby township, Pennsylvania *	5191. Concord township, Pennsylvania
	5161. Upper Merion township, Pennsylvania *	5192. Coolbaugh township, Pennsylvania
		5193. Cumru township, Pennsylvania
		5194. Darby borough, Pennsylvania
		5195. Derry township, Pennsylvania

5196.	Derry township, Pennsylvania	5227.	Greensburg city, Pennsylvania	5258.	Lower Moreland township, Pennsylvania
5197.	Dingman township, Pennsylvania	5228.	Guilford township, Pennsylvania	5259.	Lower Pottsgrove township, Pennsylvania
5198.	Douglass township, Pennsylvania	5229.	Hamilton township, Pennsylvania	5260.	Lower Providence township, Pennsylvania
5199.	Dover township, Pennsylvania	5230.	Hampton township, Pennsylvania	5261.	Lower Salford township, Pennsylvania
5200.	Doylestown township, Pennsylvania	5231.	Hanover borough, Pennsylvania	5262.	Lower Saucon township, Pennsylvania
5201.	Dunmore borough, Pennsylvania	5232.	Hanover township, Pennsylvania	5263.	Lower Southampton township, Pennsylvania
5202.	East Cocalico township, Pennsylvania	5233.	Hanover township, Pennsylvania	5264.	Loyalsock township, Pennsylvania
5203.	East Goshen township, Pennsylvania	5234.	Harborcreek township, Pennsylvania	5265.	Manchester township, Pennsylvania
5204.	East Hempfield township, Pennsylvania	5235.	Harrison township, Pennsylvania	5266.	Manor township, Pennsylvania
5205.	East Lampeter township, Pennsylvania	5236.	Hatfield township, Pennsylvania	5267.	Marple township, Pennsylvania
5206.	East Norriton township, Pennsylvania	5237.	Hazleton city, Pennsylvania	5268.	McCandless township, Pennsylvania
5207.	East Pennsboro township, Pennsylvania	5238.	Hermitage city, Pennsylvania	5269.	McKeesport city, Pennsylvania
5208.	East Stroudsburg borough, Pennsylvania	5239.	Hilltown township, Pennsylvania	5270.	Meadville city, Pennsylvania
5209.	East Whiteland township, Pennsylvania	5240.	Hopewell township, Pennsylvania	5271.	Middle Smithfield township, Pennsylvania
5210.	Easton city, Pennsylvania	5241.	Horsham township, Pennsylvania	5272.	Middletown township, Pennsylvania
5211.	Easttown township, Pennsylvania	5242.	Indiana borough, Pennsylvania	5273.	Milford township, Pennsylvania
5212.	Elizabeth township, Pennsylvania	5243.	Jefferson Hills borough, Pennsylvania	5274.	Monroeville municipality, Pennsylvania
5213.	Elizabethtown borough, Pennsylvania	5244.	Johnstown city, Pennsylvania	5275.	Montgomery township, Pennsylvania
5214.	Elk County, Pennsylvania	5245.	Juniata County, Pennsylvania	5276.	Montour County, Pennsylvania
5215.	Emmaus borough, Pennsylvania	5246.	Kingston borough, Pennsylvania	5277.	Moon township, Pennsylvania
5216.	Ephrata borough, Pennsylvania	5247.	Lancaster township, Pennsylvania	5278.	Mount Joy township, Pennsylvania
5217.	Ephrata township, Pennsylvania	5248.	Lansdale borough, Pennsylvania	5279.	Mount Pleasant township, Pennsylvania
5218.	Exeter township, Pennsylvania	5249.	Lansdowne borough, Pennsylvania	5280.	Muhlenberg township, Pennsylvania
5219.	Fairview township, Pennsylvania	5250.	Lebanon city, Pennsylvania	5281.	Munhall borough, Pennsylvania
5220.	Fairview township, Pennsylvania	5251.	Lehigh township, Pennsylvania	5282.	Murrysville municipality, Pennsylvania
5221.	Ferguson township, Pennsylvania	5252.	Lehman township, Pennsylvania	5283.	Nanticoke city, Pennsylvania
5222.	Forks township, Pennsylvania	5253.	Limerick township, Pennsylvania	5284.	Nether Providence township, Pennsylvania
5223.	Franconia township, Pennsylvania	5254.	Logan township, Pennsylvania	5285.	New Britain township, Pennsylvania
5224.	Franklin Park borough, Pennsylvania	5255.	Lower Allen township, Pennsylvania	5286.	New Castle city, Pennsylvania
5225.	Fulton County, Pennsylvania	5256.	Lower Burrell city, Pennsylvania	5287.	New Garden township, Pennsylvania
5226.	Greene township, Pennsylvania	5257.	Lower Gwynedd township, Pennsylvania		

5288. New Hanover township, Pennsylvania	5320. Salisbury township, Pennsylvania	5351. Upper Moreland township, Pennsylvania
5289. New Kensington city, Pennsylvania	5321. Sandy township, Pennsylvania	5352. Upper Providence township, Pennsylvania
5290. Newberry township, Pennsylvania	5322. Scott township, Pennsylvania	5353. Upper Providence township, Pennsylvania
5291. Newtown township, Pennsylvania	5323. Shaler township, Pennsylvania	5354. Upper Saucon township, Pennsylvania
5292. Newtown township, Pennsylvania	5324. Sharon city, Pennsylvania	5355. Upper Southampton township, Pennsylvania
5293. North Fayette township, Pennsylvania	5325. Silver Spring township, Pennsylvania	5356. Upper St. Clair township, Pennsylvania
5294. North Lebanon township, Pennsylvania	5326. Skippack township, Pennsylvania	5357. Upper Uwchlan township, Pennsylvania
5295. North Middleton township, Pennsylvania	5327. Somerset township, Pennsylvania	5358. Uwchlan township, Pennsylvania
5296. North Strabane township, Pennsylvania	5328. South Fayette township, Pennsylvania	5359. Warrington township, Pennsylvania
5297. North Union township, Pennsylvania	5329. South Lebanon township, Pennsylvania	5360. Warwick township, Pennsylvania
5298. North Whitehall township, Pennsylvania	5330. South Middleton township, Pennsylvania	5361. Warwick township, Pennsylvania
5299. Palmer township, Pennsylvania	5331. South Park township, Pennsylvania	5362. Washington city, Pennsylvania
5300. Patton township, Pennsylvania	5332. South Union township, Pennsylvania	5363. Washington township, Pennsylvania
5301. Penn township, Pennsylvania	5333. South Whitehall township, Pennsylvania	5364. Waynesboro borough, Pennsylvania
5302. Penn township, Pennsylvania	5334. Spring Garden township, Pennsylvania	5365. West Bradford township, Pennsylvania
5303. Peters township, Pennsylvania	5335. Spring township, Pennsylvania	5366. West Chester borough, Pennsylvania
5304. Phoenixville borough, Pennsylvania	5336. Springettsbury township, Pennsylvania	5367. West Deer township, Pennsylvania
5305. Pine township, Pennsylvania	5337. Springfield township, Pennsylvania	5368. West Goshen township, Pennsylvania
5306. Plum borough, Pennsylvania	5338. Springfield township, Pennsylvania	5369. West Hanover township, Pennsylvania
5307. Plumstead township, Pennsylvania	5339. St. Marys city, Pennsylvania	5370. West Hempfield township, Pennsylvania
5308. Plymouth township, Pennsylvania	5340. Stroud township, Pennsylvania	5371. West Lampeter township, Pennsylvania
5309. Pocono township, Pennsylvania	5341. Susquehanna township, Pennsylvania	5372. West Manchester township, Pennsylvania
5310. Potter County, Pennsylvania	5342. Swatara township, Pennsylvania	5373. West Mifflin borough, Pennsylvania
5311. Pottstown borough, Pennsylvania	5343. Towamencin township, Pennsylvania	5374. West Norriton township, Pennsylvania
5312. Pottsville city, Pennsylvania	5344. Tredyffrin township, Pennsylvania	5375. West Whiteland township, Pennsylvania
5313. Rapho township, Pennsylvania	5345. Unity township, Pennsylvania	5376. Westtown township, Pennsylvania
5314. Richland township, Pennsylvania	5346. Upper Allen township, Pennsylvania	5377. White township, Pennsylvania
5315. Richland township, Pennsylvania	5347. Upper Chichester township, Pennsylvania	5378. Whitehall borough, Pennsylvania
5316. Richland township, Pennsylvania	5348. Upper Dublin township, Pennsylvania	
5317. Robinson township, Pennsylvania	5349. Upper Gwynedd township, Pennsylvania	
5318. Rostraver township, Pennsylvania	5350. Upper Macungie township, Pennsylvania	
5319. Salisbury township, Pennsylvania		

5379.	Whitehall township, Pennsylvania	5407.	Gurabo Municipio, Puerto Rico *	5434.	Añasco Municipio, Puerto Rico
5380.	Whitemarsh township, Pennsylvania	5408.	Hatillo Municipio, Puerto Rico *	5435.	Arroyo Municipio, Puerto Rico
5381.	Whitpain township, Pennsylvania	5409.	Humacao Municipio, Puerto Rico *	5436.	Barceloneta Municipio, Puerto Rico
5382.	Wilkinsburg borough, Pennsylvania	5410.	Isabela Municipio, Puerto Rico *	5437.	Barranquitas Municipio, Puerto Rico
5383.	Williamsport city, Pennsylvania	5411.	Juana Díaz Municipio, Puerto Rico *	5438.	Cataño Municipio, Puerto Rico
5384.	Willistown township, Pennsylvania	5412.	Juncos Municipio, Puerto Rico *	5439.	Ceiba Municipio, Puerto Rico
5385.	Windsor township, Pennsylvania	5413.	Las Piedras Municipio, Puerto Rico *	5440.	Ciales Municipio, Puerto Rico
5386.	Worcester township, Pennsylvania	5414.	Manatí Municipio, Puerto Rico *	5441.	Comerio Municipio, Puerto Rico
5387.	Wyoming County, Pennsylvania	5415.	Mayagüez Municipio, Puerto Rico *	5442.	Fajardo Municipio, Puerto Rico
5388.	Wyomissing borough, Pennsylvania	5416.	Moca Municipio, Puerto Rico *	5443.	Florida Municipio, Puerto Rico
5389.	Yeadon borough, Pennsylvania	5417.	Morovis Municipio, Puerto Rico *	5444.	Guánica Municipio, Puerto Rico
5390.	York township, Pennsylvania	5418.	Ponce Municipio, Puerto Rico *	5445.	Guayanilla Municipio, Puerto Rico
5391.	Aguada Municipio, Puerto Rico *	5419.	Río Grande Municipio, Puerto Rico *	5446.	Hormigueros Municipio, Puerto Rico
5392.	Aguadilla Municipio, Puerto Rico *	5420.	San Germán Municipio, Puerto Rico *	5447.	Jayuya Municipio, Puerto Rico
5393.	Arecibo Municipio, Puerto Rico *	5421.	San Juan Municipio, Puerto Rico *	5448.	Lajas Municipio, Puerto Rico
5394.	Bayamón Municipio, Puerto Rico *	5422.	San Lorenzo Municipio, Puerto Rico *	5449.	Lares Municipio, Puerto Rico
5395.	Cabo Rojo Municipio, Puerto Rico *	5423.	San Sebastián Municipio, Puerto Rico *	5450.	Loíza Municipio, Puerto Rico
5396.	Caguas Municipio, Puerto Rico *	5424.	Toa Alta Municipio, Puerto Rico *	5451.	Luquillo Municipio, Puerto Rico
5397.	Camuy Municipio, Puerto Rico *	5425.	Toa Baja Municipio, Puerto Rico *	5452.	Maunabo Municipio, Puerto Rico
5398.	Canóvanas Municipio, Puerto Rico *	5426.	Trujillo Alto Municipio, Puerto Rico *	5453.	Naguabo Municipio, Puerto Rico
5399.	Carolina Municipio, Puerto Rico *	5427.	Vega Alta Municipio, Puerto Rico *	5454.	Naranjito Municipio, Puerto Rico
5400.	Cayey Municipio, Puerto Rico *	5428.	Vega Baja Municipio, Puerto Rico *	5455.	Orocovis Municipio, Puerto Rico
5401.	Cidra Municipio, Puerto Rico *	5429.	Yabucoa Municipio, Puerto Rico *	5456.	Patillas Municipio, Puerto Rico
5402.	Coamo Municipio, Puerto Rico *	5430.	Yauco Municipio, Puerto Rico *	5457.	Peñuelas Municipio, Puerto Rico
5403.	Corozal Municipio, Puerto Rico *	5431.	Adjuntas Municipio, Puerto Rico	5458.	Quebradillas Municipio, Puerto Rico
5404.	Dorado Municipio, Puerto Rico *	5432.	Aguas Buenas Municipio, Puerto Rico	5459.	Rincón Municipio, Puerto Rico
5405.	Guayama Municipio, Puerto Rico *	5433.	Aibonito Municipio, Puerto Rico	5460.	Sabana Grande Municipio, Puerto Rico
5406.	Guaynabo Municipio, Puerto Rico *			5461.	Salinas Municipio, Puerto Rico
				5462.	Santa Isabel Municipio, Puerto Rico
				5463.	Utua Municipio, Puerto Rico

5464.	Villalba Municipio, Puerto Rico	5499.	Berkeley County, South Carolina *	5527.	Mount Pleasant town, South Carolina *
5465.	Coventry town, Rhode Island *	5500.	Charleston city, South Carolina *	5528.	Myrtle Beach city, South Carolina *
5466.	Cranston city, Rhode Island *	5501.	Charleston County, South Carolina *	5529.	Newberry County, South Carolina *
5467.	Cumberland town, Rhode Island *	5502.	Cherokee County, South Carolina *	5530.	North Charleston city, South Carolina *
5468.	East Providence city, Rhode Island *	5503.	Chester County, South Carolina *	5531.	Oconee County, South Carolina *
5469.	North Providence town, Rhode Island *	5504.	Chesterfield County, South Carolina *	5532.	Orangeburg County, South Carolina *
5470.	Pawtucket city, Rhode Island *	5505.	Clarendon County, South Carolina *	5533.	Pickens County, South Carolina *
5471.	Providence city, Rhode Island *	5506.	Colleton County, South Carolina *	5534.	Richland County, South Carolina *
5472.	South Kingstown town, Rhode Island *	5507.	Columbia city, South Carolina *	5535.	Rock Hill city, South Carolina *
5473.	Warwick city, Rhode Island *	5508.	Darlington County, South Carolina *	5536.	Spartanburg city, South Carolina *
5474.	Woonsocket city, Rhode Island *	5509.	Dillon County, South Carolina *	5537.	Spartanburg County, South Carolina *
5475.	Barrington town, Rhode Island	5510.	Dorchester County, South Carolina *	5538.	Summerville town, South Carolina *
5476.	Bristol town, Rhode Island	5511.	Florence city, South Carolina *	5539.	Sumter city, South Carolina *
5477.	Burrillville town, Rhode Island	5512.	Florence County, South Carolina *	5540.	Sumter County, South Carolina *
5478.	Central Falls city, Rhode Island	5513.	Georgetown County, South Carolina *	5541.	Williamsburg County, South Carolina *
5479.	East Greenwich town, Rhode Island	5514.	Goose Creek city, South Carolina *	5542.	York County, South Carolina *
5480.	Glocester town, Rhode Island	5515.	Greenville city, South Carolina *	5543.	Abbeville County, South Carolina
5481.	Johnston town, Rhode Island	5516.	Greenville County, South Carolina *	5544.	Anderson city, South Carolina
5482.	Lincoln town, Rhode Island	5517.	Greenwood County, South Carolina *	5545.	Bamberg County, South Carolina
5483.	Middletown town, Rhode Island	5518.	Greer city, South Carolina *	5546.	Barnwell County, South Carolina
5484.	Narragansett town, Rhode Island	5519.	Hilton Head Island town, South Carolina *	5547.	Beaufort city, South Carolina
5485.	Newport city, Rhode Island	5520.	Horry County, South Carolina *	5548.	Bluffton town, South Carolina
5486.	North Kingstown town, Rhode Island	5521.	Jasper County, South Carolina *	5549.	Calhoun County, South Carolina
5487.	North Smithfield town, Rhode Island	5522.	Kershaw County, South Carolina *	5550.	Cayce city, South Carolina
5488.	Portsmouth town, Rhode Island	5523.	Lancaster County, South Carolina *	5551.	Clemson city, South Carolina
5489.	Scituate town, Rhode Island	5524.	Laurens County, South Carolina *	5552.	Conway city, South Carolina
5490.	Smithfield town, Rhode Island	5525.	Lexington County, South Carolina *	5553.	Easley city, South Carolina
5491.	Tiverton town, Rhode Island	5526.	Marion County, South Carolina *	5554.	Edgefield County, South Carolina
5492.	Warren town, Rhode Island			5555.	Fairfield County, South Carolina
5493.	West Warwick town, Rhode Island			5556.	Forest Acres city, South Carolina
5494.	Westerly town, Rhode Island			5557.	Fort Mill town, South Carolina
5495.	Aiken city, South Carolina *			5558.	Fountain Inn city, South Carolina
5496.	Aiken County, South Carolina *				
5497.	Anderson County, South Carolina *				
5498.	Beaufort County, South Carolina *				

5559.	Gaffney city, South Carolina	5594.	Codington County, South Dakota	5639.	Greene County, Tennessee *
5560.	Greenwood city, South Carolina	5595.	Davison County, South Dakota	5640.	Hamblen County, Tennessee *
5561.	Hampton County, South Carolina	5596.	Hughes County, South Dakota	5641.	Hamilton County, Tennessee *
5562.	Hanahan city, South Carolina	5597.	Huron city, South Dakota	5642.	Hawkins County, Tennessee *
5563.	Irmo town, South Carolina	5598.	Lake County, South Dakota	5643.	Hendersonville city, Tennessee *
5564.	James Island town, South Carolina	5599.	Lawrence County, South Dakota	5644.	Henry County, Tennessee *
5565.	Lee County, South Carolina	5600.	Meade County, South Dakota	5645.	Jackson city, Tennessee *
5566.	Lexington town, South Carolina	5601.	Mitchell city, South Dakota	5646.	Jefferson County, Tennessee *
5567.	Marlboro County, South Carolina	5602.	Oglala Lakota County, South Dakota	5647.	Johnson City city, Tennessee *
5568.	Mauldin city, South Carolina	5603.	Pierre city, South Dakota	5648.	Kingsport city, Tennessee *
5569.	Moncks Corner town, South Carolina	5604.	Roberts County, South Dakota	5649.	Knox County, Tennessee *
5570.	Newberry city, South Carolina	5605.	Spearfish city, South Dakota	5650.	Knoxville city, Tennessee *
5571.	North Augusta city, South Carolina	5606.	Todd County, South Dakota	5651.	La Vergne city, Tennessee *
5572.	North Myrtle Beach city, South Carolina	5607.	Union County, South Dakota	5652.	Lawrence County, Tennessee *
5573.	Orangeburg city, South Carolina	5608.	Vermillion city, South Dakota	5653.	Lebanon city, Tennessee *
5574.	Port Royal town, South Carolina	5609.	Watertown city, South Dakota	5654.	Lincoln County, Tennessee *
5575.	Saluda County, South Carolina	5610.	Yankton city, South Dakota	5655.	Loudon County, Tennessee *
5576.	Simpsonville city, South Carolina	5611.	Yankton County, South Dakota	5656.	Madison County, Tennessee *
5577.	Tega Cay city, South Carolina	5612.	Anderson County, Tennessee *	5657.	Marshall County, Tennessee *
5578.	Union County, South Carolina	5613.	Bartlett city, Tennessee *	5658.	Maury County, Tennessee *
5579.	West Columbia city, South Carolina	5614.	Bedford County, Tennessee *	5659.	McMinn County, Tennessee *
5580.	Brookings County, South Dakota *	5615.	Blount County, Tennessee *	5660.	Memphis city, Tennessee *
5581.	Brown County, South Dakota *	5616.	Bradley County, Tennessee *	5661.	Monroe County, Tennessee *
5582.	Lincoln County, South Dakota *	5617.	Brentwood city, Tennessee *	5662.	Montgomery County, Tennessee *
5583.	Minnehaha County, South Dakota *	5618.	Campbell County, Tennessee *	5663.	Morristown city, Tennessee *
5584.	Pennington County, South Dakota *	5619.	Carter County, Tennessee *	5664.	Mount Juliet city, Tennessee *
5585.	Rapid City city, South Dakota *	5620.	Chattanooga city, Tennessee *	5665.	Murfreesboro city, Tennessee *
5586.	Sioux Falls city, South Dakota *	5621.	Cheatham County, Tennessee *	5666.	Nashville-Davidson metropolitan government, Tennessee *
5587.	Aberdeen city, South Dakota	5622.	Claiborne County, Tennessee *	5667.	Obion County, Tennessee *
5588.	Beadle County, South Dakota	5623.	Clarksville city, Tennessee *	5668.	Putnam County, Tennessee *
5589.	Box Elder city, South Dakota	5624.	Cleveland city, Tennessee *	5669.	Rhea County, Tennessee *
5590.	Brandon city, South Dakota	5625.	Cocke County, Tennessee *	5670.	Roane County, Tennessee *
5591.	Brookings city, South Dakota	5626.	Coffee County, Tennessee *	5671.	Robertson County, Tennessee *
5592.	Butte County, South Dakota	5627.	Collierville town, Tennessee *	5672.	Rutherford County, Tennessee *
5593.	Clay County, South Dakota	5628.	Columbia city, Tennessee *	5673.	Sevier County, Tennessee *
		5629.	Cookeville city, Tennessee *	5674.	Shelby County, Tennessee *
		5630.	Cumberland County, Tennessee *	5675.	Smyrna town, Tennessee *
		5631.	Dickson County, Tennessee *	5676.	Spring Hill city, Tennessee *
		5632.	Dyer County, Tennessee *	5677.	Sullivan County, Tennessee *
		5633.	Fayette County, Tennessee *	5678.	Sumner County, Tennessee *
		5634.	Franklin city, Tennessee *	5679.	Tipton County, Tennessee *
		5635.	Franklin County, Tennessee *	5680.	Warren County, Tennessee *
		5636.	Gallatin city, Tennessee *	5681.	Washington County, Tennessee *
		5637.	Germantown city, Tennessee *	5682.	Weakley County, Tennessee *
		5638.	Gibson County, Tennessee *	5683.	Williamson County, Tennessee *

5684.	Wilson County, Tennessee *	5737.	Paris city, Tennessee	5792.	Comal County, Texas *
5685.	Arlington town, Tennessee	5738.	Polk County, Tennessee	5793.	Conroe city, Texas *
5686.	Athens city, Tennessee	5739.	Portland city, Tennessee	5794.	Cooke County, Texas *
5687.	Benton County, Tennessee	5740.	Red Bank city, Tennessee	5795.	Coppell city, Texas *
5688.	Bledsoe County, Tennessee	5741.	Scott County, Tennessee	5796.	Copperas Cove city, Texas *
5689.	Bristol city, Tennessee	5742.	Sequatchie County, Tennessee	5797.	Corpus Christi city, Texas *
5690.	Cannon County, Tennessee	5743.	Sevierville city, Tennessee	5798.	Coryell County, Texas *
5691.	Carroll County, Tennessee	5744.	Shelbyville city, Tennessee	5799.	Dallas city, Texas *
5692.	Chester County, Tennessee	5745.	Smith County, Tennessee	5800.	Dallas County, Texas *
5693.	Clinton city, Tennessee	5746.	Soddy-Daisy city, Tennessee	5801.	Deer Park city, Texas *
5694.	Collegedale city, Tennessee	5747.	Springfield city, Tennessee	5802.	Del Rio city, Texas *
5695.	Crockett County, Tennessee	5748.	Stewart County, Tennessee	5803.	Denton city, Texas *
5696.	Crossville city, Tennessee	5749.	Tulahoma city, Tennessee	5804.	Denton County, Texas *
5697.	Decatur County, Tennessee	5750.	Unicoi County, Tennessee	5805.	DeSoto city, Texas *
5698.	DeKalb County, Tennessee	5751.	Union City city, Tennessee	5806.	Duncanville city, Texas *
5699.	Dickson city, Tennessee	5752.	Union County, Tennessee	5807.	Ector County, Texas *
5700.	Dyersburg city, Tennessee	5753.	Wayne County, Tennessee	5808.	Edinburg city, Texas *
5701.	East Ridge city, Tennessee	5754.	White County, Tennessee	5809.	El Paso city, Texas *
5702.	Elizabethton city, Tennessee	5755.	White House city, Tennessee	5810.	El Paso County, Texas *
5703.	Farragut town, Tennessee	5756.	Abilene city, Texas *	5811.	Ellis County, Texas *
5704.	Fentress County, Tennessee	5757.	Allen city, Texas *	5812.	Erath County, Texas *
5705.	Giles County, Tennessee	5758.	Amarillo city, Texas *	5813.	Eules city, Texas *
5706.	Goodlettsville city, Tennessee	5759.	Anderson County, Texas *	5814.	Fannin County, Texas *
5707.	Grainger County, Tennessee	5760.	Angelina County, Texas *	5815.	Farmers Branch city, Texas *
5708.	Greeneville town, Tennessee	5761.	Arlington city, Texas *	5816.	Flower Mound town, Texas *
5709.	Grundy County, Tennessee	5762.	Atascosa County, Texas *	5817.	Fort Bend County, Texas *
5710.	Hardeman County, Tennessee	5763.	Austin city, Texas *	5818.	Fort Worth city, Texas *
5711.	Hardin County, Tennessee	5764.	Austin County, Texas *	5819.	Friendswood city, Texas *
5712.	Hartsville/Trousdale County, Tennessee	5765.	Bastrop County, Texas *	5820.	Frisco city, Texas *
5713.	Haywood County, Tennessee	5766.	Baytown city, Texas *	5821.	Galveston city, Texas *
5714.	Henderson County, Tennessee	5767.	Beaumont city, Texas *	5822.	Galveston County, Texas *
5715.	Hickman County, Tennessee	5768.	Bedford city, Texas *	5823.	Garland city, Texas *
5716.	Humphreys County, Tennessee	5769.	Bee County, Texas *	5824.	Georgetown city, Texas *
5717.	Jackson County, Tennessee	5770.	Bell County, Texas *	5825.	Grand Prairie city, Texas *
5718.	Johnson County, Tennessee	5771.	Bexar County, Texas *	5826.	Grapevine city, Texas *
5719.	Lakeland city, Tennessee	5772.	Bowie County, Texas *	5827.	Grayson County, Texas *
5720.	Lauderdale County, Tennessee	5773.	Brazoria County, Texas *	5828.	Gregg County, Texas *
5721.	Lawrenceburg city, Tennessee	5774.	Brazos County, Texas *	5829.	Guadalupe County, Texas *
5722.	Lewis County, Tennessee	5775.	Brown County, Texas *	5830.	Hale County, Texas *
5723.	Lewisburg city, Tennessee	5776.	Brownsville city, Texas *	5831.	Haltom City city, Texas *
5724.	Macon County, Tennessee	5777.	Bryan city, Texas *	5832.	Hardin County, Texas *
5725.	Manchester city, Tennessee	5778.	Burleson city, Texas *	5833.	Harker Heights city, Texas *
5726.	Marion County, Tennessee	5779.	Burnet County, Texas *	5834.	Harlingen city, Texas *
5727.	Martin city, Tennessee	5780.	Caldwell County, Texas *	5835.	Harris County, Texas *
5728.	Maryville city, Tennessee	5781.	Cameron County, Texas *	5836.	Harrison County, Texas *
5729.	McMinnville city, Tennessee	5782.	Carrollton city, Texas *	5837.	Hays County, Texas *
5730.	McNairy County, Tennessee	5783.	Cass County, Texas *	5838.	Henderson County, Texas *
5731.	Meigs County, Tennessee	5784.	Cedar Hill city, Texas *	5839.	Hidalgo County, Texas *
5732.	Millington city, Tennessee	5785.	Cedar Park city, Texas *	5840.	Hill County, Texas *
5733.	Morgan County, Tennessee	5786.	Chambers County, Texas *	5841.	Hood County, Texas *
5734.	Nolensville town, Tennessee	5787.	Cherokee County, Texas *	5842.	Hopkins County, Texas *
5735.	Oak Ridge city, Tennessee	5788.	Cibolo city, Texas *	5843.	Houston city, Texas *
5736.	Overton County, Tennessee	5789.	Cleburne city, Texas *	5844.	Howard County, Texas *
		5790.	College Station city, Texas *	5845.	Hunt County, Texas *
		5791.	Collin County, Texas *	5846.	Huntsville city, Texas *

5847.	Hurst city, Texas *	5901.	Polk County, Texas *	5956.	Alamo city, Texas
5848.	Irving city, Texas *	5902.	Port Arthur city, Texas *	5957.	Alice city, Texas
5849.	Jasper County, Texas *	5903.	Potter County, Texas *	5958.	Alton city, Texas
5850.	Jefferson County, Texas *	5904.	Randall County, Texas *	5959.	Alvin city, Texas
5851.	Jim Wells County, Texas *	5905.	Richardson city, Texas *	5960.	Andrews city, Texas
5852.	Johnson County, Texas *	5906.	Rockwall city, Texas *	5961.	Andrews County, Texas
5853.	Kaufman County, Texas *	5907.	Rockwall County, Texas *	5962.	Angleton city, Texas
5854.	Keller city, Texas *	5908.	Rosenberg city, Texas *	5963.	Anna city, Texas
5855.	Kendall County, Texas *	5909.	Round Rock city, Texas *	5964.	Aranas County, Texas
5856.	Kerr County, Texas *	5910.	Rowlett city, Texas *	5965.	Athens city, Texas
5857.	Killeen city, Texas *	5911.	Rusk County, Texas *	5966.	Azle city, Texas
5858.	Kleberg County, Texas *	5912.	San Angelo city, Texas *	5967.	Balch Springs city, Texas
5859.	Kyle city, Texas *	5913.	San Antonio city, Texas *	5968.	Bandera County, Texas
5860.	La Porte city, Texas *	5914.	San Juan city, Texas *	5969.	Bay City city, Texas
5861.	Lamar County, Texas *	5915.	San Marcos city, Texas *	5970.	Beeville city, Texas
5862.	Lancaster city, Texas *	5916.	San Patricio County, Texas *	5971.	Bellaire city, Texas
5863.	Laredo city, Texas *	5917.	Schertz city, Texas *	5972.	Bellmead city, Texas
5864.	League City city, Texas *	5918.	Sherman city, Texas *	5973.	Belton city, Texas
5865.	Leander city, Texas *	5919.	Smith County, Texas *	5974.	Benbrook city, Texas
5866.	Lewisville city, Texas *	5920.	Socorro city, Texas *	5975.	Big Spring city, Texas
5867.	Liberty County, Texas *	5921.	Southlake city, Texas *	5976.	Blanco County, Texas
5868.	Little Elm city, Texas *	5922.	Starr County, Texas *	5977.	Boerne city, Texas
5869.	Longview city, Texas *	5923.	Sugar Land city, Texas *	5978.	Bonham city, Texas
5870.	Lubbock city, Texas *	5924.	Tarrant County, Texas *	5979.	Borger city, Texas
5871.	Lubbock County, Texas *	5925.	Taylor County, Texas *	5980.	Bosque County, Texas
5872.	Lufkin city, Texas *	5926.	Temple city, Texas *	5981.	Brenham city, Texas
5873.	Mansfield city, Texas *	5927.	Texarkana city, Texas *	5982.	Brownwood city, Texas
5874.	Matagorda County, Texas *	5928.	Texas City city, Texas *	5983.	Buda city, Texas
5875.	Maverick County, Texas *	5929.	The Colony city, Texas *	5984.	Burkburnett city, Texas
5876.	McAllen city, Texas *	5930.	Titus County, Texas *	5985.	Burleson County, Texas
5877.	McKinney city, Texas *	5931.	Tom Green County, Texas *	5986.	Calhoun County, Texas
5878.	McLennan County, Texas *	5932.	Travis County, Texas *	5987.	Callahan County, Texas
5879.	Medina County, Texas *	5933.	Tyler city, Texas *	5988.	Camp County, Texas
5880.	Mesquite city, Texas *	5934.	Upshur County, Texas *	5989.	Canyon city, Texas
5881.	Midland city, Texas *	5935.	Val Verde County, Texas *	5990.	Celina city, Texas
5882.	Midland County, Texas *	5936.	Van Zandt County, Texas *	5991.	Clay County, Texas
5883.	Midlothian city, Texas *	5937.	Victoria city, Texas *	5992.	Clute city, Texas
5884.	Mission city, Texas *	5938.	Victoria County, Texas *	5993.	Colleyville city, Texas
5885.	Missouri City city, Texas *	5939.	Waco city, Texas *	5994.	Colorado County, Texas
5886.	Montgomery County, Texas *	5940.	Walker County, Texas *	5995.	Comanche County, Texas
5887.	Nacogdoches city, Texas *	5941.	Waller County, Texas *	5996.	Converse city, Texas
5888.	Nacogdoches County, Texas *	5942.	Washington County, Texas *	5997.	Corinth city, Texas
5889.	Navarro County, Texas *	5943.	Waxahachie city, Texas *	5998.	Corsicana city, Texas
5890.	New Braunfels city, Texas *	5944.	Weatherford city, Texas *	5999.	Crowley city, Texas
5891.	North Richland Hills city, Texas *	5945.	Webb County, Texas *	6000.	Dawson County, Texas
5892.	Nueces County, Texas *	5946.	Weslaco city, Texas *	6001.	Deaf Smith County, Texas
5893.	Odessa city, Texas *	5947.	Wharton County, Texas *	6002.	Denison city, Texas
5894.	Orange County, Texas *	5948.	Wichita County, Texas *	6003.	DeWitt County, Texas
5895.	Parker County, Texas *	5949.	Wichita Falls city, Texas *	6004.	Dickinson city, Texas
5896.	Pasadena city, Texas *	5950.	Williamson County, Texas *	6005.	Dimmit County, Texas
5897.	Pearland city, Texas *	5951.	Wilson County, Texas *	6006.	Donna city, Texas
5898.	Pflugerville city, Texas *	5952.	Wise County, Texas *	6007.	Dumas city, Texas
5899.	Pharr city, Texas *	5953.	Wood County, Texas *	6008.	Duval County, Texas
5900.	Plano city, Texas *	5954.	Wylie city, Texas *	6009.	Eagle Pass city, Texas
		5955.	Addison town, Texas	6010.	Eastland County, Texas



6011.	El Campo city, Texas	6066.	Leon County, Texas	6121.	Sabine County, Texas
6012.	Elgin city, Texas	6067.	Leon Valley city, Texas	6122.	Sachse city, Texas
6013.	Ennis city, Texas	6068.	Levelland city, Texas	6123.	Saginaw city, Texas
6014.	Fair Oaks Ranch city, Texas	6069.	Limestone County, Texas	6124.	San Benito city, Texas
6015.	Falls County, Texas	6070.	Live Oak city, Texas	6125.	San Jacinto County, Texas
6016.	Fate city, Texas	6071.	Live Oak County, Texas	6126.	Santa Fe city, Texas
6017.	Fayette County, Texas	6072.	Llano County, Texas	6127.	Scurry County, Texas
6018.	Forest Hill city, Texas	6073.	Lockhart city, Texas	6128.	Seabrook city, Texas
6019.	Forney city, Texas	6074.	Lumberton city, Texas	6129.	Seagoville city, Texas
6020.	Franklin County, Texas	6075.	Madison County, Texas	6130.	Seguin city, Texas
6021.	Fredericksburg city, Texas	6076.	Manor city, Texas	6131.	Selma city, Texas
6022.	Freeport city, Texas	6077.	Manvel city, Texas	6132.	Shelby County, Texas
6023.	Freestone County, Texas	6078.	Marshall city, Texas	6133.	Snyder city, Texas
6024.	Frio County, Texas	6079.	Melissa city, Texas	6134.	South Houston city, Texas
6025.	Fulshear city, Texas	6080.	Mercedes city, Texas	6135.	Stafford city, Texas
6026.	Gaines County, Texas	6081.	Milam County, Texas	6136.	Stephenville city, Texas
6027.	Gainesville city, Texas	6082.	Mineral Wells city, Texas	6137.	Sulphur Springs city, Texas
6028.	Galena Park city, Texas	6083.	Montague County, Texas	6138.	Sweetwater city, Texas
6029.	Gatesville city, Texas	6084.	Moore County, Texas	6139.	Taylor city, Texas
6030.	Gillespie County, Texas	6085.	Morris County, Texas	6140.	Terrell city, Texas
6031.	Glenn Heights city, Texas	6086.	Mount Pleasant city, Texas	6141.	Terry County, Texas
6032.	Gonzales County, Texas	6087.	Murphy city, Texas	6142.	Tomball city, Texas
6033.	Granbury city, Texas	6088.	Nederland city, Texas	6143.	Trinity County, Texas
6034.	Gray County, Texas	6089.	Newton County, Texas	6144.	Trophy Club town, Texas
6035.	Greenville city, Texas	6090.	Nolan County, Texas	6145.	Tyler County, Texas
6036.	Grimes County, Texas	6091.	Orange city, Texas	6146.	Universal City city, Texas
6037.	Groves city, Texas	6092.	Palestine city, Texas	6147.	University Park city, Texas
6038.	Henderson city, Texas	6093.	Palo Pinto County, Texas	6148.	Uvalde city, Texas
6039.	Hereford city, Texas	6094.	Pampa city, Texas	6149.	Uvalde County, Texas
6040.	Hewitt city, Texas	6095.	Panola County, Texas	6150.	Vernon city, Texas
6041.	Hidalgo city, Texas	6096.	Paris city, Texas	6151.	Vidor city, Texas
6042.	Highland Village city, Texas	6097.	Pearsall city, Texas	6152.	Ward County, Texas
6043.	Hockley County, Texas	6098.	Pecos city, Texas	6153.	Watauga city, Texas
6044.	Horizon City city, Texas	6099.	Pecos County, Texas	6154.	Webster city, Texas
6045.	Houston County, Texas	6100.	Plainview city, Texas	6155.	West University Place city, Texas
6046.	Humble city, Texas	6101.	Pleasanton city, Texas	6156.	White Settlement city, Texas
6047.	Hutchinson County, Texas	6102.	Port Lavaca city, Texas	6157.	Wilbarger County, Texas
6048.	Hutto city, Texas	6103.	Port Neches city, Texas	6158.	Willacy County, Texas
6049.	Ingleside city, Texas	6104.	Portland city, Texas	6159.	Young County, Texas
6050.	Jacinto City city, Texas	6105.	Princeton city, Texas	6160.	Zapata County, Texas
6051.	Jackson County, Texas	6106.	Prosper town, Texas	6161.	Zavala County, Texas
6052.	Jacksonville city, Texas	6107.	Rains County, Texas	6162.	American Fork city, Utah *
6053.	Jones County, Texas	6108.	Raymondville city, Texas	6163.	Bountiful city, Utah *
6054.	Karnes County, Texas	6109.	Red Oak city, Texas	6164.	Box Elder County, Utah *
6055.	Katy city, Texas	6110.	Red River County, Texas	6165.	Cache County, Utah *
6056.	Kerrville city, Texas	6111.	Reeves County, Texas	6166.	Cedar City city, Utah *
6057.	Kilgore city, Texas	6112.	Richmond city, Texas	6167.	Clearfield city, Utah *
6058.	Kingsville city, Texas	6113.	Rio Grande City city, Texas	6168.	Cottonwood Heights city, Utah *
6059.	La Marque city, Texas	6114.	Robertson County, Texas	6169.	Davis County, Utah *
6060.	Lake Jackson city, Texas	6115.	Robinson city, Texas	6170.	Draper city, Utah *
6061.	Lakeway city, Texas	6116.	Robstown city, Texas	6171.	Eagle Mountain city, Utah *
6062.	Lamb County, Texas	6117.	Rockport city, Texas	6172.	Herriman city, Utah *
6063.	Lampasas County, Texas	6118.	Roma city, Texas	6173.	Holladay city, Utah *
6064.	Lavaca County, Texas	6119.	Royse City city, Texas		
6065.	Lee County, Texas	6120.	Runnels County, Texas		

6174.	Iron County, Utah *	6228.	Millard County, Utah	6279.	Caroline County, Virginia *
6175.	Kaysville city, Utah *	6229.	Morgan County, Utah	6280.	Charlottesville city, Virginia *
6176.	Kearns metro township, Utah *	6230.	North Logan city, Utah	6281.	Chesapeake city, Virginia *
6177.	Layton city, Utah *	6231.	North Ogden city, Utah	6282.	Chesterfield County, Virginia *
6178.	Lehi city, Utah *	6232.	North Salt Lake city, Utah	6283.	Culpeper County, Virginia *
6179.	Logan city, Utah *	6233.	Payson city, Utah	6284.	Danville city, Virginia *
6180.	Midvale city, Utah *	6234.	Pleasant View city, Utah	6285.	Fairfax County, Virginia *
6181.	Millcreek city, Utah *	6235.	San Juan County, Utah	6286.	Fauquier County, Virginia *
6182.	Murray city, Utah *	6236.	Santaquin city, Utah	6287.	Franklin County, Virginia *
6183.	Ogden city, Utah *	6237.	Sevier County, Utah	6288.	Frederick County, Virginia *
6184.	Orem city, Utah *	6238.	Smithfield city, Utah	6289.	Gloucester County, Virginia *
6185.	Pleasant Grove city, Utah *	6239.	South Ogden city, Utah	6290.	Halifax County, Virginia *
6186.	Provo city, Utah *	6240.	South Salt Lake city, Utah	6291.	Hampton city, Virginia *
6187.	Riverton city, Utah *	6241.	Vernal city, Utah	6292.	Hanover County, Virginia *
6188.	Roy city, Utah *	6242.	Vineyard town, Utah	6293.	Harrisonburg city, Virginia *
6189.	Salt Lake City city, Utah *	6243.	Washington city, Utah	6294.	Henrico County, Virginia *
6190.	Salt Lake County, Utah *	6244.	West Haven city, Utah	6295.	Henry County, Virginia *
6191.	Sandy city, Utah *	6245.	West Point city, Utah	6296.	Isle of Wight County, Virginia *
6192.	Sanpete County, Utah *	6246.	Woods Cross city, Utah	6297.	James City County, Virginia *
6193.	Saratoga Springs city, Utah *	6247.	Addison County, Vermont *	6298.	Leesburg town, Virginia *
6194.	South Jordan city, Utah *	6248.	Bennington County, Vermont *	6299.	Loudoun County, Virginia *
6195.	Spanish Fork city, Utah *	6249.	Burlington city, Vermont *	6300.	Louisa County, Virginia *
6196.	Springville city, Utah *	6250.	Chittenden County, Vermont *	6301.	Lynchburg city, Virginia *
6197.	St. George city, Utah *	6251.	Franklin County, Vermont *	6302.	Manassas city, Virginia *
6198.	Summit County, Utah *	6252.	Rutland County, Vermont *	6303.	Mecklenburg County, Virginia *
6199.	Syracuse city, Utah *	6253.	Washington County, Vermont *	6304.	Montgomery County, Virginia *
6200.	Taylorsville city, Utah *	6254.	Windham County, Vermont *	6305.	Newport News city, Virginia *
6201.	Tooele city, Utah *	6255.	Windsor County, Vermont *	6306.	Norfolk city, Virginia *
6202.	Tooele County, Utah *	6256.	Bennington town, Vermont	6307.	Orange County, Virginia *
6203.	Uintah County, Utah *	6257.	Brattleboro town, Vermont	6308.	Petersburg city, Virginia *
6204.	Utah County, Utah *	6258.	Caledonia County, Vermont	6309.	Pittsylvania County, Virginia *
6205.	Wasatch County, Utah *	6259.	Colchester town, Vermont	6310.	Portsmouth city, Virginia *
6206.	Washington County, Utah *	6260.	Essex Junction village, Vermont	6311.	Prince George County, Virginia *
6207.	Weber County, Utah *	6261.	Essex town, Vermont	6312.	Prince William County, Virginia *
6208.	West Jordan city, Utah *	6262.	Lamoille County, Vermont	6313.	Pulaski County, Virginia *
6209.	West Valley City city, Utah *	6263.	Milton town, Vermont	6314.	Richmond city, Virginia *
6210.	Alpine city, Utah	6264.	Orange County, Vermont	6315.	Roanoke city, Virginia *
6211.	Bluffdale city, Utah	6265.	Orleans County, Vermont	6316.	Roanoke County, Virginia *
6212.	Brigham City city, Utah	6266.	Rutland city, Vermont	6317.	Rockingham County, Virginia *
6213.	Carbon County, Utah	6267.	South Burlington city, Vermont	6318.	Shenandoah County, Virginia *
6214.	Cedar Hills city, Utah	6268.	Williston town, Vermont	6319.	Smyth County, Virginia *
6215.	Centerville city, Utah	6269.	Accomack County, Virginia *	6320.	Spotsylvania County, Virginia *
6216.	Clinton city, Utah	6270.	Albemarle County, Virginia *	6321.	Stafford County, Virginia *
6217.	Duchesne County, Utah	6271.	Alexandria city, Virginia *	6322.	Suffolk city, Virginia *
6218.	Emery County, Utah	6272.	Amherst County, Virginia *	6323.	Tazewell County, Virginia *
6219.	Farmington city, Utah	6273.	Arlington County, Virginia *		
6220.	Grantsville city, Utah	6274.	Augusta County, Virginia *		
6221.	Heber city, Utah	6275.	Bedford County, Virginia *		
6222.	Highland city, Utah	6276.	Blacksburg town, Virginia *		
6223.	Hurricane city, Utah	6277.	Botetourt County, Virginia *		
6224.	Juab County, Utah	6278.	Campbell County, Virginia *		
6225.	Lindon city, Utah				
6226.	Magna metro township, Utah				
6227.	Mapleton city, Utah				

6324. Virginia Beach city, Virginia *	6376. Prince Edward County, Virginia	6422. Lake Stevens city, Washington *
6325. Warren County, Virginia *	6377. Purcellville town, Virginia	6423. Lakewood city, Washington *
6326. Washington County, Virginia *	6378. Radford city, Virginia	6424. Lewis County, Washington *
6327. Wise County, Virginia *	6379. Rockbridge County, Virginia	6425. Longview city, Washington *
6328. York County, Virginia *	6380. Russell County, Virginia	6426. Lynnwood city, Washington *
6329. Alleghany County, Virginia	6381. Salem city, Virginia	6427. Marysville city, Washington *
6330. Amelia County, Virginia	6382. Scott County, Virginia	6428. Mason County, Washington *
6331. Appomattox County, Virginia	6383. Southampton County, Virginia	6429. Mount Vernon city, Washington *
6332. Bristol city, Virginia	6384. Staunton city, Virginia	6430. Okanogan County, Washington *
6333. Brunswick County, Virginia	6385. Sussex County, Virginia	6431. Olympia city, Washington *
6334. Buchanan County, Virginia	6386. Vienna town, Virginia	6432. Pasco city, Washington *
6335. Buckingham County, Virginia	6387. Warrenton town, Virginia	6433. Pierce County, Washington *
6336. Carroll County, Virginia	6388. Waynesboro city, Virginia	6434. Pullman city, Washington *
6337. Charlotte County, Virginia	6389. Westmoreland County, Virginia	6435. Puyallup city, Washington *
6338. Christiansburg town, Virginia	6390. Williamsburg city, Virginia	6436. Redmond city, Washington *
6339. Clarke County, Virginia	6391. Winchester city, Virginia	6437. Renton city, Washington *
6340. Colonial Heights city, Virginia	6392. Wythe County, Virginia	6438. Richland city, Washington *
6341. Culpeper town, Virginia	6393. Auburn city, Washington *	6439. Sammamish city, Washington *
6342. Dickenson County, Virginia	6394. Bellevue city, Washington *	6440. Seattle city, Washington *
6343. Dinwiddie County, Virginia	6395. Bellingham city, Washington *	6441. Shoreline city, Washington *
6344. Essex County, Virginia	6396. Benton County, Washington *	6442. Skagit County, Washington *
6345. Fairfax city, Virginia	6397. Bothell city, Washington *	6443. Snohomish County, Washington *
6346. Falls Church city, Virginia	6398. Bremerton city, Washington *	6444. Spokane city, Washington *
6347. Floyd County, Virginia	6399. Burien city, Washington *	6445. Spokane County, Washington *
6348. Fluvanna County, Virginia	6400. Chelan County, Washington *	6446. Spokane Valley city, Washington *
6349. Fredericksburg city, Virginia	6401. Clallam County, Washington *	6447. Stevens County, Washington *
6350. Front Royal town, Virginia	6402. Clark County, Washington *	6448. Tacoma city, Washington *
6351. Giles County, Virginia	6403. Cowlitz County, Washington *	6449. Thurston County, Washington *
6352. Goochland County, Virginia	6404. Des Moines city, Washington *	6450. University Place city, Washington *
6353. Grayson County, Virginia	6405. Douglas County, Washington *	6451. Vancouver city, Washington *
6354. Greene County, Virginia	6406. Edmonds city, Washington *	6452. Walla Walla city, Washington *
6355. Greensville County, Virginia	6407. Everett city, Washington *	6453. Walla Walla County, Washington *
6356. Herndon town, Virginia	6408. Federal Way city, Washington *	6454. Wenatchee city, Washington *
6357. Hopewell city, Virginia	6409. Franklin County, Washington *	6455. Whatcom County, Washington *
6358. King George County, Virginia	6410. Grant County, Washington *	6456. Whitman County, Washington *
6359. King William County, Virginia	6411. Grays Harbor County, Washington *	6457. Yakima city, Washington *
6360. Lancaster County, Virginia	6412. Island County, Washington *	6458. Yakima County, Washington *
6361. Lee County, Virginia	6413. Issaquah city, Washington *	6459. Aberdeen city, Washington
6362. Lunenburg County, Virginia	6414. Jefferson County, Washington *	6460. Adams County, Washington
6363. Madison County, Virginia	6415. Kennewick city, Washington *	6461. Anacortes city, Washington
6364. Manassas Park city, Virginia	6416. Kent city, Washington *	6462. Arlington city, Washington
6365. Martinsville city, Virginia	6417. King County, Washington *	6463. Asotin County, Washington
6366. Middlesex County, Virginia	6418. Kirkland city, Washington *	
6367. Nelson County, Virginia	6419. Kitsap County, Washington *	
6368. New Kent County, Virginia	6420. Kittitas County, Washington *	
6369. Northampton County, Virginia	6421. Lacey city, Washington *	
6370. Northumberland County, Virginia		
6371. Nottoway County, Virginia		
6372. Page County, Virginia		
6373. Patrick County, Virginia		
6374. Poquoson city, Virginia		
6375. Powhatan County, Virginia		

6464. Bainbridge Island city, Washington	6510. Tumwater city, Washington	6554. Oconto County, Wisconsin *
6465. Battle Ground city, Washington	6511. Washougal city, Washington	6555. Oneida County, Wisconsin *
6466. Bonney Lake city, Washington	6512. West Richland city, Washington	6556. Oshkosh city, Wisconsin *
6467. Camas city, Washington	6513. Woodinville city, Washington	6557. Outagamie County, Wisconsin *
6468. Centralia city, Washington	6514. Appleton city, Wisconsin *	6558. Ozaukee County, Wisconsin *
6469. Cheney city, Washington	6515. Barron County, Wisconsin *	6559. Pierce County, Wisconsin *
6470. Covington city, Washington	6516. Beloit city, Wisconsin *	6560. Polk County, Wisconsin *
6471. East Wenatchee city, Washington	6517. Brookfield city, Wisconsin *	6561. Portage County, Wisconsin *
6472. Edgewood city, Washington	6518. Brown County, Wisconsin *	6562. Racine city, Wisconsin *
6473. Ellensburg city, Washington	6519. Calumet County, Wisconsin *	6563. Racine County, Wisconsin *
6474. Enumclaw city, Washington	6520. Chippewa County, Wisconsin *	6564. Rock County, Wisconsin *
6475. Ferndale city, Washington	6521. Clark County, Wisconsin *	6565. Sauk County, Wisconsin *
6476. Fife city, Washington	6522. Columbia County, Wisconsin *	6566. Shawano County, Wisconsin *
6477. Gig Harbor city, Washington	6523. Dane County, Wisconsin *	6567. Sheboygan city, Wisconsin *
6478. Grandview city, Washington	6524. Dodge County, Wisconsin *	6568. Sheboygan County, Wisconsin *
6479. Kelso city, Washington	6525. Douglas County, Wisconsin *	6569. St. Croix County, Wisconsin *
6480. Kenmore city, Washington	6526. Dunn County, Wisconsin *	6570. Sun Prairie city, Wisconsin *
6481. Klickitat County, Washington	6527. Eau Claire city, Wisconsin *	6571. Vernon County, Wisconsin *
6482. Lake Forest Park city, Washington	6528. Eau Claire County, Wisconsin *	6572. Walworth County, Wisconsin *
6483. Liberty Lake city, Washington	6529. Fitchburg city, Wisconsin *	6573. Washington County, Wisconsin *
6484. Lincoln County, Washington	6530. Fond du Lac city, Wisconsin *	6574. Waukesha city, Wisconsin *
6485. Lynden city, Washington	6531. Fond du Lac County, Wisconsin *	6575. Waukesha County, Wisconsin *
6486. Maple Valley city, Washington	6532. Franklin city, Wisconsin *	6576. Waupaca County, Wisconsin *
6487. Mercer Island city, Washington	6533. Grant County, Wisconsin *	6577. Wausau city, Wisconsin *
6488. Mill Creek city, Washington	6534. Green Bay city, Wisconsin *	6578. Wauwatosa city, Wisconsin *
6489. Monroe city, Washington	6535. Green County, Wisconsin *	6579. West Allis city, Wisconsin *
6490. Moses Lake city, Washington	6536. Greenfield city, Wisconsin *	6580. West Bend city, Wisconsin *
6491. Mountlake Terrace city, Washington	6537. Janesville city, Wisconsin *	6581. Winnebago County, Wisconsin *
6492. Mukilteo city, Washington	6538. Jefferson County, Wisconsin *	6582. Wood County, Wisconsin *
6493. Newcastle city, Washington	6539. Kenosha city, Wisconsin *	6583. Adams County, Wisconsin
6494. Oak Harbor city, Washington	6540. Kenosha County, Wisconsin *	6584. Allouez village, Wisconsin
6495. Pacific County, Washington	6541. La Crosse city, Wisconsin *	6585. Ashland County, Wisconsin
6496. Pend Oreille County, Washington	6542. La Crosse County, Wisconsin *	6586. Ashwaubenon village, Wisconsin
6497. Port Angeles city, Washington	6543. Madison city, Wisconsin *	6587. Baraboo city, Wisconsin
6498. Port Orchard city, Washington	6544. Manitowoc city, Wisconsin *	6588. Bayfield County, Wisconsin
6499. Poulsbo city, Washington	6545. Manitowoc County, Wisconsin *	6589. Beaver Dam city, Wisconsin
6500. San Juan County, Washington	6546. Marathon County, Wisconsin *	6590. Bellevue village, Wisconsin
6501. SeaTac city, Washington	6547. Marinette County, Wisconsin *	6591. Brown Deer village, Wisconsin
6502. Sedro-Woolley city, Washington	6548. Menomonee Falls village, Wisconsin *	6592. Buffalo County, Wisconsin
6503. Shelton city, Washington	6549. Milwaukee city, Wisconsin *	6593. Burlington city, Wisconsin
6504. Skamania County, Washington	6550. Milwaukee County, Wisconsin *	6594. Burnett County, Wisconsin
6505. Snohomish city, Washington	6551. Monroe County, Wisconsin *	6595. Caledonia village, Wisconsin
6506. Snoqualmie city, Washington	6552. New Berlin city, Wisconsin *	6596. Cedarburg city, Wisconsin
6507. Sumner city, Washington	6553. Oak Creek city, Wisconsin *	6597. Chippewa Falls city, Wisconsin
6508. Sunnyside city, Washington		6598. Crawford County, Wisconsin
6509. Tukwila city, Washington		6599. Cudahy city, Wisconsin

6600.	De Pere city, Wisconsin	6648.	Portage city, Wisconsin	6697.	Riverton city, Wyoming
6601.	DeForest village, Wisconsin	6649.	Price County, Wisconsin	6698.	Rock Springs city, Wyoming
6602.	Door County, Wisconsin	6650.	Richfield village, Wisconsin	6699.	Sheridan city, Wyoming
6603.	Elkhorn city, Wisconsin	6651.	Richland County, Wisconsin	6700.	Teton County, Wyoming
6604.	Fort Atkinson city, Wisconsin	6652.	River Falls city, Wisconsin	6701.	Uinta County, Wyoming
6605.	Fox Crossing village, Wisconsin	6653.	Rusk County, Wisconsin		
6606.	Germantown village, Wisconsin	6654.	Salem Lakes village, Wisconsin		
6607.	Glendale city, Wisconsin	6655.	Sawyer County, Wisconsin		
6608.	Grafton village, Wisconsin	6656.	Shorewood village, Wisconsin		
6609.	Grand Chute town, Wisconsin	6657.	South Milwaukee city, Wisconsin		
6610.	Green Lake County, Wisconsin	6658.	Stevens Point city, Wisconsin		
6611.	Greendale village, Wisconsin	6659.	Stoughton city, Wisconsin		
6612.	Greenville town, Wisconsin	6660.	Suamico village, Wisconsin		
6613.	Harrison village, Wisconsin	6661.	Superior city, Wisconsin		
6614.	Hartford city, Wisconsin	6662.	Sussex village, Wisconsin		
6615.	Hobart village, Wisconsin	6663.	Taylor County, Wisconsin		
6616.	Holmen village, Wisconsin	6664.	Trempealeau County, Wisconsin		
6617.	Howard village, Wisconsin	6665.	Two Rivers city, Wisconsin		
6618.	Hudson city, Wisconsin	6666.	Verona city, Wisconsin		
6619.	Iowa County, Wisconsin	6667.	Vilas County, Wisconsin		
6620.	Jackson County, Wisconsin	6668.	Washburn County, Wisconsin		
6621.	Juneau County, Wisconsin	6669.	Watertown city, Wisconsin		
6622.	Kaukauna city, Wisconsin	6670.	Waunakee village, Wisconsin		
6623.	Kewaunee County, Wisconsin	6671.	Waupun city, Wisconsin		
6624.	Lafayette County, Wisconsin	6672.	Waushara County, Wisconsin		
6625.	Langlade County, Wisconsin	6673.	Weston village, Wisconsin		
6626.	Lincoln County, Wisconsin	6674.	Whitefish Bay village, Wisconsin		
6627.	Lisbon town, Wisconsin	6675.	Whitewater city, Wisconsin		
6628.	Little Chute village, Wisconsin	6676.	Wisconsin Rapids city, Wisconsin		
6629.	Marinette city, Wisconsin	6677.	Albany County, Wyoming *		
6630.	Marquette County, Wisconsin	6678.	Campbell County, Wyoming *		
6631.	Marshfield city, Wisconsin	6679.	Casper city, Wyoming *		
6632.	Menasha city, Wisconsin	6680.	Cheyenne city, Wyoming *		
6633.	Menomonie city, Wisconsin	6681.	Fremont County, Wyoming *		
6634.	Mequon city, Wisconsin	6682.	Gillette city, Wyoming *		
6635.	Middleton city, Wisconsin	6683.	Laramie city, Wyoming *		
6636.	Monroe city, Wisconsin	6684.	Laramie County, Wyoming *		
6637.	Mount Pleasant village, Wisconsin	6685.	Natrona County, Wyoming *		
6638.	Muskego city, Wisconsin	6686.	Sheridan County, Wyoming *		
6639.	Neenah city, Wisconsin	6687.	Sweetwater County, Wyoming *		
6640.	Oconomowoc city, Wisconsin	6688.	Big Horn County, Wyoming		
6641.	Onalaska city, Wisconsin	6689.	Carbon County, Wyoming		
6642.	Oregon village, Wisconsin	6690.	Converse County, Wyoming		
6643.	Pewaukee city, Wisconsin	6691.	Evanston city, Wyoming		
6644.	Platteville city, Wisconsin	6692.	Goshen County, Wyoming		
6645.	Pleasant Prairie village, Wisconsin	6693.	Green River city, Wyoming		
6646.	Plover village, Wisconsin	6694.	Jackson town, Wyoming		
6647.	Port Washington city, Wisconsin	6695.	Lincoln County, Wyoming		
		6696.	Park County, Wyoming		

**EXHIBIT J**

**Settling Distributors' Subsidiaries, Joint Ventures, and Predecessor Entities**

**ABC**

- |  |   |
|--|---|
| 1. A.T. Pharma Consultancy FZC                               | 39. Alliance Healthcare Services France (f/k/a Alliance Healthcare Formation SAS) |
| 2. AB Eurco Ltd  | 40. Alliance Healthcare Technology Services Limited                               |
| 3. AB Financing, LLC   | 41. Alliance Healthcare Turkey Holding A.S.                                       |
| 4. AB Finco Ltd  | 42. Alliance Healthcare Yatirim Holding Anonim Şirketi                            |
| 5. AB Nokco Ltd  | 43. Alliance Home Health Care, Inc.   |
| 6. AB Singapore Investments Pte. Ltd.                        | 44. Alliance UniChem IP Limited   |
| 7. AB Specialty Solutions, LLC                               | 45. Alloga (Nederland) B.V.   |
| 8. ABBP International Company                                | 46. Alloga France SAS   |
| 9. ABSG Canada Holdings, Inc.                                | 47. Alloga Logifarma, S.A.  |
| 10. Access M.D. Inc.   | 48. Alloga Logistica (España) S.L.  |
| 11. AERO LINK Courier GmbH                                   | 49. ALLOGA LOGISTICS ROMANIA SRL  |
| 12. Agri-Laboratories, LTD                                   | 50. Alloga Portugal - Armazenagem e Distribuicao Farmaceutica, Lda                |
| 13. Agstrata, LLC  | 51. Alloga UK Limited   |
| 14. AH Schweiz GmbH  | 52. AllyDVM, Inc.   |
| 15. AH UK Holdco 1 Limited                                   | 53. Almus Farmaceutica, S.A.  |
| 16. Alcura France  | 54. Almus France  |
| 17. Alcura Health España, S.A.                               | 55. Almus Pharmaceuticals Limited   |
| 18. Alcura UK Limited  | 56. Almus, Lda.   |
| 19. Alliance Boots BV  | 57. Alphega SA  |
| 20. Alliance Boots Schweiz Investments GmbH                  | 58. Ambulatory Pharmaceutical Services, Inc.                                      |
| 21. Alliance Health Services, Inc.                           | 59. American Medical Distributors, Inc.   |
| 22. Alliance Healthcare (Distribution) Limited               | 60. American Oncology Network, LLC  |
| 23. Alliance Healthcare Acores (f/k/a Proconfar, S.A.)       | 61. Amerisource Health Services Corporation                                       |
| 24. Alliance Healthcare Ecza Deposu Anonim Şirketi           | 62. Amerisource Health Services, LLC  |
| 25. Alliance Healthcare España Holdings, S.L.                | 63. Amerisource Health Services, LLC d/b/a American Health Packaging              |
| 26. Alliance Healthcare España S.A.                          | 64. Amerisource Heritage Corporation  |
| 27. Alliance Healthcare France SA                            | 65. AmeriSource Heritage LLC  |
| 28. Alliance Healthcare Group France SA                      | 66. Amerisource Receivables Financial Corporation                                 |
| 29. Alliance Healthcare Management Services (Nederland) B.V. | 67. Amerisource Sales Corporation   |
| 30. Alliance Healthcare Management Services Limited          | 68. AmerisourceBergen Associate Assistance Fund                                   |
| 31. Alliance Healthcare Nederland B.V.                       | 69. AmerisourceBergen BC, ULC   |
| 32. Alliance Healthcare Norge AS                             | 70. AmerisourceBergen Canada Corporation  |
| 33. Alliance Healthcare Participações SGPS, unipessoal, Lda. | 71. AmerisourceBergen Canada GP LLC   |
| 34. Alliance Healthcare Répartition                          | 72. AmerisourceBergen Canada GP, LLC  |
| 35. Alliance Healthcare Romania SRL                          | 73. AmerisourceBergen Canada Holdings LP  |
| 36. Alliance Healthcare S.A.                                 | 74. AmerisourceBergen Consulting Services, Inc.                                   |
| 37. Alliance Healthcare s.r.o.                               |   |
| 38. Alliance Healthcare s.r.o. Slovakia Branch               |   |

- |   |   |
|---|---|
| 75. AmerisourceBergen Consulting Services, LLC              | 115. Automed Technologies (Canada) ULC                  |
| 76. AmerisourceBergen Corporation                           | 116. Automed Technologies, Inc.                         |
| 77. AmerisourceBergen Drug Corporation                      | 117. BBC Laboratories                                   |
| 78. AmerisourceBergen Foundation                            | 118. BBC Operating Sub, Inc.                            |
| 79. AmerisourceBergen Global Holdings GmbH                  | 119. BBC Packing Corporation                            |
| 80. AmerisourceBergen Global Investments S.a.r.l.           | 120. BBC Special Packaging, Inc.                        |
| 81. AmerisourceBergen Global Manufacturer Services GmbH     | 121. BBC Transportation Co.                             |
| 82. AmerisourceBergen Group GmbH                            | 122. Beachcourse Limited                                |
| 83. AmerisourceBergen Holding Corporation                   | 123. Bellco Drug Corp.                                  |
| 84. AmerisourceBergen Integrated Services Offering, LLC     | 124. Bellco Health Corp.                                |
| 85. AmerisourceBergen International Holdings Inc.           | 125. Bergen Brunswick Corporation                       |
| 86. AmerisourceBergen International Investments, LLC        | 126. Bergen Brunswick Drug Company                      |
| 87. AmerisourceBergen Luxembourg s.a.r.l.                   | 127. Bergen Brunswick Realty Services, Inc.             |
| 88. AmerisourceBergen Services Corporation                  | 128. Bermuda Equity Holdings, Ltd.                      |
| 89. AmerisourceBergen Sourcing, LLC                         | 129. Beverly Acquisition Corporation                    |
| 90. AmerisourceBergen Specialty Group Canada Corporation    | 130. Blue Hill II, Inc.                                 |
| 91. AmerisourceBergen Specialty Group Canada Holdings, Inc. | 131. Blue Hill, Inc.                                    |
| 92. AmerisourceBergen Specialty Group, Inc.                 | 132. BluePoint Intellectual Property, LLC               |
| 93. AmerisourceBergen Specialty Group, LLC                  | 133. Boots Nederland B.V.                               |
| 94. AmerisourceBergen Swiss Holdings GmbH                   | 134. Boots Norge AS                                     |
| 95. AmerisourceBergen Switzerland GmbH                      | 135. BP Pharmaceuticals Laboratories Unlimited Company  |
| 96. AmerisourceBergen UK Holdings Ltd                       | 136. BPL Brasil Participacoes Ltda.                     |
| 97. Anderson Packaging, Inc.                                | 137. BPL Brazil Holding Company s.a.r.l.                |
| 98. AndersonBrecon Inc.                                     | 138. BPL Brazil, LLC                                    |
| 99. Animal Prescriptions Limited                            | 139. BPL Group, LLC                                     |
| 100. Animalytix LLC   | 140. BPL Pharmaceuticals Holding Unlimited Company      |
| 101. Apluspharma Ltd  | 141. BPLH Ireland Company Dublin, Zug Branch            |
| 102. Apotheek Hagi B.V.                                     | 142. BPLH Ireland Unlimited Company                     |
| 103. Apotheek Lichtenvoorde B.V.                            | 143. Brecon Holdings Limited                            |
| 104. APS Acquisitions Corporation                           | 144. Brecon Pharmaceuticals Holdings Limited            |
| 105. APS Enterprises Holding Company, Inc.                  | 145. Brecon Pharmaceuticals Limited                     |
| 106. Armila UAB   | 146. Bridge Medical, Inc.                               |
| 107. ASD Hemophilia Management, LLC                         | 147. Brownstone Pharmacy, Inc.                          |
| 108. ASD Hemophilia Program, L.P.                           | 148. Bruin Acquisition Corp.                            |
| 109. ASD Specialty Healthcare, Inc.                         | 149. Burt's Pharmacy, LLC                               |
| 110. ASD Specialty Healthcare, LLC                          | 150. Cameron Stewart Lifescience Canada Inc.            |
| 111. ASD Specialty Healthcare, LLC d/b/a ASD Healthcare     | 151. Cannes RJ Participacoes S.A.                       |
| 112. ASD Specialty Healthcare, LLC d/b/a Besse Medical      | 152. Capstone Med, Inc.                                 |
| 113. ASD Specialty Healthcare, LLC d/b/a Oncology Supply    | 153. Capstone Pharmacy of Delaware, Inc.                |
| 114. Automed Technologies (Canada) Inc.                     | 154. CDRF Parent LLC                                    |
|   | 155. CDRF Parent, Inc.                                  |
|   | 156. Centaur Services Limited                           |
|   | 157. Centro Farmaceutico Asturiano, SA                  |
|   | 158. Century Advertising Inc.                           |
|   | 159. Chapin Drug Company                                |
|   | 160. Choice Medical, Inc.                               |
|   | 161. Clinical Outcomes Resource Application Corporation |
|   | 162. Clinical Outcomes Resource Application, Inc.       |

163. CliniCare Concepts, Inc.
164. ClinPharm, L.L.C.
165. Committed Provider Services, LLC
166. Compuscript, Inc.
167. Computran Systems, Inc.
168. Corrections Pharmacies Licensing Company, L.L.C.
169. Corrections Pharmacies of California, LP
170. Corrections Pharmacies of Hawaii, LP
171. Corrections Pharmacies, L.L.C.
172. Cubex, LLC
173. Datapharm Sarl
174. DD Wholesale, Inc.
175. Dialysis Purchasing Alliance, Inc.
176. Directlog
177. Documedics Acquisition Co., Inc.
178. Drug Service, Inc.
179. Dunnington Drug, Inc.
180. Dunnington RX Services of Massachusetts, Inc.
181. Dunnington RX Services of Rhode Island, Inc.
182. Durr-Fillauer Medical, Inc.
183. Durvet, Inc.
184. Dymaxium Healthcare Innovations, Ltd.
185. Dymaxium Holdings, Ltd.
186. Dymaxium, Ltd.
187. Entel d.o.o.
188. Escalante Solutions, L.P.
189. Esko İtiryat Sanayi ve Ticaret Anonim Şirketi
190. Euro Registratie Collectief B.V.
191. European Physician Networks GmbH
192. Express Pharmacy Services, Inc.
193. Falcon Acquisition Sub, LLC
194. Family Center Pharmacy, Inc.
195. Feeders Advantage, LCC
196. General Drug Company
197. Goot Nursing Home Pharmacy, Inc.
198. Goot Westbridge Pharmacy, Inc.
199. Goot's Goodies, Inc.
200. Goot's Pharmacy & Orthopedic Supply, Inc.
201. Green Barn, Inc
202. H. D. Smith Holding Company
203. H. D. Smith Holdings, LLC
204. H. D. Smith Wholesale Drug Co.
205. H. D. Smith, LLC
206. HAI Acquisition, Inc.
207. HDS Solutions, LLC
208. Health Services Capital Corporation
209. Healthcare Prescription Services, Inc.
210. HealthForward Inc.
211. HealthQuest Partner II, L.P.
212. HealthTronics Data Solutions LLC
213. HealthTronics Data Solutions, LLC
214. HealthTronics Information Technology Solutions, Inc.
215. Hedef International Holdings BV
216. Home Medical Equipment Health Company
217. Hydra Pharm SPA
218. I.g.G. of America, Inc.
219. IHS Acquisition XXX, Inc.
220. Imedex, Inc.
221. Imedex, LLC
222. Independent Pharmacy Buying Group, Inc.
223. Innomar Pharmacy (BC) Inc.
224. Innomar Pharmacy (SK) Inc.
225. Innomar Pharmacy Inc.
226. Innomar Specialty Pharmacy, Inc.
227. Innomar Strategies Inc.
228. Innovation Cancer, Inc.
229. Insta-Care Holdings, Inc.
230. Insta-Care Pharmacy Services Corporation
231. Intake Initiatives Incorporated
232. IntegraConnect NewCo, LLC
233. Integrated Commercialization Solutions, Inc.
234. Integrated Commercialization Solutions, LLC
235. Integrated Health Systems Outcomes Coalition, LLC
236. Inteplex, Inc.
237. Interfill, LLC
238. International Oncology Network Solutions, Inc.
239. International Physician Networks, L.L.C.
240. International Rheumatology Network, L.L.C.
241. IntrinsiQ Holdings, Inc.
242. IntrinsiQ Specialty Solutions, Inc.
243. IntrinsiQ Tendler, Inc.
244. IntrinsiQ, LLC
245. J.M. Blanco, Inc.
246. James Brudnick Company, Inc.
247. K/S Instrument Corp.
248. KRP Investments, Inc.
249. Labpak Limited
250. LAD Drug Corporation
251. Leading Educational Research Network, LLC
252. Lexicon Pharmacy Services, L.L.C.
253. Liberty Acquisition Corp.
254. Libra C.V.
255. Los Angeles Drug Corporation
256. M.D.P. Properties, Inc.
257. Managed Care Network, Inc.
258. Marshall Reinardy LLC



259. Medical Health Industries, Inc.
260. Medical Initiatives, Inc.
261. Medidyne Corp.
262. Medselect Inc.
263. Memorial Pet Care, Inc.
264. Micro Technologies Canada Inc.
265. MWI Buying Group Limited (formerly St. Francis Limited)
266. MWI Supply (UK Acquisition) Limited
267. MWI Supply (UK Holdings) Limited
268. MWI Supply (UK) Limited
269. MWI Veterinary Supply Co.
270. MWI Veterinary Supply, Inc.
271. Nareks Ecza Deposu Ticaret Anonim Şirketi
272. Network for Medical Communication & Research Analytics, LLC
273. New Jersey Medical Corporation
274. Nexiapharma, SL
275. NMCR Holdings, Inc.
276. NMCR-Europe, LLC
277. Northeast Veterinary Supply Company, LLC
278. Oktal Pharma d.o.o
279. Oktal Pharma d.o.o
280. Oktal Pharma d.o.o [Zagreb]
281. Oktal Pharma d.o.o.
282. Oktal Pharma Hungary K.f.t.
283. Omni Med B, Inc.
284. OPH Oktal Pharma d.o.o
285. OTC Direct Limited
286. Paris Acquisition Corp.
287. Pharm Plus Acquisition, Inc.
288. Pharma One Corporation Limited
289. Pharmacy Corporation of America
290. Pharmacy Corporation of America - Massachusetts, Inc.
291. Pharmacy Healthcare Solutions, Ltd.
292. Pharmacy Review Services, Inc.
293. Pharmdata s.r.o.
294. PharMEDium Healthcare Corporation
295. PharMEDium Healthcare Holdings LLC
296. PharMEDium Healthcare Holdings, Inc.
297. PharMEDium Healthcare LLC
298. PharMEDium Pharmacy Services, LLC
299. PharMEDium R.E., LLC
300. PharMEDium Services, LLC
301. PharMerica Drug Systems, Inc.
302. PharMerica Technology Solutions, LLC
303. Pharmerica, Inc.
304. Pitango HealthTech Fund I, L.P.
305. Planet Software Limited
306. PMSI MSA Services, Inc.
307. PMSI, Inc.
308. PPSC USA, LLC
309. Premier Pharmacy, Inc.
310. Premier Source Diagnostics Inc.
311. Premier Source, LLC
312. Prescribe Wellness, LLC
313. Profarma Distribuidora de Produtos Farmaceuticos S.A.
314. Ramuneles Vaistine UAB
315. Reimbursement Education Network, LLC
316. Rightpak, Inc.
317. Rombro's Drug Center, Inc.
318. Roscoe Acquisition Corporation
319. S.R.P. (Services de la Répartition Pharmaceutique)
320. SecureDVM, LLC
321. Securos Europe GmbH
322. Silver Streak I, LLC
323. Skills in Healthcare France
324. Skills in Healthcare Pazarlama ve Tanitim Hizmetleri Anonim Şirketi
325. Skills in Healthcare Romania S.r.l.
326. Smart ID Works, LLC
327. Smith Medical Partners, LLC
328. Snipetjernveien 10 Norge AS
329. Solana Beach, Inc.
330. Southwest Pharmacies, Inc.
331. Southwestern Drug Corporation
332. SparkSense Analytics, Inc.
333. Specialty Advancement Network, LLC
334. Specialty Pharmacy of California, Inc.
335. Specialty Pharmacy, Inc.
336. Spielberg Acquisition Corp.
337. Spits B.V.
338. Stadt Solutions, LLC
339. Stephar B.V.
340. Strategic Pharmaceutical Solutions, Inc.
341. Swine Solutions Network, LLC
342. Taylor & Manno Asset Recovery, Inc.
343. Telepharmacy Solutions, Inc.
344. Terra-Lab d.o.o
345. The Allen Company
346. The Lash Group, Inc.
347. The Lash Group, LLC
348. TheraCom, L.L.C.
349. ThermoSecure Medical Equipment GmbH
350. TMESYS, Inc.
351. TrakCel Holding Company, Inc.
352. Trellis Healthcare Consulting, L.L.C.
353. Trellis Healthcare Consulting, LLC
354. True Blue Indemnity Company

355. United Company of Pharmacists SAE
356. Universal Packaging Systems, Inc.
357. US Bioservices Corporation
358. Valley Wholesale Drug Co., LLC
359. Value Apothecaries, Inc.
360. Vedco, Inc.
361. Vetbridge Animal Health, LLC
362. Vetbridge Product Development (NM-OMP) LLC
363. VetSpace Limited
364. VetSpace, Inc.
365. Vetswest Limited
366. W.C. International Limited
367. WBA Acquisitions Luxco 9 S.à.r.l.
368. Wight Nederland Holdco 2 B.V.
369. Wight Nederland Holdco 4 BV
370. WML, LLC
371. Woodglen Properties Limited
372. Woodglen Properties Limited Portugal Branch
373. World Courier (Aust) Pty. Ltd.
374. World Courier (Austria) GmbH
375. World Courier (Austria) GmbH – Serbia Branch
376. World Courier (Deutschland) GmbH
377. World Courier (Finland) Oy
378. World Courier (India) Private Limited
379. World Courier (Ireland) Limited
380. World Courier (Lithuania), UAB
381. World Courier (Malaysia) Sdn. Bhd.
382. World Courier (Norway) AS
383. World Courier (NZ) Limited
384. World Courier (Poland) Sp. Z.o.o.
385. World Courier (Shanghai) Co., Ltd Guangzhou Branch
386. World Courier (Shanghai) Co., Ltd.
387. World Courier (Shanghai) Co., Ltd., Beijing Branch
388. World Courier (Sweden) AB
389. World Courier (Switzerland) SA
390. World Courier (U.K.) Limited
391. World Courier Asia (Thailand) Co., Ltd.
392. World Courier Belgium s.a.
393. World Courier Bulgaria
394. World Courier Czech Republic s.r.o.
395. World Courier de Chile Limitada
396. World Courier de Colombia S.A.
397. World Courier de Espana, S.A.
398. World Courier de Mexico S.A. de C.V.
399. World Courier de Portugal, Lda.
400. World Courier de Uruguay S.A.
401. World Courier del Ecuador S.A.
402. World Courier del Peru S.A.
403. World Courier Denmark A/S
404. World Courier do Brasil Transportes Internacionais Ltda.
405. World Courier France S.A.R.L.
406. World Courier Ground (Europe) Limited
407. World Courier Ground, Inc.
408. World Courier Group Logistics, Inc.
409. World Courier Group S.a.r.l.
410. World Courier Group, Inc.
411. World Courier Group, Inc. Taiwan Branch
412. World Courier Hellas Limited Liability Company
413. World Courier Holland BV
414. World Courier Hong Kong Limited
415. World Courier Hungary Freight Forwarder and Service Provider Limited Liability Company
416. World Courier Israel Ltd.
417. World Courier Italia srl
418. World Courier K.K. Japan
419. World Courier Korea Co., Ltd.
420. World Courier Limited (Russia)
421. World Courier Logistics (Europe) Limited
422. World Courier Logistics (UK) Limited
423. World Courier Logistics, Inc.
424. World Courier Logistics, Inc. (DE)
425. World Courier Logistics, Inc. (NY)
426. World Courier Management Limited
427. World Courier Management, Inc.
428. World Courier of Canada Ltd
429. World Courier Operations Kenya Limited
430. World Courier Philippines – Representative Office
431. World Courier Romania S.R.L.
432. World Courier S.A.
433. World Courier Singapore Pte Ltd
434. World Courier Slovak Republic s.r.o.
435. World Courier South Africa (Proprietary) Limited
436. World Courier Tasimacilik ve Lojistik Hizmetleri Ticaret Limited Sirketi
437. World Courier Ukraine LLC
438. World Courier Venezuela, S.A.
439. World Courier Zagreb d.o.o.
440. World Courier, Inc.
441. World Courier, kurirske storitve,d.o.o.
442. World Customs Brokerage, Inc.
443. Xcenda (UK) Limited
444. Xcenda GmbH

445. Xcenda Switzerland GmbH  
446. Xcenda, L.L.C.

447. ZU Vase Zdravije

**Cardinal**

- |  |   |
|--|---|
| 1. A+ Secure Packaging, LLC                        | 49. Cardinal Health 215, LLC                        |
| 2. Abilene Nuclear, LLC                            | 50. Cardinal Health 222 (Thailand) Ltd.             |
| 3. Access Closure, Inc.                            | 51. Cardinal Health 242, LLC                        |
| 4. Acuity GPO, LLC                                 | 52. Cardinal Health 246, Inc.                       |
| 5. Aero-Med, Ltd.                                  | 53. Cardinal Health 247, Inc.                       |
| 6. Allegiance (BVI) Holding Co. Ltd.               | 54. Cardinal Health 249, LLC                        |
| 7. Allegiance Corporation                          | 55. Cardinal Health 250 Dutch C.V.                  |
| 8. Allegiance Healthcare (Labuan) Pte. Ltd.        | 56. Cardinal Health 251, LLC                        |
| 9. Allegiance I, LLC                               | 57. Cardinal Health 252, LLC                        |
| 10. Allegiance Labuan Holdings Pte. Ltd.           | 58. Cardinal Health 253, LP                         |
| 11. API (Suppliers) Limited                        | 59. Cardinal Health 3, LLC                          |
| 12. AssuraMed Acquisition Corp.                    | 60. Cardinal Health 414, LLC                        |
| 13. AssuraMed Group, Inc.                          | 61. Cardinal Health 418, Inc.                       |
| 14. AssuraMed Holding, Inc.                        | 62. Cardinal Health 5, LLC                          |
| 15. AssuraMed Intermediate Holding, Inc.           | 63. Cardinal Health 500, LLC                        |
| 16. AssuraMed, Inc.                                | 64. Cardinal Health 524, LLC                        |
| 17. C. International, Inc.                         | 65. Cardinal Health 529, LLC                        |
| 18. Cardinal Distribution Holding Corporation - I  | 66. Cardinal Health 6, Inc.                         |
| 19. Cardinal Distribution Holding Corporation - II | 67. Cardinal Health 7, LLC                          |
| 20. Cardinal Health 100, Inc.                      | 68. Cardinal Health 8, LLC                          |
| 21. Cardinal Health 104 LP                         | 69. Cardinal Health Australia 503 Pty Ltd.          |
| 22. Cardinal Health 105, Inc.                      | 70. Cardinal Health Austria 504 GmbH                |
| 23. Cardinal Health 107, LLC                       | 71. Cardinal Health Belgium 505 BVBA                |
| 24. Cardinal Health 108, LLC                       | 72. Cardinal Health Canada Holdings Cooperatie U.A. |
| 25. Cardinal Health 110, LLC                       | 73. Cardinal Health Canada Inc.                     |
| 26. Cardinal Health 112, LLC                       | 74. Cardinal Health Capital Corporation             |
| 27. Cardinal Health 113, LLC                       | 75. Cardinal Health Cardiology Solutions, LLC       |
| 28. Cardinal Health 114, Inc.                      | 76. Cardinal Health Chile Limitada                  |
| 29. Cardinal Health 115, LLC                       | 77. Cardinal Health Colombia S.A.S.                 |
| 30. Cardinal Health 116, LLC                       | 78. Cardinal Health Commercial Technologies, LLC    |
| 31. Cardinal Health 118, LLC                       | 79. Cardinal Health Corporate Solutions, LLC        |
| 32. Cardinal Health 119, LLC                       | 80. Cardinal Health D.R. 203 II Ltd.                |
| 33. Cardinal Health 121, LLC                       | 81. Cardinal Health Denmark ApS                     |
| 34. Cardinal Health 122, LLC                       | 82. Cardinal Health do Brasil Ltda.                 |
| 35. Cardinal Health 123, LLC                       | 83. Cardinal Health Finance                         |
| 36. Cardinal Health 124, LLC                       | 84. Cardinal Health Finland Oy                      |
| 37. Cardinal Health 125, LLC                       | 85. Cardinal Health Foundation                      |
| 38. Cardinal Health 126, LLC                       | 86. Cardinal Health France 506 SAS                  |
| 39. Cardinal Health 127, Inc.                      | 87. Cardinal Health Funding, LLC                    |
| 40. Cardinal Health 128, LLC                       | 88. Cardinal Health Germany 507 GmbH                |
| 41. Cardinal Health 130, LLC                       | 89. Cardinal Health Germany Manufacturing GmbH      |
| 42. Cardinal Health 131, LLC                       | 90. Cardinal Health Holding International, Inc.     |
| 43. Cardinal Health 132, LLC                       | 91. Cardinal Health International Philippines, Inc. |
| 44. Cardinal Health 133, Inc.                      | 92. Cardinal Health IPS, LLC                        |
| 45. Cardinal Health 2, LLC                         |   |
| 46. Cardinal Health 200, LLC                       |   |
| 47. Cardinal Health 201 Canada L.P.                |   |
| 48. Cardinal Health 201, Inc.                      |   |

93. Cardinal Health Ireland 419 Designated Activity Company
94. Cardinal Health Ireland 508 Limited
95. Cardinal Health Ireland Manufacturing Limited
96. Cardinal Health Ireland Unlimited Company
97. Cardinal Health Italy 509 S.r.l.
98. Cardinal Health Japan G.K.
99. Cardinal Health Korea Limited
100. Cardinal Health Luxembourg 420 S.a.r.l.
101. Cardinal Health Luxembourg 522 S.a.r.l.
102. Cardinal Health Malaysia 211 Sdn. Bhd.
103. Cardinal Health Malta 212 Limited
104. Cardinal Health Managed Care Services, LLC
105. Cardinal Health Medical Products India Private Limited
106. Cardinal Health Mexico 244 S. de R.L. de C.V.
107. Cardinal Health Mexico 514 S. de R.L. de C.V.
108. Cardinal Health Middle East FZ-LLC
109. Cardinal Health MPB, Inc.
110. Cardinal Health Napoleon Holding, LLC
111. Cardinal Health Netherlands 502 B.V.
112. Cardinal Health Netherlands 525 Cooperatie U.A.
113. Cardinal Health Netherlands 528 B.V.
114. Cardinal Health Norway AS
115. Cardinal Health P.R. 120, Inc.
116. Cardinal Health P.R. 218, Inc.
117. Cardinal Health P.R. 220, LLC
118. Cardinal Health P.R. 436, Inc.
119. Cardinal Health Panama, S. de R.L.
120. Cardinal Health Pharmaceutical Contracting, LLC
121. Cardinal Health Pharmacy Services, LLC
122. Cardinal Health Poland Spolka z ograniczona odpowiedzialnoscia
123. Cardinal Health Portugal 513, Unipessoal Lda.
124. Cardinal Health Russia
125. Cardinal Health Singapore 225 Pte. Ltd.
126. Cardinal Health Spain 511 S.L.
127. Cardinal Health Sweden 512 A.B.
128. Cardinal Health Switzerland 515, GmbH
129. Cardinal Health Systems, Inc.
130. Cardinal Health Technologies Switzerland GmbH
131. Cardinal Health Technologies, LLC
132. Cardinal Health U.K. 418 Limited
133. Cardinal Health U.K. 432 Limited
134. Cardinal Health U.K. Holding Limited
135. Cardinal Health U.K. International Holding LLP
136. Cardinal Health, Inc.
137. Cardinal MED Equipment Consulting (Shanghai) Co., Ltd.
138. Cirpro de Delicias S.A. de C.V.
139. Clinic Pharmacies III, LLC
140. Clinic Pharmacies, LLC
141. Community Pharmacy Enterprises, LLC
142. Convertors de Mexico S.A. de C.V.
143. Cordis (Shanghai) MED Devices Co., Ltd.
144. Cordis Cashel Unlimited Company
145. Cordis Corporation
146. Cornerstone Rheumatology LP
147. Covidien Manufacturing Solutions, S.A.
148. Dutch American Manufacturers II (D.A.M. II) B.V.
149. Ellipticare, LLC
150. EPIC Insurance Company
151. Especialidades Medicas Kenmex S.A. de C.V.
152. Experience East, LLC
153. Flexible Stenting Solutions, Inc.
154. Frog Horned Capital, Inc.
155. Generic Drug Holdings, Inc.
156. GetOutcomes, LLC
157. Griffin Capital, LLC
158. HDG Acquisition, Inc.
159. imgRx Healdsburg, Inc.
160. imgRx Salud, Inc.
161. imgRx SJ Valley, Inc.
162. imgRx SLO, Inc.
163. imgRx Sonoma, Inc.
164. InnerDyne Holdings, Inc.
165. Innovative Therapies, Inc.
166. Instant Diagnostic Systems, Inc.
167. InteCardia-Tennessee East Catheterization, LLC
168. ITI Sales, LLC
169. Kendall-Gammatron Limited
170. Killilea Development Company, Ltd.
171. Kinray I, LLC
172. KPR Australia Pty. Ltd.
173. KPR Switzerland Sales GmbH
174. KPR U.S., LLC
175. Leader Drugstores, Inc.
176. Ludlow Technical Products Canada, Ltd.
177. Marin Apothecaries
178. Medicap Pharmacies Incorporated
179. Medicine Shoppe Capital Corporation
180. Medicine Shoppe International, Inc.

181. Medicine Shoppe Internet, Inc.
182. Mediquip Sdn. Bhd.
183. Mirixa Corporation
184. MosaicGPO, LLC
185. mscripts Holdings, LLC
186. mscripts Systems India Private Limited
187. mscripts, LLC
188. Nippon Covidien Ltd.
189. One Cloverleaf, LLC
190. Outcomes Incorporated
191. Owen Shared Services, Inc.
192. Pharmacy Operations Of New York, Inc.
193. Pharmacy Operations, Inc.
194. Physicians Purchasing, Inc.
195. Pinnacle Intellectual Property Services, Inc.
196. Pinnacle Intellectual Property Services-  
International, Inc.
197. Quiroproductos de Cuauhtemoc S. de R.L. de  
C.V.
198. RainTree Administrative Services, LLC
199. RainTree Care Management, LLC
200. RainTree GPO, LLC
201. Ransdell Surgical, Inc.
202. Red Oak Sourcing, LLC
203. Renal Purchasing Group, LLC
204. RGH Enterprises, Inc.
205. RT Oncology Services Corporation
206. Rxealtime, Inc.
207. Sierra Radiopharmacy, L.L.C.
208. Sonexus Health Access & Patient Support,  
LLC
209. Sonexus Health Distribution Services, LLC
210. Sonexus Health Financial Solutions, LLC
211. Sonexus Health Pharmacy Services, LLC
212. Sonexus Health, LLC
213. TelePharm, LLC
214. The Harvard Drug Group, L.L.C.
215. Tianjin ITI Trading Company
216. Tradex International, Inc.
217. Traverse GPO, LLC
218. Wavemark Lebanon Offshore s.a.l.
219. Wavemark, Inc.
220. Red Oak Sourcing, LLC
221. API (Suppliers) Limited
222. Sierra Radiopharmacy, L.L.C.
223. Abilene Nuclear, LLC
224. InteCardia-Tennessee East Catheterization,  
LLC
225. Kendall-Gammatron Limited
226. Almus Pharmaceuticals USA LLC
227. Cardinal Health (H.K.) Co. Limited
228. Cardinal Health (Shanghai) Pharmaceutical  
Co., Ltd.
229. Cardinal Health (Sichuan) Pharmaceutical  
Co., Ltd.
230. Cardinal Health (Wuxi) Pharmaceutical Co.,  
Ltd.
231. Cardinal Health Hedan (Shenzhen)  
Pharmaceutical Co., Ltd.
232. Dalian Zhongda Pharmaceutical Company  
Limited
233. NaviHealth Holdings, LLC
234. Parch, L.L.C.
235. 6464661 Canada Inc.
236. Academy Of Managed Care Medicine, L.L.C.
237. Alaris Medical 1 (Suisse) Sarl
238. Alaris Medical New Zealand Limited
239. Allegiance Healthcare International GmbH
240. Allegiance Pro Inc.
241. Allied Healthcare Services, Inc.
242. Almus Pharmaceuticals Singapore Pte. Ltd.
243. Almus Pharmaceuticals USA LLC
244. American Threshold Industries, Inc.
245. Anoka, LLC
246. ARCH Collection Corporation
247. ARCH, S.A.
248. Armand Scott, LLC
249. Aurum Pharmaceuticals Limited
250. Behrens Inc.
251. Beijing Baiji Advanced Specialty Company  
Limited
252. Bellwether Oncology Alliance, Inc.
253. Bentley Merger Sub, LLC
254. Bindley Western Funding Corporation
255. Bindley Western Industries II Of Maine, Inc.
256. Biosigna GmbH Institut für  
Biosignalverarbeitung und Systemanalyse
257. Bird Products (Japan) Ltd.
258. Bird Products Corporation
259. Brighton Capital, Inc.
260. Buffalo Merger Corp.
261. BW Transportation Services, Inc.
262. Cardal II, LLC
263. Cardal, Inc.
264. Cardinal Florida, Inc.
265. Cardinal Health (Beijing) China  
Pharmaceutical Co., Ltd.
266. Cardinal Health (Beijing) Medical Trading  
Co., Ltd.
267. Cardinal Health (Beijing) Pharmacy Co., Ltd.
268. Cardinal Health (Chengdu) Pharmacy Co.,  
Ltd.

269. Cardinal Health (China) Investment Co., Ltd.
270. Cardinal Health (Chongqing) Pharmaceutical Co., Ltd.
271. Cardinal Health (Chongqing) Pharmacy Co., Ltd.
272. Cardinal Health (H.K.) Co. Limited
273. Cardinal Health (Hubei) Pharmaceutical Co., Ltd.
274. Cardinal Health (L) Co., Ltd.
275. Cardinal Health (Liaoning) Pharmaceutical Co., Ltd.
276. Cardinal Health (P02296)
277. Cardinal Health (P04080)
278. Cardinal Health (Shanghai) Commercial and Trading Company Limited
279. Cardinal Health (Shanghai) Cosmetics Trading Co., Ltd.
280. Cardinal Health (Shanghai) Logistics Co., Ltd.
281. Cardinal Health (Shanghai) Pharmaceutical Co., Ltd.
282. Cardinal Health (Shanghai) Pharmacy Co., Ltd.
283. Cardinal Health (Shanxi) Pharmaceutical Co., Ltd.
284. Cardinal Health (Shenyang) Pharmacy Co., Ltd.
285. Cardinal Health (Sichuan) Pharmaceutical Co., Ltd.
286. Cardinal Health (Tianjin) Pharmaceutical Co., Ltd.
287. Cardinal Health (Wuxi) Pharmaceutical Co., Ltd.
288. Cardinal Health (WuXi) Pharmacy Co., Ltd.
289. Cardinal Health (Zhejiang) Pharmaceutical Co., Ltd.
290. Cardinal Health 101, Inc.
291. Cardinal Health 102, Inc.
292. Cardinal Health 103, Inc.
293. Cardinal Health 106, Inc.
294. Cardinal Health 109, Inc.
295. Cardinal Health 111, LLC
296. Cardinal Health 113, LLC
297. Cardinal Health 117, LLC
298. Cardinal Health 129, Inc.
299. Cardinal Health 208, Inc.
300. Cardinal Health 301, LLC
301. Cardinal Health 400, Inc.
302. Cardinal Health 401, Inc.
303. Cardinal Health 402, Inc.
304. Cardinal Health 403, Inc.
305. Cardinal Health 404, Inc.
306. Cardinal Health 405, Inc.
307. Cardinal Health 406, Inc.
308. Cardinal Health 406, LLC
309. Cardinal Health 407, Inc.
310. Cardinal Health 408, Inc.
311. Cardinal Health 409, Inc.
312. Cardinal Health 410, Inc.
313. Cardinal Health 411, Inc.
314. Cardinal Health 412, Inc.
315. Cardinal Health 413, Inc.
316. Cardinal Health 415, Inc.
317. Cardinal Health 416, Inc.
318. Cardinal Health 417, Inc.
319. Cardinal Health 419, LLC
320. Cardinal Health 420, LLC
321. Cardinal Health 421 Limited Partnership
322. Cardinal Health 421, Inc.
323. Cardinal Health 422, Inc.
324. Cardinal Health 501 Dutch C.V.
325. Cardinal Health Austria 201 GmbH
326. Cardinal Health Bermuda 224, Ltd.
327. Cardinal Health Brasil 423 Servicos Farmaceuticos Nucleares Ltda
328. Cardinal Health Canada 204, Inc.
329. Cardinal Health Canada 301, Inc.
330. Cardinal Health Canada 302, Inc.
331. Cardinal Health Canada 307, ULC
332. Cardinal Health Canada 403, Inc.
333. Cardinal Health Canada 437, Inc.
334. Cardinal Health Canada Inc.
335. Cardinal Health Canada LP
336. Cardinal Health Cayman Islands Holding Co. Ltd
337. Cardinal Health Cayman Islands Ltd.
338. Cardinal Health China Co., Ltd.
339. Cardinal Health D.R. 203 Limited
340. Cardinal Health Europe IT GmbH
341. Cardinal Health France 205 SAS
342. Cardinal Health France 309 SAS
343. Cardinal Health Germany 206 GmbH
344. Cardinal Health Germany 234 GmbH
345. Cardinal Health Germany 318 GmbH
346. Cardinal Health Hedan (Shenzhen) Pharmaceutical Co., Ltd.
347. Cardinal Health Hong Kong Limited
348. Cardinal Health I, Inc.
349. Cardinal Health Imaging, LLC
350. Cardinal Health India Private Limited
351. Cardinal Health International Ventures, Ltd.
352. Cardinal Health Ireland 406 Ltd.

353. Cardinal Health Ireland 527 General Partnership
354. Cardinal Health Italy 208 S.r.l.
355. Cardinal Health Italy 312 S.p.A.
356. Cardinal Health Lease Funding 2002A, LLC
357. Cardinal Health Lease Funding 2002AQ, LLC
358. Cardinal Health Lease Funding 2003A, LLC
359. Cardinal Health Lease Funding 2003AQ, LLC
360. Cardinal Health Lease Funding 2003B, LLC
361. Cardinal Health Lease Funding 2003BQ, LLC
362. Cardinal Health Lease Funding 2004A, LLC
363. Cardinal Health Lease Funding 2004AQ, LLC
364. Cardinal Health Luxembourg 523 S.a.r.l.
365. Cardinal Health Mauritius Holding 226 Ltd.
366. Cardinal Health Mexico 213, S.A. de C.V.
367. Cardinal Health Netherlands 238 BV
368. Cardinal Health Netherlands 526 B.V.
369. Cardinal Health Netherlands Financing C.V.
370. Cardinal Health Netherlands Holding B.V.
371. Cardinal Health New Zealand 313 Limited
372. Cardinal Health Norway 315 A/S
373. Cardinal Health P.R. 227, Inc.
374. Cardinal Health P.R. 409 B.V.
375. Cardinal Health PTS, Inc.
376. Cardinal Health PTS, LLC
377. Cardinal Health S.A. 319 (Proprietary) Limited
378. Cardinal Health Singapore 304
379. Cardinal Health Singapore 423 Pte. Ltd.
380. Cardinal Health Spain 219 S.L.U.
381. Cardinal Health Spain 239 SA
382. Cardinal Health Specialty Pharmacy, LLC
383. Cardinal Health Sweden 220 AB
384. Cardinal Health Sweden 314 AB
385. Cardinal Health Switzerland 221 Sarl
386. Cardinal Health Switzerland 317 Sarl
387. Cardinal Health Trading (Shanghai) Co., Ltd.
388. Cardinal Health U.K. 100 Limited
389. Cardinal Health U.K. 101 Limited
390. Cardinal Health U.K. 102 Limited
391. Cardinal Health U.K. 103 Limited
392. Cardinal Health U.K. 104 Limited
393. Cardinal Health U.K. 105 Limited
394. Cardinal Health U.K. 106 Limited
395. Cardinal Health U.K. 223 Limited
396. Cardinal Health U.K. 232 Limited
397. Cardinal Health U.K. 235 Limited
398. Cardinal Health U.K. 236 Limited
399. Cardinal Health U.K. 240 Limited
400. Cardinal Health U.K. 305 Limited
401. Cardinal Health U.K. 306 Limited
402. Cardinal Health U.K. 433 Limited
403. Cardinal Health U.K. 434 Limited
404. Cardinal Syracuse, Inc.
405. Cardinal.Com Holdings, Inc.
406. Care Fusion Development Private Limited
407. Care Fusion Incorporated
408. CareFusion 202, Inc.
409. CareFusion 203, Inc.
410. CareFusion 205, Inc.
411. CareFusion 206, Inc.
412. CareFusion 207, Inc.
413. CareFusion 209, Inc.
414. CareFusion 210, Inc.
415. CareFusion 211, Inc.
416. CareFusion 212, LLC
417. CareFusion 213, LLC
418. CareFusion 214, LLC
419. CareFusion 2200, Inc.
420. CareFusion 2201, Inc.
421. CareFusion 302, LLC
422. CareFusion 303, Inc.
423. CareFusion 304, LLC
424. CareFusion Australia 200 Pty Ltd.
425. CareFusion Australia 316 Pty Limited
426. CareFusion Australia 500 Pty Ltd
427. CareFusion Belgium 202 BVBA
428. CareFusion Brasil 231 Servico e Comercia de Productos Medicos Ltda
429. CareFusion Corporation
430. CareFusion EIT, LLC
431. CareFusion Iberia 308 S.L.U.
432. CareFusion Italy 237 Srl
433. CareFusion Italy 311 Srl
434. CareFusion Japan 228 K.K.
435. CareFusion Japan 233, Inc.
436. CareFusion Luxembourg 501 Sarl
437. CareFusion Manufacturing Ireland 241 Limited
438. CareFusion Manufacturing, LLC
439. CareFusion Netherlands 214 B.V.
440. CareFusion Netherlands 238 BV
441. CareFusion Netherlands 310 B.V.
442. CareFusion Netherlands 503 B.V.
443. CareFusion New Zealand 217 Limited
444. CareFusion New Zealand 313 Limited
445. CareFusion Resources, LLC
446. CareFusion Singapore 243 Pte. Ltd.
447. CareFusion Solutions, LLC
448. CareFusion U.K. 284 Limited
449. CareFusion U.K. 286 Limited
450. CareFusion U.K. 287 Limited



451. CareFusion U.K. 288 Limited
452. Cascade Development, Inc.
453. CCB, Inc.
454. CDI Investments, Inc.
455. Centralia Pharmacy, Inc.
456. Centricity, LLC
457. Chapman Drug Company
458. Chengdu Baiji Advanced Specialty Pharmacy Company Limited
459. Cheshire Merger Sub, Inc.
460. CMI Net, Inc.
461. College Park Plaza Associates, Inc.
462. Comprehensive Medical Imaging-Anaheim Hills, Inc.
463. Comprehensive Medical Imaging-Apple Valley, Inc.
464. Comprehensive Medical Imaging-Boynton Beach, Inc.
465. Comprehensive Medical Imaging-Downey, Inc.
466. Comprehensive Medical Imaging-Encino, Inc.
467. Comprehensive Medical Imaging-Fort Lauderdale, Inc.
468. Comprehensive Medical Imaging-Fremont, Inc.
469. Comprehensive Medical Imaging-Hesperia, Inc.
470. Comprehensive Medical Imaging-Huntington Beach, Inc.
471. Comprehensive Medical Imaging-Palm Springs, Inc.
472. Comprehensive Medical Imaging-Rancho Cucamonga, Inc.
473. Comprehensive Medical Imaging-Rancho Mirage, Inc.
474. Comprehensive Medical Imaging-Salisbury, Inc.
475. Comprehensive Medical Imaging-Sherman Oaks, Inc.
476. Comprehensive Medical Imaging-Tempe, Inc.
477. Comprehensive Medical Imaging-Van Nuys, Inc.
478. Comprehensive Medical Imaging-Victorville, Inc.
479. Comprehensive Medical Imaging-Westlake Village, Inc.
480. Comprehensive Open MRI-Carmichael, Inc.
481. Comprehensive Open MRI-Folsom, Inc.
482. Comprehensive Open MRI-Fullerton, Inc.
483. Comprehensive Open MRI-Laguna Hills, Inc.
484. Comprehensive Open MRI-Sacramento, Inc.
485. Comprehensive Reimbursement Consultants, Inc.
486. Consumer2patient, LLC
487. CR Medicap, Inc.
488. Curaspan Health Group, Inc.
489. Cytokine Pharmasciences, Inc.
490. Dalian Zhongda Pharmaceutical Company Limited
491. Daniels Pharmaceuticals Limited
492. DC Merger Corp
493. Denver Biomedical, Inc.
494. Desert PET, LLC
495. Dik Drug Company, LLC
496. Dik Medical Supplies, LLC
497. Discor Limited
498. Dismed Inc.
499. Dohmen Distribution Partners Southeast, L.L.C.
500. Dover Communications, LLC
501. Duquoin Pharmacy, Inc.
502. Dutch American Manufacturers (D.A.M.) B.V.
503. East Iowa Pharmacies, Inc.
504. EGIS Holdings, Inc.
505. Eldon Laboratories Limited
506. Ellicott Drug Company
507. EME Medical, Inc.
508. Enturia Canada ULC
509. Enturia de Mexico S. de R.L. de C.V.
510. Enturia Limited
511. Enturican, Inc.
512. EON Media Inc.
513. Eureka Merger Sub, Inc.
514. European Pharmaceuticals Group Ltd.
515. First Choice, Inc. Of Maine
516. Flower Merger Corp.
517. Futuremed Health Care Products Limited Partnership
518. Futuremed Healthcare Products Corporation
519. Futuremed Holdings General Partner Inc.
520. Fuzhou Baiji Pharmacy Company Limited
521. Gala Design, Inc.
522. Gelatin Products International, Inc.
523. Geodax Technology, Inc.
524. Glacier Corporation
525. Grand Avenue Pharmacy, Inc.
526. Graphic Holdings, Inc.
527. Griffin Group Document Management Services, Inc.

528. Guangzhou Baiji Advanced Specialty Pharmaceutical Chain Stores Company Limited
529. Guangzhou Baiji Drug Store Company Limited
530. Guangzhou City Kangwei Information Technology Company Limited
531. Guangzhou Ruixun Pharmaceutical Company Limited
532. Guizhou Yibai Medical Co., Ltd.
533. Hangzhou Baiji Advanced Specialty Drug Store Company Limited
534. Heartland Diagnostic Services, Inc.
535. HLS Advantage, LLC
536. Homecare (North-West) Limited
537. Humiston-Keeling, Inc.
538. IMI Of Boca Raton, Inc.
539. IMI Of Miami, Inc.
540. IMI Of North Miami Beach, Inc.
541. Inland Empire Regional Pet Center, LLC
542. InnerDyne, Inc.
543. Inpharm Nationwide Limited
544. InteCardia-Tennessee East Diagnostic, LLC
545. Intercare Holdings Limited
546. Intercare Investments Limited
547. Intercare Properties Plc
548. Iowa Falls Pharmacy, Inc.
549. IVAC Overseas Holdings LP
550. JakaMed AB AB
551. Jinan Baiji Drug Store Company Limited
552. JRG, Ltd.
553. Kendall Patient Recovery BVBA
554. Kinetic Surgical, LLC
555. Kinray, Inc.
556. Kinray, LLC
557. KPR Italia S.r.l.
558. KPR U.S., Inc.
559. Kunming Baiji Advanced Specialty Pharmacy Company Limited
560. Lake Charles Pharmaceutical Supply Company, LLC
561. Liaoning Longda Pharmaceutical Co., Ltd.
562. Liberty Communications Network, LLC
563. Ludlow Technical Products Corporation
564. Macarthy Group Trustees Limited
565. Macarthys Laboratories Limited
566. Macarthy's Limited
567. Marmac Distributors, Inc.
568. Martindale Pharma GmbH
569. Martindale Pharmaceuticals Limited
570. Medcon S.A.
571. MedEd Resources, LLC
572. Medesta Associates, LLC
573. Medical Concepts Development, Inc.
574. Medical Diagnostic Leasing, Inc
575. Medical Education Systems, LLC
576. Medical Media Communications, LLC
577. Medical Strategies, Inc.
578. MediQual Systems, Inc.
579. Meditrol Automation Systems, Inc.
580. Meditrol, Inc.
581. MedMined, Inc.
582. Mercury Merger Sub, LLC
583. Mesa Merger Corp.
584. MicroGas Limited
585. MicroMedical Deutschland GmbH
586. Microport Healthcare, LLC
587. Midland Pharmacies, Inc
588. Mississippi Medical Supply Cooperative, L.L.C.
589. MRI Equipment Partners, Ltd.
590. Mudhen Merger Corp.
591. Multi-Medica S.A.
592. Multipharm Limited
593. Nanjing Baiji Advanced Specialty Drug Store Company Limited
594. Nanning Baiji Advanced Specialty Pharmacy Company Limited
595. Nationwide Ostomy Supplies Limited
596. Navigator Health, Inc.
597. NaviHealth Holdings, LLC
598. NaviHealth SM Holdings, Inc.
599. NaviHealth, Inc.
600. Nexus Healthcare, Inc.
601. Nitric Bio Therapeutics, Inc.
602. Northern Michigan Supply Alliance, L.L.C.
603. Ohio Valley-Clarksburg, Inc.
604. Oncology Holdings, Inc.
605. Onpointe Medical Communications, LLC
606. Oval (Shanghai) Technologies, Inc.
607. Oval Technologies (H.K.) Pty Limited
608. Owen Healthcare Building, Inc.
609. Pacific Surgical Innovations, Inc.
610. Panther Merger Sub II, Inc.
611. Panther Merger Sub, Inc.
612. Parch, L.L.C.
613. Parch, L.L.C. State File
614. ParMed Pharmaceuticals, LLC
615. PatientScribe Inc.
616. PCI Acquisition I, Inc.
617. PCI Acquisition II, Inc.
618. PCI Services Holdings, Inc.

619. PCI Services III, Inc.
620. PCI/Acquisition III, Inc.
621. PCI/All Pack Holdings, Inc.
622. PCI/Delvco, Inc. State File
623. PCI/Tri-Line (Usa), Inc.
624. Pharmaceutical & Diagnostic Services, LLC
625. Pharmacy Service Corporation
626. Phillipi Holdings, Inc.
627. PHR Staffing, Inc.
628. Post-Acute Care Center For Research, LLC
629. Practicome Solutions, LLC
630. Princeton Diagnostic Isotopes, Inc.
631. Priority Healthcare Services Corporation
632. Procedure-Based Instrument Services, L.L.C.
633. Productos Urologos de Mexico S.A. de C.V.
634. Professional Health-Care Resources, Inc.
635. Pyxis Capital Corporation
636. Pyxis Funding II, LLC
637. Pyxis Funding, LLC
638. R Cubed, Inc.
639. R. P. Scherer Hardcapsule (West)
640. R.P. Scherer Inc.
641. R.P. Scherer Technologies, Inc.
642. Radiopharmacy Of Boise, Inc.
643. Radiopharmacy Of Northern California, Inc.
644. Renlar Systems, Inc.
645. RightCare Solutions, Inc.
646. Royal Merger Sub, Inc.
647. Scela, Inc.
648. Scriptline, Inc.
649. SensorMedics (Deutschland) GmbH
650. SensorMedics Corporation
651. Shanghai Baiwei Drug Store Company Limited
652. Shanghai Cardinal Baiwei Drug Store Co., Ltd.
653. Shanghai Jinyi Health Management Consultation Co., Ltd.
654. Shanghai Luoda Pharmaceutical Company Limited
655. Shenzhen Zhengdan Investment Company Limited
656. Simolo (GL) Limited
657. Sistemas Medicos ALARIS S.A. de C.V.
658. Snowden Pencer Holdings, Inc.
659. Snowden Pencer, Inc.
660. Solomons Company
661. Source Medical Corporation
662. SRX, Inc.
663. Strategic Implications International, LLC
664. Supplyline Technologies Limited
665. Surgical Carepair, L.L.C.
666. Surgical Instrument Repair Service, L.L.C.
667. Syncor Belgium SPRL
668. Syncor Diagnostics Bakersfield, LLC
669. Syncor Diagnostics Dallas, LLC
670. Syncor Diagnostics Encino, LLC
671. Syncor Diagnostics Fullerton, LLC
672. Syncor Diagnostics Laguna Hills, LLC
673. Syncor Diagnostics Plano, LLC
674. Syncor Diagnostics Sacramento, LLC
675. Syncor Financing Corporation
676. Syncor Italy srl
677. The Enright Group, Inc.
678. The Heron Corporation
679. The LVC Corporation
680. Tianjin Cardinal Pharmacy Co., Ltd.
681. Toledo Pharmacy Company
682. Tropic Merger Sub, Inc.
683. UroMed, Inc.
684. VIASYS Healthcare Ireland Limited
685. VIASYS Healthcare Island EHF
686. VIASYS Healthcare S.A.R.L.
687. VIASYS Holdings Inc.
688. VIASYS NeuroCare France SAS
689. VIASYS Polymer Products LLC
690. Virginia Imaging Center, LLC
691. Virginia Merger Corporation
692. Vistant Corporation
693. Vistant Holdings, Inc.
694. Vubiq Inc.
695. Wenzhou Xinte Pharmaceutical Co., Ltd.
696. West Hudson, Inc.
697. West Texas Nuclear Pharmacy Partners
698. Wholesale (PI) Limited
699. Williams Drug Distributors, Inc.
700. Wolf Merger Corp.
701. Wrangler Acquisition Sub, Inc.
702. Wuhan Baiji New & Special Drug Store Company Limited
703. Xiamen Cardinal Baiwei Drug Store Co., Ltd.
704. Xi'an Baiji Advanced Specialty Pharmacy Company Limited
705. Yorkshire Pharmacy, Inc.

**McKesson**

- |   |  |
|---|--|
| 1. "Aewige" ärztliche<br>Wirtschaftsgesellschaft m.b.H., HG Wien                        | 35. AccessMed, Inc. (AccessMed, LLC)   |
| 2. "die apoteeke in teesdorf" Mag. pharm.<br>Gerda Kohlhauser KG, LG Wiener<br>Neustadt | 36. AccessMed, LLC   |
| 3. "Esplanade-Apotheke" Mag. pharm.<br>Anna-Maria Köck KG, Landesgericht<br>Wels        | 37. ACME DRUG CO. LIMITED, Scotland  |
| 4. "Panther Apotheke" Mag. pharm. Sandra<br>Krokos KG, Landesgericht Graz               | 38. ADDED MARKETING LIMITED,<br>England  |
| 5. 10101 Woodloch Forest LLC  | 39. Adler Apotheke Krems Mag. Gabriele<br>Denk KG, LG Krems an der Donau                   |
| 6. 2012 DREAM LIMITED, England  | 40. Adler-Apotheke Mag.pharm. Ingrid<br>Chvatal KG, LG Leoben                              |
| 7. 28CVR LIMITED, England   | 41. Admenta Beteiligungs GmbH, HG Wien   |
| 8. 3068312 Nova Scotia ULC  | 42. Admenta Denmark ApS, Copenhagen  |
| 9. 3069163 Nova Scotia Limited  | 43. Admenta Deutschland GmbH, Stuttgart  |
| 10. 3069164 Nova Scotia Limited   | 44. ADMENTA HOLDINGS LIMITED,<br>England   |
| 11. 30MC LIMITED, England   | 45. ADMENTA ITALIA S.P.A., CCIAA di<br>Bologna   |
| 12. 701985 N.B. INC.  | 46. ADMENTA PENSION TRUSTEES<br>LIMITED, England   |
| 13. A C FERGUSON (CHEMIST) LIMITED,<br>England  | 47. Admenta Sweden AB  |
| 14. A. SUTHRELL (HAULAGE) LIMITED,<br>England   | 48. ADMENTA UK LIMITED, England  |
| 15. A.F.M. Bergamo S.p.A., Italy  | 49. Admenta Verwaltungs GmbH, HG Wien  |
| 16. A.L.I. Holdings LLC   | 50. AFM S.p.A., CCIAA di Bologna   |
| 17. A.L.I. Imaging Systems Corp.  | 51. AHLPHARMACY LIMITED, England   |
| 18. A.L.I. Technologies (International) LLC   | 52. ALCHEM (SOUTHERN) LIMITED,<br>England  |
| 19. AAH BUILDERS SUPPLIES LIMITED,<br>England   | 53. ALPE-ADRIA PHARMA farmacevtsko<br>podjetje d.o.o., Ljubljana                           |
| 20. AAH FURB PENSION TRUSTEE<br>LIMITED, England  | 54. Alphar Ayeneux, Belgium  |
| 21. AAH Glass & Windows Limited, England  | 55. Alphar Gilly DL, Belgium   |
| 22. AAH Ireland, Dublin   | 56. Alphar Monceau sur Sambre, Belgium   |
| 23. AAH LIMITED, England  | 57. Alphar Partners SA, Belgium  |
| 24. AAH Lloyds Insurance (IoM) Limited,<br>Isle Of Man                                  | 58. Alte Löwen-Apotheke Mag. pharm.<br>Kristina Taubald KG, HG Wien                        |
| 25. AAH LLOYDS PENSION TRUSTEES<br>LIMITED, England                                     | 59. Alte Spora Apotheke Mag.pharm. Stephan<br>Öhlzelt KG, LG St. Pölten                    |
| 26. AAH NOMINEES LIMITED, England   | 60. Amethyst Acquisition Corp.   |
| 27. AAH ONE LIMITED, Scotland   | 61. Ancavion GmbH, AG Darmstadt  |
| 28. AAH PHARMACEUTICALS LIMITED,<br>England   | 62. Ancillary Management Solutions, Inc.   |
| 29. AAH TWENTY FOUR LIMITED,<br>Scotland  | 63. Anton-Bruckner-Apotheke Mag.pharm.<br>Christian Schwarzenbrunner KG, LG Linz           |
| 30. AAH TWENTY LIMITED, England   | 64. AOR Holding Company of Indiana, Inc.<br>(AOR Holding Company of Indiana, LLC)          |
| 31. AAH TWENTY SIX LIMITED, England   | 65. AOR Holding Company of Indiana, LLC  |
| 32. ABG Apotheken-Beratungsgesellschaft<br>mbH, Stuttgart                               | 66. AOR Management Company of Alabama,<br>Inc.   |
| 33. Access Health NZ Limited  | 67. AOR Management Company of Arizona,<br>Inc. (AOR Management Company of<br>Arizona, LLC) |
| 34. AccessMed Holdings, Inc.  |  |

- |  |  |
|--|--|
| 68. AOR Management Company of Arizona, LLC   | 92. AOR Real Estate, Inc. (AOR Real Estate, LLC)   |
| 69. AOR Management Company of Central Florida, Inc.  | 93. AOR Real Estate, LLC   |
| 70. AOR Management Company of Florida, Inc.  | 94. AOR Synthetic Real Estate, Inc. (AOR Synthetic Real Estate, LLC)   |
| 71. AOR Management Company of Indiana, Inc. (AOR Management Company of Indiana, LLC)           | 95. AOR Synthetic Real Estate, LLC   |
| 72. AOR Management Company of Indiana, LLC   | 96. AORIP, Inc.  |
| 73. AOR Management Company of Kansas, Inc.   | 97. AORT Holding Company, Inc. (AORT Holding Company, LLC)   |
| 74. AOR Management Company of Missouri, Inc. (AOR Management Company of Missouri, LLC)         | 98. AORT Holding Company, LLC  |
| 75. AOR Management Company of Missouri, LLC  | 99. AORT LP, LLC   |
| 76. AOR Management Company of Nevada, Inc.   | 100. Aporana AS  |
| 77. AOR Management Company of New York, Inc.   | 101. Apotheke "Zum Bergmann" Mag.pharm. Sabine Tuttner KG, LG Leoben   |
| 78. AOR Management Company of North Carolina, Inc.   | 102. Apotheke "Zur heiligen Dreifaltigkeit" Mag. pharm. Edith Schuller-Grundnig KG, Landesgericht Korneuburg |
| 79. AOR Management Company of Ohio, Inc.   | 103. Apotheke "Zur Mutter Gottes" Mag. pharm. Karin Nozicka KG, HG Wien                                      |
| 80. AOR Management Company of Oklahoma, Inc. (AOR Management Company of Oklahoma, LLC)         | 104. Apotheke Atzgersdorf Mr. Hermann Latzin KG, Wien  |
| 81. AOR Management Company of Oklahoma, LLC  | 105. Apotheke im Messepark Mag. pharm. Dietmar Purin KG, LG Feldkirch  |
| 82. AOR Management Company of Oregon, Inc.   | 106. Apotheke Niklasdorf Mag. pharm. Matthias Schöggel KG, LG Leoben   |
| 83. AOR Management Company of Pennsylvania, Inc. (AOR Management Company of Pennsylvania, LLC) | 107. APOTHEKE U1 TROSTSTRASSE, Mag. pharm. Max Wellan KG, HG Wien  |
| 84. AOR Management Company of Pennsylvania, LLC  | 108. Apotheke Zum heiligen Antonius Mag. pharm. Walter Staschek KG, LG Wiener Neustadt                       |
| 85. AOR Management Company of South Carolina, Inc.   | 109. Apotheke zum heiligen Schutzengel Mag.pharm. Barbara Penz-Arzberger KG, Landesgericht Graz              |
| 86. AOR Management Company of Texas, Inc.  | 110. Apotheke zum Patriarchen Mag. pharm. Brigitte Kölbl KG, HG Wien   |
| 87. AOR Management Company of Virginia, Inc. (AOR Management Company of Virginia, LLC)         | 111. Apotheke Zur hl. Dreifaltigkeit Mag. pharm. Doris Richter KG, LG Wiener Neustadt                        |
| 88. AOR Management Company of Virginia, LLC  | 112. Apotheke Zur Hütte Mag. pharm. Mrak KG, LG Leoben   |
| 89. AOR of Indiana Management Partnership  | 113. Apovest AS  |
| 90. AOR of Texas Management Limited Partnership  | 114. Apovest Drift AS  |
| 91. AOR of Texas Management, LLC   | 115. Art Acquisition Subsidiary, Inc.  |
|  | 116. Ascalon International, Inc.   |
|  | 117. ATLAS Travel Clinic Limited, England  |
|  | 118. Attentus Medical Sales, Incorporated (Attentus Medical Sales, LLC)                                      |
|  | 119. Attentus Medical Sales, LLC   |
|  | 120. Awarix, Inc.  |
|  | 121. Axis Medical Management, Inc.   |

122. AYRSHIRE PHARMACEUTICALS LIMITED, Scotland
123. AZIENDA FARMACEUTICA MUNICIPALE di Cremona S.p.A., CCIAA di Cremona
124. Azienda Farmacie Milanesi S.p.A., CCIAA di Milano
125. Babbingore Limited, Dublin
126. BAILLIESTON HEALTH CENTRE PHARMACY LIMITED, Scotland
127. Ballycane Pharmacy Limited, Ireland
128. BANNISTER & THATCHER LIMITED, England
129. BARCLAY PHARMACEUTICALS (ATHERSTONE) LIMITED, England
130. BARCLAY PHARMACEUTICALS LIMITED, England
131. BARLEY CHEMISTS HOLDINGS LIMITED, England
132. BARRY SHOOTER (ROMFORD) LIMITED, England
133. BDI Pharma, Inc. (BDI Pharma, LLC)
134. BDI Pharma, LLC
135. Beausejour Drugs Limited
136. BEAUTY CARE DRUGSTORES LIMITED, England
137. Beldere Corporation
138. BeneVi Health LLC (Biologics, Inc.)
139. BENU Apotheken B.V., Chamber of commerce Amsterdam
140. BENU Nederland BV, Kamer van Koophandel Amsterdam
141. BERKSHIRE MEDICAL SUPPLIES LIMITED, England
142. BETTERLIFEHEALTHCARE LIMITED, England
143. BIG PHARMA LIMITED, Scotland
144. Biologics, Inc.
145. Blackhall Pharmaceutical Distributors Limited
146. Blackhawk Development LLC
147. Blackstaff Pharmaceuticals Limited, England
148. Blomsterdalen Apotek AS
149. Blue Medical Supply, Inc. (McKesson Medical-Surgical Inc.)
150. Boad Seven, Inc.
151. BOFH Holdings Unlimited Company, Ireland
152. Bottomline Medical Solutions, LLC (Linear Holdings, LLC)
153. Breamor Pharmacy Limited, Ireland
154. Brevard Radiation Oncology, LLC
155. Brickyard Acquisition Inc. (Biologics, Inc.)
156. BRIDPORT MEDICAL CENTRE SERVICES LIMITED, England
157. Brocacef Groep N.V., Maarssen
158. Brockton Radiation Oncology, LLC
159. Brooklyn Radiation Oncology, LLC
160. Brukar Enterprises, Inc.
161. Bullet Acquisition Corporation
162. CAHILL MAY ROBERTS GROUP LIMITED, Dublin
163. California Golden State Finance Company
164. Camic Pharmacies Limited, Ireland
165. Canada Distribution Holdings Limited Partnership
166. Canada Retail Holdings Limited Partnership Societe en Commandite Gestion Detail Canada
167. Cancer Treatment Associates of Northeast Missouri, Ltd.
168. CARONET TRADING LIMITED, England
169. Carrollton Radiation Therapy Center, LLC
170. Cascade Medical Supply, Inc. (McKesson Medical-Surgical Minnesota Supply Inc.)
171. Cavalier Acquisition Company LLC
172. CCCN NW Building JV, LLC
173. Celesio Business Services Ltd., Ireland
174. CENTRALE D'ADMINISTRATION DE BIENS IMMOBILIERES, Bobigny
175. CGSF Funding Corporation (CGSF Funding LLC)
176. CGSF Funding LLC
177. Chem Labs Limited, Dublin
178. CHNG Newco LLC
179. CHNG NewSub Inc.
180. City Properties, S.A.
181. Civiche Farmacie Desio S.p.A., Italy
182. Claimone, LLC (Linear Holdings, LLC)
183. ClaimSecure Inc. (SUCCESSOR)
184. CLARK CARE GROUP LIMITED, England
185. CLARK MUNRO LIMITED, Scotland
186. ClarusONE Sourcing Services LLP
187. Clinicians Database, L.L.C.
188. CMR Holdings Ltd, Dublin
189. Coleham, Dublin
190. Colorado Cancer Centers, LLC
191. Combined Enterprises Corporation

192. COMPANY CHEMISTS ASSOCIATION LIMITED, England
193. COMPTOIR MONEGASQUE DE BIOCHIMIE, Monaco
194. COMPTOIR PHARMACEUTIQUE MEDITERRANEEN, Monaco
195. CONSORZIO SERVIZI SALUTARI S.C.A. R.L., Italy
196. CookCo, Inc.
197. Cophana SA, Belgium
198. Corporation Groupe Pharmessor/Pharmessor Group Corporation (SUCCESSOR 10/01/2017)
199. Corporation of America
200. CoverMyMeds LLC
201. CoverMYMeds Specialty Pharmacy Holdings LLC
202. CoverMYMeds Specialty Pharmacy LLC
203. CPG Industries, Inc.
204. Crocker Plaza Company (Crocker Plaza LLC)
205. Crocker Plaza LLC
206. CROSS AND HERBERT (DEVON) LIMITED, England
207. CROSS AND HERBERT (HOLDINGS) LIMITED, England
208. CROSS AND HERBERT LIMITED, England
209. Crowley's Blackrock Limited, Dublin
210. Cypress Import Brokerage LLC
211. Cypress Medical Products LLC
212. D & K Healthcare Resources LLC
213. D & K Healthcare Resources, Inc. (D & K Healthcare Resources LLC)
214. D & K Pharmacy Solutions, Inc.
215. D & K Receivables Corporation
216. D.F. O'Neill (Chemists) Ltd, Dublin
217. Dale Apotek AS
218. Danubia-Apotheke Mag. pharm. Barbara Sedelies KG, HG Wien
219. Dargle Pharmacies Holdings Limited, Ireland
220. DATACARE Datenpflege des Pharmagroßhandels Ges.m.b.H., HG Wien
221. DATAPHARM, Paris
222. Daytona Beach Radiation Oncology, LLC
223. DC Land Company
224. DCAZ Land Company
225. Delta Clinical Research, LLC
226. DEPOTRADE, Bobigny
227. Derm Vantage, LLC
228. Diana-Apotheke Dr. et Mag. pharm. Michaela Stipsits KG, LG Eisenstadt
229. Die Apotheke Ebenfurth, Mag.pharm. Beate Haage-Löwe KG, LG Wiener Neustadt
230. Dispensing Solutions Acquisition Corporation (DS Holdings, Inc.)
231. Dispensing Solutions, Inc. (Dispensing Solutions, LLC)
232. Dispensing Solutions, LLC (DS Holdings, Inc.)
233. Ditt Apotek Amfi Os AS
234. Ditt Apotek Rodberg AS
235. Ditt Apotek Sorumsand AS
236. Diversified Healthcare, LLC
237. Dix Bulles Pharma, Belgium
238. DLI Market Intelligence ApS, Denmark
239. DOL Pharmacy Limited, Ireland
240. Donnybrook Pharmacy Limited, Ireland
241. Downtown Los Angeles Radiation Oncology, LLC
242. DS Holdings, Inc. (DS Holdings, LLC)
243. DS Holdings, LLC (McKesson Medical-Surgical Top Holdings Inc.)
244. DSRX, Inc. (DS Holdings, Inc.)
245. Dublin 2016 Acquisition, LLC
246. Dublin Holdings Acquisitions, LLC (Vantage Oncology Holdings, LLC)
247. Dublin POS I Acquisition Corp. (POS I Corp.)
248. East Indy CC, LLC
249. ECLIPSE HEALTHCARE LIMITED, England
250. Edwards Medical Supply, Inc.
251. EM Acquisition Corporation
252. Emploi AS
253. Engel-Apotheke Mag. pharm. Susanne Zauner KG, LG Wiener Neustadt
254. Ephrata Diamond Spring Water Co.
255. ESCON (ST NEOTS) LIMITED, England
256. Espafarmed S.L., Belgium
257. EUROSANTE (Société en liquidation), Luxembourg
258. Evesland Limited, Dublin
259. EVOLUTION HOMECARE SERVICES LIMITED, England
260. EXPERT HEALTH LIMITED, England
261. Family Pharmacy @ Las Colinas LLC
262. Fana Apotek AS
263. FAR.CO.SAN S.p.A., CCIAA di Arezzo
264. FARILLON LIMITED, England

265. Farmacia Garbatella I S.r.l., Italy
266. Farmacie Comunali di Modena S.p.A., Italy
267. Farmacie Comunali di Padova S.p.A., Italy
268. Farmacie di Sassuolo S.p.A., Italy
269. Farmacie Pratesi Pratoforma S.p.A., CCIAA di Prato
270. FARMALVARION S.R.L. SOCIO UNICO, Italy
271. FASTPRO International, Inc.
272. Federal Medical Supplies, Inc. (McKesson Medical-Surgical Minnesota Supply Inc.)
273. Felview Limited, Dublin
274. First Aid Service, Inc.
275. First Choice Medical Supply Holding, Inc. (First Choice Medical Supply Holding, LLC)
276. First Choice Medical Supply Holding, LLC
277. First Choice Medical Supply, LLC
278. FIRTH & PILLING LIMITED, England
279. Flex-Master Technology Holdings, Inc.
280. Floriani-Apotheke Mag.pharm. Doris Leykauf KG, LG Graz
281. Foremost de Venezuela, S.A. (Forvensa)
282. Foremost Homes Hawaii, Ltd.
283. Foremost Iran Corporation
284. Foremost Shir, Inc.
285. Foremost Tehran, Inc.
286. FOSTER & PLUMPTON GROUP LIMITED, England
287. FOSTER & PLUMPTON LIMITED, England
288. Foundation For Opioid Response Efforts
289. G J MALEY LIMITED, Isle Of Man
290. G K CHEMISTS (GLOS) LIMITED, England
291. G K CHEMISTS LIMITED, England
292. GEHE Immobilien GmbH & Co. KG, Stuttgart
293. GEHE Immobilien Verwaltungs-GmbH, Stuttgart
294. GEHE Pharma Handel GmbH, Stuttgart
295. General Medical Inc.
296. GEORGE STAPLES (STOKE) LIMITED, England
297. Gerard Ryan Pharmacy (Clonmel) Limited, Dublin
298. GERSTHOFER-APOTHEKE Mag.pharm. Elisabeth Reissegger KG, HG Wien
299. Giardina Enterprises, Inc.
300. Glendale Radiation Oncology, LLC (Vantage Oncology Treatment Centers, LLC)
301. Golden State Company, Ltd.
302. Golden State Corporate Services LLC
303. Golden State Insurance Company Limited
304. Golden State Milk Products Company
305. Goodman Manufacturing Company
306. Gorrys Pharmacy Limited, Ireland
307. Goviltown Limited, Westmeath
308. GPL 2007 LIMITED, England
309. GRAEME PHARMACY (STIRLING) LIMITED, Scotland
310. GREENS PHARMACEUTICAL (HOLDINGS) LIMITED, England
311. Greenville Radiation Care, Inc.
312. Greystones Pharmacy Limited, Dublin
313. GROUPE PHR, France
314. Gulf South Medical Supply, Inc. (Gulf South Medical Supply, LLC)
315. Gulf South Medical Supply, LLC
316. Gwinnett Radiation Oncology, LLC
317. H THATCHER LIMITED, England
318. Haleston Enterprises Limited, Dublin
319. HBO & Company (VI), Inc.
320. HBO & Company of Georgia
321. HBOC Ventures, Inc.
322. HC Beteiligungsgesellschaft mbH, HG Wien
323. HDSC Acquisition Corp.
324. Health Data Sciences Corporation
325. Health Mart Atlas, LLC
326. Health Mart Systems, Inc.
327. HEALTH NEEDS LIMITED, England
328. HEALTHCLASS LIMITED, England
329. Heinz Management Co.
330. Helmar Holdings Limited, Dublin
331. HEP HealthQx Holdings, Inc. (McKesson Technologies Inc.)
332. Herba Chemosan Apotheker-AG, HG Wien
333. HERBERT FERRYMAN LIMITED, England
334. Hercules Parent LLC
335. Herz - Jesu Apotheke Mag. pharm. Marianne Keller KG, HG Wien



336. Herz Jesu Apotheke & Parfümerie Mag. pharm. Ingrid Heller KG, LG Feldkirch
337. HF Land Company
338. HFN of Northwest Florida, Inc.
339. HIGGINS & SON (CHEMISTS) LIMITED, England
340. HILL-SMITH (WARRINGTON) LIMITED, England
341. HisComp Co., Zee Medical Service Co.
342. HMS Acquisition Corp.
343. HOLLYFAR - Marcas e Comunicação, Unipessoal, Lda., Portugal
344. HOLMSCROFT HC LIMITED, Scotland
345. HOLON, S.A., Portugal
346. Honeybee Bridge LLC
347. HTP Inc. (HTP LLC)
348. HTP LLC
349. Hubertus-Apotheke Mag.pharm. E. Klettenhofer KG, HG Wien
350. HUSKY AQUISITION INC.
351. Hygeia Bottled Water, Inc.
352. HYWEL DAVIES (CAERPHILLY) LIMITED, England
353. IHA Corp.
354. Imagine Health, Inc.
355. INDEPENDENT PHARMACY CARE CENTRES (2008) LIMITED, England
356. Indian River Radiation Oncology, LLC
357. Infolab, LLC
358. Innovent Oncology, LLC
359. INSPIRON DISTRIBUTION LIMITED, England
360. Integrated Cancer Care, LLC
361. Integrated Pathology Services
362. IntelliClaim, Inc.
363. Inten GmbH, Stuttgart
364. Intercal, Inc.
365. International Dairy Engineering Co. of Asia, Inc.
366. InterQual Inc.
367. intraFUSION GP, LLC
368. Intrafusion Holding Corp.
369. intraFUSION Purchasing Network, LLC
370. intraFUSION Research Network, LLC
371. Inviva, McKesson Pharma Care Network Corporation / La Corporation Inviva, Réseau de soins pharmacologiques McKesson (SUCCESSOR)
372. Iowa Pharmaceutical Services, LLC
373. IPCC LIMITED, England
374. IPD Holdings, Inc.
375. J S DENT LIMITED, England
376. Bradbury (Surgical) Limited, Northern Ireland
377. J.G. Crowley Pharmacy Limited, Dublin
378. JACS, Inc.
379. Jaron, Inc.
380. Jeffersonville Radiation Technology, LLC
381. Jessheim Apotek AS
382. Jewett Drug Co.
383. Jewett Drug LLC
384. Johannes Apotheke Mag. pharm. Deutsch KG, LG Graz
385. JOHN BELL & CROYDEN LIMITED, England
386. JOHN HAMILTON (PHARMACEUTICALS) LIMITED, Scotland
387. Jupiter Acquisition Ltd.
388. Kairnburry, Dublin
389. Kathleen Properties Subdivision Association, Inc.
390. Keling Limited
391. Keltman Pharmaceuticals, Inc. (Linear Holdings, LLC)
392. Kemofarmacija, veletrgovina za oskrbo zdravstva, d.d., Ljubljana
393. Keystone/Ozone Pure Water Company
394. Kilshallow Limited, Dublin
395. KINGSWOOD CHEMISTS LIMITED, England
396. KINGSWOOD GK LIMITED, England
397. Kitco, Inc.
398. Knowledgeable Healthcare Solutions, Inc.
399. Kreuz-Apotheke KG, HG Wien
400. KWS & P, Inc
401. KWS & P/SFA, Inc.
402. KYLE & CARRICK HOLDINGS LIMITED, Scotland
403. Laboratoria Flandria NV, Belgium
404. Laboratory Supply Company
405. Labsco Holdings, Inc. (McKesson Medical-Surgical Inc.)
406. Leesburg Radiation Oncology, LLC
407. LEVELCROWN LIMITED, England
408. Liberty Real Estate NJ LLC
409. Lind-Apotheke Mag. pharm. Alexander Telesko KG, LG Klagenfurt
410. Linear Holdings, Inc. (McKesson Medical-Surgical Top Holdings Inc.)
411. Linear Holdings, LLC (Linear Holdings, Inc.)

412. Linear Medical Solutions, LLC
413. LINFORD PHARMACIES LIMITED, England
414. LISEAPOTEKENE AS
415. Lissone Farmacie S.p.A., CCIAA di Monza e Brianza
416. LIVINGSTON HEALTH CENTRE (P.D) CO. LIMITED, Scotland
417. LKW, Inc.
418. LLOYDS CHEMISTS LIMITED, England
419. LLOYDS CHEMISTS RETAIL (NORTHERN) LIMITED, England
420. LLOYDS CHEMISTS RETAIL LIMITED, England
421. LLOYDS GROUP PROPERTIES LIMITED, England
422. Lloyds Pharmacy Clinical Homecare Limited, England
423. LLOYDS PHARMACY LIMITED, England
424. LLOYDS PROPERTIES LIMITED, England
425. LLOYDS Property Management Company Belgium S.A., Belgium
426. LLOYDS RETAIL CHEMISTS LIMITED, England
427. Lloyds Retail S.r.l., Socio Unico, Italy
428. LLOYDSFARMACIA ROMA 4 S.R.L., Italy
429. Lloydspharma Group S.A., Belgium
430. Lloydspharma S.A., Belgium
431. Lloydspharmacy Ireland Limited, Dublin
432. Lory Apotheke Mag. pharm. Karin Eichinger KG, HG Wien
433. LP Clinical Homecare Group Limited, England
434. LPL ONE LIMITED, England
435. M H GILL LIMITED, England
436. M PAYNE & CO LIMITED, England
437. Macfor International Finance Company
438. MACON Acquisition Corp.
439. Macro Helix LLC
440. Madison Acquisition Inc.
441. Marathon Acquisition Subsidiary, Inc.
442. Mariahilf-Apotheke Mag. pharm. Christoph Rücklinger KG, LG St. Pölten
443. Mariahilf-Apotheke Mag. pharm. Helga Mann KG, Landesgericht Graz
444. Marien-Apotheke Mag. pharm. Thomas Job KG, LG Eisenstadt
445. Marien-Apotheke, Mag.pharm. Eva Grabner KG, Landesgericht Korneuburg
446. Maryland First Aid Co., Inc.
447. MASTA Limited, England
448. Masters Drug Company, Inc.
449. MATIS Immobilien OHG, Stuttgart
450. Maurice F. Dougan Limited, Dublin
451. May Roberts Ltd, Dublin
452. MCK Acquisition Corp.
453. McK International Financial Holdings (Barbados) SRL
454. McKesson (Cayman Islands) Inc.
455. McKesson (Shanghai) Trading Company Limited
456. McKesson + Strategic Solutions ULC / Solutions Strategiques McKesson + ULC
457. McKesson Automation Systems Inc.
458. McKesson Belgium Holdings SPRL, Belgium
459. McKesson Canada Corporation/La Corporation McKesson Canada (SUCCESSOR)
460. McKesson Canada Finance IA ULC
461. McKesson Canada Finance IB ULC
462. McKesson Capital Funding Corp.
463. McKesson Capital Funding Corporation
464. McKesson Capital LLC
465. McKesson Central Fill LLC (McKesson Distribution Holdings LLC)
466. McKesson Contract Research Organization LLC
467. McKesson Cork Business Solutions Unlimited Company
468. McKesson Corporate Properties, Inc.
469. McKesson Corporation
470. McKesson Development Corp.
471. McKesson Distribution Holdings LLC
472. McKesson Drug Company LLC
473. McKesson Europe AG
474. McKesson Europe Holdings GmbH & Co. KGaA
475. McKesson Europe Holdings Verwaltungs GmbH
476. McKesson Financial Holdings II Unlimited Company
477. McKesson Financial Holdings Unlimited Company
478. McKesson Financing Trust III
479. McKesson Financing Trust IV
480. McKesson Foundation Inc.

- |  |  |
|--|--|
| 481. McKesson FRANCE HOLDINGS, Bobigny   | 510. McKesson International Bermuda IP5B Unlimited (McKesson International Bermuda IP5A Limited)     |
| 482. McKesson France Retail, Bobigny B   | 511. McKesson International Bermuda Opco1A Limited   |
| 483. McKesson Funding Company of Canada  | 512. McKesson International Bermuda Opco1B Unlimited (McKesson International Bermuda Opco1A Limited) |
| 484. McKesson Global Procurement & Sourcing Limited  | 513. McKesson International Bermuda Opco3A Limited   |
| 485. McKesson Global Sourcing Limited  | 514. McKesson International Bermuda Opco3B Unlimited (McKesson International Bermuda Opco3A Limited) |
| 486. McKesson Global Sourcing Limited [Irish Branch]   | 515. McKesson International Bermuda Opco4A Limited   |
| 487. McKesson Health Solutions Holdings LLC  | 516. McKesson International Bermuda Opco4B Unlimited   |
| 488. McKesson Health Solutions LLC   | 517. McKesson International Finance III Limited (McKesson US Finance Corporation)                    |
| 489. McKesson Health Solutions Puerto Rico Inc.  | 518. McKesson International Finance S.a.r.l.   |
| 490. McKesson Health Solutions Texas Inc.  | 519. McKesson International Holdings III S.a.r.l.  |
| 491. McKesson High Volume Solutions Inc.   | 520. McKesson International Holdings IV S.a.r.l.   |
| 492. McKesson Information Solutions Finance S.a.r.l.   | 521. McKesson International Holdings S.a.r.l.  |
| 493. McKesson Information Solutions Holdings II S.a.r.l.   | 522. McKesson International Holdings Unlimited Company   |
| 494. McKesson Information Solutions Holdings III S.a.r.l.  | 523. McKesson International Holdings VI S.a.r.l.   |
| 495. McKesson Information Solutions Holdings IV S.a.r.l.   | 524. McKesson International Holdings VII S.a.r.l.  |
| 496. McKesson Information Solutions Holdings V S.a.r.l.  | 525. McKesson International Investment Corp.   |
| 497. McKesson Information Solutions III LLC  | 526. McKesson International Ireland I Limited  |
| 498. McKesson Information Solutions Inc. (McKesson Information Solutions LLC)                    | 527. McKesson International LLC  |
| 499. McKesson Information Solutions IV LLC   | 528. McKesson International Malaysia Sdn Bhd   |
| 500. McKesson Information Solutions LLC  | 529. McKesson International S.a.r.l.   |
| 501. McKesson Information Solutions Topholdings S.a.r.l.   | 530. McKesson International Topholdings S.a.r.l.   |
| 502. McKesson Information Solutions UK Limited   | 531. McKesson Ireland Limited  |
| 503. McKesson International Bermuda IP2A Limited   | 532. McKesson Logistics Solutions  |
| 504. McKesson International Bermuda IP2B Unlimited   | 533. McKesson Medical Imaging Company Ltd. (predecessor)   |
| 505. McKesson International Bermuda IP3A Limited   | 534. McKesson Medical-Surgical FDT Inc.  |
| 506. McKesson International Bermuda IP3B Unlimited (McKesson International Bermuda IP3A Limited) | 535. McKesson Medical-Surgical Government Solutions LLC  |
| 507. McKesson International Bermuda IP4A Limited   | 536. McKesson Medical-Surgical Holdings Inc.   |
| 508. McKesson International Bermuda IP4B Unlimited (McKesson International Bermuda IP4A Limited) | 537. McKesson Medical-Surgical Inc.  |
| 509. McKesson International Bermuda IP5A Limited   | 538. McKesson Medical-Surgical Iowa Inc.   |

539. McKesson Medical-Surgical Iowa Supply Inc.
540. McKesson Medical-Surgical Maine Inc.
541. McKesson Medical-Surgical Manufacturing Inc.
542. McKesson Medical-Surgical MediMart Inc.
543. McKesson Medical-Surgical MediNet Inc.
544. McKesson Medical-Surgical Minnesota Inc. (McKesson Medical-Surgical Holdings Inc.)
545. McKesson Medical-Surgical Minnesota Supply Inc.
546. McKesson Medical-Surgical Supply Chain Services LLC
547. McKesson Medical-Surgical Top Holdings Inc.
548. McKesson Medication Management Holdings Inc.
549. McKesson Medication Management Virgin Islands Inc.
550. McKesson Norway Holdings AS
551. McKesson Pharmacy Optimization LLC
552. McKesson Pharmacy Systems Canada ULC
553. McKesson Pharmacy Systems LLC
554. McKesson Plasma and Biologics LLC
555. McKesson Prescription Drug Plan LLC
556. McKesson Property Company, Inc.
557. McKesson Purchasing Company LLC
558. McKesson Services Inc. (McKesson Services LLC)
559. McKesson Services LLC
560. McKesson Sourcing Services Inc.
561. McKesson Specialized Distribution Inc. / McKesson Distribution Specialisee Inc. (Successor)
562. McKesson Specialty Arizona Inc.
563. McKesson Specialty Care Distribution Corporation (McKesson Specialty Care Distribution LLC)
564. McKesson Specialty Care Distribution JV LLC
565. McKesson Specialty Care Distribution LLC
566. McKesson Specialty Corporation
567. McKesson Specialty Distribution LLC
568. McKesson Specialty Health Innovative Practice Services, LLC
569. McKesson Specialty Health Management Services LLC
570. McKesson Specialty Health Pharmaceutical & Biotech Solutions, LLC
571. McKesson Specialty Health Pharmaceutical & Biotech Solutions, LP (McKesson Specialty Health Pharmaceutical & Biotech Solutions, LLC)
572. McKesson Specialty Health Technology Products LLC
573. McKesson Specialty Pharmacy, LP (RxC Acquisition Company)
574. McKesson Specialty Prescription Services (Atlantic) Corporation/Corporation McKesson Services de Prescription Spécialisée (Atlantique)
575. McKesson Specialty Prescription Services (B.C.) Corporation
576. McKesson Specialty Prescription Services Corporation
577. McKesson SPS (Manitoba) Corporation
578. McKesson Strategic Services Limited
579. McKesson Technologies Inc.
580. McKesson Trading Company
581. McKesson Transportation Systems, Inc.
582. McKesson UK Finance I Limited
583. McKesson UK Finance II Limited
584. McKesson UK Finance V Limited
585. McKesson UK Holdings Limited
586. McKesson US Finance Corporation
587. McKesson US Holdings GP
588. McKesson Ventures LLC
589. McKesson Ventures Unlimited Company
590. McQueary Bros. Drug Company
591. McQueary Bros. Drug Company, LLC
592. McSweeney Dispensers 10 Limited, Ireland
593. McSweeney Dispensers 23 Limited, Ireland
594. MDD pharma N.V., Belgium
595. MED3000 Health Solutions Southeast
596. MED3000 RPG
597. Medaid Supply, Inc.
598. Medcon Telemedicine Technology, Inc.
599. Median Healthcare Services Unlimited Company, Ireland
600. Medical & Vaccine Products, Inc.
601. Medical Advisory Services for Travellers Abroad Limited, England
602. Medical Specialties Distributors Holdings, Inc. (MSD Parent Corporation)
603. Medical Specialties Distributors, LLC

604. Medical Specialties Holdings Corp.  
(Medical Specialties Holdings II Corp.)
605. Medical Specialties Holdings II Corp.
606. Medicentres Canada Inc. (SUCCESSOR)
607. Medicine Shoppe Atlantic Corporation
608. Medicine Shoppe Canada Corporation
609. Medicine Shoppe Canada Real Estate  
Corporation
610. MEDIMART LIMITED, England
611. MediVation, Inc.
612. MedVentive Inc.
613. MeMed CZ s.r.o., Praha
614. Menges Medizintechnik Schweiz AG,  
Sankt Gallen
615. Merlin Subsidiary Inc.
616. Merrick Healthcare Limited
617. Metabolic Healthcare Holdings Limited,  
England
618. Metabolic Healthcare Limited, England
619. Metropolitan Integrated Cancer Center,  
L.L.C.
620. MH/USON Radiation Management  
Company, LLC
621. MHD-USO General, LLC
622. MHD-USO Management Company, LP
623. MHS Connecticut LLC
624. Michigan Pharmaceutical Services, LLC
625. Mid-Atlantic Radiation Oncology LLC
626. Millennium Merger Corporation
627. Mohawk Liqueur Corporation
628. Mohren-Apotheke Mag. Christian Müller  
KG, LG Graz
629. Moore Medical LLC (McKesson Medical-  
Surgical Government Solutions LLC)
630. Mosaic Acquisition Corporation
631. MOUNT PHARMACY LIMITED,  
England
632. MSA Products LLC
633. MSD Acquisition Corp. (Medical  
Specialties Holdings Corp.)
634. MSD Parent Corporation (MSD  
Acquisition Corp.)
635. Multum Information Services, Inc.
636. MUNRO PHARMACY LIMITED,  
Scotland
637. MWPC Acquisition Corp.
638. MWPC Acquisition Corp. (PA)
639. My MHealth Limited, England & Wales
640. myhca, inc.
641. NARO, LLC
642. National Oncology Alliance, Inc.
643. Natureline, Dublin
644. NDC of Canada, Inc.
645. NDCHealth Corporation
646. NDCHealth Pharmacy Systems and  
Services, Inc.
647. Nebraska Pharmaceutical Services, LLC
648. Negatron, Inc.
649. Nensi d.o.o., Ljubljana
650. NERO GP, LLC
651. New Experimental Therapeutics of San  
Antonio, LLC
652. NEW KIRK PHARMACY LIMITED,  
Scotland
653. New Mexico Pharmaceutical Services,  
LLC
654. NewHealthCo, LLC
655. NexCura, LLC (McKesson Specialty  
Health Technology Products LLC)
656. Nibelungen-Apotheke Mag. pharm.  
Michaela Wachter KG, LG St. Pölten
657. Norsk Medisinaldepot AS
658. North Carolina Pharmaceutical Services,  
LLC
659. Northeast Pennsylvania Radiation  
Oncology, LP
660. Northern Arizona Oncology Centers, LLC
661. Northern Boulevard Radiation Oncology  
Management, LLC
662. Northern San Fernando Valley Radiation  
Oncology, LLC
663. Northstar Healthcare Holdings Limited
664. Northstar Healthcare Holdings Unlimited  
Company
665. Northstar Healthcare Limited
666. Northstar Healthcare Unlimited Company
667. Northstar International Holdings Limited
668. Northstar Rx LLC
669. Norvern Enterprises, Inc.
670. NR Direct, Inc. (McKesson Patient Care  
Solutions Inc.)
671. O'Leary Pharmacy (Lucan) Limited,  
Dublin
672. OCP FORMATION, Bobigny
673. OCP PORTUGAL, PRODUTOS  
FARMACÊUTICOS, S.A., Maia
674. OCP REPARTITION, Bobigny B
675. OCP, Bobigny
676. Oncology Holdings II, Inc.
677. Oncology Holdings, Inc.
678. Oncology Rehab Partners, LLC

679. Oncology Therapeutics Network Corporation
680. Oncology Today, LP
681. OnMark, Inc.
682. Optimed Health Limited, England & Wales
683. Orca Acquisition Corp.
684. Ørebekk Apotek AS
685. Oswald-Apotheke Mag. pharm. Ilse Pedevilla KG, LG Feldkirch
686. OTN Generics, Inc.
687. OTN Participant, Inc.
688. Outpatient Infusion Systems, Inc
689. Øygarden Apotek AS
690. P C Cahill & Company Limited, Dublin
691. P.L.C.E., Inc.
692. Packet Merger Sub Inc.
693. PALEMODA LIMITED, England
694. Palm Merger Sub, Inc.
695. Panther Acquisition Corporation
696. Panther-Apotheke Mag. pharm. Margarete Breyha KG., LG St. Pölten
697. Paracelsus-Apotheke Mag. pharm. Dr. Birgit Müller KG, Austria
698. Pathology Service Associates, LLC
699. Pathway Purchasing Network, LLC
700. Patient Account Management Services, Inc.
701. PAUL WHEELER LIMITED, England
702. PCB SA, Belgium
703. PEEL STREET PHARMACY LIMITED, England
704. peerVue, Inc. (DE)
705. peerVue, Inc. (NH)
706. Pemberton Marketing International Limited
707. Penn-Chem Corporation
708. PERILLA Grundstücks-Verwaltungsgesellschaft mbH & Co. KG, AG München
709. Per-Se Transaction Services, Inc.
710. PF2 McKesson Technologies Inc.
711. PF2 SpinCo Inc.
712. Pharma Belgium Belmedis SA, Belgium
713. PHARMA PARTNERS, Belgium
714. Pharma Services (NI) Limited, Northern Ireland
715. Pharmaceutical Distributors Federation Ireland Company Limited By Guarantee
716. Pharmaceutical Support Services, Inc.
717. Pharmacie Ananga-Talom, Belgium
718. Pharmacie de la Bascule, Belgium
719. PHARMACTIV DISTRIBUTION, Bobigny B
720. Pharmacy O`Riada Holdings Limited, Dublin
721. PHARMAGEN LIMITED, England
722. PHILIP GOODMAN LIMITED, England
723. PHR ANTILLES, FORT DE FRANCE
724. PhyServ Solutions, Inc.
725. Physician Micro Systems, Inc.
726. Physician Oncology Services Management Company, LLC
727. Physician Reliance Holdings, LLC
728. Physician Reliance Maryland, LP
729. Physician Reliance Network, Inc. (Physician Reliance Network, LLC)
730. Physician Reliance Network, LLC
731. Physician Reliance, L.P.
732. Physician Reliance, LLC
733. Physician Sales & Service Limited Partnership
734. Physician Sales & Service, Inc. (McKesson Medical-Surgical Top Holdings Inc.)
735. Pindsle Apotek AS
736. PMLX Limited
737. POC Management Group, LLC (Dispensing Solutions, Inc.)
738. Podiatry Online, Inc.
739. Portico Systems of Delaware, Inc.
740. POS I Corp. (Dublin 2016 Acquisition, LLC)
741. Presbyterian Cancer Center-Dallas, LLC
742. Prescribing Support Services Limited, England & Wales
743. Prima Brands Limited, Northern Ireland
744. PRIMELIGHT LIMITED, England
745. Prismedica S.A.S.
746. PRN Physician Reliance, LLC
747. Pro-AvO GmbH, Deutschland
748. Proclaim, Inc. (McKesson Medical-Surgical MediMart Inc.)
749. PRODILAB, France
750. Providence Radiation Oncology Partners LLC
751. PSS China Sourcing Limited
752. PSS Global Holdings
753. PSS Global Sourcing China Business Trust
754. PSS Global Sourcing Hong Kong Limited

755. PSS Global Sourcing Limited [Hong Kong]
756. PSS HK 1 Limited
757. PSS Holding, Inc. (McKesson Medical-Surgical Inc.)
758. PSS Service, Inc. (McKesson Medical-Surgical Top Holdings Inc.)
759. PSS Southeast Asia Limited
760. PSS World Medical, Inc.
761. PST Products, LLC
762. PST Services, Inc. (PST Products, LLC)
763. Purchasing Alliance for Clinical Therapeutics, LLC
764. R F FOSKETT & SON LIMITED, England
765. R GORDON DRUMMOND LIMITED, England
766. R/X Automation Solutions, LLC
767. Raabtal-Apotheke Mag.pharm. Karin Drawetz KG, Landesgericht Graz
768. Radiation Oncology Services of America, Inc.
769. Radiotherapy Clinic Holdings, LLC
770. Radiotherapy Clinics of Kentuckiana, LLC
771. Radiotherapy Clinics of Kentuckiana-2, LLC
772. Radius Data Solutions, LLC
773. Radius Reimbursement Services, LLC
774. Radunnco, Inc.
775. Rancare, Inc.
776. Randolph Home Care Inc.
777. Randolph Medical Inc.
778. RCOG Cancer Centers, LLC
779. Rebel Distributors Corp. (McKesson Medical-Surgical Top Holdings Inc.)
780. recucare GmbH, Stuttgart
781. recusana GmbH, Stuttgart
782. Regenbogenapotheke "Am Leberberg" Mag. pharm. Andreas Portisch KG, HG Wien
783. RelayHealth Corporation (McKesson Information Solutions LLC)
784. Renoir Acquisition Corporation
785. Renoir Acquisition Corporation (DE)
786. RESEAU SANTE, BREST
787. RetraceHealth, Inc.
788. Rexall Pharmacy Group Ltd.
789. Rexall/Pharma Plus Pharmacies (BC) Ltd.
790. Rexall/Pharma Plus Pharmacies (Sask) Ltd.
791. Rexall/Pharma Plus Pharmacies Ltd.
792. Riel, Inc.
793. Riverside Radiation Oncology, LLC (Vantage Oncology Treatment Centers, LLC)
794. R-jet, Incorporated
795. RMCC Cancer Center, Inc. (RMCC Cancer Center, LLC)
796. RMCC Cancer Center, LLC
797. ROSA of Eastern Shore, LLC
798. ROSA of Georgia, LLC
799. ROSA of South Alabama, LLC
800. ROSA of Southern New Jersey, LLC
801. Roth Medical Services, Inc.
802. RPRS, LLC
803. RX Information Technology LLC
804. RxC Acquisition Company
805. RxCrossroads 3PL LLC
806. Ryle and De Lacy Pharmacies Limited, Ireland
807. S.K.U., Inc.
808. Salus-Apotheke Mag. pharm. Simone Gaigg KG, Salzburg
809. Salvator - Apotheke Mag. pharm. Gertrude Pölzl KG, LG Leoben
810. San Bruno Mountain Ltd., A California Limited Partnership
811. Sandviken Apotek AS
812. Sangers (Northern Ireland) Limited, Northern Ireland
813. SANOVA Pharma GesmbH, HG Wien
814. SAVORY & MOORE (JERSEY) LIMITED, Jersey
815. SAVORY & MOORE LIMITED, Scotland
816. SCHOLES (CHEMISTS) LIMITED, England
817. Schutzensengelapotheke Neufeld Mag. Schweifer KG, LG Eisenstadt
818. Scrip Pak, LLC (Linear Holdings, LLC)
819. Script2U Holdings LLC
820. Script2U LLC
821. ScriptHero LLC
822. ScriptHero Pharmacy Holdings LLC
823. ScriptHero Pharmacy LLC
824. Select RX, LLC (Linear Holdings, LLC)
825. SelectPlus Oncology, LLC
826. Sens Arbeidsinkluderig AS
827. Sens Eiendom AS
828. Sens Gruppen AS
829. Sens Utvikling AS

830. SERVICE DE LA REPARTITION  
PHARMACEUTIQUE, Paris
831. SF Valley Derm Equipment I, LLC
832. Sherman Oaks Radiation Oncology, LLC  
(Vantage Oncology Treatment Centers,  
LLC)
833. Sherman Oaks Radiation Technology,  
LLC (Vantage Oncology Treatment  
Centers, LLC)
834. Shoup Properties, Inc.
835. SHS V Medtech Investments GmbH &  
Co. KG
836. Simply Medical LLC
837. SIVEM Pharmaceuticals ULC/SIVEM  
Produits Pharmaceutiques ULC
838. Six R Investments, Inc.
839. SOCIETE COOPERATIVE OUEST  
PARTAGE, BREST
840. SOCIETE D'ETUDES ET DE  
REALISATIONS INFORMATIQUES,  
Monaco
841. Sofarmex BVBA, Belgium
842. Sofiadis SCRL, Belgium
843. Soldier Acquisition Corporation
844. SOPI The Lough Limited, Ireland
845. SOPI Youghal Limited, Ireland
846. SourceTenn LLC
847. South Alabama Cancer Centers, LLC
848. South Bay Radiation Oncology, LLC
849. South Pacific Medical Inc.
850. Southeast Merger Corp.
851. Southeast Texas Cancer Centers, L.P.
852. Southern California Radiation Oncology,  
LLC
853. Spider Acquisition Corporation
854. Spirit Acquisition Corporation
855. Spring Valley Industries, LLC
856. St. Louis Pharmaceutical Services, LLC
857. St. Lucas-Apotheke Mag.pharm. Ilona  
Elisabeth Leitner KG, HG Wien
858. St. Markus Apotheke Dr. Elke  
Kramberger-Kaplan KG, LG Linz
859. St. Richard Apotheke Mag.pharm. Ursula  
Kohl KG, Landesgericht Korneuburg
860. Stadion-Apotheke Mag. pharm. Ulrike  
Grosser-Schmidt KG, LG St. Pölten
861. Stadt-Apotheke "Zur heiligen Barbara"  
Mag. pharm. Igor Mauritsch KG, Austria
862. Stadtapotheke Fürstenfeld Mag. pharm.  
Waltraud Maier KG, Landesgericht Graz
863. Stat RX USA, LLC (Linear Holdings,  
LLC)
864. STATIM FINANCE LIMITED, England
865. STEPHEN SMITH LIMITED, Guernsey
866. Sterling Medical Services, LLC  
(McKesson Patient Care Solutions Inc.)
867. STQ LLC
868. Strategic Health Alliance II, Inc.
869. Strategic Health Alliance Management  
Corp.
870. Strategic Sourcing Services LLC
871. Streator Radiation Oncology, LLC
872. Stubaital-Apotheke Mag.pharm. Christian  
Kernstock KG, LG Innsbruck
873. Summa Script LLC
874. Sund Apotek AS
875. SUPERFIELD LIMITED, England
876. Supplylogix LLC
877. T AND I WHITE LIMITED, England
878. T. Sheridan Sales & Marketing, Dublin
879. Tabor Apotheke Mag. pharm. Wolfram  
Schaden KG, LG Steyr
880. Targa Parent Holdings, LLC
881. TBC Products, Inc.
882. Temperature Controlled Pharmaceuticals  
Limited
883. Test Corporation changed 2 GM 3 AG
884. Test Entity - Corporation
885. Test Entity - Corporation (Glenette)
886. Test Entity - LLC (Anne)
887. Test Entity - LLC (Glenette)
888. Test Entity - LLC (Karen)
889. Test Entity - LLC (Melissa)
890. Test Entity - LP
891. Test Entity - Manager LLC
892. Test Entity - Member LLC
893. Test Entity - Parent Corporation
894. Texas Pharmaceutical Services, LLC
895. Texas Proton Therapy Center, LLC
896. The Oregon Cancer Centers, Ltd.
897. Theratech, Inc. (McKesson Medical-  
Surgical Top Holdings Inc.)
898. Thriftymed, Inc. (McKesson Medical-  
Surgical Top Holdings Inc.)
899. THURNBY ROSE LIMITED, England
900. Titus Home Health Care LLC
901. Tjellesen Max Jenne A/S, Rodovre
902. Todin A/S, Denmark
903. TOPS Pharmacy Services, Inc.
904. Tower Radiation Technology, LLC
905. Tracer Enterprises LLC



906. Tri-State Radiation Oncology Centers, LLC
907. Tuna Acquisition Corp.
908. Tyler Radiation Equipment Leasing, LLC
909. Unicare Dispensers 16 Limited, Ireland
910. Unicare Dispensers 27 Limited, Ireland
911. Unicare Dispensers 5 Limited, Ireland
912. Unicare Pharmacy Group Limited, Dublin
913. United Drug (Wholesale) Limited
914. United Drug Distributors Ireland Limited
915. Unity Oncology, LLC
916. Urbani-Apotheke Mag. pharm. Bernhard Prattes KG, LG Graz
917. US Oncology Corporate, Inc.
918. US Oncology Holdings, Inc.
919. US Oncology Lab Services, LLC
920. US Oncology Pharmaceutical Services, LLC
921. US Oncology Pharmacy GPO, L.P.
922. US Oncology Reimbursement Solutions, LLC
923. US Oncology Research, Inc. (US Oncology Research, LLC)
924. US Oncology Research, LLC
925. US Oncology Specialty, LP
926. US Oncology, Inc.
927. USCITA LIMITED, England
928. USON Insurance Company
929. USON Risk Retention Group, Inc.
930. Utah Acquisition Corporation
931. Valley Equipment Company
932. Vantage Acquisition Company, LLC (Vantage Oncology, LLC)
933. Vantage Acquisition Finance, LLC (Vantage Oncology, LLC)
934. Vantage Cancer Care - Alabama, LLC (Vantage Cancer Care Networks, LLC)
935. Vantage Cancer Care - Indiana, LLC (Vantage Cancer Care Networks, LLC)
936. Vantage Cancer Care - New Mexico, LLC (Vantage Cancer Care Networks, LLC)
937. Vantage Cancer Care Network of Alabama, LLC (Vantage Cancer Care Networks, LLC)
938. Vantage Cancer Care Network of Indiana, LLC (Vantage Cancer Care Networks, LLC)
939. Vantage Cancer Care Network of New Mexico, LLC (Vantage Cancer Care Networks, LLC)
940. Vantage Cancer Care Networks, LLC
941. Vantage Cancer Centers of Georgia, LLC
942. Vantage Central Ohio Radiation Therapy, LLC
943. Vantage Equipment Acquisition, LLC
944. Vantage Exton Radiation Oncology, LLC
945. Vantage Medical Management Services, LLC
946. Vantage Mokena Radiation Oncology, LLC
947. Vantage Oncology - Brooklyn, LLC
948. Vantage Oncology Centers - Beverly Hills, LLC
949. Vantage Oncology Finance Co. (Vantage Oncology, LLC)
950. Vantage Oncology Holdings, LLC
951. Vantage Oncology LLC PAC Corporation
952. Vantage Oncology Physics, LLC
953. Vantage Oncology Treatment Centers - Brevard, LLC
954. Vantage Oncology Treatment Centers - Brockton, LLC
955. Vantage Oncology Treatment Centers - Central Florida, LLC (Vantage Oncology Treatment Centers, LLC)
956. Vantage Oncology Treatment Centers - Northern Arizona, LLC
957. Vantage Oncology Treatment Centers - Ohio, LLC (Vantage Oncology Treatment Centers, LLC)
958. Vantage Oncology Treatment Centers - San Antonio, LLC (Vantage Oncology Treatment Centers, LLC)
959. Vantage Oncology Treatment Centers - Tri-State, LLC
960. Vantage Oncology Treatment Centers, LLC
961. Vantage Oncology, LLC
962. Vantage Operational Support Services, LLC
963. Vantage Radiation Oncology Associates, LLC
964. Vantage San Antonio Radiation Oncology, LLC (Vantage Oncology Treatment Centers - San Antonio, LLC)
965. Vantage South Suburban Radiation Oncology, LLC
966. VC Services, Inc.
967. VEC GP, LLC
968. VerbalCare, LLC
969. Verdal Apotek AS
970. Very Important Products, Inc.

- 971. Visitacion Associates
- 972. Vitapharm, proizvodnja in trgovina  
farmacevtskih izdelkov d.o.o., Murska  
Sobota
- 973. Vitusapotek Jessheim Storsenter AS
- 974. Vitus-Apteket Torvbyen Fredrikstad AS
- 975. VOTC-Queens, LLC
- 976. Vulcan Acquisition Subsidiary, Inc.
- 977. W H CHANTER LIMITED, England
- 978. W H GREEN (CHEMISTS) LIMITED,  
England
- 979. W JAMIESON (CHEMISTS) LIMITED,  
England
- 980. W.H.C.P. (DUNDEE) LIMITED,  
Scotland
- 981. Walsh Distribution, L.L.C.
- 982. Walsh Healthcare Solutions LLC
- 983. Walsh Healthcare Solutions, Inc.
- 984. Walsh Heartland, L.L.C.
- 985. Walsh Southwest L.L.C.
- 986. Well.ca ULC
- 987. West Florida Radiation Therapy, LLC
- 988. West Wholesale Drug Co.
- 989. WESTCLOSE LIMITED, England
- 990. Western Tumor Radiation Oncology, LLC  
(Vantage Oncology Treatment Centers,  
LLC)
- 991. Westside LA Derm Equipment I, LLC
- 992. WFCC Radiation Management Company,  
LLC
- 993. Wickham Radiation Oncology, LLC  
(Vantage Oncology Treatment Centers,  
LLC)
- 994. Wiley Industries, LLC
- 995. Wilkes Barre Radiation Technology, LLC  
(Vantage Oncology Treatment Centers,  
LLC)
- 996. Wilkes-Barre Radiation Oncology, LLC
- 997. Windmill Realty, LLC
- 998. WOODSIDE PHARMACY (GLASGOW)  
LIMITED, Scotland
- 999. World Medical Government Solutions,  
LLC
- 1000. WorldMed Shared Services, Inc.
- 1001. WZ-WundZentren GmbH, AG Düsseldorf
- 1002. Ybbstal-Apotheke Mag.pharm. Adelheid  
Tazreiter KG, LG St. Pölten
- 1003. Zeepro, Inc.

**EXHIBIT K**

**Subdivision Settlement Participation Form**

Governmental Entity:	State:
Authorized Official:	
Address 1:	
Address 2:	
City, State, Zip:	
Phone:	
Email:	

The governmental entity identified above ("*Governmental Entity*"), in order to obtain and in consideration for the benefits provided to the Governmental Entity pursuant to the Settlement Agreement dated July 21, 2021 ("*Distributor Settlement*"), and acting through the undersigned authorized official, hereby elects to participate in the Distributor Settlement, release all Released Claims against all Released Entities, and agrees as follows.

1. The Governmental Entity is aware of and has reviewed the Distributor Settlement, understands that all terms in this Participation Form have the meanings defined therein, and agrees that by signing this Participation Form, the Governmental Entity elects to participate in the Distributor Settlement and become a Participating Subdivision as provided therein.
2. The Governmental Entity shall, within 14 days of the Reference Date and prior to the filing of the Consent Judgment, secure the dismissal with prejudice of any Released Claims that it has filed.
3. The Governmental Entity agrees to the terms of the Distributor Settlement pertaining to Subdivisions as defined therein.
4. By agreeing to the terms of the Distributor Settlement and becoming a Releasor, the Governmental Entity is entitled to the benefits provided therein, including, if applicable, monetary payments beginning after the Effective Date.
5. The Governmental Entity agrees to use any monies it receives through the Distributor Settlement solely for the purposes provided therein.
6. The Governmental Entity submits to the jurisdiction of the court in the Governmental Entity's state where the Consent Judgment is filed for purposes limited to that court's role as provided in, and for resolving disputes to the extent provided in, the Distributor Settlement. The Governmental Entity likewise agrees to arbitrate before the National Arbitration Panel as provided in, and for resolving disputes to the extent otherwise provided in, the Distributor Settlement.

7. The Governmental Entity has the right to enforce the Distributor Settlement as provided therein.
8. The Governmental Entity, as a Participating Subdivision, hereby becomes a Releasor for all purposes in the Distributor Settlement, including, but not limited to, all provisions of Part XI, and along with all departments, agencies, divisions, boards, commissions, districts, instrumentalities of any kind and attorneys, and any person in their official capacity elected or appointed to serve any of the foregoing and any agency, person, or other entity claiming by or through any of the foregoing, and any other entity identified in the definition of Releasor, provides for a release to the fullest extent of its authority. As a Releasor, the Governmental Entity hereby absolutely, unconditionally, and irrevocably covenants not to bring, file, or claim, or to cause, assist or permit to be brought, filed, or claimed, or to otherwise seek to establish liability for any Released Claims against any Released Entity in any forum whatsoever. The releases provided for in the Distributor Settlement are intended by the Parties to be broad and shall be interpreted so as to give the Released Entities the broadest possible bar against any liability relating in any way to Released Claims and extend to the full extent of the power of the Governmental Entity to release claims. The Distributor Settlement shall be a complete bar to any Released Claim.
9. The Governmental Entity hereby takes on all rights and obligations of a Participating Subdivision as set forth in the Distributor Settlement.
10. In connection with the releases provided for in the Distributor Settlement, each Governmental Entity expressly waives, releases, and forever discharges any and all provisions, rights, and benefits conferred by any law of any state or territory of the United States or other jurisdiction, or principle of common law, which is similar, comparable, or equivalent to § 1542 of the California Civil Code, which reads:

**General Release; extent.** A general release does not extend to claims that the creditor or releasing party does not know or suspect to exist in his or her favor at the time of executing the release, and that if known by him or her would have materially affected his or her settlement with the debtor or released party.

A Releasor may hereafter discover facts other than or different from those which it knows, believes, or assumes to be true with respect to the Released Claims, but each Governmental Entity hereby expressly waives and fully, finally, and forever settles, releases and discharges, upon the Effective Date, any and all Released Claims that may exist as of such date but which Releasors do not know or suspect to exist, whether through ignorance, oversight, error, negligence or through no fault whatsoever, and which, if known, would materially affect the Governmental Entities' decision to participate in the Distributor Settlement.

11. Nothing herein is intended to modify in any way the terms of the Distributor Settlement, to which Governmental Entity hereby agrees. To the extent this Participation Form is interpreted differently from the Distributor Settlement in any respect, the Distributor Settlement controls.

I have all necessary power and authorization to execute this Participation Form on behalf of the Governmental Entity.

Signature: \_\_\_\_\_

Name: \_\_\_\_\_

Title: \_\_\_\_\_

Date: \_\_\_\_\_

**EXHIBIT L**

**Settlement Fund Administrator**

This Exhibit L will be appended to the Agreement prior to the Initial Participation Date pursuant to Section I.MMM.

EXHIBIT M

Settlement Payment Schedule

The below reflects the maximum payment if all States become Settling States and no offsets or reductions pursuant to this Agreement apply.

The text of this Agreement explains the terms, conditions, and underlying calculations for each of these Payments.

	Payment 1	Payment 2	Payment 3	Payment 4	Payment 5	Payment 6	Payment 7	Payment 8	Payment 9	Payment 10	Payment 11	Payment 12	Payment 13	Payment 14	Payment 15	Payment 16	Payment 17	Payment 18	Total
Resitution/Abatement	\$792,612,857.89	\$832,997,473.28	\$832,997,473.28	\$1,042,614,337.16	\$1,042,614,337.15	\$1,042,614,337.15	\$1,042,614,337.15	\$1,226,240,076.84	\$1,226,240,076.84	\$1,226,240,076.84	\$1,030,778,538.44	\$1,030,778,538.44	\$1,030,778,538.44	\$1,030,778,538.44	\$1,030,778,538.44	\$1,030,778,538.44	\$1,030,778,538.44	\$1,030,778,538.44	\$18,554,013,691.11
Base	\$458,881,128.25	\$482,261,695.06	\$482,261,695.06	\$603,618,826.78	\$603,618,826.77	\$562,304,221.38	\$562,304,221.38	\$668,613,860.15	\$668,613,860.15	\$668,613,860.15	\$555,451,916.87	\$555,451,916.87	\$555,451,916.87	\$555,451,916.87	\$555,451,916.87	\$555,451,916.87	\$555,451,916.87	\$555,451,916.87	\$10,204,707,530.09
Bonus A	\$333,731,729.64	\$350,735,778.22	\$350,735,778.22	\$438,995,510.38	\$438,995,510.38	\$408,948,524.64	\$408,948,524.64	\$486,264,625.57	\$486,264,625.57	\$486,264,625.57	\$403,965,030.45	\$403,965,030.45	\$403,965,030.45	\$403,965,030.45	\$403,965,030.45	\$403,965,030.45	\$403,965,030.45	\$403,965,030.45	\$7,421,605,476.43
Bonus B	\$208,582,331.02	\$219,209,861.39	\$219,209,861.39	\$274,372,193.99	\$274,372,193.99	\$255,592,827.90	\$255,592,827.90	\$303,915,390.98	\$303,915,390.98	\$303,915,390.98	\$252,478,144.03	\$252,478,144.03	\$252,478,144.03	\$252,478,144.03	\$252,478,144.03	\$252,478,144.03	\$252,478,144.03	\$252,478,144.03	\$4,638,503,422.77
Bonus C	\$125,149,398.61	\$131,525,916.83	\$131,525,916.83	\$164,623,316.39	\$164,623,316.39	\$153,355,696.74	\$153,355,696.74	\$182,349,234.59	\$182,349,234.59	\$182,349,234.59	\$151,486,886.42	\$151,486,886.42	\$151,486,886.42	\$151,486,886.42	\$151,486,886.42	\$151,486,886.42	\$151,486,886.42	\$151,486,886.42	\$2,783,102,053.66
Bonus D						\$71,361,591.12	\$71,361,591.12	\$71,361,591.12	\$71,361,591.12	\$71,361,591.12	\$71,361,591.12	\$71,361,591.12	\$71,361,591.12	\$71,361,591.12	\$71,361,591.12	\$71,361,591.12	\$71,361,591.12	\$71,361,591.12	\$927,700,684.60
Additional Restitution Amount	\$64,615,384.62	\$113,076,923.08	\$105,000,000.00	\$0.00	\$0.00	\$0.00	\$0.00	\$0.00	\$0.00	\$0.00	\$0.00	\$0.00	\$0.00	\$0.00	\$0.00	\$0.00	\$0.00	\$0.00	\$282,692,307.70
State Cost Fund	\$56,538,461.54	\$0.00	\$0.00	\$0.00	\$0.00	\$0.00	\$0.00	\$0.00	\$0.00	\$0.00	\$0.00	\$0.00	\$0.00	\$0.00	\$0.00	\$0.00	\$0.00	\$0.00	\$56,538,461.54
State Outside Counsel Fee Fund	\$136,044,378.70	\$129,230,769.23	\$17,417,159.76	\$0.00	\$0.00	\$0.00	\$0.00	\$0.00	\$0.00	\$0.00	\$0.00	\$0.00	\$0.00	\$0.00	\$0.00	\$0.00	\$0.00	\$0.00	\$282,692,307.70
Attorney Fee Fund	\$136,044,378.70	\$150,934,911.25	\$270,825,443.80	\$183,625,739.68	\$183,625,739.69	\$183,625,739.69	\$183,625,739.69	\$0.00	\$0.00	\$0.00	\$0.00	\$0.00	\$0.00	\$0.00	\$0.00	\$0.00	\$0.00	\$0.00	\$1,292,307,692.51
MDL Expense Fund	\$40,384,615.39	\$0.00	\$0.00	\$0.00	\$0.00	\$0.00	\$0.00	\$0.00	\$0.00	\$0.00	\$0.00	\$0.00	\$0.00	\$0.00	\$0.00	\$0.00	\$0.00	\$0.00	\$40,384,615.39
Litigating Subdivision Cost Fund	\$40,000,000.00	\$40,000,000.00	\$40,000,000.00	\$0.00	\$0.00	\$0.00	\$0.00	\$0.00	\$0.00	\$0.00	\$0.00	\$0.00	\$0.00	\$0.00	\$0.00	\$0.00	\$0.00	\$0.00	\$120,000,000.00
Total Payment	\$1,266,240,076.84	\$1,266,240,076.84	\$1,266,240,076.84	\$1,226,240,076.84	\$1,226,240,076.84	\$1,226,240,076.84	\$1,226,240,076.84	\$1,226,240,076.84	\$1,226,240,076.84	\$1,226,240,076.84	\$1,030,778,538.44	\$1,030,778,538.44	\$1,030,778,538.44	\$1,030,778,538.44	\$1,030,778,538.44	\$1,030,778,538.44	\$1,030,778,538.44	\$1,030,778,538.44	<b>\$20,628,629,075.93</b> Max After Credit <b>\$491,370,923.07</b> Tribal/W. Va. Credit <b>\$21,119,999,999.00</b> Global Settlement Amount

**EXHIBIT N**

**Additional Restitution Amount Allocation**

<b>American Samoa</b>	0.0269444247%
<b>Arizona</b>	3.6430210329%
<b>California</b>	16.2669545320%
<b>Colorado</b>	2.7085512198%
<b>Connecticut</b>	2.1096636070%
<b>District of Columbia</b>	0.3322525916%
<b>Guam</b>	0.0804074609%
<b>Illinois</b>	5.4255643065%
<b>Iowa</b>	1.2999070108%
<b>Kansas</b>	1.3410510698%
<b>Louisiana</b>	2.3525361878%
<b>Maine</b>	0.9038789471%
<b>Maryland</b>	3.2974316916%
<b>Massachusetts</b>	3.6093694218%
<b>Minnesota</b>	2.1790874099%
<b>Missouri</b>	3.1849331362%
<b>N. Mariana Islands</b>	0.0285222675%
<b>Nebraska</b>	0.7246475605%
<b>New Jersey</b>	4.3741379541%
<b>New York</b>	9.7303039729%
<b>North Carolina</b>	5.1803544928%
<b>North Dakota</b>	0.3171626484%
<b>Oregon</b>	2.2051475878%
<b>Pennsylvania</b>	7.0279415168%
<b>Tennessee</b>	4.2216179010%
<b>Texas</b>	10.4894528864%
<b>Virgin Islands</b>	0.0544915651%
<b>Virginia</b>	3.7333854452%
<b>Wisconsin</b>	2.8360231633%
<b>Wyoming</b>	0.3152569876%



## **EXHIBIT O**

### **Adoption of a State-Subdivision Agreement**

A State-Subdivision Agreement shall be applied if it meets the requirements of Section V and is approved by the State and by the State's Subdivisions as follows:

1. *Requirements for Approval.* A State-Subdivision Agreement shall be agreed when it has been approved by the State and either (a) Subdivisions whose aggregate "*Population Percentages*," determined as set forth below, total more than sixty percent (60%), or (b) Subdivisions whose aggregate Population Percentages total more than fifty percent (50%) provided that these Subdivisions also represent fifteen percent (15%) or more of the State's counties or parishes (or, in the case of Settling States whose counties and parishes that do not function as local governments, fifteen percent (15%) of or more of the Settling State's General Purpose Governments that qualify as Subdivisions), by number.

2. *Approval Authority.* Approval by the State shall be by the Attorney General. Approval by a Subdivision shall be by the appropriate official or legislative body pursuant to the required procedures for that Subdivision to agree to a legally binding settlement.

3. *Population Percentage Calculation.* For purposes of this Exhibit O only, Population Percentages shall be determined as follows: For States with functional counties or parishes<sup>17</sup>, the Population Percentage of each county or parish shall be deemed to be equal to (a) (1) two hundred percent (200%) of the population of such county or parish, minus (2) the aggregate population of all Primary Incorporated Municipalities located in such county or parish, divided by (b) two hundred percent (200%) of the State's population. A "*Primary Incorporated Municipality*" means a city, town, village or other municipality incorporated under applicable state law with a population of at least 25,000 that is not located within another incorporated municipality. The Population Percentage of each Primary Incorporated Municipality shall be equal to its population (including the population of any incorporated or unincorporated municipality located therein) divided by two hundred percent (200%) of the State's population; *provided* that the Population Percentage of a Primary Incorporated Municipality that is not located within a county shall be equal to two hundred percent (200%) of its population (including the population of any incorporated or unincorporated municipality located therein) divided by two hundred percent (200%) of the State's population. For all States that do not have functional counties or parishes, the Population Percentage of each General Purpose Government (including any incorporated or unincorporated municipality located therein), shall be equal to its population divided by the State's population.

4. *Preexisting Agreements and Statutory Provisions.* A State may include with the notice to its Subdivisions an existing agreement, a proposed agreement, or statutory provisions regarding the distribution and use of settlement funds and have the acceptance of such an agreement or statutory provision be part of the requirements to be an Initial Participating Subdivision.

---

<sup>17</sup> Certain states do not have counties or parishes that have functional governments, including: Alaska, Connecticut, Massachusetts, Rhode Island, and Vermont.

5. *Revised Agreements.* A State-Subdivision Agreement that has been revised, supplemented, or refined shall be applied if it meets the requirements of Section V and is approved by the State and by the State's Subdivisions pursuant to the terms above.

**EXHIBIT P**

**Injunctive Relief**

**I. INTRODUCTION**

- A. Within ninety (90) days of the Effective Date unless otherwise set forth herein, each Injunctive Relief Distributor shall implement the injunctive relief terms set forth in Sections II through XIX (the “*Injunctive Relief Terms*”) in its Controlled Substance Monitoring Program (“*CSMP*”).
- B. The Effective Date of these Injunctive Relief Terms shall be defined by Section I.P of the Settlement Agreement, dated as of July 21, 2021, which incorporates these Injunctive Relief Terms as Exhibit P.

**II. TERM AND SCOPE**

- A. The duration of the Injunctive Relief Terms contained in Sections IV through XVI shall be ten (10) years from the Effective Date.
- B. McKesson Corporation, Cardinal Health, Inc., and AmerisourceBergen Corporation are referred to collectively throughout these Injunctive Relief Terms as the “*Injunctive Relief Distributors*” or individually as an “*Injunctive Relief Distributor*.” Each Injunctive Relief Distributor is bound by the terms herein.
- C. The requirements contained in Sections VIII through XV shall apply to the distribution of Controlled Substances to Customers by each Injunctive Relief Distributor’s Full-Line Wholesale Pharmaceutical Distribution Business, including by any entities acquired by the Injunctive Relief Distributors that are engaged in the Full-Line Wholesale Pharmaceutical Distribution Business. The prior sentence is not limited to activity physically performed at each Injunctive Relief Distributor’s distribution centers and includes activity covered by the prior sentence performed by each Injunctive Relief Distributor at any physical location, including at its corporate offices or at the site of a Customer with respect to Sections III through XV.

**III. DEFINITIONS**

- A. “*Audit Report*.” As defined in Section XVIII.H.3.
- B. “*Chain Customers*.” Chain retail pharmacies that have centralized corporate headquarters and have multiple specific retail pharmacy locations from which Controlled Substances are dispensed to individual patients.
- C. “*Chief Diversion Control Officer*.” As defined in Section IV.A.
- D. “*Clearinghouse*.” The system established by Section XVII.

- E. “*Clearinghouse Advisory Panel.*” As defined in Section XVII.B.4.
- F. “*Controlled Substances.*” Those substances designated under schedules II-V pursuant to the federal Controlled Substances Act and the laws and regulations of the Settling States that incorporate federal schedules II-V. For purposes of the requirements of the Injunctive Relief Terms, Gabapentin shall be treated as a Controlled Substance, except for purposes of Section XII for Customers located in States that do not regulate it as a controlled substance or similar designation (e.g., drug of concern).
- G. “*Corrective Action Plan.*” As defined in Section XIX.B.7.b.
- H. “*CSMP.*” As defined in Section I.A.
- I. “*CSMP Committee.*” As defined in Section VI.A.
- J. “*Customers.*” Refers collectively to current, or where applicable potential, Chain Customers and Independent Retail Pharmacy Customers. “Customers” do not include long-term care facilities, hospital pharmacies, and pharmacies that serve exclusively inpatient facilities.
- K. “*Data Security Event.*” Refers to any compromise, or threat that gives rise to a reasonable likelihood of compromise, by unauthorized access or inadvertent disclosure impacting the confidentiality, integrity, or availability of Dispensing Data.
- L. “*Dispensing Data.*” Includes, unless altered by the Clearinghouse Advisory Panel: (i) unique patient IDs; (ii) patient zip codes; (iii) the dates prescriptions were dispensed; (iv) the NDC numbers of the drugs dispensed; (v) the quantities of drugs dispensed; (vi) the day’s supply of the drugs dispensed; (vii) the methods of payment for the drugs dispensed; (viii) the prescribers’ names; (ix) the prescribers’ NPI or DEA numbers; and (x) the prescribers’ zip codes or addresses. The Clearinghouse will be solely responsible for collecting Dispensing Data.
- M. “*Draft Report.*” As defined in Section XVIII.H.1.
- N. “*Effective Date.*” As defined in Section I.B.
- O. “*Full-Line Wholesale Pharmaceutical Distribution Business.*” Activity engaged in by distribution centers with a primary business of supplying a wide range of branded, generic, over-the-counter and specialty pharmaceutical products to Customers.
- P. “*Highly Diverted Controlled Substances.*” Includes: (i) oxycodone; (ii) hydrocodone; (iii) hydromorphone; (iv) tramadol; (v) oxymorphone; (vi) morphine; (vii) methadone; (viii) carisoprodol; (ix) alprazolam; and (x) fentanyl. The Injunctive Relief Distributors shall confer annually and review this list to determine whether changes are appropriate and shall add Controlled Substances to

the list of Highly Diverted Controlled Substances as needed based on information provided by the DEA and/or other sources related to drug diversion trends. The Injunctive Relief Distributors shall notify the State Compliance Review Committee and the Monitor of any additions to the list of Highly Diverted Controlled Substances. Access to Controlled Substances predominately used for Medication-Assisted Treatment shall be considered when making such additions.

- Q. *“Independent Retail Pharmacy Customers.”* Retail pharmacy locations that do not have centralized corporate headquarters and dispense Controlled Substances to individual patients.
- R. *“Injunctive Relief Distributors.”* As defined in Section II.B.
- S. *“Injunctive Relief Terms.”* As defined in Section I.A.
- T. *“Monitor.”* As defined in Section XVIII.A.
- U. *“National Arbitration Panel.”* As defined by Section I.GG of the Settlement Agreement, dated as of July 21, 2021, which incorporates these Injunctive Relief Terms as Exhibit P.
- V. *“NDC.”* National Drug Code.
- W. *“non-Controlled Substance.”* Prescription medications that are not Controlled Substances.
- X. *“Notice of Potential Violation.”* As defined in Section XIX.B.2.
- Y. *“Order.”* A unique Customer request on a specific date for (i) a certain amount of a specific dosage form or strength of a Controlled Substance or (ii) multiple dosage forms and/or strengths of a Controlled Substance. For the purposes of this definition, each line item on a purchasing document or DEA Form 222 is a separate order, except that a group of line items either in the same drug family or DEA base code (based upon the structure of a Injunctive Relief Distributor’s CSMP) may be considered to be a single order.
- Z. *“Pharmacy Customer Data.”* Aggregated and/or non-aggregated data provided by the Customer for a 90-day period.
  - 1. To the extent feasible based on the functionality of a Customer’s pharmacy management system, Pharmacy Customer Data shall contain (or, in the case of non-aggregated data, shall be sufficient to determine) the following:
    - a) A list of the total number of prescriptions and dosage units for each NDC for all Controlled Substances and non-Controlled Substances;

- b) A list of the top five prescribers of each Highly Diverted Controlled Substance by dosage volume and the top ten prescribers of all Highly Diverted Controlled Substances combined by dosage volume. For each prescriber, the data shall include the following information:
    - (1) Number of prescriptions and doses prescribed for each Highly Diverted Controlled Substance NDC;
    - (2) Number of prescriptions for each unique dosage amount (number of pills per prescription) for each Highly Diverted Controlled Substance NDC;
    - (3) Prescriber name, DEA registration number, and address; and
    - (4) Medical practice/specialties, if available;
  - c) Information on whether the method of payment was cash for (a) Controlled Substances, and (b) non-Controlled Substances; and
  - d) Information on top ten patient residential areas by five-digit ZIP code prefix for filled Highly Diverted Controlled Substances by dosage volume, including number of prescriptions and doses for each Highly Diverted Controlled Substance NDC.
- 2. Injunctive Relief Distributors are not required to obtain Pharmacy Customer Data for all Customers. Pharmacy Customer Data only needs to be obtained under circumstances required by the Injunctive Relief Terms and the applicable CSMP policies and procedures. Each Injunctive Relief Distributor's CSMP policies and procedures shall describe the appropriate circumstances under which and methods to be used to obtain and analyze Pharmacy Customer Data.
  - 3. Injunctive Relief Distributors shall only collect, use, disclose or retain Pharmacy Customer Data consistent with applicable federal and state privacy and consumer protections laws. Injunctive Relief Distributors shall not be required to collect, use, disclose or retain any data element that is prohibited by law or any element that would require notice to or consent from the party who is the subject of the data element, including, but not limited to, a third party (such as a prescriber) to permit collection, use, disclosure and/or retention of the data.
- AA. *"Potential Violation."* As defined in Section XIX.B.1.
- BB. *"Reporting Periods."* As defined in Section XVIII.C.1.

- CC. “*Settling State*.” As defined by Section I.OOO of the Settlement Agreement, dated as of July 21, 2021, which incorporates these Injunctive Relief Terms as Exhibit P.
- DD. “*State Compliance Review Committee*.” The initial State Compliance Review Committee members are representatives from the Attorneys General Offices of Connecticut, Florida, New York, North Carolina, Tennessee, and Texas. The membership of the State Compliance Review Committee may be amended at the discretion of the Settling States.
- EE. “*Suspicious Orders*.” As defined under federal law and regulation and the laws and regulations of the Settling States that incorporate the federal Controlled Substances Act. Suspicious Orders currently include, but are not limited to, orders of unusual size, orders deviating substantially from a normal pattern, and orders of unusual frequency.
- FF. “*Threshold*.” The total volume of a particular drug family, DEA base code, or a particular formulation of a Controlled Substance that an Injunctive Relief Distributor shall allow a Customer to purchase in any particular period. This term may be reassessed during Phase 2-B of the Clearinghouse.
- GG. “*Third Party Request*.” A request from an entity other than an Injunctive Relief Distributor, a Settling State, or the Monitor pursuant to a subpoena, court order, data practices act, freedom of information act, public information act, public records act, or similar law.
- HH. “*Top Prescriber*.” A prescriber who, for a Customer, is either (i) among the top five (5) prescribers of each Highly Diverted Controlled Substance or (ii) among the top ten (10) prescribers of Highly Diverted Controlled Substances combined, as determined from the most recent Pharmacy Customer Data for that Customer.

#### IV. CSMP PERSONNEL

- A. Each Injunctive Relief Distributor shall establish or maintain the position of Chief Diversion Control Officer, or other appropriately titled position, to oversee the Injunctive Relief Distributor’s CSMP. The Chief Diversion Control Officer shall have appropriate experience regarding compliance with the laws and regulations concerning Controlled Substances, in particular laws and regulations requiring effective controls against the potential diversion of Controlled Substances. The Chief Diversion Control Officer shall report directly to either the senior executive responsible for U.S. pharmaceutical distribution or the most senior legal officer at the Injunctive Relief Distributor.
- B. The Chief Diversion Control Officer shall be responsible for the approval of material revisions to the CSMP.
- C. The Chief Diversion Control Officer shall provide at least quarterly reports to the CSMP Committee regarding the Injunctive Relief Distributor’s operation of the

CSMP, including the implementation of any changes to the CSMP required by these Injunctive Relief Terms.

- D. An Injunctive Relief Distributor's CSMP functions, including, but not limited to, the onboarding and approval of new Customers for the sale of Controlled Substances, setting and adjusting Customer Thresholds for Controlled Substances, terminating or suspending Customers, and submitting Suspicious Orders and other reports to Settling States (or the Clearinghouse, when operational), but excluding support necessary to perform these functions, shall be conducted exclusively by the Injunctive Relief Distributor's CSMP personnel or qualified third-party consultants.
- E. Staffing levels of each Injunctive Relief Distributor's CSMP department shall be reviewed periodically, but at least on an annual basis, by the Injunctive Relief Distributor's CSMP Committee. This review shall include consideration of relevant developments in technology, law, and regulations to ensure the necessary resources are in place to carry out the program in an effective manner.
- F. Personnel in an Injunctive Relief Distributor's CSMP department shall not report to individuals in an Injunctive Relief Distributor's sales department, and sales personnel shall not be authorized to make decisions regarding the promotion, compensation, demotion, admonition, discipline, commendation, periodic performance reviews, hiring, or firing of CSMP personnel.
- G. The CSMP policies and procedures shall be published in a form and location readily accessible to all CSMP personnel at each Injunctive Relief Distributor.

**V. INDEPENDENCE**

- A. For each Injunctive Relief Distributor, sales personnel compensated with commissions shall not be compensated based on revenue or profitability targets or expectations for sales of Controlled Substances. However, each Injunctive Relief Distributor's personnel may, as applicable, be compensated (including incentive compensation) based on formulas that include total sales for all of the Injunctive Relief Distributor's products, including Controlled Substances. The compensation of sales personnel shall not include incentive compensation tied solely to sales of Controlled Substances.
- B. For any Injunctive Relief Distributor personnel who are compensated at least in part based on Customer sales, the Injunctive Relief Distributor shall ensure the compensation of such personnel is not decreased by a CSMP-related suspension or termination of a Customer or as a direct result of the reduction of sales of Controlled Substances to a Customer pursuant to the CSMP.
- C. The Injunctive Relief Distributors' sales personnel shall not be authorized to make decisions regarding the implementation of CSMP policies and procedures, the design of the CSMP, the setting or adjustment of Thresholds, or other actions



taken pursuant to the CSMP, except sales personnel must provide information regarding compliance issues to CSMP personnel promptly. The Injunctive Relief Distributors' sales personnel are prohibited from interfering with, obstructing, or otherwise exerting control over any CSMP department decision-making.

- D. Each Injunctive Relief Distributor shall review its compensation and non-retaliation policies and, if necessary, modify and implement changes to those policies to effectuate the goals of, and incentivize compliance with, the CSMP.
- E. Each Injunctive Relief Distributor shall maintain a telephone, email, and/or web-based "hotline" to permit employees and/or Customers to anonymously report suspected diversion of Controlled Substances or violations of the CSMP, Injunctive Relief Distributor company policy related to the distribution of Controlled Substances, or applicable law. Each Injunctive Relief Distributor shall share the hotline contact information with their employees and Customers. Each Injunctive Relief Distributor shall maintain all complaints made to the hotline, and document the determinations and bases for those determinations made in response to all complaints.

## **VI. OVERSIGHT**

- A. To the extent not already established, each Injunctive Relief Distributor shall establish a committee that includes senior executives with responsibility for legal, compliance, distribution and finance to provide oversight over its CSMP (the "*CSMP Committee*"). The Chief Diversion Control Officer shall be a member of the CSMP Committee. The CSMP Committee shall not include any employee(s) or person(s) performing any sales functions on behalf of the Injunctive Relief Distributor; provided that service on the CSMP Committee by any senior executives listed in this paragraph whose responsibilities may include, but are not limited to, management of sales functions shall not constitute a breach of the Injunctive Relief Terms.
- B. Each Injunctive Relief Distributor's CSMP Committee shall have regular meetings during which the Chief Diversion Control Officer shall present to the CSMP Committee with respect to, and the CSMP Committee shall evaluate, among other things: (1) any material modifications and potential enhancements to the CSMP including, but not limited to, those relating to Customer due diligence and Suspicious Order monitoring and reporting; (2) any significant new national and regional diversion trends involving Controlled Substances; (3) the Injunctive Relief Distributor's adherence to the CSMP policies and procedures, the Injunctive Relief Terms, and applicable laws and regulations governing the distribution of Controlled Substances; and (4) any technology, staffing, or other resource needs for the CSMP. The CSMP Committee shall have access to all CSMP reports. The CSMP Committee will review and approve the specific metrics used to identify the Red Flags set forth in Section VIII.

- C. On a quarterly basis, each Injunctive Relief Distributor's CSMP Committee shall send a written report to the Injunctive Relief Distributor's Chief Executive, Chief Financial, and Chief Legal Officer, as well as its Board of Directors, addressing: (1) the Injunctive Relief Distributor's substantial adherence to the CSMP policies and procedures, the Injunctive Relief Terms, and applicable laws and regulations governing the distribution of Controlled Substances; (2) recommendations as appropriate about the allocation of resources to ensure the proper functioning of the Injunctive Relief Distributor's CSMP; and (3) significant revisions to the CSMP. The Board of Directors or a committee thereof at each Injunctive Relief Distributor shall document in its minutes its review of the quarterly CSMP Committee reports.
- D. To the extent not already established, the Board of Directors of each Injunctive Relief Distributor shall establish its own compliance committee (the "*Board Compliance Committee*") to evaluate, at a minimum, and on a quarterly basis: (1) the CSMP Committee's written reports; (2) the Injunctive Relief Distributor's substantial adherence to the CSMP policies and procedures, the Injunctive Relief Terms, and applicable laws and regulations governing the distribution of Controlled Substances; (3) the Injunctive Relief Distributor's code of conduct and any whistleblower reporting policies, including those prescribed by Section V.E; and (4) any significant regulatory and/or government enforcement matters within the review period relating to the distribution of Controlled Substances. An Injunctive Relief Distributor meets this requirement if it established, prior to the Effective Date, multiple committees of its Board of Directors that together have responsibilities outlined in this paragraph.
- E. The Board Compliance Committee shall have the authority to: (1) require management of the Injunctive Relief Distributor to conduct audits on any CSMP or legal and regulatory concern pertaining to Controlled Substances distribution, and to update its full Board of Directors on those audits; (2) to commission studies, reviews, reports, or surveys to evaluate the Injunctive Relief Distributor's CSMP performance; (3) request meetings with the Injunctive Relief Distributor's management and CSMP staff; and (4) review the appointment, compensation, performance, and replacement of the Injunctive Relief Distributor's Chief Diversion Control Officer.

## **VII. MANDATORY TRAINING**

- A. Each Injunctive Relief Distributor shall require all new CSMP personnel to attend trainings on its CSMP, its obligations under the Injunctive Relief Terms, and its duties with respect to maintaining effective controls against potential diversion of Controlled Substances and reporting Suspicious Orders pursuant to state and federal laws and regulations prior to conducting any compliance activities for the Injunctive Relief Distributor without supervision.
- B. Each Injunctive Relief Distributor shall provide annual trainings to CSMP personnel on its CSMP, its obligations under the Injunctive Relief Terms, and its

duties to maintain effective controls against potential diversion of Controlled Substances and report Suspicious Orders pursuant to state and federal laws and regulations.

- C. On an annual basis, each Injunctive Relief Distributor shall test its CSMP personnel on their knowledge regarding its CSMP, its obligations under the Injunctive Relief Terms, and its duties to maintain effective controls against potential diversion of Controlled Substances and to report Suspicious Orders pursuant to state and federal laws and regulations.
- D. Each Injunctive Relief Distributor shall train all third-party compliance consultants (defined as non-employees who are expected to devote fifty percent (50%) or more of their time to performing work related to the Injunctive Relief Distributor's CSMP, excluding information technology consultants not engaged in substantive functions related to an Injunctive Relief Distributor's CSMP) performing compliance functions for the Injunctive Relief Distributor in the same manner as the Injunctive Relief Distributor's CSMP personnel.
- E. At least every three (3) years in the case of existing employees, and within the first six months of hiring new employees, each Injunctive Relief Distributor shall require operations, sales, and senior executive employees to attend trainings on its CSMP, its obligations under the Injunctive Relief Terms, the hotline established in Section V.E, and its duties to maintain effective controls against potential diversion of Controlled Substances and report Suspicious Orders pursuant to state and federal laws and regulations.

#### **VIII. RED FLAGS**

- A. Within one hundred and twenty days (120) of the Effective Date, each Injunctive Relief Distributor shall, at a minimum, apply specific metrics to identify the potential Red Flags described in Section VIII.D with respect to Independent Retail Pharmacy Customers. For Chain Customers, the metrics used to identify the Red Flags described in Section VIII.D may be adjusted based on the specific business model and supplier relationships of the Chain Customer.
- B. Each Injunctive Relief Distributor shall evaluate and, if necessary, enhance or otherwise adjust the specific metrics it uses to identify Red Flags set forth in Section VIII.D.
- C. Each Injunctive Relief Distributor shall provide annually to the Monitor the specific metrics it uses to identify Red Flags as set forth in Section VIII.D. The Monitor shall review the metrics used to identify Red Flags as set forth in Section VIII.D to assess whether the metrics are reasonable. The Monitor may, at its discretion, suggest revisions to the metrics in the annual Audit Report as part of the Red Flags Review set forth in Section XVIII.F.3.f. Each Injunctive Relief Distributor may rely on its specific metrics to comply with the requirements of

Section VIII unless and until the Monitor proposes a revised metric in connection with Section XVIII.H.

D. For purposes of the Injunctive Relief Terms, “*Red Flags*” are defined as follows:

1. **Ordering ratio of Highly Diverted Controlled Substances to non-Controlled Substances:** Analyze the ratio of the order volume of all Highly Diverted Controlled Substances to the order volume of all non-Controlled Substances to identify Customers with significant rates of ordering Highly Diverted Controlled Substances.
2. **Ordering ratio of Highly Diverted Controlled Substance base codes or drug families to non-Controlled Substances:** Analyze the ratio of the order volume of each Highly Diverted Controlled Substance base code or drug family to the total order volume of all non-Controlled Substances to identify Customers with significant rates of ordering each Highly Diverted Controlled Substance base code or drug family.
3. **Excessive ordering growth of Controlled Substances:** Analyze significant increases in the ordering volume of Controlled Substances using criteria to identify customers that exhibit percentage growth of Controlled Substances substantially in excess of the percentage growth of non-Controlled Substances.
4. **Unusual formulation ordering:** Analyze ordering of Highly Diverted Controlled Substances to identify customers with significant ordering of high-risk formulations. High-risk formulations include, but are not limited to, 10mg hydrocodone, 8mg hydromorphone, 2mg alprazolam, single-ingredient buprenorphine (*i.e.*, buprenorphine without naloxone), and highly-abused formulations of oxycodone. On an annual basis (or as otherwise necessary), high-risk formulations of Highly Diverted Controlled Substances may be added, removed, or revised based on the Injunctive Relief Distributors’ assessment and regulatory guidance.
5. **Out-of-area patients:** Analyze Pharmacy Customer Data or Dispensing Data to assess volume of prescriptions for Highly Diverted Controlled Substances for out-of-area patients (based on number of miles traveled between a patient’s zip code and the pharmacy location, depending on the geographic area of interest) taking into consideration the percentage of out-of-area patients for non-Controlled Substances.
6. **Cash prescriptions:** Analyze Pharmacy Customer Data or Dispensing Data to assess percentage of cash payments for purchases of Controlled Substances taking into consideration the percentage of cash payments for purchases of non-Controlled Substances.

7. **Prescriber activity of Customers:** Analyze Pharmacy Customer Data or Dispensing Data to identify Customers that are dispensing Highly Diverted Controlled Substance prescriptions for Top Prescribers as follows:
    - a) Top Prescribers representing a significant volume of dispensing where the prescriber's practice location is in excess of 50 miles from the pharmacy ("out-of-area"), relative to the percentage of out-of-area prescriptions for non-Controlled Substances.
    - b) Top Prescribers representing prescriptions for the same Highly Diverted Controlled Substances in the same quantities and dosage forms indicative of pattern prescribing (e.g., a prescriber providing many patients with the same high-dose, high-quantity supply of 30mg oxycodone HCL prescription without attention to the varying medical needs of the prescriber's patient population).
    - c) Top Prescribers where the top five (5) or fewer prescribers represent more than fifty percent (50%) of total prescriptions for Highly Diverted Controlled Substances during a specified period.
  8. **Public regulatory actions against Customers:** Review information retrieved from companies that provide licensing and disciplinary history records (e.g., LexisNexis), and/or other public sources, including governmental entities, showing that the Customer, pharmacists working for that Customer, or the Customer's Top Prescribers have been subject, in the last five (5) years, to professional disciplinary sanctions regarding the dispensing or handling of Controlled Substances or law enforcement action related to Controlled Substances diversion. Continued licensing by a relevant state agency may be considered, but shall not be dispositive, in resolving the Red Flag. For Chain Customer locations, representations from each Chain Customer that it reviews its pharmacists' licensing statuses annually and for the regulatory actions described in this paragraph has either (i) taken appropriate employment action, or (ii) disclosed the regulatory action to the Injunctive Relief Distributor, may be considered in resolving the Red Flag.
  9. **Customer termination data:** Review information from the Injunctive Relief Distributor's due diligence files and, when operable, from the Clearinghouse, subject to Section VIII.F, regarding Customers that have been terminated from ordering Controlled Substances by another distributor due to concerns regarding Controlled Substances.
- E. For any Red Flag evaluation in Section VIII.D that may be performed using Pharmacy Customer Data or Dispensing Data, an Injunctive Relief Distributor will analyze the Red Flag using Pharmacy Customer Data, to the extent feasible based on the functionality of a Customer's pharmacy management system, until

Dispensing Data is collected and analyzed by the Clearinghouse as described in Section XVII. Until Dispensing Data is collected and analyzed by the Clearinghouse, an Injunctive Relief Distributor may satisfy the Red Flag evaluations in Sections VIII.D.5 through VIII.D.7 by engaging in considerations of out-of-area patients, cash payments for prescriptions and Top Prescribers without satisfying the specific requirements of Sections VIII.D.5 through VIII.D.7. In the event that the Clearinghouse is not collecting and analyzing Dispensing Data within two years of the Effective Date, the Injunctive Relief Distributors and the State Compliance Review Committee shall meet and confer to consider alternatives for the performance of the analysis required by Sections VIII.D.5 through VIII.D.7 using Pharmacy Customer Data.

- F. As provided for in Section XVII.C.4, the foregoing Red Flag evaluations may be performed by the Clearinghouse and reported to the relevant Injunctive Relief Distributors.
- G. The Injunctive Relief Distributors and the State Compliance Review Committee shall work in good faith to identify additional potential Red Flags that can be derived from the data analytics to be performed by the Clearinghouse.

## **IX. ONBOARDING**

- A. For each Injunctive Relief Distributor, prior to initiating the sale of Controlled Substances to a potential Customer, a member of the Injunctive Relief Distributor's CSMP department (or a qualified third-party compliance consultant trained on the Injunctive Relief Distributor's CSMP) shall perform the following due diligence:
  - 1. Interview the pharmacist-in-charge, either over the telephone, via videoconference, or in person. The interview shall include questions regarding the manner in which the potential Customer maintains effective controls against the potential diversion of Controlled Substances.
  - 2. Obtain a "Pharmacy Questionnaire" completed by the owner and/or pharmacist-in-charge of the potential Customer. The Pharmacy Questionnaire shall require going-concern potential Customers to list their top ten (10) prescribers for Highly Diverted Controlled Substances combined, along with the prescriber's specialty, unless the Injunctive Relief Distributor is able to obtain this data otherwise. The Pharmacy Questionnaire shall also require disclosure of the identity of all other distributors that serve the potential Customer, and whether the potential Customer has been terminated or suspended from ordering Controlled Substances by another distributor and the reason for any termination or suspension. The Pharmacy Questionnaire shall request information that would allow the Injunctive Relief Distributor to identify Red Flags, including questions regarding the manner in which the potential Customer maintains effective controls against the potential diversion of Controlled

Substances. A potential Customer's responses to the Pharmacy Questionnaire shall be verified, to the extent applicable and practicable, against external sources (for example, the Clearinghouse, once operational, and Automation of Reports and Consolidated Orders System ("ARCOS")) data made available to the Injunctive Relief Distributor by the DEA). The Pharmacy Questionnaire shall be maintained by the Injunctive Relief Distributor in a database accessible to its CSMP personnel.

3. Complete a written onboarding report to be maintained in a database accessible to the Injunctive Relief Distributor's CSMP personnel reflecting the findings of the interview and any site visit, the findings regarding the identification of and, if applicable, conclusion concerning any Red Flag associated with the pharmacy, as well as an analysis of the Pharmacy Questionnaire referenced in the preceding paragraph.
  4. For going-concern potential Customers, review Pharmacy Customer Data to assist with the identification of any Red Flags.
  5. Document whether the potential Customer or the pharmacist-in-charge has been subject to any professional disciplinary sanctions or law enforcement activity related to Controlled Substances dispensing, and, if so, the basis for that action. For Chain Customers, this provision shall apply to the potential specific pharmacies in question.
- B. For Chain Customers, each Injunctive Relief Distributor may obtain the information in Section IX.A from a corporate representative of the Chain Customer.
- C. In the event that an Injunctive Relief Distributor identifies one or more unresolved Red Flags or other information indicative of potential diversion of Controlled Substances through the onboarding process or otherwise, the Injunctive Relief Distributor shall refrain from selling Controlled Substances to the potential Customer pending additional due diligence. If following additional due diligence, the Injunctive Relief Distributor is unable to resolve the Red Flags or other information indicative of diversion, the Injunctive Relief Distributor shall not initiate the sale of Controlled Substances to the potential Customer and shall report the potential Customer consistent with Section XIV. If the Injunctive Relief Distributor determines that the potential Customer may be onboarded for the sale of Controlled Substances, the Injunctive Relief Distributor shall document the decision and the bases for its decision. Such a good faith determination, if documented, shall not serve, without more, as the basis of a future claim of non-compliance with the Injunctive Relief Terms. For Chain Customers, these provisions shall apply to the potential specific pharmacies in question.

**X. ONGOING DUE DILIGENCE**

- A. Each Injunctive Relief Distributor shall periodically review its procedures and systems for detecting patterns or trends in Customer order data or other information used to evaluate whether a Customer is maintaining effective controls against diversion.
- B. Each Injunctive Relief Distributor shall conduct periodic proactive compliance reviews of its Customers' performance in satisfying their corresponding responsibilities to maintain effective controls against the diversion of Controlled Substances.
- C. Each Injunctive Relief Distributor shall review ARCOS data made available to it by the DEA and, once operational, by the Clearinghouse, to assist with Customer specific due diligence. For Chain Customers, this provision shall apply to the potential specific pharmacies in question.
- D. Each Injunctive Relief Distributor shall conduct due diligence as set forth in its CSMP policies and procedures in response to concerns of potential diversion of Controlled Substances at its Customers. For Chain Customers, these provisions shall apply to the specific pharmacies in question. The due diligence required by an Injunctive Relief Distributor's CSMP policies and procedures may depend on the information or events at issue. The information or events raising concerns of potential diversion of Controlled Substances at a Customer include but are not limited to:
  - 1. The discovery of one or more unresolved Red Flags;
  - 2. The receipt of information directly from law enforcement or regulators concerning potential diversion of Controlled Substances at or by a Customer;
  - 3. The receipt of information concerning the suspension or revocation of pharmacist's DEA registration or state license related to potential diversion of Controlled Substances;
  - 4. The receipt of reliable information through the hotline established in Section V.E concerning suspected diversion of Controlled Substances at the Customer;
  - 5. The receipt of reliable information from another distributor concerning suspected diversion of Controlled Substances at the Customer; or
  - 6. Receipt of other reliable information that the Customer is engaged in conduct indicative of diversion or is failing to adhere to its corresponding responsibility to prevent the diversion of Highly Diverted Controlled Substances.



- E. On an annual basis, each Injunctive Relief Distributor shall obtain updated pharmacy questionnaires from five hundred (500) Customers to include the following:
1. The top 250 Customers by combined volume of Highly Diverted Controlled Substances purchased from the Injunctive Relief Distributor measured as of the end of the relevant calendar year; and
  2. Additional Customers selected as a representative sample of various geographic regions, customer types (Independent Retail Pharmacy Customers and Chain Customers), and distribution centers. Each Injunctive Relief Distributor's Chief Diversion Control Officer shall develop risk-based criteria for the sample selection.
- F. Scope of Review
1. For reviews triggered by Section X.D, an Injunctive Relief Distributor shall conduct due diligence and obtain updated Pharmacy Customer Data or equivalent, or more comprehensive data from the Clearinghouse if needed, as set forth in its CSMP policies and procedures.
  2. For questionnaires collected pursuant to Section X.E, Injunctive Relief Distributors shall conduct a due diligence review consistent with the Injunctive Relief Distributors' CSMP policies and procedures. These annual diligence reviews shall be performed in addition to any of the diligence reviews performed under Section X.D, but may reasonably rely on reviews performed under Section X.D.
  3. If the Injunctive Relief Distributor decides to terminate the Customer due to concerns regarding potential diversion of Controlled Substances, the Injunctive Relief Distributor shall promptly cease the sale of Controlled Substances to the Customer and report the Customer consistent with Section XIV. If the Injunctive Relief Distributor decides not to terminate the Customer, the Injunctive Relief Distributor shall document that determination and the basis therefor. Such a good faith determination, if documented, shall not, without more, serve as the basis of a future claim of non-compliance with the Injunctive Relief Terms.

## **XI. SITE VISITS**

- A. Each Injunctive Relief Distributor shall conduct site visits, including unannounced site visits, where appropriate, of Customers, as necessary, as part of Customer due diligence.
- B. During site visits, an Injunctive Relief Distributor's CSMP personnel or qualified third-party compliance consultants shall interview the pharmacist-in-charge or other relevant Customer employees, if appropriate, about any potential Red Flags

and the Customer's maintenance of effective controls against the potential diversion of Controlled Substances.

- C. An Injunctive Relief Distributor's CSMP personnel or qualified third-party compliance consultants who conduct site visits shall document the findings of any site visit.
- D. Site visit and all other compliance reports shall be maintained by each Injunctive Relief Distributor in a database accessible to all CSMP personnel.

## **XII. THRESHOLDS**

- A. Each Injunctive Relief Distributor shall use Thresholds to identify potentially Suspicious Orders of Controlled Substances from Customers.
- B. Each Injunctive Relief Distributor's CSMP department shall be responsible for the oversight of the process for establishing and modifying Thresholds. The sales departments of the Injunctive Relief Distributors shall not have the authority to establish or adjust Thresholds for any Customer or participate in any decisions regarding establishment or adjustment of Thresholds.
- C. Injunctive Relief Distributors shall not provide Customers specific information about their Thresholds or how their Thresholds are calculated.
  - 1. Threshold Setting
    - a) Injunctive Relief Distributors shall primarily use model-based thresholds. For certain circumstances, Injunctive Relief Distributors may apply a non-model threshold based on documented customer diligence and analysis.
    - b) Each Injunctive Relief Distributor shall include in its Annual Threshold Analysis and Assessment Report (as required by Section XVIII.F.3.c) to the Monitor summary statistics regarding the use of non-model thresholds and such information shall be considered by the Monitor as part of its Threshold Setting Process Review in the annual Audit Report.
    - c) For the purposes of establishing and maintaining Thresholds, each Injunctive Relief Distributor shall take into account the Controlled Substances diversion risk of each drug base code. The diversion risk of each base code should be defined and reassessed annually by the Injunctive Relief Distributor's CSMP Committee and reviewed by the Monitor.
    - d) Each Injunctive Relief Distributor shall establish Thresholds for new Customers prior to supplying those Customers with Controlled Substances and shall continue to have Thresholds in

place at all times for each Customer to which it supplies Controlled Substances.

- e) When ordering volume from other distributors becomes readily available from the Clearinghouse, an Injunctive Relief Distributor shall consider including such information as soon as reasonably practicable in establishing and maintaining Thresholds.
- f) Each Injunctive Relief Distributor shall incorporate the following guiding principles in establishing and maintaining Customer Thresholds, except when inapplicable to non-model Thresholds:
  - (1) Thresholds shall take into account the number of non-Controlled Substance dosage units distributed to, dispensed and/or number of prescriptions dispensed by the Customer to assist with the determination of Customer size. As a general matter, smaller customers should have lower Thresholds than larger customers.
  - (2) For the purposes of establishing and maintaining Thresholds, Injunctive Relief Distributors shall use statistical models that are appropriate to the underlying data.
  - (3) For the purposes of establishing and maintaining Thresholds, Injunctive Relief Distributors shall take into account a Customer's ordering and/or dispensing history for a specified period of time.
  - (4) For the purposes of establishing and maintaining Thresholds, Injunctive Relief Distributors shall take into account the ordering history of Customers within similar geographic regions, or, where appropriate for Chain Customers, ordering history within the chain.
  - (5) If appropriate, Thresholds may take into account the characteristics of Customers with similar business models.
    - (a) A Customer's statement that it employs a particular business model must be verified, to the extent practicable, before that business model is taken into account in establishing and maintaining a Customer's Threshold.

2. Threshold Auditing

- a) The Injunctive Relief Distributors shall review their respective Customer Thresholds at least on an annual basis and modify them where appropriate.
- b) Each Injunctive Relief Distributor's CSMP department shall annually evaluate its Threshold setting methodology and processes and its CSMP personnel's performance in adhering to those policies.

3. Threshold Changes

- a) An Injunctive Relief Distributor may increase or decrease a Customer Threshold as set forth in its CSMP policies and procedures, subject to Sections XII.C.3.b through XII.C.3.e.
- b) Prior to approving any Threshold change request by a Customer, each Injunctive Relief Distributor shall conduct due diligence to determine whether an increase to the Threshold is warranted. This due diligence shall include obtaining from the Customer the basis for the Threshold change request, obtaining and reviewing Dispensing Data and/or Pharmacy Customer Data for the previous three (3) months for due diligence purposes, and, as needed, conducting an on-site visit to the Customer. This Threshold change request diligence shall be conducted by the Injunctive Relief Distributor's CSMP personnel.
- c) No Injunctive Relief Distributor shall proactively contact a Customer to suggest that the Customer request an increase to any of its Thresholds, to inform the Customer that its Orders-to-date are approaching its Thresholds or to recommend to the Customer the amount of a requested Threshold increase. It shall not be a violation of this paragraph to provide Chain Customer headquarters reporting on one or more individual Chain Customer pharmacy location(s) to support the anti-diversion efforts of the Chain Customer's headquarters staff, and it shall not be a violation of this paragraph for the Injunctive Relief Distributor's CSMP personnel to contact Customers to seek to understand a Customer's ordering patterns.
- d) An Injunctive Relief Distributor's Chief Diversion Control Officer may approve criteria for potential adjustments to Customer Thresholds to account for circumstances where the Thresholds produced by the ordinary operation of the statistical models require modification. Such circumstances include adjustments to account for seasonal ordering of certain Controlled Substances that are

based on documented diligence and analysis, adjustments made to permit ordering of certain Controlled Substances during a declared national or state emergency (e.g., COVID-19 pandemic), IT errors, and data anomalies causing results that are inconsistent with the design of the statistical models. Each Injunctive Relief Distributor shall include in its Annual Threshold Analysis and Assessment Report (as required by Section XVIII.F.3.c) to the Monitor information regarding the use of this paragraph and such information shall be considered by the Monitor as part of its Threshold Setting Process Review in the annual Audit Report.

- e) Any decision to raise a Customer's Threshold in response to a request by a Customer to adjust its Threshold must be documented in a writing and state the reason(s) for the change. The decision must be consistent with the Injunctive Relief Distributor's CSMP and documented appropriately.

### **XIII. SUSPICIOUS ORDER REPORTING AND NON-SHIPMENT**

- A. Each Injunctive Relief Distributor shall report Suspicious Orders to the Settling States ("*Suspicious Order Reports*" or "*SORs*"), including those Settling States that do not currently require such SORs, at the election of the Settling State.
- B. For the SORs required by the Injunctive Relief Terms, each Injunctive Relief Distributor shall report Orders that exceed a Threshold for Controlled Substances set pursuant to the processes in Section XII that are blocked and not shipped.
- C. No Injunctive Relief Distributor shall ship any Order that it (i) reports pursuant to Sections XIII.A or XIII.B, or (ii) would have been required to report pursuant to Sections XIII.A or XIII.B had the Settling State elected to receive SORs.
- D. In reporting Suspicious Orders to the Settling States, the Injunctive Relief Distributors shall file SORs in a standardized electronic format that is uniform among the Settling States and contains the following information fields:
  - 1. Customer name;
  - 2. Customer address;
  - 3. DEA registration number;
  - 4. State pharmacy license number;
  - 5. Date of order;
  - 6. NDC number;
  - 7. Quantity;

8. Explanation for why the order is suspicious (up to 250 characters): Details that are order-specific regarding why an order was flagged as a Suspicious Order, including specific criteria used by an Injunctive Relief Distributor's Threshold system (except phrases such as "order is of unusual size" without any additional detail are not acceptable); and
  9. Name and contact information for a knowledgeable designee within the Injunctive Relief Distributor's CSMP department to be a point of contact for the SORs.
- E. On a quarterly basis, each Injunctive Relief Distributor shall provide a summary report to the Settling States that elect to receive it that provides the following information for the relevant quarter with respect to the top ten (10) Customers by volume for each Highly Diverted Controlled Substance base code that have placed a Suspicious Order for that base code, in that quarter (for Chain Customers, only individual pharmacies in the chain will be considered for evaluation as a top ten (10) Customer):
1. The number of SORs submitted for that Customer by base code;
  2. The Customer's order volume by base code for the quarter for all Highly Diverted Controlled Substances;
  3. The Customer's order frequency by base code for the quarter for all Highly Diverted Controlled Substances;
  4. For each Highly Diverted Controlled Substance base code, the ratio of the Customer's order volume for that base code to the volume of all pharmaceutical orders for the quarter; and
  5. The ratio of the Customer's order volume of all Controlled Substances to the volume of all pharmaceutical orders for the quarter.
- F. The Injunctive Relief Distributors shall only be required to file a single, uniform, electronic form of SOR with any Settling State that receives SORs pursuant to these Injunctive Relief Terms. A Settling State retains the authority pursuant to applicable state law or relevant state agency authority to request additional information about a particular SOR.
- G. It is the objective of the Settling States and the Injunctive Relief Distributors for the Injunctive Relief Distributors to provide SORs to Settling States that identify the same Suspicious Orders as reported to the DEA pursuant to the definition and requirements of the federal Controlled Substances Act and its regulations, although the fields of the SORs submitted to the Settling States as required by Section XIII may differ from the content required by the DEA. To the extent federal definitions and requirements materially change during the term of the Injunctive Relief Terms, the Injunctive Relief Distributors may be required to adjust the format and content of the SORs to meet these federal requirements. The

Injunctive Relief Distributors and the State Compliance Review Committee will engage in good faith discussions regarding such adjustments.

- H. It shall not be a violation of the Injunctive Relief Terms if an Injunctive Relief Distributor ships a Suspicious Order or fails to submit or transmit a SOR if:
1. The shipment of the Suspicious Order or failed SOR transmission was due to a computer error (data entry mistakes, coding errors, computer logic issues, software malfunctions, and other computer errors or IT failures); and
  2. The Injunctive Relief Distributor reports the error, including a description of measures that will be taken to prevent recurrence of the error, to any affected Settling State, the State Compliance Review Committee, and the Monitor within five (5) business days of its discovery.

#### **XIV. TERMINATED CUSTOMERS**

- A. Each Injunctive Relief Distributor shall report to the Clearinghouse, once operational, within five (5) business days (or as otherwise required by state statute or regulation), Customers it has terminated from eligibility to receive Controlled Substances or refused to onboard for the sale of Controlled Substances due to concerns regarding the Customer's ability to provide effective controls against the potential diversion of Controlled Substances following the Effective Date.
- B. The Injunctive Relief Distributors shall report to the relevant Settling State(s), within five (5) business days (or as otherwise required by state statute or regulation) Customers located in such Settling States that it has terminated from eligibility to receive Controlled Substances or refused to onboard for the sale of Controlled Substances due to concerns regarding the Customer's ability to provide effective controls against the potential diversion of Controlled Substances following the Effective Date. Such reports will be made in a uniform format. The Injunctive Relief Distributors and the State Compliance Review Committee shall use best efforts to agree on such uniform format for inclusion prior to the requirement taking effect.
- C. In determining whether a Customer should be terminated from eligibility to receive Controlled Substances, Injunctive Relief Distributors shall apply factors set out in their CSMP policies and procedures, which shall include the following conduct by a Customer:
1. Has generated an excessive number of Suspicious Orders, which cannot otherwise be explained;
  2. Has routinely demonstrated unresolved Red Flag activity;

3. Has continued to fill prescriptions for Highly Diverted Controlled Substances that raise Red Flags following an Injunctive Relief Distributor's warning or communication about such practices;
  4. Has failed to provide Pharmacy Customer Data or Dispensing Data in response to a request from an Injunctive Relief Distributor or otherwise refuses to cooperate with the Injunctive Relief Distributor's CSMP after providing the Customer with a reasonable amount of time to respond to the Injunctive Relief Distributor's requests;
  5. Has been found to have made material omissions or false statements on a Pharmacy Questionnaire (the requirements for the contents of a Pharmacy Questionnaire are described in Section IX); or
  6. Has been the subject of discipline by a State Board of Pharmacy within the past three (3) years or has had its owner(s) or pharmacist-in-charge subject to license probation or termination within the past five (5) years by a State Board of Pharmacy for matters related to Controlled Substances dispensing or a federal or state felony conviction.
- D. Once the Clearinghouse has made Customer termination data available to each Injunctive Relief Distributor, each Injunctive Relief Distributor shall consider terminating Customers that have been terminated from eligibility to receive Controlled Substances by another distributor as a result of suspected diversion of Controlled Substances if the Customer is ordering only Controlled Substances from the Injunctive Relief Distributor. If the Injunctive Relief Distributor determines not to terminate Customers to which this paragraph applies, the Injunctive Relief Distributor shall document its decision-making. A good-faith decision to continue shipping Controlled Substances to Customers to which this paragraph applies, shall not serve, without more, as the basis of a future claim of non-compliance with the Injunctive Relief Terms.
- E. For Chain Customers, the provisions in Section XIV.A-D shall apply to the specific pharmacies in question.

## **XV. EMERGENCIES**

- A. In the circumstances of declared national or state emergencies in which the healthcare community relies on the Injunctive Relief Distributors for critical medicines, medical supplies, products, and services, the Injunctive Relief Distributors may be required to temporarily modify their respective CSMP processes to meet the critical needs of the supply chain. These modifications may conflict with the requirements of the Injunctive Relief Terms.
- B. In the case of a declared national or state emergency, the Injunctive Relief Distributors shall be required to give notice to the State Compliance Review Committee of any temporary material changes to their CSMP processes which



may conflict with the requirements of the Injunctive Relief Terms and specify the sections of the Injunctive Relief Terms which will be affected by the temporary change.

- C. The Injunctive Relief Distributors shall document all temporary changes to their CSMP processes and appropriately document all customer-specific actions taken as a result of the declared national or state emergency.
- D. The Injunctive Relief Distributors shall provide notice to the State Compliance Review Committee at the conclusion of the declared national or state emergency, or sooner, stating that the temporary CSMP processes put into place have been suspended.
- E. Provided the Injunctive Relief Distributors comply with the provisions of Sections XV.A through XV.D, the Injunctive Relief Distributors will not face liability for any deviations from the requirements of the Injunctive Relief Terms taken in good faith to meet the critical needs of the supply chain in response to the declared national or state emergency. Nothing herein shall limit Settling States from pursuing claims against the Injunctive Relief Distributors based on deviations from the requirements of the Injunctive Relief Terms not taken in good faith to meet the critical needs of the supply chain in response to a declared national or state emergency.

#### **XVI. COMPLIANCE WITH LAWS AND RECORDKEEPING**

- A. The Injunctive Relief Distributors acknowledge and agree that they must comply with applicable state and federal laws governing the distribution of Controlled Substances.
- B. Good faith compliance with the Injunctive Relief Terms creates a presumption that the Injunctive Relief Distributors are acting reasonably and in the public interest with respect to Settling States' existing laws requiring effective controls against diversion of Controlled Substances and with respect to the identification, reporting, and blocking of Suspicious Orders of Controlled Substances.
- C. The requirements of the Injunctive Relief Terms are in addition to, and not in lieu of, any other requirements of state or federal law applicable to Controlled Substances distribution. Except as provided in Section XVI.D, nothing in the Injunctive Relief Terms shall be construed as relieving Injunctive Relief Distributors of the obligation to comply with such laws, regulations, or rules. No provision of the Injunctive Relief Terms shall be deemed as permission for Injunctive Relief Distributors to engage in any acts or practices prohibited by such laws, regulations, or rules.
- D. In the event of a conflict between the requirements of the Injunctive Relief Terms and any other law, regulation, or requirement such that an Injunctive Relief Distributor cannot comply with the law without violating the Injunctive Relief

Terms or being subject to adverse action, including fines and penalties, the Injunctive Relief Distributor shall document such conflicts and notify the State Compliance Review Committee and any affected Settling State the extent to which it will comply with the Injunctive Relief Terms in order to eliminate the conflict within thirty (30) days of the Injunctive Relief Distributor's discovery of the conflict. The Injunctive Relief Distributor shall comply with the Injunctive Relief Terms to the fullest extent possible without violating the law.

- E. In the event of a change or modification of federal or state law governing the distribution of Controlled Substances that creates an actual or potential conflict with the Injunctive Relief Terms, any Injunctive Relief Distributor, any affected Settling State, or the State Compliance Review Committee may request that the Injunctive Relief Distributors, State Compliance Review Committee, and any affected Settling State meet and confer regarding the law change. During the meet and confer, the Injunctive Relief Distributors, the State Compliance Review Committee, and any affected Settling State will address whether the change or modification in federal or state law requires an amendment to the Injunctive Relief Terms. In the event the Injunctive Relief Distributors, the State Compliance Review Committee, and any affected Settling State cannot agree on a resolution, and the dispute relates to whether the generally applicable Injunctive Relief Terms herein should be changed, an Injunctive Relief Distributor, the State Compliance Review Committee, or any affected Settling State may submit the question to the National Arbitration Panel. If the dispute relates to whether a change in an individual State's law requires a modification of the Injunctive Relief Terms only with respect to that State, an Injunctive Relief Distributor, the State Compliance Review Committee, or any affected Settling State may seek resolution of the dispute pursuant to Section XIX. Maintenance of competition in the industry and the potential burden of inconsistent obligations by Injunctive Relief Distributors shall be a relevant consideration in such resolution.
- F. Recordkeeping: Each Injunctive Relief Distributor shall retain records it is required to create pursuant to its obligations hereunder in an electronic or otherwise readily accessible format. The Settling States shall have the right to review records provided to the Monitor pursuant to Section XVIII. Nothing in the Injunctive Relief Terms prohibits a Settling State from issuing a lawful subpoena for records pursuant to an applicable law.

## **XVII. CLEARINGHOUSE**

- A. Creation of the Clearinghouse
1. The Clearinghouse functions shall be undertaken by a third-party vendor or vendors.
  2. The vendor(s) will be chosen through a process developed and jointly agreed upon by the Injunctive Relief Distributors and the State Compliance Review Committee.

3. Consistent with the process developed by the Injunctive Relief Distributors and the State Compliance Review Committee, within two (2) months of the Effective Date, the Injunctive Relief Distributors shall issue a Request for Proposal to develop the systems and capabilities for a Clearinghouse to perform the services of a data aggregator.
4. Within five (5) months of the Effective Date, the Clearinghouse Advisory Panel shall select one or more entities to develop the systems for the Clearinghouse and perform data aggregator services. The Clearinghouse Advisory Panel shall select a vendor or vendors that employ or retain personnel who have adequate expertise and experience related to the pharmaceutical industry, the distribution of Controlled Substances, and the applicable requirements of the Controlled Substances Act and the DEA's implementing regulations.
5. Within sixty (60) days of the selection of a vendor(s) to serve as the Clearinghouse, the Injunctive Relief Distributors shall negotiate and finalize a contract with the vendor(s). The date that the contract is signed by the Injunctive Relief Distributors and the vendor(s) shall be referred to as the "*Clearinghouse Retention Date*."
6. The development of the Clearinghouse shall proceed on a phased approach as discussed in Sections XVII.C and XVII.D.

**B. Governance and Staffing of the Clearinghouse**

1. *Capabilities.* The selected vendor or vendors shall staff the Clearinghouse in a manner that ensures the development of robust data collection, analytics and reporting capabilities for the Settling States and Injunctive Relief Distributors. To the extent additional expertise is required for the engagement, the vendor(s) may retain the services of third-party consultants.
2. *Independence.* While performing services for the Clearinghouse, all vendors and consultants, and their staff working on the Clearinghouse, shall be independent (*i.e.*, not perform services of any kind, including as a consultant or an employee on behalf of any Injunctive Relief Distributor outside of the ordinary business operations of the Clearinghouse). Independence may be achieved by implementing appropriate ethical walls with employees who are currently performing or who have previously performed work for an Injunctive Relief Distributor within two years of the Clearinghouse Retention Date.
3. *Liability.* The Injunctive Relief Distributors are entitled to rely upon information or data received from the Clearinghouse, whether in oral, written, or other form. No Injunctive Relief Distributor, and no individual serving on the Clearinghouse Advisory Panel, shall have any liability

(whether direct or indirect, in contract or tort or otherwise) to any Party for or in connection with any action taken or not taken by the Clearinghouse. In addition, no Injunctive Relief Distributor, and no individual serving on the Clearinghouse Advisory Panel, shall have any liability (whether direct or indirect, in contract or tort or otherwise) to any Party for or in connection with any action taken or not taken by an Injunctive Relief Distributor based on incorrect, inaccurate, incomplete or otherwise erroneous information or data provided by the Clearinghouse, unless the information or data was incorrect, inaccurate, incomplete or otherwise erroneous because the Injunctive Relief Distributor itself provided incorrect, inaccurate, incomplete or otherwise erroneous data or information to the Clearinghouse. For any legal requirements that are assumed by the Clearinghouse during Phase 2-B pursuant to Section XVII.D.3, liability shall be addressed pursuant to Section XVII.D.3.c.

4. *Clearinghouse Advisory Panel.* The State Compliance Review Committee and Injunctive Relief Distributors shall create a Clearinghouse Advisory Panel no later than sixty (60) days after the Effective Date to oversee the Clearinghouse.
  - a) The Clearinghouse Advisory Panel shall have an equal number of members chosen by the State Compliance Review Committee on the one hand, and the Injunctive Relief Distributors on the other. The size of the Clearinghouse Advisory Panel will be decided by the State Compliance Review Committee and the Injunctive Relief Distributors, and the State Compliance Review Committee and the Injunctive Relief Distributors may select as members third-party experts, but no more than one half of each side's representatives may be such third-party experts. At least one member chosen by the State Compliance Review Committee will be based on consultation with the National Association of State Controlled Substances Authorities.
  - b) During the first two years of the operation of the Clearinghouse, the Clearinghouse Advisory Panel shall meet (in-person or remotely) at least once per month. After the first two years of operation, the Clearinghouse Advisory Panel shall meet at least quarterly. The Monitor may attend Clearinghouse Advisory Panel meetings and may provide recommendations to the Clearinghouse Advisory Panel.
  - c) The Clearinghouse Advisory Panel shall establish a subcommittee to advise on issues related to privacy, the Health Insurance Portability and Accountability Act of 1996 ("*HIPAA*"), and data security and a subcommittee to advise on issues related to Dispensing Data. It may establish additional subcommittees. Subcommittees may include individuals who are not members of

the Clearinghouse Advisory Panel. The Clearinghouse Advisory Panel may invite one or more prescribers, dispensers, and representatives from state Prescription Drug Monitoring Programs (“PDMP”) to serve on the Dispensing Data subcommittee. Each Injunctive Relief Distributor shall have a representative on each subcommittee created by the Clearinghouse Advisory Panel.

- d) The Clearinghouse Advisory Panel may delegate tasks assigned to it by the Injunctive Relief Terms to the Executive Director.

- 5. *Executive Director.* One employee of the vendor, or one representative from the vendor group in the event that there are multiple vendors, shall be an Executive Director who shall manage day-to-day operations and report periodically to the Clearinghouse Advisory Panel.

**C. Phase 1 of the Clearinghouse: Data Collection, Initial Analytics and Reporting**

**1. System Development**

- a) Within one (1) year of the Clearinghouse Retention Date, the Clearinghouse shall develop systems to receive and analyze data obtained from the Injunctive Relief Distributors pursuant to electronic transmission formats to be agreed upon by the Clearinghouse Advisory Panel.
- b) In developing such systems, the Clearinghouse shall ensure that:
  - (1) The systems provide robust reporting and analytic capabilities.
  - (2) Data obtained from Injunctive Relief Distributors shall be automatically pulled from the existing order management data platforms (e.g., SAP).
  - (3) The systems shall be designed to receive data from sources other than the Injunctive Relief Distributors, including pharmacies, non-Injunctive Relief Distributors, the DEA, State Boards of Pharmacy, and other relevant sources, pursuant to standardized electronic transmission formats.
  - (4) The systems shall be designed to protect personally identifiable information (“PII”) and protected health information (“PHI”) from disclosure and shall comply with HIPAA and any federal and state laws relating to the protection of PII and PHI.

- (5) The Clearinghouse will establish a HIPAA-compliant database that can be accessed by state authorities, the Injunctive Relief Distributors, and any entities that subsequently participate in the Clearinghouse. The database that will be made available to the Injunctive Relief Distributors and any non-governmental entities that subsequently participate in the Clearinghouse will also blind commercially sensitive information.
- (6) State authorities shall have access to the HIPAA-compliant database via web-based tools and no additional or specialized equipment or software shall be required. This access shall allow state authorities to query the HIPAA-compliant database without limitation.
- (7) The Injunctive Relief Distributors shall be permitted to use data obtained from the Clearinghouse for anti-diversion purposes, including the uses expressly contemplated by the Injunctive Relief Terms. The Injunctive Relief Distributors shall not sell (or obtain license fees for) data obtained from Clearinghouse to any third-parties. Nothing in the Injunctive Relief Terms shall prohibit an Injunctive Relief Distributor from using its own data, including data provided to the Injunctive Relief Distributor by third-parties other than the Clearinghouse, for any commercial purposes, including selling or licensing its data to third-parties.

2. Aggregation of Data

- a) It is the goal of the Settling States and the Injunctive Relief Distributors for the Clearinghouse to obtain comprehensive data from all distributors, pharmacies, and other relevant data sources to provide maximum permissible transparency into the distribution and dispensing of Controlled Substances. During Phase 1, the Clearinghouse Advisory Panel shall develop recommendations for ways to achieve this goal.
- b) In Phase 1, the Injunctive Relief Distributors shall provide and/or facilitate the collection of, and the Clearinghouse shall collect and maintain, the following:
  - (1) Injunctive Relief Distributor transaction data for Controlled Substances and non-Controlled Substances, specified at the NDC, date, quantity, and customer level.

- (2) Injunctive Relief Distributor information on Customers that have been terminated and/or declined onboarding due to concerns regarding Controlled Substance dispensing following the Effective Date.
  - c) The Clearinghouse shall make available to the Injunctive Relief Distributors, in a format to be determined by the Clearinghouse Advisory Panel, blinded data for their CSMP due diligence functions. The data will include all Controlled Substances and non-Controlled Substances and be refreshed on a regular basis. The Clearinghouse will also seek to provide non-identifying information regarding whether a single distributor is associated with multiple warehouses with unique DEA registrations (e.g., multiple distribution centers operated by a single distributor), in the data it makes available.
  - d) During Phase 1, the Clearinghouse Advisory Panel (with input from its Dispensing Data subcommittee) will develop an operational plan to obtain Dispensing Data directly from pharmacies, unless the Clearinghouse Advisory Panel determines it is inadvisable to do so. The operational plan developed by the Clearinghouse Advisory Panel shall address compliance with HIPAA and shall include recommendations to facilitate the collection of Dispensing Data in compliance with HIPAA and relevant state privacy laws. To the extent possible, the Clearinghouse will begin collecting Dispensing Data during Phase 1.
  - e) Nothing in the Injunctive Relief Terms shall require the Injunctive Relief Distributors to indemnify or otherwise be responsible to pharmacy customers for any claims resulting from the provision of Dispensing Data to the Clearinghouse, including, but not limited to, claims related to any data breaches occurring with the data transmitted to or maintained by the Clearinghouse.
3. State and Federal Reporting Requirements
- a) The Injunctive Relief Distributors shall comply with state and federal transactional and Suspicious Order reporting requirements related to Controlled Substances as follows:
    - (1) Until such time as the Clearinghouse is able to provide transactional and Suspicious Order regulatory reporting to the states on behalf of the Injunctive Relief Distributors, the Injunctive Relief Distributors shall continue to file all required reports under state law and those reports required by these Injunctive Relief Terms.

- (2) Once the Clearinghouse is able to process and submit such reports, the Clearinghouse may process and submit those reports on behalf of each Injunctive Relief Distributor to the states. At all times during Phase 1, each Injunctive Relief Distributor shall remain responsible for the identification of Suspicious Orders and will remain liable for a failure to submit transactional data or Suspicious Order reports required under state law or these Injunctive Relief Terms.
- (3) An Injunctive Relief Distributor may elect to fulfill its reporting obligations directly, rather than have the Clearinghouse assume the responsibility for the transmission of the various reports.

4. Additional Reports and Analytics

- a) In consultation with the Clearinghouse Advisory Panel, the Clearinghouse shall work to develop additional reports and analyses to assist the Settling States and the Injunctive Relief Distributors in addressing Controlled Substance diversion, including, but not limited to, identifying Red Flags consistent with Section VIII.
- b) The Clearinghouse will generate analyses and reports to be used by the Settling States and the Injunctive Relief Distributors based on format and content recommended by the Clearinghouse Advisory Panel. In order to refine the format and reach final recommendations, the Clearinghouse shall prepare sample analytical reports for a sample geographic region to review with the Clearinghouse Advisory Panel. The sample reports will also be shared with the DEA in an effort to receive additional feedback.
- c) After the content and format of the sample reports have been approved by the Clearinghouse Advisory Panel, the Clearinghouse will begin producing reports on a periodic basis.
- d) The Clearinghouse will develop capabilities to provide Settling States customized reports upon reasonable request to assist in their efforts to combat the diversion of Controlled Substances and for other public health and regulatory purposes.
- e) After the Clearinghouse has obtained sufficient Dispensing Data from Customers, the Clearinghouse shall commence providing standard reports to the Settling States and Injunctive Relief Distributors that will include summaries and analysis of Dispensing Data. The reports and analytics of Dispensing Data



shall be developed in consultation with the Clearinghouse Advisory Panel (including its Dispensing Data subcommittee) and shall include, but not be limited to:

- (1) Identification of Customers whose dispensing may indicate Red Flags consistent with Section VIII, as determined by the Clearinghouse from aggregate data; and
  - (2) Identification of Customers whose aggregate dispensing volumes for Highly Diverted Controlled Substances are disproportionately high relative to the population of the relevant geographic area.
- f) The Clearinghouse shall also prepare reports and analyses for the Settling States and Injunctive Relief Distributors identifying prescribers whose prescribing behavior suggests they may not be engaged in the legitimate practice of medicine. Such reports and analysis shall be developed in consultation with the Clearinghouse Advisory Panel (including its Dispensing Data subcommittee) and shall seek to identify and evaluate:
- (1) Prescribers who routinely prescribe large volumes of Highly Diverted Controlled Substances relative to other prescribers with similar specialties, including health care professionals who prescribe a large number of prescriptions for high dosage amounts of Highly Diverted Controlled Substances;
  - (2) Prescribers whose prescriptions for Highly Diverted Controlled Substances are routinely and disproportionately filled in a geographic area that is unusual based on the prescriber's location; and
  - (3) Prescribers who routinely prescribe out-of-specialty or out-of-practice area without legitimate reason.
- g) Reports or analysis generated by the Clearinghouse may not be based on complete data due to a lack of participation by non-Injunctive Relief Distributors and pharmacies. As such, Injunctive Relief Distributors shall not be held responsible for actions or inactions related to reports and analysis prepared by the Clearinghouse which may be based on incomplete data due to a lack of participation by non-Injunctive Relief Distributors and pharmacies.

**D. Phase 2 of the Clearinghouse: Additional Data Collection and Analytics and Assumption of CSMP Functions**

Within one (1) year of Phase 1 of the Clearinghouse being operational, the Clearinghouse and the Clearinghouse Advisory Panel shall develop a detailed strategic and implementation plan for Phase 2 of the Clearinghouse (“*Phase 2 Planning Report*”). Phase 2 will consist of two parts. Phase 2-A will focus on increasing data collection from non-Injunctive Relief Distributors, pharmacies and other data sources and developing enhanced analytics based on the experiences gained from Phase 1. Phase 2-A will also include recommendations for the development of uniform federal and state reporting. Phase 2-B will involve the potential assumption of various CSMP activities, including Threshold setting and order management by the Clearinghouse. The Phase 2 Planning Report will address both Phase 2-A and Phase 2-B. After the completion of the Phase 2 Planning Report, individual Injunctive Relief Distributors, in their sole discretion, may elect not to proceed with Phase 2-B as provided by Section XVII.E. If one or more Injunctive Relief Distributors elect to proceed with Phase 2-B, the goal will be to have Phase 2-B fully operational within two (2) years of the Clearinghouse Retention Date and no later than three (3) years of the Clearinghouse Retention Date.

1. Phase 2-A: Additional Data Collection and Analytics

- a) During Phase 2-A, the Clearinghouse will continue the functions defined in Phase 1 and work to expand the scope of its data collection and enhance its analytics and reporting capabilities including the following:
  - (1) Integration of data from additional sources, including:
    - (a) Transaction data from other distributors, including manufacturers that distribute directly to retail pharmacies and pharmacies that self-warehouse; and
    - (b) Where possible, state PDMP data and other data, including, but not limited to, State Board of Medicine and Board of Pharmacy sanctions, and agreed-upon industry data. If state PDMP data is effectively duplicative of Dispensing Data already obtained in Phase 1, it will not be necessary for the Clearinghouse to obtain state PDMP data.
  - (2) Development of additional metrics analyzing the data available from the additional data sources (PDMP, other pharmacy data, sanction authorities, and third-party volume projections).

- (3) Development of real-time or near real-time access to distribution data, dispensing data and other data sources.
- (4) Refinement of methodologies for analyzing Dispensing Data to identify suspicious prescribers.
- (5) Development of additional capabilities to provide Settling States, the Injunctive Relief Distributors and potentially the DEA customized reporting from the Clearinghouse upon reasonable request.

2. Phase 2-A: Uniform Required Reporting

- a) The Clearinghouse and the Clearinghouse Advisory Panel shall develop uniform reporting recommendations for potential implementation by state regulators in order to allow the Injunctive Relief Distributors to satisfy their obligations under the Injunctive Relief Terms and state and federal laws in a uniform and consistent manner.
- b) It is a goal of the Settling States and the Injunctive Relief Distributors to:
  - (1) Streamline and simplify required reporting which will benefit the Injunctive Relief Distributors and the Settling States, as well as the DEA;
  - (2) Develop uniform transactional and Suspicious Order reporting requirements; and
  - (3) Provide for the submission of uniform Suspicious Order reports.

3. Phase 2-B: Clearinghouse Assumption of CSMP Functions

- a) With respect to Phase 2-B, the Phase 2 Planning Report shall address:
  - (1) Engagement with stakeholders, including the DEA, to develop the system of Threshold setting and Suspicious Order reporting to potentially be provided by the Clearinghouse;
  - (2) Development of technology and rules, including any proposed changes to federal law or regulations;
  - (3) Development of models for the identification of Suspicious Orders and setting universal Thresholds in a manner

consistent with Section XII. These models shall include active order management and order fulfillment protocols to ensure that orders are compared to relevant Thresholds by the Clearinghouse before shipment instructions are provided by the Clearinghouse to the Injunctive Relief Distributors. The models shall also include the identification of Suspicious Orders when they are placed by Customers, which will be held before shipment or blocked based on instructions provided by the Clearinghouse to the Injunctive Relief Distributors.

- (4) Development of criteria governing distribution to Customers that have placed one or more Orders that exceed a Threshold;
  - (5) Development of rules for allocating Orders placed by Customers that have more than one Distributor if one or more Orders exceed a Threshold;
  - (6) Development of a pilot project for a sample geographic region to perform data analysis to test the models for Threshold setting and the identification of Suspicious Orders.
- b) Following implementation of Phase 2-B, the Injunctive Relief Distributors participating in Phase 2-B and the State Compliance Review Committee shall meet and confer with respect to whether to expand the scope of the Clearinghouse to cover additional anti-diversion functions, such as the performance of due diligence.
- c) CSMP functions that have been assumed by the Clearinghouse during Phase 2-B will no longer be performed by participating Injunctive Relief Distributors individually through their CSMPs. CSMP functions performed by the Clearinghouse will assist participating Injunctive Relief Distributors to satisfy the applicable legal obligations of those Injunctive Relief Distributors. The Clearinghouse's performance of CSMP functions will not relieve participating Injunctive Relief Distributors from their legal obligations unless (i) the Injunctive Relief Distributors and the State Compliance Review Committee jointly enter into a written agreement for the Clearinghouse to assume legal requirements during Phase 2-B; and (ii) all vendors and consultants working on the Clearinghouse agree in writing to assume such obligations. Nothing in this paragraph shall apply to any Injunctive Relief Distributor that does not participate in Phase 2-B pursuant to Section XVII.E.

**E. Option to Opt Out of Phase 2-B**

1. Each Injunctive Relief Distributor shall have the option, in its sole discretion, to elect not to participate in Phase 2-B at any point. In the event that an Injunctive Relief Distributor elects not to participate in Phase 2-B, that Injunctive Relief Distributor shall cease to have any obligation to fund future costs directly related to Phase 2-B of the Clearinghouse or to implement the Clearinghouse's determinations as to identification of Suspicious Orders and Suspicious Order reporting. If an Injunctive Relief Distributor elects not to participate in Phase 2-B, that Injunctive Relief Distributor shall remain responsible for the requirements specified for Phase 1 and Phase 2-A of the Clearinghouse and shall be responsible for contributing to the costs associated with Phase 1 and Phase 2-A.
2. In the event that an Injunctive Relief Distributor elects not to participate in Phase 2-B, the Clearinghouse Advisory Panel shall discuss and make recommendations for any necessary adjustments to the Phase 2-B capabilities described in Section XVII.D.3.

**F. Funding**

1. The establishment and ongoing operations of the Clearinghouse shall be funded by the Injunctive Relief Distributors for a period of ten (10) years commencing on the Clearinghouse Retention Date.
2. For each of the first two (2) years of the operation of the Clearinghouse, the Injunctive Relief Distributors will make total payments of \$7.5 million per year combined. For years three (3) through ten (10), the Injunctive Relief Distributors will make total payments of \$3 million per year combined. Additional costs associated with Phase 2-B shall be billed to the Injunctive Relief Distributors participating in Phase 2-B.
3. Payments by the Injunctive Relief Distributors for the Clearinghouse shall be allocated among the Injunctive Relief Distributors as set forth in Section IV.H of the Settlement Agreement, dated as of July 21, 2021, which incorporates these Injunctive Relief Terms as Exhibit P.
4. In the event that the cost of the Clearinghouse exceeds the amounts provided by the Injunctive Relief Distributors, the Injunctive Relief Distributors and State Compliance Review Committee shall meet-and-confer on alternatives, which may include:
  - a) Limiting the operations of the Clearinghouse consistent with a revised budget;
  - b) Seeking additional sources of funding for the Clearinghouse; and/or

- c) Allocating, in a manner consistent with the allocation of payments between the Injunctive Relief Distributors as set forth in Section XVII.F.3, additional amounts that are the responsibility of the Injunctive Relief Distributors to be used for the operation of the Clearinghouse.
- 5. The Injunctive Relief Distributors and the State Compliance Review Committee agree to engage in good faith discussions regarding potential continued operation and funding of the Clearinghouse following the initial ten (10) year period of Clearinghouse operations.
- 6. The Injunctive Relief Distributors and the State Compliance Review Committee shall develop a means to obtain payments from other parties that may use or benefit from the Clearinghouse, including, but not limited to, other settling defendants, non-Injunctive Relief Distributors, or other parties and the Clearinghouse Advisory Panel shall consider other funding sources for the Clearinghouse. This may include consideration of a user fee or other model by which non-Injunctive Relief Distributors that use the Clearinghouse will contribute to funding the Clearinghouse.
- 7. In the event that ten (10) or more Settling States reach agreements with any national retail chain pharmacies to resolve claims related to the distribution of Controlled Substances, the Settling States' Attorneys' General agree to make participation in the Clearinghouse, including providing data to the Clearinghouse and contribution to the cost of the operation of the Clearinghouse, a condition of any settlement. The Settling States' Attorneys' General agree to make best efforts to ensure that any other settling distributors and/or pharmacies participate in the Clearinghouse. To the extent that the Attorneys General are able to secure participation by additional distributors and/or pharmacies, it is anticipated that, to the extent practicable based on the financial and relative size of the settling distributor and/or pharmacy, those entities will contribute to the cost of the operation of the Clearinghouse. The Injunctive Relief Distributors' obligation to fund the Clearinghouse shall be partially reduced by contributions obtained from other distributors and/or pharmacies pursuant to a formula to be determined by the Clearinghouse Advisory Panel.

**G. Confidentiality**

- 1. All data provided to the Clearinghouse shall be confidential.
- 2. Information provided by distributors participating in the Clearinghouse may not be provided to any other entity or individual outside those expressly contemplated by the Injunctive Relief Terms.

3. The Clearinghouse may not provide to any distributor information specific to another distributor. Notwithstanding the prior sentence, the Clearinghouse may provide blinded data to a distributor reflecting total Orders (across all distributors) for a particular Customer, region, and/or state at the base code and NDC number level and all transactional data information. Such information may only be used by receiving distributors for purposes of identifying, minimizing, or otherwise addressing the risk of Controlled Substances diversion. No distributor or pharmacy, including the Injunctive Relief Distributors, shall attempt to obtain revenue from this information. Such information provided by the Clearinghouse shall be compliant with all applicable laws and regulations.
4. If the Clearinghouse receives a request for disclosure of any data, material or other information created or shared under the Injunctive Relief Terms, pursuant to a Third Party Request, the Clearinghouse shall notify the Injunctive Relief Distributors and the Clearinghouse Advisory Panel of the Third Party Request and any confidential information to be disclosed so that the Injunctive Relief Distributors may seek a protective order or otherwise challenge or object to the disclosure. The Clearinghouse shall provide the Injunctive Relief Distributors and the Clearinghouse Advisory Panel with at least ten (10) days' advance notice before complying with any Third Party Request for confidential information, except where state law requires a lesser period of advance notice.

#### **H. Data Integrity**

1. The Clearinghouse shall use best-in-class technology to preserve the integrity of the data.
2. The Clearinghouse shall report any data breaches under HIPAA and state law that occur as a result of any of its data collection and reporting activities to the Settling States and other authorities as required by law.
3. The Injunctive Relief Distributors and the Settling States shall not be liable for any breaches of any databases maintained by the Clearinghouse. This does not excuse the Clearinghouse or its vendor(s) from compliance with all state and federal laws and regulations governing (1) the protection of personal information and protected health information, or (2) notifications relating to Data Security Events.

#### **I. Credit for Investment in the Clearinghouse**

1. The Injunctive Relief Distributors and the State Compliance Review Committee shall negotiate in good faith regarding a potential credit against Injunctive Relief Distributors' overall settlement obligations if costs exceed the amounts specified in Section XVII.F.

## **XVIII. MONITOR**

### **A. Monitor Selection and Engagement**

1. The Injunctive Relief Distributors shall engage a Monitor to perform the reviews described in Section XVIII.F. The Monitor shall employ or retain personnel who have appropriate qualifications related to the pharmaceutical industry and the laws governing the distribution of pharmaceuticals, the distribution of Controlled Substances, and the applicable requirements of federal and state law. The Monitor may also employ or retain personnel who have appropriate qualifications in the audit and review of sample documents in order to conduct the reviews described in Section XVIII.F. To the extent additional expertise is required for the engagement, the Monitor may retain the services of third-party consultants.
2. The Monitor must perform each review described in Section XVIII.F in a professionally independent and objective fashion, as defined in the most recent Government Auditing Standards issued by the United States Government Accountability Office. A Monitor shall not be engaged in active litigation involving one or more of the Injunctive Relief Distributors or Settling States or present a potential conflict of interest involving matters concerning an Injunctive Relief Distributor, except by agreement of the affected parties. If the Monitor is employed by an entity that performed work for any Injunctive Relief Distributor or any of the Settling States prior to the Effective Date, the Monitor will cause to be implemented appropriate ethical walls between the Monitor team and the employees of the firm who have previously performed work for an Injunctive Relief Distributor or any of the Settling States.
3. The process for selecting the Monitor shall be as follows:
  - a) Within sixty (60) calendar days of the Effective Date, the Injunctive Relief Distributors and the State Compliance Review Committee shall exchange pools of recommended candidates to serve as the Monitor. The pools shall each contain the names of three (3) individuals, groups of individuals, or firms.
  - b) After receiving the pools of Monitor candidates, the Injunctive Relief Distributors and the State Compliance Review Committee shall have the right to meet with the candidates and conduct appropriate interviews of the personnel who are expected to work on the project. The Injunctive Relief Distributors (individually or in combination) and the State Compliance Review Committee may veto any of the candidates, and must do so in writing within thirty (30) days of receiving the pool of candidates. If all three (3) candidates within a pool are rejected by either the Injunctive Relief



Distributors or the State Compliance Review Committee, the party who rejected the three (3) candidates may direct the other party to provide up to three (3) additional qualified candidates within thirty (30) calendar days of receipt of said notice.

- c) If the Injunctive Relief Distributors or the State Compliance Review Committee do not object to a proposed candidate, the Injunctive Relief Distributors or the State Compliance Review Committee shall so notify the other in writing within thirty (30) days of receiving the pool of candidates. If more than one candidate remains, the State Compliance Review Committee shall select the Monitor from the remaining candidates. Within thirty (30) calendar days of the selection of the Monitor, the Injunctive Relief Distributors shall retain the Monitor, and finalize all terms of engagement, supplying a copy of an engagement letter to the State Compliance Review Committee. The terms of engagement shall include a process by which Injunctive Relief Distributors may challenge Monitor costs as excessive, duplicative or unnecessary, which process must be approved by the State Compliance Review Committee.
4. The Injunctive Relief Distributors shall be responsible for the Monitor's fees and costs directly related to its performance of the work specified by the Injunctive Relief Terms up to a limit of \$1,000,000 per year per Injunctive Relief Distributor (*i.e.*, a total of \$3,000,000 per year).
5. Prior to each year, the Monitor shall submit a combined annual budget to the Injunctive Relief Distributors and State Compliance Review Committee that shall not exceed a total of \$3,000,000. The Monitor shall submit quarterly reports to the Injunctive Relief Distributors and the State Compliance Review Committee tracking actual spend to the annual budget.
6. In the event that any of the Injunctive Relief Distributors or State Compliance Review Committee believe that the Monitor is not performing its duties and responsibilities under the Injunctive Relief Terms in a reasonably cost effective manner, an Injunctive Relief Distributor or the State Compliance Review Committee shall recommend in writing changes to the Monitor's practices to reduce cost. The Monitor, Injunctive Relief Distributors, and the State Compliance Review Committee shall meet and confer in good faith in response to such a recommendation.
7. In the event that the Injunctive Relief Distributor and the State Compliance Review Committee cannot agree on whether the recommended cost reductions are warranted, either the State Compliance Review Committee or the Injunctive Relief Distributors may submit the question to the National Arbitration Panel, who shall determine whether

the Monitor is performing its duties and responsibilities under the Injunctive Relief Terms in a reasonably cost effective manner, and, if not, the necessary changes to the Monitor's practices to reduce cost.

8. If the National Arbitration Panel determines that the Monitor cannot complete the reviews described in Section XVIII.F within the combined annual budget of \$3,000,000, the National Arbitration Panel shall require the Monitor to provide the Injunctive Relief Distributors and the State Compliance Review Committee with a written report explaining why it is not possible to complete the reviews within budget and all steps the Monitor has taken to perform its duties and responsibilities under the Injunctive Relief Terms in a reasonably cost effective manner. After receiving the Monitor's report, the Injunctive Relief Distributors, and the State Compliance Review Committee shall meet and confer in good faith to determine whether an increase in the combined budget is appropriate. If the Injunctive Relief Distributors and the State Compliance Review Committee cannot reach an agreement on the amount of the reasonable costs in excess of \$3,000,000 for the relevant year, the issue will be submitted to the National Arbitration Panel for resolution. The National Arbitration Panel may award additional costs up to total cap of \$5,000,000 for the relevant year (\$3,000,000 plus an additional \$2,000,000).
9. Unless the Injunctive Relief Distributors and the State Compliance Review Committee agree otherwise as part of the meet and confer process in the prior paragraph (such as by agreeing to limit the Monitor's duties and responsibilities for the remainder of the year), the amount above \$3,000,000 and up to the total cap of \$5,000,000 in a given year necessary for the Monitor to complete the reviews described in Section XVIII.F shall be divided evenly among the Injunctive Relief Distributors without reducing any other amounts that are the responsibility of the Injunctive Relief Distributors.

B. Early Termination of the Monitor

1. In the event any of the Injunctive Relief Distributors or State Compliance Review Committee believe that the Monitor is not performing its duties and responsibilities under the Injunctive Relief Terms in a reasonably professional, competent and independent manner, an Injunctive Relief Distributor or the State Compliance Review Committee shall recommend replacement of the Monitor in writing. The Injunctive Relief Distributors and the State Compliance Review Committee shall meet and confer in good faith in response to a recommendation to replace the Monitor. If the State Compliance Review Committee and the Injunctive Relief Distributors agree that the Monitor should be replaced, a replacement Monitor will be selected in the manner set forth in Section XVIII.A.3.

2. In the event the Injunctive Relief Distributor and the State Compliance Review Committee cannot agree on whether the Monitor should be replaced, either the State Compliance Review Committee or the Injunctive Relief Distributors may submit the question of the Monitor's dismissal to the National Arbitration Panel, and the Monitor shall only be dismissed if that panel finds that there is Good Cause for dismissal. Good Cause for dismissal shall mean (a) a material and substantial breach of the terms of the Monitor's obligations under the Injunctive Relief Terms; (b) any act of dishonesty, misappropriation, embezzlement, intentional fraud, or similar conduct by the Monitor; (c) any clear pattern of bias or prejudice in favor or against any party by the Monitor; (d) conduct by the Monitor that demonstrates unfitness to fulfill the functions of the Monitor reasonably and competently; or (e) conflicts of interest described in Section XVIII.A.2. If the panel finds that the Monitor should be dismissed, a replacement Monitor will be selected in the manner set forth in Section XVIII.A.3.
3. In addition, if the Monitor resigns for any reason, a replacement Monitor will be selected in the manner set forth in Section XVIII.A.3.

C. Term and Reporting Periods

1. The term of the Monitor will be five (5) years from the date the Monitor is appointed, divided into one-year periods for purposes of the reviews and reporting described in Section XVIII ("*Reporting Periods*").

D. Monitor Access to Information

1. In connection with its reviews set forth in Section XVIII.F, the Monitor may request to interview employees with appropriate authority and responsibilities as necessary. In the event that an Injunctive Relief Distributor believes that the Monitor is requesting an unreasonable number of interviews or requesting interviews of employees who do not have relevant information to the reviews required by Section XVIII.F, the Injunctive Relief Distributor and State Compliance Review Committee shall meet and confer in good faith to resolve this issue.
2. The Chief Diversion Control Officer of each Injunctive Relief Distributor or a direct report of the Chief Diversion Control Officer shall serve as the primary point of contact for the Monitor to facilitate the Monitor's access to documents, materials, or staff necessary to conduct the reviews specified in Section XVIII.F. The Monitor shall communicate any request for documents, materials, or access to staff to the Chief Diversion Control Officers or their designees.
3. If at any time the Monitor believes there is undue delay, resistance, interference, limitation, or denial of access to any records or to any

employee or former employee deemed necessary by the Monitor to conduct the reviews specified in Section XVIII.F, the Monitor shall notify the Chief Diversion Control Officer of the Injunctive Relief Distributor and they shall meet and confer to resolve such issue. If the Monitor believes that the matter was not resolved, the Monitor shall immediately report the issue to the State Compliance Review Committee.

4. To the extent any of the documents requested by the Monitor contain material protected from disclosure by any legal privilege, including the attorney-client privilege or attorney work product protections, an Injunctive Relief Distributor may redact such material before providing the documents to the Monitor, but must provide the Monitor with a privilege log describing the redacted information and identifying the basis for redaction.
5. Notwithstanding any other information referenced and produced pursuant to Section XVIII, the Monitor shall have access to, and each Injunctive Relief Distributor's Chief Diversion Control Officer shall produce to the Monitor, any settlement agreements with government entities entered into after the Effective Date specifically concerning the requirements contained in the Injunctive Relief Terms and an Injunctive Relief Distributor's distribution of Controlled Substances (as opposed to distribution of pharmaceutical products in general).

E. Settling States' Access to Monitor

1. Other than in connection with the initiation of a Notice of Potential Violation set forth in Section XIX.B.2, should the Monitor believe it needs to initiate communication with the State Compliance Review Committee regarding an Injunctive Relief Distributor's compliance with the Injunctive Relief Terms, the Monitor's communications should include the Chief Diversion Control Officer or counsel of the affected Injunctive Relief Distributor, regardless of the form of communication.
2. The State Compliance Review Committee shall have access to any settlement agreements produced to the Monitor pursuant to Section XVIII.D.5.

F. Reviews to be Conducted by the Monitor

1. There shall be two (2) types of reviews to be conducted by the Monitor:
  - a) Customer-specific reviews, as set forth in Section XVIII.F.2; and
  - b) System reviews, as set forth in Section XVIII.F.3.

2. Customer-Specific Reviews

- a) The following Customer-specific reviews will be conducted by the Monitor for each Injunctive Relief Distributor for each of the Reporting Periods:
  - (1) Threshold Change Request Review (“*TCR Review*”);
  - (2) Onboarding New Customer Review (“*Onboarding Review*”);
  - (3) Ongoing Due Diligence Review (“*Ongoing Diligence Review*”);
  - (4) Customer Termination Review (“*Termination Review*”); and
  - (5) Orders that Exceed Thresholds but are Shipped Review (“*Exceeded Threshold Review*”).
- b) Sample selection and audit periods for TCR Reviews, Onboarding Reviews, Ongoing Diligence Reviews, Termination Reviews, and Exceeded Threshold Reviews:
  - (1) For each Reporting Period, the Monitor will review a representative sample of files for the performance of the TCR Reviews, Onboarding Reviews, and Ongoing Diligence Reviews. The Monitor shall select a sample representative of various geographic regions, customer types (Independent Retail Pharmacy Customers or Chain Customer), and distribution centers.
  - (2) The Monitor will meet and confer with each of the Injunctive Relief Distributors to determine the appropriate audit period within each Reporting Period from which the samples will be selected (e.g. samples will be selected from the first six (6) months of a reporting period to allow the Monitor time to perform its review during the remainder of the reporting period).
  - (3) Within thirty (30) calendar days following the close of the agreed-upon audit period, the Injunctive Relief Distributors (or the Clearinghouse once operational, if able to do so) will provide the Monitor with the following lists of relevant Customers for each type of review:
    - (a) A list of all Customers that requested at least one Threshold increase for a Highly Diverted Controlled

Substance during the relevant audit period, including the number of such requests by each Customer;

- (b) A list of all Customers that were onboarded during the relevant audit period and, during that period, ordered and received Highly Diverted Controlled Substances;
  - (c) A list of all Customers that were the subject of an Ongoing Diligence Review during the relevant audit period;
  - (d) A list of all Customers that, for reasons related to Controlled Substance regulatory compliance, were terminated during the relevant audit period; and
  - (e) A list of all Orders for Highly Diverted Controlled Substances where a decision was made to ship the Order even though the order exceeded the otherwise applicable Threshold, with number of such shipped orders.
- (4) Within fifteen (15) calendar days of compiling this Customer information for sample selection, each Injunctive Relief Distributor shall propose a reasonable number of customer files for each review to the Monitor.
  - (5) Within fifteen (15) calendar days of receiving the lists specified above from the Injunctive Relief Distributors, the Monitor shall choose representative files to be reviewed from these lists. Each list will include the Customers' zip code, geographic region, distribution center, and customer type (Independent Retail Pharmacy Customer or Chain Customer).

c) TCR Reviews

- (1) For each Reporting Period, the Monitor shall conduct a TCR Review for a sample review of Customers who requested at least one Threshold increase for Highly Diverted Controlled Substances for each Injunctive Relief Distributor. For the TCR Reviews, the Monitor shall review the information contained in the files of the sample Customers and determine whether the information reflects substantial compliance with the requirements of Section XII.C.3.

- d) Onboarding Reviews
  - (1) For each Reporting Period, the Monitor shall conduct an Onboarding Review of a sample of Customers that were onboarded during the applicable audit period and, during that period, ordered and received Highly Diverted Controlled Substances from the Injunctive Relief Distributor. For the Onboarding Reviews, the Monitor shall review the information contained in the files of the sample Customers and determine whether the information reflects substantial compliance with the requirements of Section IX.
- e) Ongoing Diligence Reviews
  - (1) For each Reporting Period, the Monitor shall conduct an Ongoing Diligence Review of a sample of Customers for each Injunctive Relief Distributor that was the subject of an Ongoing Diligence Review during the relevant audit period. For the Ongoing Diligence Reviews, the Monitor shall review the information contained in the files of the sample of Customers and determine whether the information reflects substantial compliance with the requirements of Section X.
- f) Termination Reviews
  - (1) For each Reporting Period, the Monitor shall conduct a review of a sample of Customers that were terminated by each Injunctive Relief Distributor during the audit period. For the Termination Reviews, the Monitor shall review the information contained in the files of the sample of Customers and determine whether the information reflects substantial compliance with the requirements of Section XIV.
- g) Exceeded Threshold Review
  - (1) For each Reporting Period, the Monitor shall conduct a review of a sample of Orders for Highly Diverted Controlled Substances where a decision was made by the Injunctive Relief Distributor to ship the Order even though the Order exceeded the applicable Threshold. For the Exceeded Threshold Reviews, the Monitor shall review the information contained in the Customer files related to the Orders and determine whether the information reflects substantial compliance with the requirements of Section XIII.B.

3. Annual System Reviews:

- a) The following system reviews will be conducted by the Monitor for each Injunctive Relief Distributor for each of the Reporting Periods:
  - (1) CSMP Review;
  - (2) Threshold Setting Process Review;
  - (3) Suspicious Orders and Suspicious Order Report Review;
  - (4) Compensation Review;
  - (5) Red Flag Review; and
  - (6) Review of CSMP Integration with Clearinghouse.
- b) CSMP Review
  - (1) For each Reporting Period, the Monitor shall conduct a review of the following materials from each Injunctive Relief Distributor:
    - (a) Current CSMP policies and procedures;
    - (b) Organizational charts for the departments that are relevant to the CSMP organization;
    - (c) Logs and/or summaries of any reports received on the "hot line" required by Section V.E and the action or response of an Injunctive Relief Distributor to any such reports;
    - (d) Copies of the quarterly reports provided by the Chief Diversion Control Officer to the CSMP Committee as required by Section IV.C;
    - (e) Copies of the quarterly reports provided by the CSMP Committee to senior management and the Board of Directors as required by Section VI.C; and
    - (f) Copies of the materials used for the training required by Section VII and lists of the attendees of the training.



- c) Threshold Setting Process Review:
  - (1) For each Reporting Period, each Injunctive Relief Distributor or its outside consultants shall prepare a summary report describing how its Threshold-setting methodology for Independent Retail Pharmacy Customers and Chain Customers complies with Section XII (the “*Annual Threshold Analysis and Assessment Report*”).
  - (2) For each Reporting Period, the Monitor shall review the Annual Threshold Analysis and Assessment Report, determine whether the information reflects substantial compliance with the requirements of Section XII, and include any Observations and Recommendations, as defined in Section XVIII.G, in its annual Audit Report.
- d) Suspicious Orders and Suspicious Order Reporting Review:
  - (1) For each Reporting Period, each Injunctive Relief Distributors will provide the Monitor with a report containing summary metrics for the Suspicious Orders that were reported to the DEA and the Settling States (the “*Suspicious Order Metrics Report*”). In the Suspicious Order Metrics Report, the Injunctive Relief Distributors will also provide summary metrics for Orders of Highly Diverted Controlled Substances that exceeded a Threshold but were still shipped.
  - (2) For each Reporting Period, the Monitor shall review the Suspicious Order Metrics Report, determine whether the information reflects substantial compliance with the requirements of Section XIII, and include any Observations and Recommendations in its annual Audit Report.
- e) Compensation Reviews:
  - (1) For each Reporting Period, the Monitor will review compensation-related policy documents for each Injunctive Relief Distributor for sales personnel. The Monitor shall analyze those documents and determine whether the compensation policies of each Injunctive Relief Distributor comply with the requirements contained in Section V.
- f) Red Flags Review:
  - (1) For each Reporting Period, the Monitor shall review the Red Flags defined in Section VIII and their incorporation into each Injunctive Relief Distributor’s policies and

procedures. The Monitor shall determine whether the information reflects substantial compliance with the requirements of Section VIII and include any Observations and Recommendations, as called for by Section VIII.C, about those definitions in its annual Audit Report.

g) Review of CSMP Integration with the Clearinghouse:

- (1) For each Reporting Period, each Injunctive Relief Distributor shall prepare a report summarizing the status of the Injunctive Relief Distributor's CSMP integration with the operation of the Clearinghouse ("*Clearinghouse Integration Report*"). The Monitor shall review each Injunctive Relief Distributor's Clearinghouse Integration Report, determine whether the information reflects substantial compliance with the requirements of Section XVII, and include any Observations and Recommendations in its annual Audit Report.

G. Observations and Recommendations:

1. If the Monitor notes any areas for potential improvement during the course of the reviews conducted pursuant to the Injunctive Relief Terms, the Monitor shall include any such recommendations in the Audit Report. Collectively, any such questions, concerns or recommendations will be referred to as "*Observations and Recommendations.*"

H. Audit Reports:

1. No later than one hundred and twenty (120) calendar days prior to the end of a Reporting Period and/or at any other time deemed reasonably necessary by the Monitor, the Monitor shall provide each Injunctive Relief Distributor with a draft report detailing any instances of substantial non-compliance with the applicable provisions of the Injunctive Relief Terms from the reviews in Section XVIII.F (the "*Draft Report*"). The Draft Report will also describe any Observations and Recommendations.
2. Within thirty (30) calendar days of its receipt of the Draft Report, the Injunctive Relief Distributor will provide comments and responses to the Draft Report. The Injunctive Relief Distributor will, among other things:
  - a) Respond to each instance of substantial non-compliance, including, where appropriate, describing any corrective action taken (or to be taken).
  - b) Respond to each Observation and Recommendation.

3. Within thirty (30) calendar days of its receipt of the Injunctive Relief Distributors' responses to the Draft Report, the Monitor shall provide a final report (the "*Audit Report*") to each Injunctive Relief Distributor and the State Compliance Review Committee. The Monitor shall provide the State Compliance Review Committee with a copy of an Injunctive Relief Distributor's response to the Draft Report.
4. No action or lack of action by the Settling States regarding information received from the Monitor concerning an Injunctive Relief Distributor's conduct shall be considered affirmation, acceptance, or ratification of that conduct by the Settling States.

I. Confidentiality:

1. Materials and information provided by the Injunctive Relief Distributors to the Monitor that are designated "*Confidential*" (and any parts, portions, or derivations thereof) (the "*Confidential Information*") will be kept confidential and not be shown, disclosed, or distributed to any other party, including any other Injunctive Relief Distributor.
2. The Monitor will not use materials or information received from one Injunctive Relief Distributor, or information or analysis developed using the Confidential Information of an Injunctive Relief Distributor, in its assessment of any other Injunctive Relief Distributor. Because each Injunctive Relief Distributor operates pursuant to its own unique policies and procedures intended to comply with legal and other requirements of the Injunctive Relief Terms, the Monitor shall apply the standards of each Injunctive Relief Distributor to its reviews without preference to the practices or standards applied by any other Injunctive Relief Distributor.
3. If any of the Settling States or the Monitor receive a request for disclosure of any material or information created or shared under the Injunctive Relief Terms, pursuant to a Third Party Request, the Settling State or the Monitor, respectively, shall notify the Injunctive Relief Distributors of the Third Party Request and the Confidential Information to be disclosed so that the Injunctive Relief Distributors may seek a protective order or otherwise challenge or object to the disclosure. The Settling State or the Monitor will provide the Injunctive Relief Distributors with at least ten (10) days' advance notice before complying with any Third Party Request for Confidential Information, except where state law requires a lesser period of advance notice.
4. Nothing herein will be deemed to prevent any party from claiming any applicable exemption to the public information act, freedom of information act, public records act, or similar law.

**XIX. ENFORCEMENT OF INJUNCTIVE RELIEF TERMS**

A. State Compliance Review Committee:

1. Any Settling State may initiate a review of a Potential Violation consistent with the process set forth in Section XIX.
2. The State Compliance Review Committee shall assign the Monitor the responsibilities set forth in Sections XIX.B.3 through XIX.B.7, regarding review of a Potential Violation and an opportunity to cure, except with respect to matters requiring interpretation of the Injunctive Relief Terms subject to Section XIX.C.2. The objective of the Monitor shall be to facilitate a resolution among the parties, providing an opportunity to cure, as applicable, for the party against whom a Potential Violation has been alleged.
3. No less than six (6) months before the Monitor's term expires pursuant to Section XVIII, the State Compliance Review Committee and Injunctive Relief Distributors shall meet and confer in good faith to determine the parameters and processes for continued enforcement, consistent to the maximum extent possible with the provisions set forth in Section XIX, for the period after the Monitor's term has ended. Absent agreement between the State Compliance Review Committee and Injunctive Relief Distributors, all provisions set forth in Section XIX involving the Monitor are excused after the Monitor's term has ended.
4. Should an Injunctive Relief Distributor allege in good faith that a Settling State or the Monitor has impaired the ability of the Injunctive Relief Distributor to meet the Injunctive Relief Terms, the Injunctive Relief Distributor may request the State Compliance Review Committee to mediate any dispute in an effort to avoid the time and expense of litigation regarding interpretation and enforcement of the Injunctive Relief Terms.

B. Process for Review of Potential Violations and Opportunity to Cure:

1. Definition of "Potential Violation": A Potential Violation occurs when an Injunctive Relief Distributor is alleged to not be in substantial compliance with (i) the Injunctive Relief Terms or (ii) a Corrective Action Plan adopted consistent with the process set forth in Section XIX.B.7.
2. Submission of Notice of Potential Violation. An allegation of a Potential Violation shall be submitted to the State Compliance Review Committee in writing by one or more Settling States ("*Notice of Potential Violation*" or "*Notice*") and shall include the following to the extent practicable:
  - a) Specification of the particular Injunctive Relief Term(s) and/or Corrective Action Plan(s) implicated by the Potential Violation;

- b) Description of the Potential Violation with specificity;
  - c) The reasoning for and, if available, any documentation supporting the allegation that a Potential Violation has occurred, including whether the Potential Violation is a matter identified by the Monitor in an Audit Report; and
  - d) Description of the time-sensitivity of the Potential Violation, if relevant.
3. Assignment to Monitor. The State Compliance Review Committee shall review every Notice. If the State Compliance Review Committee reasonably believes that further review is warranted, the State Compliance Review Committee shall forward the Notice to the Monitor. The Monitor shall ensure that the Injunctive Relief Distributor that is the subject of the Notice receives a copy of the Notice and a proposed schedule consistent with the process set forth in Sections XIX.B.4 and XIX.B.5.
4. Response to Notice of Potential Violation. Within thirty (30) days of receipt of the Notice of Potential Violation, the Injunctive Relief Distributor that is the subject of the Notice shall provide a written response to the referring Settling State(s), the Monitor, and the State Compliance Review Committee. The response (a) shall set forth the reasons the Injunctive Relief Distributor that is the subject of the Notice believes that it is in substantial compliance with the relevant Injunctive Relief Term(s) and/or Corrective Action Plan(s), and (b) as applicable, shall explain efforts undertaken to cure the Potential Violation and a schedule for completing the efforts to cure.
5. Conference for Parties re Notice of Potential Violation. The parties to the Notice shall meet or otherwise confer regarding the Potential Violation. The parties and the Monitor shall make themselves available for such a meeting (which may at any party's election be a virtual or technology-based meeting), provided, however, that the meeting is not required to take place sooner than fifteen (15) days after a written response to the Notice of Potential Violation.
6. Process for Previously-Submitted Notices of Potential Violation. At the request of the parties to a Notice, the Monitor shall determine whether the Notice implicates the same or similar issues as a previously submitted Notice or is a matter previously identified by the Monitor in an Audit Report involving the same party alleged to have engaged in a Potential Violation, and make an initial determination as to whether the issues needs to be addressed anew. The Monitor shall inform the Settling State and Injunctive Relief Distributor involved in the previous Notice or the subject of a matter previously identified by the Monitor in an Audit Report of its determination within five (5) business days of receipt of the Notice. The

Settling State and Injunctive Relief Distributor shall have five (5) business days to object to the determination. If an objection is made, the Monitor shall respond to the objection within five (5) business days. If no objection is made, the party involved in the prior Notice may rely on the response to the previously submitted Notice or matter previously identified by the Monitor in an Audit Report and no further action shall be required.

7. Monitor Resolution of Potential Violation and Opportunity to Cure. Within thirty (30) days of the meeting pursuant to Section XIX.B.5, the Monitor, taking into consideration the submissions of the parties involved in the Notice and other information available to the Monitor, shall resolve the Notice as follows:
- a) If the Monitor reasonably believes that a Potential Violation is not ongoing or has been substantially resolved as of thirty (30) days from the meeting pursuant to Section XIX.B.5, the Monitor shall provide written notice to the State Compliance Review Committee and the Settling State(s) and Injunctive Relief Distributor involved in the Notice.
  - b) If the Monitor reasonably believes that a Potential Violation is ongoing and has not been substantially resolved as of thirty (30) days from the meeting pursuant to Section XIX.B.5, the Monitor shall provide written notice to the State Compliance Review Committee and the Settling State(s) and Injunctive Relief Distributor involved in the Notice and request that the Injunctive Relief Distributor prepare, within thirty (30) days of the receipt of such written notice, a Corrective Action Plan to remedy such Potential Violation, including a reasonable period for implementation of such plan. The Monitor may extend the period of time to submit a Corrective Action Plan up to ninety (90) days based on a reasonable request by the affected party.
  - c) A Corrective Action Plan may address multiple Potential Violations, and an existing Corrective Action Plan may be amended to address additional Potential Violations.
  - d) Within ten (10) business days of submission of a Corrective Action Plan regarding a Potential Violation, the Monitor shall confer with the State Compliance Review Committee and the Settling State(s) and Injunctive Relief Distributor involved in the Notice regarding the proposed Corrective Action Plan. The Monitor may recommend revisions in its discretion. The conference required by this paragraph may at any party's election be a virtual or technology-based meeting.

- e) Within thirty (30) days of the conference in Section XIX.B.7.d, the Monitor shall advise the State Compliance Review Committee and the Settling State(s) and Injunctive Relief Distributor involved in the Notice whether the Monitor has adopted the proposed Corrective Action Plan or whether the Monitor has adopted it after making modifications. The Monitor shall also set forth a reasonable period for implementation of any such plan that has been adopted. The Injunctive Relief Distributor that is subject to a Corrective Action Plan adopted by the Monitor must begin to comply with the Corrective Action Plan within five (5) business days of receiving notice of the Corrective Action Plan has been adopted, unless it seeks review by the State Compliance Review Committee pursuant to Section XIX.C.1.

C. Enforcement Responsibilities of State Compliance Review Committee:

1. The Settling State(s) or Injunctive Relief Distributor involved in a Notice may request the State Compliance Review Committee to review the resolution (including a resolution pursuant to Section XIX.B.7.a) and/or Corrective Action Plan adopted by the Monitor regarding that Notice. Any such request must be made within five (5) business days of a resolution or adoption of a Corrective Action Plan by the Monitor. The State Compliance Review Committee, taking into consideration the resolution by the Monitor, submissions of the Settling State(s) or Injunctive Relief Distributor, and other information available to the Committee, shall within thirty (30) days of receipt of the request resolve the matter by written notice to the affected parties, which shall include the State Compliance Review Committee's reasoning in reaching its resolution. The State Compliance Review Committee may agree, disagree, or modify any resolution or Corrective Action Plan that it reviews. An Injunctive Relief Distributor that is subject to a Corrective Action Plan that is affirmed or affirmed as amended by the State Compliance Review Committee must within five (5) business days begin to comply with the Corrective Action Plan.
2. The State Compliance Review Committee shall review any issues raised by a Notice regarding the interpretation of the Injunctive Relief Terms at the request of the Settling State(s), Injunctive Relief Distributor involved in a Notice, or the Monitor. Such a request may be made at any time after the Notice's submission, and the request will not extend the timelines set forth in Sections XIX.B and XIX.C.1. The State Compliance Review Committee shall notify the Monitor, Settling State(s) and Injunctive Relief Distributor involved in the Notice of its determination. Settling States and Injunctive Relief Distributors do not waive their rights to challenge the interpretation of the Injunctive Relief Terms by the State Compliance Review Committee in any subsequent proceeding pursuant to Section XIX.E.2.

3. The State Compliance Review Committee may, independent of a Notice of Potential Violation, review requests by a Monitor, Settling State, or Injunctive Relief Distributor regarding the interpretation of the Injunctive Relief Terms. The State Compliance Review Committee shall notify the Monitor and requesting party of its interpretation, including the State Compliance Review Committee's reasoning in reaching its conclusion. Settling States and Injunctive Relief Distributors do not waive their rights to challenge the interpretation of the Injunctive Relief Terms by the State Compliance Review Committee in any subsequent proceeding pursuant to Section XIX.E.2.
4. The State Compliance Review Committee shall make available to all Settling States and Injunctive Relief Distributors any interpretation it issues pursuant to Sections XIX.C.2 and XIX.C.3.

D. Composition of State Compliance Review Committee:

1. A Settling State on the State Compliance Review Committee that is in active litigation with one or more of the Injunctive Relief Distributors, or in another potential conflict of interest involving compliance with Controlled Substances laws and regulations, may not serve on the State Compliance Review Committee for matters involving the affected Injunctive Relief Distributor, and the remaining Settling States on the State Compliance Review Committee shall within five (5) business days select an alternate Settling State as a replacement.
2. If the affected state on the State Compliance Review Committee disputes that it has a disqualifying active litigation or other conflict of interest, the determination of whether that state has a conflict disqualifying it from serving on the State Compliance Review Committee shall be made by the remaining states on the State Compliance Review Committee.

E. Enforcement Actions:

1. Any written notice or resolution by the State Compliance Review Committee regarding the matters set forth in Sections XIX.B and XIX.C shall provide the State Compliance Review Committee's assessment of the matter but will not be an official opinion of any individual Settling State.
2. Following the issuance of a written notice or resolution of the State Compliance Review Committee pursuant to Section XIX.C, a Settling State or Injunctive Relief Distributor may take whatever action it deems necessary related to the written notice or resolution issued by the State Compliance Review Committee, provided that the Settling State or Injunctive Relief Distributor is either (a) the Settling State that sought review by the State Compliance Review Committee, or (b) the Injunctive Relief Distributor that is the subject of the Potential Violation at issue.



Such action may include but is not limited to bringing an action to enforce the settlement agreement, filing a new original action, or, the parties to a Notice attempting to negotiate a Corrective Action Plan directly with each other.

3. The Settling States agree that prior to taking any court or administrative action, other than an action that is necessary to address an immediate threat to the health, safety, or welfare of the citizens of the Settling State, or that a public emergency requiring immediate action exists, it will follow the process outlined in Sections XIX.B and XIX.C.
4. A Settling State or Injunctive Relief Distributor must bring a court or administrative action within six (6) months of any resolution of the State Compliance Review Committee, unless the alleged violation is also an independent violation of state or federal law, or an action that a Settling State concludes is necessary to address an immediate threat to the health, safety, or welfare of the citizens of the State, or that a public emergency requiring immediate action exists, in which cases, the applicable statute of limitations (if any) for sovereign actions shall apply.

**EXHIBIT Q**

**Illustrative Examples of Prepayments**

**Example 1**

Gross Settlement Prepayment: \$3,000,000

Settlement Prepayment Reduction Schedule: Reduce amounts paid for each of Payment Years 8, 13, and 18 by \$1,000,000

Net Settlement Prepayment Amount (assumes discount rate of five percent (5%)): \$2,591,513  
(\$863,838 for each of Payment Years 5, 10, and 15)

Payment Year	Initial Settlement Payment Schedule	Settlement Prepayment Reduction (-)	Net Settlement Prepayment (+)	Revised Settlement Payment Schedule
1	\$1,000,000			\$1,000,000
2	\$1,000,000			\$1,000,000
3	\$1,000,000			\$1,000,000
4	\$1,000,000			\$1,000,000
5	\$1,000,000		\$863,838	\$1,863,838
6	\$1,000,000			\$1,000,000
7	\$1,000,000			\$1,000,000
8	\$1,000,000	\$1,000,000		\$0
9	\$1,000,000			\$1,000,000
10	\$1,000,000		\$863,838	\$1,863,838
11	\$1,000,000			\$1,000,000
12	\$1,000,000			\$1,000,000
13	\$1,000,000	\$1,000,000		\$0
14	\$1,000,000			\$1,000,000
15	\$1,000,000		\$863,838	\$1,863,838
16	\$1,000,000			\$1,000,000
17	\$1,000,000			\$1,000,000
18	\$1,000,000	\$1,000,000		\$0
<b>Total</b>	<b>\$18,000,000</b>	<b>\$3,000,000</b>	<b>\$2,591,513</b>	<b>\$17,591,513</b>

Example 2

Gross Settlement Prepayment: \$3,000,000

Settlement Prepayment Reduction Schedule: Reduce amounts paid for each of Payment Years 4, 9, and 14 by \$1,000,000

Net Settlement Prepayment Amount (assumes discount rate of five percent (5%)): \$2,857,143  
(\$952,381 for each of Payment Years 3, 8, and 13)

Payment Year	Initial Settlement Payment Schedule	Settlement Prepayment Reduction (-)	Net Settlement Prepayment (+)	Revised Settlement Payment Schedule
1	\$1,000,000			\$1,000,000
2	\$1,000,000			\$1,000,000
3	\$1,000,000		\$952,381	\$1,952,381
4	\$1,000,000	\$1,000,000		\$0
5	\$1,000,000			\$1,000,000
6	\$1,000,000			\$1,000,000
7	\$1,000,000			\$1,000,000
8	\$1,000,000		\$952,381	\$1,952,381
9	\$1,000,000	\$1,000,000		\$0
10	\$1,000,000			\$1,000,000
11	\$1,000,000			\$1,000,000
12	\$1,000,000			\$1,000,000
13	\$1,000,000		\$952,381	\$1,952,381
14	\$1,000,000	\$1,000,000		\$0
15	\$1,000,000			\$1,000,000
16	\$1,000,000			\$1,000,000
17	\$1,000,000			\$1,000,000
18	\$1,000,000			\$1,000,000
<b>Total</b>	<b>\$18,000,000</b>	<b>\$3,000,000</b>	<b>\$2,857,143</b>	<b>\$17,857,143</b>

## **EXHIBIT R**

### **Agreement on Attorneys' Fees, Expenses and Costs**

This Agreement on Attorneys' Fees, Expenses and Costs ("*Fee Agreement*") is entered between McKesson Corporation, Cardinal Health, Inc., and AmerisourceBergen Corporation (collectively, the "*Settling Distributors*"), and the Plaintiffs' Executive Committee appointed in the multidistrict litigation in the Northern District of Ohio, National Prescription Opiate Litigation, No. 1:17-MD-2804 ("*MDL PEC*"), in connection with the Distributor Settlement Agreement ("*Distributor Agreement*"). This Fee Agreement becomes effective on the Effective Date of the Distributor Agreement or the date that the Consent Judgments anticipated under the Distributor Agreement become final in 25 Settling States (whichever is later). However, costs specified in Sections II.I and II.I.4 of this Fee Agreement that are to be funded pre-Effective Date by the Settling Distributors are effective upon agreement in writing with the Settling Distributors.

#### **I. Definitions.**

A. This Fee Agreement incorporates all defined terms in the Distributor Agreement, unless otherwise defined herein, and shall be interpreted in a manner consistent with the Distributor Agreement.

B. "*Attorney.*" Any of the following retained through a legal contract: a solo practitioner, a multi-attorney law firm, or other legal representative of a Participating Subdivision.

C. "*Attorney Fee Fund.*" An account consisting of funds allocated to pay attorneys' fees approved pursuant to Section II of this Fee Agreement established by Order of, and under the ongoing jurisdiction of, the MDL Court, as provided below.

D. "*Common Benefit Fund.*" The sub fund of the Attorney Fee Fund described in Section II.C.

E. "*Contingency Fee Fund.*" The sub fund of the Attorney Fee Fund described in Section II.D.

F. "*Cost and Expense Fund Administrator.*" The administrator appointed by the MDL Court to administer the MDL Expense Fund and Subdivision Cost Fund as provided in the Fee Agreement.

G. "*Cost Funds.*" Collectively, the MDL Expense Fund and Subdivision Cost Fund.

H. "*Fee Entitlement.*" Any right, entitlement or expectation, including but not limited to a fee contract, contingent fee contract, agreement, referral arrangement, co-counsel arrangement, State Back-Stop Agreement, or any other arrangement by which counsel could receive compensation or other consideration.

I. “*Fee Panel.*” The three-person panel appointed by the MDL Court to administer the Attorney Fee Fund and its sub funds as provided in the Fee Agreement.

J. “*Litigating Subdivision Cost Fund.*” The cost fund described in Section II.E herein.

K. “*MDL Court.*” United States District Court for the Northern District of Ohio Eastern Division, Case No. 1:17-md-2804, Judge Dan Aaron Polster.

L. “*MDL Expense Fund.*” The cost fund described in Section II.F below.

M. “*MDL PEC.*” The Plaintiffs’ Executive Committee appointed by the MDL Court.

N. “*Non-Participating Litigating Subdivision.*” A Litigating Subdivision that is not a Participating Subdivision.

O. “*Participating Litigating Subdivision.*” A Litigating Subdivision that is also a Participating Subdivision.

P. “*Participation Agreement.*” An agreement executed by an Attorney that acknowledges the obligation to pay an appropriate MDL Common Benefit Assessment.

Q. “*Qualifying Representation.*” Legal services provided for representation of a Participating Litigating Subdivision regarding Released Claims against Released Entities.

R. “*State Back-Stop Agreement.*” Any agreement by a Settling State and private counsel for Participating Subdivisions in that State (or legislation enacted in that State) to provide, adjust, or guarantee attorneys’ fees and costs, whether from the Attorney Fee Fund or any other source recognized in the agreement or legislation.

## II. Fees and Costs.

### A. *Total Attorneys’ Fees and Costs.*

1. Total attorneys’ fees and costs to be paid by Settling Distributors to Attorneys in each of the relevant Payment Years under this Fee Agreement shall be up to the following amounts, subject to the provisions set forth below, including with respect to the division of the Attorney Fee Fund into its sub funds:

	<b>Attorney Fee Fund</b> <i>(Contingency Fee Fund and Common Benefit Fund)</i>	<b>MDL Expense Fund</b>	<b>Litigating Subdivision Cost Fund</b>
<b>Payment Year 1</b>	\$136,044,378.70	\$40,384,615.39	\$40,000,000
<b>Payment Year 2</b>	\$150,934,911.25		\$40,000,000
<b>Payment Year 3</b>	\$270,825,443.80		\$40,000,000
<b>Payment Year 4</b>	\$183,625,739.68		

<b>Payment Year 5</b>	\$183,625,739.69		
<b>Payment Year 6</b>	\$183,625,739.69		
<b>Payment Year 7</b>	\$183,625,739.69		

2. The sub funds within the Attorney Fee Fund shall include the Common Benefit Fund and the Contingency Fee Fund. The Cost Funds shall include the MDL Expense Fund, and the Litigating Subdivision Cost Fund. The State Counsel Fee Fund and the State Cost Fund shall be separate funds under the control of the Settling States.

3. The Contingency Fee Fund and the Common Benefit Fund shall be administered by a Fee Panel to be appointed by the MDL Court that will be governed by the provisions of this Fee Agreement and shall design the process and procedures for the allocation of fees pursuant to this Fee Agreement and the MDL Court's Order. The Cost Funds shall be administered by the Cost and Expense Fund Administrator to be appointed by the MDL Court who will be governed by the provisions of this Fee Agreement and shall design the process and procedures for the allocation of costs pursuant to this Fee Agreement and the MDL Court's Order.

4. The fees and costs to be paid under this Fee Agreement are available for Attorneys engaged in Qualifying Representations only. Fees and costs to be paid under this Fee Agreement are not available prior to the Effective Date of the Distributor Agreement or if the Distributor Agreement does not proceed past the Settling Distributors' determination in Section VIII.A of the Distributor Agreement. Fees and costs to be paid under this Fee Agreement are not available for representation of Non-Participating Subdivisions or Non-Litigating Subdivisions and are not available for representation of private hospitals, third-party payors, NAS claimants, personal injury/wrongful death claimants, or any entity other than Participating Litigating Subdivisions. In addition, fees and costs under this Fee Agreement are not available for representation of any individual or entity in matters other than those claims against Released Entities, but may include a reasonable share of representations that involve development of facts for pursuit of opioid-related claims against multiple defendants in the pharmacy, manufacturing, and distribution chain.

5. Payments due to the Attorney Fee Fund and the Cost Funds from the Settling Distributors under this Section II will be allocated among the Settling Distributors as follows: McKesson — 38.1%; Amerisource — 31.0%; Cardinal — 30.9%. A Settling Distributor's sole responsibility for payments under this Fee Agreement shall be to make its share of each payment. The obligations of the Settling Distributors in this Fee Agreement are several and not joint. No Settling Distributor shall be responsible for any portion of another Settling Distributor's share.

**B. *Attorney Fee Fund and Sub Funds.***

1. There shall be a split of the Attorney Fee Fund into the Contingency Fee Fund and the Common Benefit Fund. The split shall be 40% to the Contingency Fee Fund and 60% to the Common Benefit Fund.

2. In no event shall Settling Distributors be required to pay more into the Attorney Fee Fund in any Payment Year than the maximum amount specified for that Payment Year in Section II.A.1, which amounts are reflected in Exhibit M to the Distributor Agreement. The amounts allocated to the Contingency Fee Fund and the Common Benefit Fund set by the Fee Panel shall be subject to the reductions and offsets set forth below.

3. Awards of fees from the Contingency Fee Fund shall be available to Attorneys with Qualifying Representations of Participating Litigating Subdivisions eligible to receive an allocation under the Distributor Agreement, as set forth in Exhibit G to the Distributor Agreement, and shall be made applying the Mathematical Model attached as Exhibit A to this Fee Agreement ("*Mathematical Model*"). The collection of the data and calculations for the Mathematical Model has been a cooperative effort among private counsel for a large number of Litigating Subdivisions. The analysis has been spearheaded by Joseph Tann and Andrew Arnold. The Fee Panel is encouraged to continue working with those counsel in application of the Model. The Fee Panel shall oversee the application of the Model and resolve any questions or disputes concerning the eligibility of an Attorney to participate as required in Section II.G. The Panel is empowered to hear disputes concerning and ensure the accuracy of the mathematical calculation.

4. As to awards from the Contingency Fee Fund, there shall be no right of appeal.

5. Any appeal of an award of the Fee Panel from the Common Benefit Fund will be made to the MDL Court and be reviewed under an abuse of discretion standard.

C. *Common Benefit Fund.* (60% of the Attorney Fee Fund.)

1. Funds in the Attorney Fee Fund shall be allocated to the Common Benefit Fund according to the schedule set forth below, subject to the adjustments described in Section II.C.5. The payments are to be made on the following yearly schedule, subject to the adjustments set forth below:

Payment Year 1	\$81,626,627.22
Payment Year 2	\$90,560,946.75
Payment Year 3	\$162,495,266.28
Payment Year 4	\$110,175,443.79
Payment Year 5	\$110,175,443.79
Payment Year 6	\$110,175,443.79
Payment Year 7	\$110,175,443.79
<b>Total:</b>	<b>\$775,384,615.41</b>

2. The Common Benefit Fund shall be available to compensate Attorneys engaged in Qualifying Representations of Participating Litigating Subdivisions who:

- a. have performed work for the common benefit of all subdivisions pursuant to the guidelines established by Judge Polster set forth in MDL 2804 and the Order dated June 19, 2018, under docket number 636, which is included herein by reference; and
- b. satisfy the eligibility criteria set forth in Section II.G.

For purposes of Common Benefit Fund distribution, notwithstanding Section II.A.4 above, Attorneys representing Tribal Nations litigating against the Settling Distributors that have reached a settlement for Released Claims with Settling Distributors and/or Released Entities and meet the eligibility criteria in Section II.G shall be eligible.

3. The Common Benefit Fund shall be overseen by the Fee Panel, which shall determine the allocation of funds to eligible Attorneys consistent with this Fee Agreement and the June 19, 2018 Order.

4. In assessing the benefits that an Attorney has conferred to Participating Subdivisions (including non-Litigating Subdivisions) and/or Tribal Nations for purposes of any compensation decision, the Fee Panel shall give significant weight to the extent to which (i) the Attorney and his or her clients have contributed to increasing (or reducing) the Initial Participation Tier achieved through participation in the Distributor Agreement; (ii) the Attorney and his or her clients have contributed to increasing (or reducing) the amounts achieved under Incentive Payments A-D through participation in the Distributor Agreement; and (iii) the Attorney and his or her clients have contributed to the potential triggering of any suspension, reduction, or offset of Payment amounts under the Distributor Agreement. The Fee Panel may also consider additional fee recoveries the Attorney may potentially obtain, including, but not limited to, from State Back-Stop Agreements, representations of States or Tribal Nations, representations of other clients in opioids-related matters, or through the representation of Subdivision clients, whether they participated in the Distributor Agreement or not. It is the intent of this provision to recognize that the goal of the Distributor Agreement is to provide for maximum participation by the Subdivisions, maximum abatement funding for all Subdivisions nationally, and the maximum peace for Released Entities. Therefore, representing a Non-Participating Subdivision does not further the goal of the Distributor Agreement and should not be considered Common Benefit because it does not increase funds available to Participating Subdivisions' abatement programs. Representing Later Litigating Subdivisions is antithetical to the Distributor Agreement, detracts from Common Benefit, and is addressed by the ethics opinion discussed in Section II.I.4. The Fee Panel shall consider this concept of "*common detriment*" set forth in this Section II.C.4 in all of its decisionmaking with respect to the allocation of the Attorney Fee Fund among Attorneys, as well as, in its discretion, any offsets provided to Settling Distributors as set forth in Section II.C.6. The Fee Panel shall consider the totality of the Attorney's Participating Litigating Subdivisions as compared to the Attorney's Non-Participating Litigating



Subdivisions; the Parties recognize that, although the goal is for 100% participation, Attorneys with a higher number of clients have a higher probability of having one or more Non-Participating Litigating Subdivision client. As used in this Section II.C.4, “*client*” or “*representing*” a Subdivision shall include any Litigating Subdivision as to which the Attorney has a Fee Entitlement.

5. As set forth in Section II.C.6, the Fee Panel must consider the factors described in Section II.C.4 to determine how and whether to reduce the amounts to be paid by Settling Distributors under this Fee Agreement and to determine how to allocate funds among Attorneys. They may also, at their discretion, consider other factors. Any reduction in payment obligation or credit to be given a Settling Distributor in this Fee Agreement shall be applied against Payment Year 7 and working backwards. Any reduction to an Attorney not credited to Settling Distributors shall be allocated to attorneys whose Litigating Subdivision clients participated in the settlement by the Initial Participation Date.

6. The amounts to be provided as a credit or offset to Settling Distributors from the Common Benefit Fund shall depend on the relevant Participation Tier achieved, set forth in Exhibit H of the Distributor Agreement, as follows:

a. At Participation Tier 1 or below, the Common Benefit Fund payments to be paid by Settling Distributors shall be reduced as follows:

(i) With respect to any Attorney seeking payment from the Common Benefit Fund, the Fee Panel shall compare the aggregate allocation that Participating Litigating Subdivisions with which the Attorney has a Fee Entitlement would receive using the negotiating class allocation metrics with the aggregate amount that all Litigating Subdivisions (Participating and Non-Participating) with which the Attorney has a Fee Entitlement would receive using the negotiating class allocation metrics, provided that only Litigating Subdivisions in Settling States shall be considered for this ratio. The Fee Panel will multiply the amount to be paid to that Attorney from the Common Benefit Fund by that ratio, reduce the Attorney’s award by a maximum reduction of 15%, and the dollar amount of such reduction shall be deducted, dollar-for-dollar, from the amount owed by Settling Distributors to the Common Benefit Fund of the Attorney Fee Fund.

(ii) In the event that any Non-Participating Subdivision that is (a) under the jurisdiction of the MDL Court or (b) represented by an Attorney that is obligated to pay into the MDL Common Benefit Fund pursuant to a Participation Agreement, an order of the MDL Court, or any other arrangement settles with or wins a judgment against a Released Entity separate from the Distributor Agreement, and such settlement or judgment results in a common benefit fee assessment or fee payment into the MDL Common Benefit Fund during the time of Settling Distributors’ obligation to pay fees under this Fee Agreement, Settling Distributors’

obligation to pay into the Common Benefit Fund shall be reduced dollar-for-dollar for any amount of such fee assessments or payments (in the aggregate based on all reductions in this Section II.C.6.a.ii that exceed the reductions in Section II.C.6.a.i).

(iii) For the avoidance of doubt, in Tier 1 for each settlement or judgment with the Settling Distributors that results in an assessment or payment to the MDL Common Benefit Fund, that payment shall result in an offset for the Settling Distributors, unless the assessment or payment occurs after the Payment Date for Year 7.

b. At Participation Tier 2, the Common Benefit Fund payments to be made by Settling Distributors shall be reduced only as follows:

(i) Reduction by the Fee Panel. With respect to all Attorneys making an application that seeks payment from the Common Benefit Fund, the Fee Panel shall, following a determination that an Attorney is eligible under Section II.G, apply the criteria specified in Section II.C.4 in determining whether the lack of participation by Subdivisions with which an Attorney has a Fee Entitlement has resulted in a reduction in the Participation Tier achieved, reduction in benefit to Participating Subdivisions as a result of reductions in Incentive Payments A-D, and/or potential triggering of a suspension, reduction or offset under the Distributor Agreement. If the Fee Panel concludes that such a reduction has occurred, it must consider (1) the relative size of the Non-Participating Subdivision, as adjusted by the severity measures reflected in Exhibit H (governing the Participation Tiers) of the Distributor Agreement, and the impact of its non-participation on the Distributor Agreement as a whole (including amounts of Incentive Payments and triggering of suspensions, reductions or offsets); (2) whether and by how much the payment to the Attorney from the Common Benefit Fund should be reduced as a result of the impact of such non-participation on Participating Subdivisions; and (3) whether some or all of said reduction should revert to Settling Distributors due to the reduction in peace obtained from the Distributor Agreement. Consideration of the factors discussed in this Section II.C.6.b.i and Section II.C.4 is mandatory. The decision whether to (and by how much to) reduce payments by Settling Distributors or to reduce the payment to any Attorney based on the factors in Section II.C.4 shall be in the sole discretion of the Fee Panel.

(ii) Offsets.

(1) In the event that any Non-Participating Subdivision that is (a) under the jurisdiction of the MDL Court or (b) represented by an Attorney that is obligated to pay into the MDL Common Benefit Fund pursuant to a Participation Agreement, an order of the MDL Court, or any other arrangement

settles with or wins a judgment against a Released Entity separate from the Distributor Agreement, and such settlement or judgment results in a common benefit fee assessment or fee payment into the MDL Common Benefit Fund during the time of Settling Distributors' obligation to pay Common Benefit Fees under this Fee Agreement, Settling Distributors' obligation to pay into the Common Benefit Fund shall be reduced dollar-for-dollar up to the amount of the fee assessment or payment, except that such amount shall be capped at 7.5% of the amount of the settlement or judgment. Such reduction shall be taken first from Payment Year 7 of Settling Distributors' payments to the Common Benefit Fund of the Attorney Fee Fund up to the full amount of Settling Distributors' payment obligation in Payment Year 7, then from Payment Year 6, and so on.

(2) For the avoidance of doubt, for each settlement or judgment with the Settling Distributors that results in an assessment or payment to the MDL Common Benefit Fund, that payment shall result in an offset for the Settling Distributors, unless the assessment or payment occurs after the Payment Date for Payment Year 7.

c. At Participation Tier 3, the reductions to the Attorney Fee Fund shall be the same as set forth in Section II.C.6.b, except that the cap on each offset shall be 5% of the amount of such settlement or judgment.

d. At Participation Tier 4, there shall be no reductions to the Settling Distributors' obligations to make payment into the Common Benefit Fund, but the principles set forth in Section II.C.4 shall continue to apply.

D. *Contingency Fee Fund.* (40% of the Attorney Fee Fund.)

1. Funds from the Attorney Fee Fund shall be allocated to the Contingency Fee Fund on the following yearly schedule, subject to the adjustments set forth below:

Payment Year 1	\$54,417,751.48
Payment Year 2	\$60,373,964.50
Payment Year 3	\$108,330,177.52
Payment Year 4	\$73,450,295.88
Payment Year 5	\$73,450,295.88
Payment Year 6	\$73,450,295.88
Payment Year 7	\$73,450,295.88
<b>Total:</b>	<b>\$516,923,077.32</b>

2. The Contingency Fee Fund shall be available to compensate Attorneys engaged in Qualifying Representations of Participating Litigating Subdivisions that meet the criteria set forth in Section II.G.

3. The Contingency Fee Fund shall be available to Attorneys who:

a. represent Litigating Subdivisions that are Participating Subdivisions, whether their actions are filed in state or federal court; and

b. meet the eligibility criteria of Section II.G.

c. Participation in the Contingency Fee Fund by counsel that have a case that is not subject to the jurisdiction of the MDL Court shall not create, provide, or waive jurisdiction of the MDL Court over that Litigating Subdivision, that case or Attorneys, other than to oversee the fairness of the distribution process, and enforcement of this Fee Agreement.

4. The amounts owed by Settling Distributors to the Contingency Fee Fund shall depend on the relevant Participation Tier set forth in Exhibit H of the Distributor Agreement as follows:

a. At Participation Tiers 1, 2 and 3, the Contingency Fee Fund payments shall be reduced as follows:

(i) For Non-Settling States, the Contingency Fee Fund payments shall first be reduced by the amounts identified by the Fee Panel, pursuant to Section II.H.6, that would have been owed to counsel for Litigating Subdivisions in Non-Settling States, had those States and those Litigating Subdivisions been Settling States and Participating Subdivisions.

(ii) Following the calculation in Section II.D.4.a.i, the Contingency Fee Fund payments shall be reduced to reflect the non-joinder of Litigating Subdivisions in Settling States by subtracting the amounts identified by the Fee Panel, pursuant to Section II.H.6, that would have been owed to counsel for Non-Participating Litigating Subdivisions in Settling States had such Litigating Subdivisions been Participating Subdivisions.

b. At Participation Tier 4, there shall be no reductions in the Contingency Fee Fund.

c. In the event that the Settling Distributors, prior to the Effective Date of the Distributor Agreement, settle with any Litigating Subdivision and, under such settlement agreement pay attorneys' fees, the Fee Panel shall treat those Litigating Subdivisions as Participating Litigating Subdivisions and, applying the same criteria applicable to all Attorneys for Participating Litigating

Subdivisions, determine what amount they would have been paid from the Contingency Fee Fund if they had become Participating Subdivisions under the Distributor Agreement without such prior settlement. That sum, rather than being paid to the Attorney for the previously settled Litigating Subdivision, shall be credited and/or returned to the Settling Defendants as if determined under Section II.D.4.a.ii above, except that such credit shall not be greater than the amount to the Attorneys paid under the Litigating Subdivision's prior settlement agreement.

E. *Litigating Subdivision Cost Fund.*

1. The Settling Distributors shall pay \$120,000,000 into the Subdivision Cost Fund, according to the schedule set forth below:

Payment Year 1	\$40,000,000
Payment Year 2	\$40,000,000
Payment Year 3	\$40,000,000

2. The Litigating Subdivision Cost Fund shall be available to compensate Attorneys for costs and expenses arising out of representation of Participating Litigating Subdivisions or to compensate Participating Litigating Subdivisions for direct in-house costs for expenditures related to their litigation against the Settling Distributors, including the cost of in-house employees. No funds in the Litigating Subdivision Cost Fund may be used to compensate the costs incurred by Non-Participating Subdivisions or Non-Litigating Subdivisions or costs and expenses arising out of representation of any such Subdivision. In allocating the Litigating Subdivision Cost Fund, the Administrator shall not allocate any funds for costs incurred after July 21, 2021.

3. During the period between July 21, 2021, and the Effective Date, the MDL PEC, as well as Litigating Subdivisions eligible to claim costs from the Litigating Subdivision Cost Fund shall make best efforts to cease litigation activity against Settling Distributors, including by jointly seeking stays or severance of claims against the Settling Distributors, where feasible, or postponements if a motion to stay or sever is not feasible or is denied, so long as such actions are not otherwise detrimental to the Litigating Subdivision.

4. In the event that the Settling Distributors, prior to the Effective Date of the Distributor Agreement, settle with any Litigating Subdivision and, under such settlement agreement pay costs to the Litigating Subdivision or its Attorney, the MDL Cost and Expense Fund Administrator shall treat those Litigating Subdivisions as Participating Litigating Subdivisions and, using the same criteria applicable to all applicants to the Subdivision Cost Fund, determine what amount in costs the Litigating Subdivision or its Attorney would have been paid from the Litigating Subdivision Cost Fund if it had settled under the Distributor Agreement. That sum, rather than being paid to the Attorney or the previously settling Litigating Subdivision, shall be credited and/or returned to the Settling Defendants, except that such sum shall not be greater than the amount paid under the previously settled Litigating Subdivision's settlement agreement.

5. The MDL Court shall appoint a Cost and Expense Fund Administrator, who shall develop a process and criteria, with input from participating counsel, by which to (a) determine the distribution of amounts from the MDL Expense Fund in pursuit of the claims against Settling Distributors; and (b) receive and evaluate applications from Participating Litigating Subdivisions, whether filed in Federal Court or State Court, to seek reimbursement from the Litigating Subdivision Cost Fund for eligible costs under Section II.E.2 in pursuit of the claims against the Settling Distributors. The Cost and Expense Fund Administrator shall require transparency from all applicants as to any other sources for compensating Attorneys for Litigating Subdivisions for costs incurred. The Cost and Expense Fund Administrator shall be compensated from the Fund.

6. In the event that the total amount of reimbursements from the Litigating Subdivision Cost Fund approved as reasonable by the Cost and Expense Administrator is less than the \$120,000,000, any remaining funds shall revert to the Settling Distributors.

F. *MDL Expense Fund.*

1. In Payment Year 1 of the Distributor Agreement, the Settling Distributors shall pay the following amount into the MDL Expense Fund:

MDL Expense Fund	\$40,384,615
------------------	--------------

2. The MDL Expense Fund shall be released following the Effective Date of this Fee Agreement without any delay to reimburse the MDL Counsel for an agreed-to portion of the expenses incurred, as approved by the Cost and Expense Fund Administrator. The MDL Expense Fund will be paid directly to the MDL Cost Account, set up by MDL Order and will be administered under the ongoing jurisdiction of the MDL Court, as provided below. No funds may be used to compensate the costs incurred by Non-Participating Subdivisions or to compensate any Attorney for costs incurred in representing one or more Non-Participating Subdivisions.

3. In allocating the MDL Expense Fund, the Administrator shall not allocate any funds for costs incurred after July 21, 2021, unless the Administrator determines that there are sufficient funds to cover all subdivision costs incurred prior to July 21, 2021 and that special circumstances exist to justify costs incurred following the public announcement of the Distributor Agreement.

G. *Eligibility.*

1. It is the intention of all parties participating in the Fee Panel process that there should be total transparency to the Fee Panel and to all fund participants. In connection with the process to be developed by the Fee Panel, any and all monies in attorney's fees, including referral fees, expenses paid, promises for payment, or any other Fee Entitlement, to any applicant in any opioid litigation shall be disclosed to the Fee Panel as a condition of participating in the Attorney Fee Fund and prior to an award from the Fee Panel. Any payment, expectation of payment or perceived entitlement to participate in a State Back-Stop Agreement or any other agreement reached with a

Settling State or any Subdivision or any other source regarding payment of fees must be disclosed to the Fee Panel. Similarly, any right to payment from any other fund, for example a fund for payment to lawyers representing Settling States or Tribal Nations or Subdivisions shall be disclosed to the Fee Panel. Because it is anticipated that there will be multiple firms listed on contingent fee agreements with Litigating Subdivisions, the Fee Panel shall establish procedures, with input from Attorneys for Participating Litigating Subdivisions, for who should petition for fees from such groups and to whom the fee shall be paid and thereafter distributed to co-counsel in accordance with applicable agreements. For the avoidance of doubt, all Attorneys that are part of such groups must meet the eligibility criteria in Section II.G, must be subject to the criteria set forth in Section II.C.4, and must be disclosed to the Fee Panel.

2. An Attorney may apply for and recover attorneys' fees from the Common Benefit Fund, the Contingency Fee Fund, and the Litigating Subdivision Cost Fund and any fund created by a past or future State Back-Stop Agreement, provided the Attorney satisfies the requirements relevant to each such fund and requirements for disclosure to the Fee Panel.

3. An Attorney may not receive any payment from the Attorney Fee Fund (which includes both the Contingency Fee Fund and the Common Benefit Fund) unless the following eligibility criteria are met and annually certified by the Attorney:

a. The Attorney must expressly waive the enforcement against the Litigating Subdivision client of all Fee Entitlements (other than under State Back-Stop Agreements) arising out of or related to any or all Qualifying Representations of any Participating Litigating Subdivision prior to applying for attorneys' fees from the Attorney Fee Fund or costs from the Cost Funds. All applications for attorneys' fees or costs under this Fee Agreement shall include an affirmation by the Attorney of such waiver and notice to the client(s) of such waiver. Such waiver shall not preclude the Attorney from submitting such Fee Entitlements to the Fee Panel as a factor for consideration in allocating payments from the Attorney Fee Fund or in connection with a State Back-Stop Agreement. For the avoidance of doubt, no Attorney may recover fees under this Fee Agreement unless the Attorney expressly agrees not to enforce Fee Entitlements as to each and every Participating Litigating Subdivision represented by that Attorney, but such Attorneys may participate in and receive funds from a State Back-Stop Agreement.

b. The Attorney must represent that s/he has no present intent to represent or participate in the representation of any Later Litigating Subdivision or any Releasor with respect to Released Claims against Released Entities.

c. The Attorney must represent that s/he has not and will not engage in any advertising or solicitation related to Released Claims against Released Entities where such advertising or solicitation relates to a representation that the Attorney could not undertake consistent with the ethics opinion referenced in Section II.I.4.

d. The Attorney must represent s/he will not charge or accept any referral fees for any Released Claims brought against Released Entities by Later Litigating Subdivisions. For the avoidance of doubt, this representation shall not prohibit Attorneys from receiving allocated shares of any future common benefit assessments arising out of settlements or judgments with Later Litigating Subdivisions represented by other Attorneys that are the result of the MDL Court's Common Benefit order.

e. The Attorney may not have and must represent that s/he does not have a Fee Entitlement related to a Later Litigating Subdivision.

f. The Attorney must certify that s/he has reviewed the ethics opinion referenced in Section II.I.4 and will act in conformity with such opinion.

g. The Attorney must fully disclose the participation, or the anticipation of participation, in any agreement with a Settling State or Participating Subdivision concerning fees arising out of or related to the Distributor Agreement, including any fees paid or anticipated to be paid or any State Back-Stop Agreement.

h. The Attorney must identify for the Fee Panel whether s/he utilized state litigation work product or MDL work product, including but not limited to ARCOS data, document repositories, experts developed in the MDL, and deposition transcripts. The Attorney must identify whether s/he signed the MDL Participation Agreement, and for which case(s) it was signed.

i. Any Attorney who applies for fees from one or both Funds must represent that, having exercised his/her independent judgment, s/he believes the Distributor Agreement to be fair and will make or has made best efforts to recommend the Distributor Agreement to his or her Subdivision clients in Settling States. For the avoidance of doubt, each Attorney is expected to exercise his or her independent judgment in the best interest of each client individually before determining whether to recommend joining the settlement. All applications for attorneys' fees or costs under this Section II shall include an affirmation by the Attorney in compliance with this Section II.G.

4. No Attorney receiving fees under this Fee Agreement may apply for or recover from the Attorney Fee Fund fees arising from representing a Non-Settling State or a Non-Participating Subdivision. All applications for attorneys' fees under this Section II shall include an affirmation by the Attorney of compliance with this Section II.

5. An Attorney who has filed an application under this Section II and received an award of attorneys' fees shall provide a certification of compliance this Fee Agreement annually during the years upon which they are still entitled to receive attorneys' fee payments.



6. If, at any time, the Attorney is unable to make the representations set forth in this Section II.G.3, such representations become untrue, or the Attorney falsely represents compliance with the eligibility criteria, the Attorney shall cease to be eligible to receive funds from the Attorney Fee Fund until further review by the Fee Panel of the Attorney's eligibility under and compliance with this Section II.

7. If an Attorney has a Fee Entitlement from a Later Litigating Subdivision or otherwise becomes unable to reaffirm compliance with the eligibility criteria set forth above, the Attorney shall notify Settling Distributors and the Fee Panel. For the avoidance of doubt, any Attorney who undertakes any new representation of, or has a Fee Entitlement to, a Later Litigating Subdivision shall be prohibited from receiving any future funds from the Attorney Fee Fund. If an Attorney fails to notify Settling Distributors and the Fee Panel of such Fee Entitlement to a Later Litigating Subdivision, the Attorney shall be required to refund amounts previously paid.

8. In the event that an Attorney is deemed ineligible by the Fee Panel (whether based on its initial application or subsequent recertification), the Fee Panel shall provide notice to the Attorney and give the Attorney 30 days to provide additional information such that the Fee Panel could reconsider the Attorney's eligibility.

9. To the extent that an Attorney has a Fee Entitlement with a Participating Subdivision and is authorized to bring Released Claims against Released Entities, but such authorization is, in scope, less broad than the category of Released Claims set forth in the Distributor Agreement, such Attorney may participate fully in both the Contingency Fee Fund and the Common Benefit Fund, without any reduction imposed by the Fee Panel due to the scope of the authorization, so long as the Participating Subdivision fully releases all Released Claims against Released Entities.

10. Attorneys applying to the Attorney Fee Fund knowingly and expressly agree to be bound by the decisions of the Fee Panel, subject to the limited appeal rights set forth in this Fee Agreement, and waive the ability to assert the lack of enforceability of the allocation reached through the arbitration procedures outlined herein.

#### H. *Calculation of Amounts Due.*

1. The Fee Panel shall be solely responsible for determining the amount of fees to be paid to each Attorney and each Participating Subdivision that applies under this Section II. None of the Released Entities shall have any responsibility, obligation, or liability of any kind whatsoever with respect to how attorneys' fees are calculated under this Section II, except that the Fee Panel may receive information from the Settling Distributors (a) as to the identity of Participating, Non-Participating, Litigating, Later Litigating, and Non-Litigating Subdivisions; (b) the impact of non-participation by a Litigating Subdivision as is relevant to the Fee Panel's determination in Section II.C.4; and (c) such other information as Settling Distributors may voluntarily elect to provide.

2. The Fee Panel shall establish procedures for the arbitration process consistent with this Fee Agreement and orders of the MDL Court. Such procedures may

include submission of documentary and/or other evidence, interviews with applicants and/or other counsel (including counsel for Settling Distributors) that the Fee Panel deems appropriate, and/or other means of creating a record upon which fee awards will be based.

3. In making determinations under this Fee Agreement, the Fee Panel must apply the eligibility criteria set forth in Section II.G of this Fee Agreement and the criteria set forth in Section II. In addition, the Fee Panel will give consideration in regard to Common Benefit awards to the *Johnson* factors, as well as the following factors (which factors may be applied and given relative weight in the Fee Panel's discretion):

- a. The Attorney's contemporaneously recorded time and labor dedicated to Qualifying Representations along with the Attorney's financial commitment to such Qualifying Representations. Claimed "*time*" will not be automatically accepted by the Fee Panel but will be critically reviewed and given substantially more weight and consideration if such time was subject to the audit process described in any Pretrial Order(s) governing the collection of common benefit time;
- b. The novelty, time, and complexity of the Qualifying Representations;
- c. The skill requisite to perform legal services properly and undesirability of the case;
- d. The preclusion of other employment by the Attorney due to time dedicated to Qualifying Representations;
- e. The "*common benefit*," if any alleged to have been conferred by the Attorney and whether such common benefit work product by that Attorney was used by others in parallel litigations against Released Entities whether within or outside the MDL, provided that for any Attorney claiming that s/he substantially benefited cases other than those in which s/he entered an appearance as counsel must substantiate such claims by proffering factual support, such as proper supporting affidavits or other documents as determined by the Fee Panel with input from Attorneys for Participating Litigating Subdivisions;
- f. Any "*common detriment*," as set forth in Section II.C.4.
- g. Any contingent fee agreements or other Fee Entitlement with Participating Subdivisions, enforcement of which, except for State Back-Stop Agreements, are waived in conjunction with the application, the nature and extent of any work for those Participating Subdivisions, whether such Participating Subdivisions actively litigated and, if so, the nature and procedural history of such case(s);
- h. The experience, reputation, and ability of the Attorney;

- i. Whether the Attorney's clients brought Released Claims against Released Entities;
- j. The status of discovery in cases primarily handled by the Attorney;
- k. The nature of any work by the Attorney on "*bellwether*" cases or cases that were similarly active in litigation;
- l. Any pressure points successfully asserted by the Attorney in cases against Settling Distributors or any risk for Settling Distributors created by the Attorney in cases against them;
- m. Any risk for defendants created by applicants in cases against the Settling Distributors;
- n. Successful and unsuccessful motion practice in cases worked on by the Attorney;
- o. The date of filing of any cases filed by the Attorney;
- p. Obtaining consolidation of the litigation in the Attorney's jurisdiction;
- q. The number and population of entities represented by the Attorney and the fees that would have been awarded under extinguished contingent fee arrangements;
- r. Whether the Attorney's clients brought claims against the Settling Distributors;
- s. Whether the Attorney has had a leadership role in the litigation, whether in state or federal court;
- t. Whether the Attorney has had a leadership role in any negotiations aimed at resolving the litigation;
- u. Whether the Attorney's cases have survived motions to dismiss;
- v. The extent to which the Attorney contributed to the work product user for the common benefits of opioids litigants, including, without limitation, work on ARCOS data, Prescription Data Monitoring Programs, IQVIA data, depositions, document production and analysis experts, motions, briefs and pleadings, trial preparations, and trials;
- w. The extent to which litigation was done prior to and contributed to completion of settlement negotiations, as distinct from litigation that was done litigating after the announcement of the Distributor Agreement, such latter

litigation both being of less value and potentially resulting a common detriment to the settlement process; and

x. Any other factors that the Fee Panel finds to be appropriate to consider after input from applicants to the Attorney Fee Fund.

4. The Fee Panel shall develop procedures for receiving a single application, which may be updated or amended based on new information (such as participation by additional Litigating Subdivisions) from each Attorney seeking compensation from the Attorney Fee Fund, procedures shall not be inconsistent with this Fee Agreement. Any request for attorneys' fees not included on the single application or through the updating/amendment process designed by the Fee Panel shall be deemed waived. For purposes of transparency and to permit the Fee Panel to conduct its work, the application from each Attorney shall, at a minimum, require each Attorney to:

a. Identify all Litigating Subdivisions for which s/he is seeking payment from the Attorney Fee Fund;

b. Identify all Subdivisions in both Settling and Non-Settling States with respect to which s/he has a Fee Entitlement with respect to Relevant Claims against Released Entities, and identify all co-counsel in such cases;

c. Identify which of those Subdivisions are Participating Subdivisions and which are not;

d. Specify the specific fund or funds within the Attorney Fee Fund from which the Attorney is seeking compensation;

e. Demonstrate his or her eligibility for compensation from the relevant sub funds within the Attorney Fee Fund pursuant to the criteria set forth for the relevant sub fund; and

f. Identify any and all Fee Entitlements from representations of States, Tribal Nations, or other plaintiffs related to Released Claims against Released Entities or in opioids-related matters.

Notwithstanding Sections II.H.4.a-f above, the Panel may consider a supplemental application if the Attorney shows good cause why circumstances exist that will lead to consideration for additional Common Benefit award. Examples would include, but are not limited to, an Attorney having Non-Participating Litigating Subdivision clients that subsequently become Participating Subdivisions, a Bar Date passes that increases participation or the Participation Tier or an Allocation Agreement is reached.

5. With respect to the Common Benefit Fund, the Fee Panel shall (subject to any applicable MDL Court Order):

a. Review the applications of all Attorneys seeking compensation from the Common Benefit Fund, including determining eligibility for each Attorney as set forth in Section II.G.

b. Reduce, on an annual basis, the Distributor's payment obligations, as set forth in Section II.C.6. The Panel shall inform the Settling Distributors and the MDL PEC of all such amounts and adjust the Settling Distributors' payment obligations accordingly.

c. Using criteria set forth in Sections II.C and II.G, allocate amounts from the Common Benefit Fund to eligible Attorneys, including payment amounts for each Payment Year. In making such allocations (regardless of the Participation Tier achieved), the Panel shall apply the principles set forth in Section II.C.4 and shall allocate any reduction in the payments of Settling Distributors specified in Section II.C.6 to the amounts paid to Attorneys with a Fee Entitlement to Litigating Subdivisions that are not Participating Subdivisions.

6. With respect to the Contingency Fee Fund, the Fee Panel shall:

a. Review the applications of all Attorneys seeking compensation from the Litigating Subdivision Fee Fund, including determining eligibility for each Attorney as set forth in Section II.G.

b. Apply the Mathematical Model in Exhibit A.

c. Use such allocations to reduce payments, on an annual basis, the payment obligations of the Settling Distributors to the Attorney Fee Fund as set forth in Section II.D.4, and distributions therefrom, and inform the Settling Distributors and MDL PEC of all such adjustments.

7. To the extent that there is a dispute about the calculations of the Fee Panel related to the amounts that Settling Distributors are required to pay (including application of any reductions or offsets under this Fee Agreement), such disputes shall be presented to the Fee Panel and any disputed funds be paid into/held in escrow. The Fee Panel shall resolve such disputes expeditiously, with either Party having the right to seek review from the MDL Court.

8. For purposes of determination of fee or cost awards, allocations, reductions and possible reversions under this Fee Agreement, unless specified otherwise a Subdivision will be considered a Non-Participating Subdivision if it is not a Participating Subdivision as of the deadline for the application for the fee or cost award at issue (or, if the determination does not involve a specific application, the date on which the record for such determination closes).

9. In the event that the Fee Panel, through the use of the Mathematical Model set forth in Exhibit A, allocates funds from the Contingency Fee Fund for an Attorney based on a Qualifying Representation of a Participating Litigating Subdivision or allocates cost to such Participating Litigating Subdivision and that Subdivision is in a

Settling State in which the Consent Judgment has not been approved, such funds shall be placed into escrow until the Consent Judgment is approved, after which time they shall be released.

I. *Miscellaneous.*

1. The costs associated with the Fee Panel prior to the Effective Date of this Fee Agreement shall be funded by Settling Distributors. The Fee Panel shall charge an hourly rate that has been previously approved by a federal or state court and shall provide a budget and a cap for such work prior to the Effective Date, which shall be approved by Settling Distributors and such approval shall not be unreasonably withheld. Settling Distributors shall receive a refund for any such payment of pre-Effective Date costs from interest that accrues on the monies in the Attorney Fee Fund (including interest that accrues during such time as the Attorney Fee Fund monies are in escrow prior to the Effective Date of the Distributor Agreement), up to the amount of such costs. Post-Effective Date, the cost of the Fee Panel shall be charged against the applicable Fee Fund based on allocation by the Fee Panel and shall not be otherwise funded by Settling Distributors. The costs associated with the Cost and Expense Fund Administrator shall be paid from funds in the MDL Expense Fund and the Litigating Subdivision Cost Fund and shall not be otherwise funded by Settling Distributors.

2. The MDL PEC will seek, and the Attorneys General for Settling States and the Settling Distributors will not oppose, a Common Benefit Fee Order requiring an assessment of 7.5% on the gross recovery (by judgment or settlement) of any Non-Participating Subdivision that is subject to the federal court jurisdiction, represented by a MDL PEC firm, represented by any Attorney receiving fees from the Common Benefit Fund, represented by any Attorney that signed a Participation Agreement or paid in a case otherwise under the jurisdiction of the MDL Court.

3. The MDL PEC shall provide to Settling Distributors information they have that identifies Attorneys who represent Litigating Subdivisions who are not Participating Subdivisions and who have an obligation to pay a common benefit assessment, either due to the MDL Court's orders or to having signed a Participation Agreement.

4. The MDL PEC shall retain ethics counsel of its choice to provide an opinion that addresses the compliance of its ethical obligations, as it relates to the Distributor Agreement. Such opinion shall address the issue of the potential conflict of interest for an Attorney that had represented a Participating Subdivision also representing a Later Litigating Subdivision as defined in the Distributor Agreement. This Section II.I shall be enforceable to the extent permitted by the equivalent to Rules 1.16 and 5.6 of the ABA Model Rules of Professional Conduct in the relevant jurisdictions. The opinion shall be provided to the Settling Distributors as soon as it is completed and, in any event, prior to July 31, 2021 and shall be disseminated to counsel eligible to apply to the Attorney Fee Fund within 30 days of the announcement of the Distributor Agreement. The MDL PEC represents that it will comply with this opinion until the Reference Date and thereafter if the Distributor Agreement proceeds. The cost of such expert work done

prior to the Effective Date of the Distributor Agreement shall be funded by Settling Distributors.

5. Participating Subdivisions agree to instruct their counsel to treat information, work product and expert materials as secret under Rule 1.6 of the ABA Model Rules of Professional Conduct. Accordingly, an Attorney shall not share information or work product with, or experts or materials to, non-participants (other than the Attorney's own current clients or their lawyers, consultants, experts or other representatives or agents). However, nothing herein shall prevent MDL Leadership or PEC Counsel from fulfilling their obligations in any MDL and the MDL Court Order.

### **III. Miscellaneous.**

A. *Termination.* If the Distributor Agreement does not proceed past the Reference Date, whether because the Settling Distributors do not determine to proceed or for any other reason, this Fee Agreement shall be null and void, Settling Distributors shall have no obligation to make any payments under this Fee Agreement, and the Settling Distributors and the MDL PEC shall take such steps as are necessary to restore the status quo ante.

B. *MDL Court Consideration.* This Fee Agreement shall be attached as an exhibit to the Distributor Agreement. This Fee Agreement shall also be submitted jointly by the Settling Distributors and the MDL PEC to the MDL Court for approval pursuant to the motion that shall be attached, prior to the Preliminary Agreement Date of the Distributor Agreement, to this Fee Agreement as Exhibit B.

1. In the event that the MDL Court, through an order, makes any change to the amounts potentially to be paid by Settling Distributors under this Fee Agreement, makes any change to the Fee Panel's consideration of the factors set forth in Section II.C.4, or any other material change to the draft Order attached as part of Exhibit B or the terms of this Fee Agreement, the Settling Distributors and the MDL PEC shall meet and confer concerning such changes.

2. If the Settling Distributors and the MDL PEC are unable to reach agreement and revisions to this Fee Agreement in the event discussed in Section III.B.1, this Fee Agreement shall be null and void, Settling Distributors shall have no obligation to make any payments under this Fee Agreement, and the Settling Distributors and the MDL PEC shall take such steps as are necessary to restore the *status quo ante*.

C. *Amendment.* Once the MDL Court has entered an order implementing this Fee Agreement, this Fee Agreement can only be amended by (1) written agreement of the Settling Distributors and the MDL PEC and (2) approval by the MDL Court.

D. *Jurisdiction and Enforcement.* The MDL Court shall have exclusive and ongoing jurisdiction over the enforcement and implementation of this Fee Agreement as set forth herein. The MDL PEC shall be the Authorized Party to enforce this Fee Agreement, as to the payment obligations of the Settling Distributors as set forth in this Fee Agreement, and as to Attorneys making application to the Funds under this Fee Agreement. Solely for purposes of assessing or

allocating common benefit fees, the MDL Court will continue to have jurisdiction over the work product developed in the MDL Court by and under the direction of the MDL PEC with respect to claims against the Settling Defendants, including data and documents, depositions, expert reports, briefs and pleadings; and the MDL Court's protective orders, management orders, and other decisions regarding such discovery and other work product, including but not limited to, conditions on its use, will continue in full force and effect. Nothing in this Section III.D authorizes the MDL Court to act contrary to this Fee Agreement or to share any of the work product, or provides the MDL Court with jurisdiction over the Distributor Agreement.



## Description of Mathematical Model for the Allocation of the Contingency Fee Funds

### Distributor Settlement Agreement and Janssen Settlement Agreement

This document describes the Mathematical Model for allocation of the Contingency Fee Fund described in Exhibit R (Agreement of Attorney's Fees, Expenses and Costs) to the Distributor Settlement Agreement and the Janssen Settlement Agreement, respectively.<sup>18</sup> Awards of fees from the Contingency Fee Funds shall be available to Attorneys with Qualifying Representations of Participating Litigating Subdivisions eligible to receive an allocation under the corresponding agreements.<sup>19</sup> A Fee Panel shall oversee the application of the Model and resolve any questions or disputes concerning the eligibility of a counsel to participate. The Panel is empowered to hear disputes concerning and ensure the accuracy of the mathematical calculations.

In general terms, allocation of the Contingency Fee Fund shall be made by (1) determining the amount of the Settlement Fund that is attributable to each Litigating Subdivision; (2) making certain adjustments to these amounts based on when the Subdivision filed suit and the terms of the applicable fee contract; and (3) dividing the Contingency Fee Fund proportionately among counsel for each Participating Litigating Subdivision based on the amounts calculated in subpart 2.

Each Settling Defendant is responsible only for its own share of payments.<sup>20</sup> In other words, to collect a fee award from the Contingency Fee Fund against a Settling Defendant, the Participating Litigating Subdivision must have named the Settling Defendant in its lawsuit. The total amount of the Contingency Fee Fund in the Distributor Settlement Agreement is \$516,923,077.<sup>21</sup> Amerisource's share is \$160,246,153.97 (31.0%), Cardinal's share is \$159,729,230.89 (30.9%), and McKesson's share is \$196,947,692.46 (38.1%). The total amount of the Contingency Fee Fund in the Janssen Settlement Agreement is \$123,076,923.<sup>22</sup>

More specifically, allocation of each Settling Defendant's share of the corresponding Contingency Fee Fund shall be made according to the following steps. These steps must be performed separately for each Settlement Agreement, and each Defendant is responsible for paying only its share of the Contingency Fee Fund. These calculations are made only for purpose of determining the percentage share of the Contingency Fee Fund that Attorneys for each Participating Litigating Subdivision should receive, **not** for determining the dollar amount each Subdivision will receive.

---

<sup>18</sup> See Distributor Settlement Agreement, Exhibit R § II.B.3; Janssen Settlement Agreement, Exhibit R § II.B.3.

<sup>19</sup> Distributor Settlement Agreement, Exhibit R § II.B.3; Janssen Settlement Agreement, Exhibit R § II.B.3

<sup>20</sup> Distributor Settlement Agreement, Exhibit R § II.A.5.

<sup>21</sup> Distributor Settlement Agreement, Exhibit R § II.D.1.

<sup>22</sup> Janssen Settlement Agreement, Exhibit R § II.D.1.

- (1) For each Settling State, attribute 50% of the settlement funds for that State to its Subdivisions according to the Subdivision Allocation Percentage in Exhibit G to the Distributor Settlement Agreement or Janssen Settlement Agreement, as appropriate.

Illustrative example for the Distributor Agreement:

- Assume that State A is allocated 1.00000% of the \$18,554,013,691.11 Restitution/Abatement amount [see Exhibit M of the Agreement].
- 50% of the 1% share allocated to State A is \$92,770,068.46.
- Assume that, per Exhibit G of the Agreement, the Subdivision Allocation Percentage for City B in State A is 1.00000000%.
- For purposes of determining its counsel's share of the Contingency Fee Fund, City B is attributed 1.00000000% of \$92,770,068.46, or \$927,700.68.

- (2) Adjust the amounts in paragraph 1 as follows:

- a. *Upward Adjustment for Early Filers.* Increase the amount calculated in paragraph 1 above by 10% for any Litigating Subdivision that named the defendant(s) in a suit before December 5, 2017, the date the National Prescription Opiate Litigation MDL was formed. This adjustment must be done individually for each defendant. If the Litigating Subdivision did not name a Settling Defendant in a suit before January 1, 2021, then fees from the Contingency Fee Fund for that defendant will not be awarded to Attorneys with otherwise Qualifying Representations of that Participating Litigating Subdivision.

Illustrative Example:

- Assume City C is attributed \$1,000,000 under paragraph 1 above.
  - If City C named the defendant(s) before 12/5/2017, the attributed amount would be adjusted to \$1,100,000.
- b. *Determine Amount Due under Contingency Fee Contract.* Determine the amount that would be due to Attorneys with Qualifying Representations of each Participating Litigating Subdivision under the terms of the applicable fee contract if the Participating Litigating Subdivision were to receive the amount calculated in paragraph 2.a. This amount can be referred to as the Contingency Fee Assumption.

Illustrative Example:

Continuing the example given in paragraph 2.a, if Attorneys have a 20% contingency fee contract with City C for the relevant litigation, the amount calculated in this step would be 20% of \$1,100,000, or \$220,000.

In the next step, the Contingency Fee Assumption is used to determine the percentage share of the Contingency Fee Fund due to Attorneys for each Participating Litigating Subdivision.

(3) Divide the Contingency Fee Fund proportionately among Attorneys for each Participating Litigating Subdivision in two ways:

- a. *National Fee Pool Calculation.* Determine each Litigating Subdivision's percentage share of all amounts due under contingency fee contracts nationwide by dividing the Contingency Fee Assumption calculated for each Subdivision in paragraph 2.b by the sum of all Contingency Fee Assumptions. Then multiply that percentage by the Contingency Fee Fund to figure each Subdivision's dollar share of the Contingency Fee Fund (but only for Settling Defendants the Subdivision timely named in a lawsuit).<sup>23</sup>

Illustrative example for Distributor Settlement Agreement:

- $\$220,000$  [from para. 2.b]  $\div$   $\$1,800,000,000$  [total amount owed under contingency fee contracts nationwide] =  $0.012222\%$ <sup>24</sup>
- $0.012222\% \times \$516,923,077.32$  [Contingency Fee Fund] =  $\$63,179.49$

- b. *Separate State Fee Pools Calculation.* Determine each Litigating Subdivision's percentage share of all amounts due under contingency fee contracts statewide by dividing the Contingency Fee Assumption calculated for each Subdivision in paragraph 2.b by the sum of all Contingency Fee Assumptions in the same State. Then multiply that percentage by the portion of the Contingency Fee Fund that corresponds to that State's Overall Allocation Percentage, shown in Exhibit F of the relevant Settlement Agreement, to figure each Subdivision's dollar share of the Contingency Fee Fund (but only for Settling Defendants the Subdivision timely named in a lawsuit).

Illustrative example for Distributor Settlement Agreement:

- $1\% \times \$516,923,077.32 = \$5,169,230.77$  [amount of the Contingency Fee Fund corresponding to State A]

---

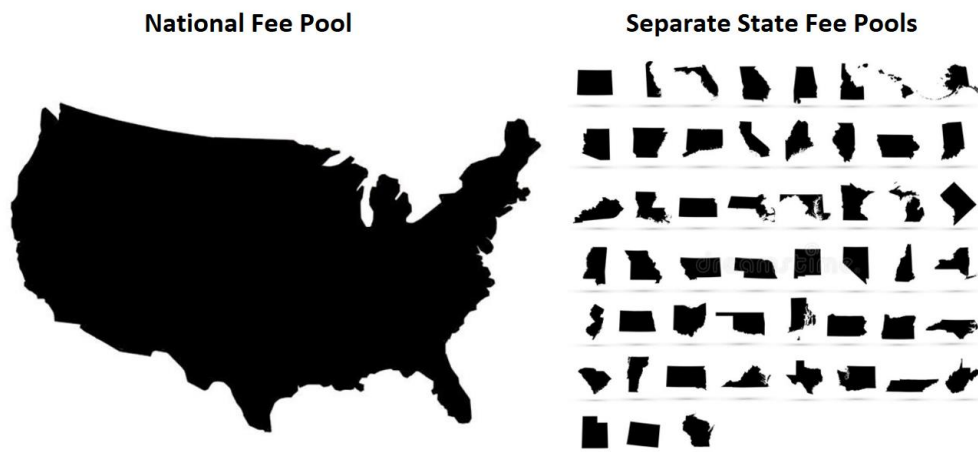
<sup>23</sup> Because a few Litigating Subdivisions named only one or two of the Distributors in a lawsuit before January 1, 2021, each Subdivision's share of the Contingency Fee Fund is slightly different for each distributor. Therefore, under the Distributor Settlement Agreement, the calculations described in this step need to be made separately for each Settling Defendant. It is shown in a single calculation here for ease of illustration only.

<sup>24</sup> In this example, \$1.8 billion is the amount theoretically owed under all contingency fee contracts for litigation against distributors as calculated in paragraph 2.b. This amount is illustrative only; the actual amount will not be known until all litigating subdivisions are identified and the terms of all of their contingency fee contracts are collected.

- Assume a total of \$17,600,000 is owed under contingency fee contracts for State A.
- $\$220,000$  [from para. 2.b]  $\div$   $\$17,600,000 = 1.25\%$
- $1.25\% * \$5,169,230.77 = \$64,615.38$

The award of fees to Attorneys with Qualifying Representations of Participating Litigating Subdivisions will be the average of the final amounts calculated in paragraphs 3.a and 3.b above.<sup>25</sup>

Paragraph 3.a represents allocation based on a proportional share of a National Fee Pool, while paragraph 3.b represents allocation based on a proportional share of the Separate State Fee Pools. In other words, for the National Fee Pool described above in paragraph 3.a, the contingency fee contract rate is compared to all other contingency fee contract rates in the nation. For the Separate State Fee Pools described above in paragraph 3.b, the contingency fee contract terms are compared to the other contingency fee contract terms in that same State. The National Fee Pool and the Separate State Fee Pools are given equal weighting. This is illustrated below.



Using the first methodology, Attorneys for two Subdivisions in different States with the same amount calculated under paragraph 2.b would be assigned the same amount under paragraph 3.a. Using the second methodology, Attorneys for the same two Subdivisions would be assigned different amounts under paragraph 3.b because they are in different States. Specifically, the Subdivision in the State with a smaller proportion of Participating

<sup>25</sup> The model also enforces a maximum fee award of 20% of the amount calculated in 2.b. This rule is designed to prevent windfalls by addressing over-allocation in a small number of states with relatively few Litigating Subdivisions. An estimated 97% of Qualifying Representations are not impacted this rule. The description in this document of the Mathematical Model is by necessity an abstraction; the precise contours of the calculations are defined in the model itself.

Litigating Subdivisions would be allocated more than the Subdivision in the State with a greater proportion of Participating Litigating Subdivisions.

**EXHIBIT S**

**Agreement on the State Outside Counsel Fee Fund**

1. **Creation of a State Outside Counsel Fee Fund.** The Settling Distributors and the Settling States agree to the creation of a state outside counsel fee fund to pay reasonable attorneys' fees of Settling States which have retained outside counsel in connection with litigation against the Settling Distributors (such fund, the "*State Outside Counsel Fee Fund*").
2. **State Outside Counsel Fee Fund Administration.** The State Outside Counsel Fee Fund shall be administered separately from the Common Benefit Fund, the Contingency Fee Fund, the State Cost Fund, and the MDL Expense Fund. A committee of Attorneys General shall oversee the State Outside Counsel Fee Fund (the "*Fee Fund Committee*"). The Fee Fund Committee shall initially consist of the following States: (a) Delaware; (b) Florida; (c) Georgia; (d) Indiana; (e) Michigan; (f) Ohio; and (g) Rhode Island. The Fee Fund Committee shall select a settlement fund administrator, who may or may not be different from the Settlement Fund Administrator (the "*Fee Fund Administrator*") and who shall administer the State Outside Counsel Fee Fund according to the guidelines and directives of the Fee Fund Committee.
3. **State Outside Counsel Fee Eligibility.** To receive any amount from the State Outside Counsel Fee Fund, an outside counsel to a Settling State must have filed and maintained an action in the name of a Settling State or its Attorney General against a Settling Distributor in a state or federal court as of June 1, 2021. No Settling State shall receive funds from both the State Outside Counsel Fee Fund and the Additional Restitution Amount as set forth in Section IX.
4. **State Outside Counsel Fee Fund Amount.** The Settling Distributors shall pay funds into the State Outside Counsel Fee Fund according to the schedule set forth below, subject to any suspensions, offsets, reductions, or adjustments provided for in the Agreement or described below:

Payment Year 1 Payment Date	\$136,044,379
Payment Year 2 Payment Date	\$129,230,769
Payment Year 3 Payment Date	\$17,417,160
5. **State Outside Counsel Fee Fund Availability and Calculation of Amount.**
  - a. The State Outside Counsel Fee Fund shall be available to compensate private outside counsel for Settling State Attorneys General for approved fees arising out of representation of the Settling State pursuant to the schedule developed by the Fee Fund Committee and provided to the Settling Distributors.
  - b. Fees shall be calculated by adding two components: (a) a fixed amount consisting of fifty percent (50%) of the amount allocated to a Settling State pursuant to Exhibit F multiplied by 4.5%; and (b) a proportional percentage of the remaining fee due under that Settling State's contract assuming that fifty

percent (50%) of the Settling State's recovery is allocable to a Settling State (rather than allocable to the Settling State's Participating Subdivisions) so that the fees of all Settling States (minus the fixed amount that would have been allocated to any Non-Settling States had they become Settling States) exhausts the State Outside Counsel Fee Fund. The proportional share percentage will be the same for each Settling State included in the State Outside Counsel Fee Fund. All amounts paid will be less any costs or fees of the Fee Fund Administrator.

6. **Payment by the Fee Fund Administrator.**

- a. If a Settling State's outside counsel agrees that the amount calculated in Paragraph 5 above either satisfies in full or exceeds the amounts owed to all such Settling State's outside counsel, then upon written notice waiving all entitlement to any additional fee, the Fee Fund Administrator shall pay that Settling State's outside counsel the amount that satisfies the Settling State's obligation in full and, in no event more than (i) such obligation or (ii) the amount pursuant to the calculation and any schedule created by the Fee Fund Committee.
- b. If a Settling State's outside counsel does not agree that the amount calculated in Paragraph 5 above either satisfies in full or exceeds the amounts owed by the Settling State, then the Settling State's share shall be placed in an interest-bearing escrow account (less reasonable expenses of the Fee Fund Administrator) and held unless and until the Settling State and its outside counsel agree in a signed writing to a resolution of the amount outstanding or there is a final judgment entered that is no longer appealable.
- c. Upon being provided a signed, written agreement or the final non-appealable judgment, the Fee Fund Administrator shall release monies from the State Outside Counsel Fee Fund in either the amount held by the Fee Fund Administrator, if the amount of the agreement or judgment is equal to or more than the amount held, or the amount indicated in the agreement or in the final judgment, if the amount in the agreement or judgment is less than the amount held.
- d. Nothing herein, including the amounts listed in paragraph 5 above, shall prevent a Settling State from arguing in any proceeding with its outside counsel that (i) its recovery was less than fifty percent (50%) of the recovery in the Settlement Agreement down to and including fifteen percent (15%) of the total recovery; (ii) any payment should be discounted by an appropriate discount rate commensurate to the risk of the Settlement Agreement and the timeline that the Settling State is receiving its payments; (iii) the settlement amount should be lower because the amount a Settling State receives was reduced because such Settling State's outside counsel failed to obtain joinder from a Settling State's Subdivision(s) that the outside counsel also

represented; or (iv) any limitation placed by the Settling Distributors bars payment of a higher fee to outside counsel.

- e. In the event the amount due to the Settling State's outside counsel from an escrow account is less than the total amount of funds escrowed on the account of the Settling State, the balance shall be paid to the Settling State. In no event, other than a State becoming a Non-Settling State, shall funds revert to a Settling Distributor.
- f. Amounts owed by Settling Distributors to the State Outside Counsel Fee Fund shall be reduced and/or credited to Settling Distributors by amounts allocated on the above-mentioned schedule for outside counsel in Non-Settling States.

**7. Reversion or Reduction of Amounts owed to Non-Settling States.** Amounts owed by Settling Distributors to the State Outside Counsel Fee Fund shall be reduced proportionally across payments owed by the Settling Distributors by amounts allocated to the fixed amount on the below schedule for outside counsel in the event that a listed State becomes a Non-Settling State. In the event the Fee Fund Administrator receives part or all of the fixed amount due to a Non-Settling State from a Settling Distributor, the Fee Fund Administrator shall return the amount allocable to that Non-Settling State's fixed amount to the Settling Distributor.

State	Distributor Allocation %	Distributor Payment Amount	State Share	Contract Rate	Full Contract Amount	Fixed Amount
Alabama	1.6419%	\$312,711,699.09	\$156,355,849.55	TIPAC	\$18,201,265.32	<b>\$7,036,013.23</b>
Alaska	0.2585%	\$49,223,759.07	\$23,611,879.53	20%	\$4,922,375.91	<b>\$1,107,534.58</b>
Arkansas	0.9663%	\$184,044,819.65	\$92,022,409.82	TIPAC	\$8,101,120.49	<b>\$4,141,008.44</b>
Delaware	0.49%	\$93,322,747.66	\$46,661,373.83	21%	\$9,798,888.50	<b>\$2,099,761.82</b>
Florida	7.0259%	\$1,338,112,237.57	\$669,056,118.79	TIPAC	\$36,952,805.94	<b>\$30,107,525.35</b>
Georgia	2.7882%	\$531,024,939.66	\$265,512,469.83	8%	\$21,240,997.59	<b>\$11,948,061.14</b>
Hawaii	0.3418%	\$65,103,946.38	\$32,551,973.19	17%	\$5,533,835.44	<b>\$1,464,838.79</b>
Idaho	0.5254%	\$100,070,766.60	\$50,035,383.30	10%	\$5,003,538.33	<b>\$2,251,592.25</b>
Indiana	2.2169%	\$422,215,856.62	\$211,107,928.31	TIPAC	\$14,055,396.42	<b>\$9,499,856.77</b>
Kentucky	2.093%	\$398,614,767.86	\$199,307,383.93	TIPAC	\$12,215,369.20	<b>\$8,968,832.28</b>
Michigan	3.402%	\$647,928,460.07	\$323,964,230.04	12%	\$38,875,707.60	<b>\$14,578,390.35</b>
Mississippi	0.8899%	\$169,482,650.39	\$84,741,325.19	TIPAC	\$7,737,066.26	<b>\$3,813,359.63</b>
Montana	0.3422%	\$65,166,981.56	\$32,583,490.78	20, 18, and 15% by amount	\$5,916,934.37	<b>\$1,466,257.09</b>
Nevada	1.2487%	\$237,815,036.99	\$118,907,518.50	19%	\$22,592,428.52	<b>\$5,350,838.33</b>
New Hampshire	0.6259%	\$119,200,348.62	\$59,600,174.31	27%	16,092,047.06	<b>\$2,682,007.84</b>
New Mexico	0.8557%	\$162,975,902.53	\$81,487,951.27	24%	\$19,557,108.30	<b>\$3,666,957.81</b>
Ohio	4.3567%	\$829,751,250.63	\$414,875,625.32	TIPAC	\$24,243,781.27	<b>\$18,669,403.14</b>
Oklahoma	1.5832%	\$301,519,407.96	\$150,759,703.98	25%	\$37,689,926.00	<b>\$6,784,186.68</b>
Puerto Rico	0.7263%	\$138,330,459.13	\$69,165,229.57	25%	\$17,291,307.39	<b>\$3,112,435.33</b>
Rhode Island	0.4896%	\$93,239,095.60	\$46,619,547.80	17%	\$7,925,323.13	<b>\$2,097,879.65</b>
South Carolina	1.5835%	\$301,577,078.44	\$150,788,539.22	TIPAC	\$21,781,541.57	<b>\$6,785,484.26</b>
South Dakota	0.217%	\$41,327,454.40	\$20,663,727.20	12%	\$2,479,647.26	<b>\$929,867.72</b>



DISTRIBUTORS' 9.18.21  
EXHIBIT UPDATES

Utah	1.1889%	\$226,438,902.67	\$113,219,451.34	TIPAC Modified by K	\$2,714,389.03	<b>\$2,714,389.03</b>
Vermont	0.2844%	\$54,169,670.90	\$27,084,835.45	TIPAC	\$4,958,483.55	<b>\$1,218,817.60</b>
Washington	2.3189%	\$441,644,189.13	\$220,822,094.57	Statute	\$10,900,000	<b>\$9,936,994.26</b>

**EXHIBIT T**

**Agreement on the State Cost Fund Administration**

1. **Creation of a State Cost Fund.** The Settling Distributors and the Settling States agree to the creation of a state cost fund to pay litigation costs and expenses associated with litigation and investigation related to the opioid litigation (such fund, the “*State Cost Fund*”). The State Cost Fund shall be administered separately from the Common Benefit Fund, the Contingency Fee Fund, the State Counsel Fee Fund, and the MDL Expense Fund.
2. **State Cost Fund Amount and to Whom Owed.** On the Payment Date of Payment Year 1, the Settling Distributors shall pay into the State Cost Fund \$56,538,461.00 (the “*State Cost Fund Amount*”). No funds may be released from the State Cost Fund to Non-Settling States.
3. **State Cost Fund Committee.** A committee of Attorneys General or their designated representatives (such committee, the “*State Cost Fund Committee*”) shall oversee the State Cost Fund. The committee shall initially consist of the following States: (a) Delaware; (b) Florida; (c) Georgia; (d) New York; (e) North Carolina; (f) Ohio; (g) Tennessee; and (h) Texas. The Attorneys General may by majority vote add or change the composition of the State Cost Fund Committee, including replacing any above State, if that State is not a Settling State.
4. **State Cost Fund Administrator.** The State Cost Fund Committee shall select an administrator (the “*State Cost Fund Administrator*”). The State Cost Fund Administrator may or may not be different from the Settlement Fund Administrator. The State Cost Fund Administrator shall administer the State Cost Fund and direct payments to Settling States.
5. **State Cost Fund Guidelines.** Monies in the State Cost Fund shall be released without any delay to reimburse Settling States for documented costs incurred or paid in connection with litigation and investigation related to the opioid litigation. In allocating the State Cost Fund, no funds shall be allocated for costs incurred after July 21, 2021. The State Cost Fund Committee shall establish guidelines for the submission and approval of expenses eligible for reimbursement from the State Cost Fund. The State Cost Fund Administrator shall, in accordance with such guidelines, receive from Settling States records sufficient to demonstrate the incurrence and payment of each expense attributable to litigation or investigation related to the opioid litigation, including any outstanding National Association of Attorneys General grant.
6. **State Cost Fund Payment Priorities and Residual.** To the extent the aggregate eligible submissions of costs and expenses from Settling States exceed the State Cost Fund Amount, payments to Settling States shall be paid in the order described in this section until the State Cost Fund is exhausted. If the State Cost Fund is unable to fully pay costs at any of the following levels, then Settling States with costs at that level shall be paid on a proportional basis. All expenses with a lesser priority from the level where the State Cost Fund is exhausted will not be reimbursed from the State Cost Fund. Costs shall be paid in the following order of priority:

(a) the reasonable costs of the State Cost Fund Administrator, if any; (b) repayment of the National Association of Attorneys General grants connected to opioid litigation; (c) costs incurred or paid by outside counsel for a Settling State litigating against the Settling Distributors apart from any fee owed; (d) litigation-related costs attributable to the Settling Distributors incurred or paid by a Settling State litigating against the Settling Distributors; and (e) pre-suit investigation-related costs attributable to the Settling Distributors incurred or paid by either a Settling State outside counsel (not including any amount of fees or any costs which have already been reimbursed pursuant to clause (c), above) or a Settling State investigating the Settling Distributors. If the State Cost Fund has additional monies after payment of the State Cost Fund Administrator's and all Settling States' submitted costs, then the remaining funds will be provided to the National Association of Attorneys General to be placed in the Financial Services Fund for the purpose of funding grants for consumer protection- or healthcare-related enforcement or training activities. In determining what costs are attributable to the Settling Distributors, the State Fund Committee shall develop a guideline that ensures that all Settling States are treated equitably.

**EXHIBIT U**

**ABC IRS Form 1098-F**

0303

☐ VOID

☐ CORRECTED

FILER'S name, street address, city or town, state or province, country, ZIP or foreign postal code, and telephone no. [APPROPRIATE OFFICIAL] [DESIGNATED STATE] [ADDRESS]		1 Total amount required to be paid	OMB No. 1545-2284	<b>Fines, Penalties, and Other Amounts</b>
		2 Restitution/remediation amount <b>\$ 6,379,375,013.53</b> <b>\$ 5,839,378,859.97</b>	Form <b>1098-F</b> (Rev. December 2019) For calendar year 2021	
FILER'S TIN XX-XXXXXXX	PAYER'S TIN 23-3079390	3 Compliance amount	4 Date of order/agreement	<b>Copy A</b> <b>For Internal Revenue Service Center</b> <b>File with Form 1096.</b> For Privacy Act and Paperwork Reduction Act Notice, see the <b>current General Instructions for Certain Information Returns.</b>
PAYER'S name AmerisourceBergen Corporation		5 Jurisdiction	XX/XX/2021	
Street address (including apt. no.) 1 West First Avenue		6 Case number		
City or town, state or province, country, and ZIP or foreign postal code Conshohocken, PA 19428		7 Name or description of matter/suit/agreement		
		8 Code		

Form **1098-F** (Rev. 12-2019)

Cat. No. 71382B

[www.irs.gov/Form1098F](http://www.irs.gov/Form1098F)

Department of the Treasury - Internal Revenue Service

**Do Not Cut or Separate Forms on This Page — Do Not Cut or Separate Forms on This Page**

**EXHIBIT V**

**Cardinal IRS Form 1098-F**

0303 <input type="checkbox"/> VOID <input type="checkbox"/> CORRECTED					
FILER'S name, street address, city or town, state or province, country, ZIP or foreign postal code, and telephone no. [APPROPRIATE OFFICIAL] [DESIGNATED STATE] [ADDRESS]		1 Total amount required to be paid \$ 6,358,796,384.46	OMB No. 1545-2284 Form <b>1098-F</b> (Rev. December 2019) For calendar year 20 <u>21</u>	<b>Fines, Penalties, and Other Amounts</b>	
		2 Restitution/remediation amount \$ 5,820,542,153.63			
FILER'S TIN XX-XXXXXXX	PAYER'S TIN 31-0958666	3 Compliance amount \$	4 Date of order/agreement XX/XX/2021	<b>Copy A</b> <b>For Internal Revenue Service Center</b>  <b>File with Form 1096.</b>  For Privacy Act and Paperwork Reduction Act Notice, see the <b>current General Instructions for Certain Information Returns.</b>	
PAYER'S name Cardinal Health, Inc. and consolidated subsidiaries		5 Jurisdiction U.S. District Court for the Northern District of Ohio and jurisdictions of other cases settled under the Settlement Agreement entered into by the Settling Distributors and Settling States (each as defined in such agreement), dated as of [ ].			
Street address (including apt. no.) 7000 Cardinal Place		6 Case number No. 1:17-MD-2804 and other cases settled under the Settlement Agreement entered into by the Settling Distributors and Settling States (each as defined in such agreement), dated as of [ ].			
City or town, state or province, country, and ZIP or foreign postal code Dublin, Ohio 43017		7 Name or description of matter/suit/agreement National Prescription Opiate Litigation			
		8 Code A, B, I			
Form <b>1098-F</b> (Rev. 12-2019) Cat. No. 71382B		www.irs.gov/Form1098F Department of the Treasury - Internal Revenue Service			
<b>Do Not Cut or Separate Forms on This Page</b>		<b>Do Not Cut or Separate Forms on This Page</b>			

**EXHIBIT W**

**McKesson IRS Form 1098-F**

0303

☐ VOID

☐ CORRECTED

FILER'S name, street address, city or town, state or province, country, ZIP or foreign postal code, and telephone no.  [APPROPRIATE OFFICIAL] [DESIGNATED STATE] [ADDRESS]		1 Total amount required to be paid \$ 7,840,457,678.30	OMB No. 1545-2284 <b>Form 1098-F</b> (Rev. December 2019)	<b>Fines, Penalties, and Other Amounts</b>
		2 Restitution/remediation amount \$ 7,176,784,986.23	For calendar year 20 21	
FILER'S TIN XX-XXXXXXX	PAYER'S TIN XX-XXXXXXX	3 Compliance amount \$	4 Date of order/agreement XX/XX/2021	<b>Copy A For Internal Revenue Service Center</b>  <b>File with Form 1096.</b>  For Privacy Act and Paperwork Reduction Act Notice, see the <b>current General Instructions for Certain Information Returns.</b>
PAYER'S name McKesson Corporation		5 Jurisdiction U.S. District Court for the Northern District of Ohio and jurisdictions of other cases settled under the Settlement Agreement entered into by the Settling Distributors and Settling States (each as defined in such agreement), dated as of [ ].		
Street address (including apt. no.) 6535 N. State Highway 161		6 Case number No. 1:17-MD-2804 and other cases settled under the Settlement Agreement entered into by the Settling Distributors and Settling States (each as defined in such agreement), dated as of [ ].		
City or town, state or province, country, and ZIP or foreign postal code Irving, TX 75039		7 Name or description of matter/suit/agreement National Prescription Opiate Litigation,		
		8 Code A, B, I		

Form **1098-F** (Rev. 12-2019)

Cat. No. 71382B

[www.irs.gov/Form1098F](http://www.irs.gov/Form1098F)

Department of the Treasury - Internal Revenue Service

**Do Not Cut or Separate Forms on This Page — Do Not Cut or Separate Forms on This Page**

**EXHIBIT X**

**Severity Factors**

<b>State</b>	<b>Severity Factor</b>
Alabama	108.5243%
Alaska	107.8614%
American Samoa	102.7639%
Arizona	107.7129%
Arkansas	103.2818%
California	82.8688%
Colorado	95.2263%
Connecticut	121.0971%
Delaware	155.5946%
District of Columbia	88.3270%
Florida	107.9604%
Georgia	86.6675%
Guam	96.8019%
Hawaii	77.1051%
Idaho	93.0570%
Illinois	86.6318%
Indiana	108.6768%
Iowa	78.2056%
Kansas	89.6374%
Kentucky	150.0126%
Louisiana	105.2878%
Maine	132.7534%
Maryland	115.2160%
Massachusetts	110.3001%
Michigan	112.4239%
Minnesota	75.9148%
Mississippi	96.7243%
Missouri	107.8496%
Montana	99.7815%
N. Mariana Islands	100.2421%
Nebraska	71.9045%
Nevada	130.5519%
New Hampshire	144.4997%
New Jersey	102.3701%
New Mexico	128.9295%

DISTRIBUTORS' 9.18.21  
EXHIBIT UPDATES

New York	91.4472%
North Carolina	102.2754%
North Dakota	76.0864%
Ohio	123.0063%
Oklahoma	129.3047%
Oregon	108.9094%
Pennsylvania	118.2821%
Puerto Rico	73.9803%
Rhode Island	143.8802%
South Carolina	99.6801%
South Dakota	76.4482%
Tennessee	129.9078%
Texas	71.6286%
Utah	119.5878%
Vermont	140.2239%
Virgin Islands	100.4396%
Virginia	88.1611%
Washington	100.5007%
Wisconsin	99.6616%
Wyoming	100.9659%



## JANSSEN SETTLEMENT AGREEMENT

This settlement agreement dated as of July 21, 2021 (the “*Agreement*”) sets forth the terms of settlement between and among the Settling States, Participating Subdivisions, and Janssen (as those terms are defined below). Upon satisfaction of the conditions set forth in Sections II and VIII, this Agreement will be binding on the Settling States, Janssen, and Participating Subdivisions. This Agreement will then be filed as part of Consent Judgments in the respective courts of each of the Settling States, pursuant to the terms set forth in Section VIII.

### I. Definitions

Unless otherwise specified, the following definitions apply:

1. “*Abatement Accounts Fund*” means a component of the Settlement Fund described in subsection VI.E.
2. “*Additional Restitution Amount*” means the amount available to Settling States listed in Exhibit N of \$67,307,692.
3. “*Agreement*” means this agreement as set forth above, inclusive of all exhibits.
4. “*Alleged Harms*” means the alleged past, present, and future financial, societal, and related expenditures arising out of the alleged misuse and abuse of opioid products, non-exclusive examples of which are described in the documents listed on Exhibit A, that have allegedly arisen as a result of the physical and bodily injuries sustained by individuals suffering from opioid-related addiction, abuse, death, and other related diseases and disorders, and that have allegedly been caused by Janssen.
5. “*Allocation Statute*” means a state law that governs allocation, distribution, and/or use of some or all of the Settlement Fund amounts allocated to that State and/or its Subdivisions. In addition to modifying the allocation, as set forth in subsection VI.D.2, an Allocation Statute may, without limitation, contain a Statutory Trust, further restrict expenditure of funds, form an advisory committee, establish oversight and reporting requirements, or address other default provisions and other matters related to the funds. An Allocation Statute is not required to address all three (3) types of funds comprising the Settlement Fund or all default provisions.
6. “*Annual Payment*” means the total amount payable to the Settlement Fund by Janssen on the Payment Date each year in 2023 and onward, as calculated by the Settlement Fund Administrator pursuant to Section V. For the avoidance of doubt, this term does not include the Additional Restitution Amount or amounts paid pursuant to Section XI.
7. “*Appropriate Official*” means the official defined in subsection XIII.E.

8. “*Attorney Fee Fund*” means an account consisting of funds allocated to pay attorneys’ fees and costs pursuant to the agreement on attorneys’ fees and costs attached as Exhibit R.
9. “*Bar*” means either (1) a ruling by the highest court of the State or the intermediate court of appeals when not subject to further review by the highest court of the State in a State with a single intermediate court of appeals setting forth the general principle that no Subdivisions or Special Districts in the State may maintain Released Claims against Released Entities, whether on the ground of the Agreement (or the release in it) or otherwise; (2) a law barring Subdivisions and Special Districts in the State from maintaining or asserting Released Claims against Released Entities (either through a direct bar or through a grant of authority to release claims and that authority is exercised in full); or (3) a Settlement Class Resolution in the State with full force and effect. For the avoidance of doubt, a law or ruling that is conditioned or predicated upon payment by a Released Entity (apart from payments by Janssen incurred under the Agreement) shall not constitute a Bar.
10. “*Case-Specific Resolution*” means either (1) a law barring specified Subdivisions or Special Districts from maintaining Released Claims against Released Entities (either through a direct bar or through a grant of authority to release claims and that authority is exercised in full); (2) a ruling by a court of competent jurisdiction over a particular Subdivision or Special District that has the legal effect of barring the Subdivision or Special District from maintaining any Released Claims at issue against Released Entities, whether on the ground of the Agreement (or the release in it) or otherwise; or (3) in the case of a Special District, a release consistent with Section IV below. For the avoidance of doubt, a law, ruling, or release that is conditioned or predicated upon a post-Effective Date payment by a Released Entity (apart from payments by Janssen incurred under the Agreement or injunctive relief obligations incurred by it) shall not constitute a Case-Specific Resolution.
11. “*Claim*” means any past, present or future cause of action, claim for relief, cross-claim or counterclaim, theory of liability, demand, derivative claim, request, assessment, charge, covenant, damage, debt, lien, loss, penalty, judgment, right, obligation, dispute, suit, contract, controversy, agreement, parens patriae claim, promise, performance, warranty, omission, or grievance of any nature whatsoever, whether legal, equitable, statutory, regulatory or administrative, whether arising under federal, state or local common law, statute, regulation, guidance, ordinance or principles of equity, whether filed or unfiled, whether asserted or unasserted, whether known or unknown, whether accrued or unaccrued, whether foreseen, unforeseen or unforeseeable, whether discovered or undiscovered, whether suspected or unsuspected, whether fixed or contingent, and whether existing or hereafter arising, in all such cases, including but not limited to any request for declaratory, injunctive, or equitable relief, compensatory, punitive, or statutory damages, absolute liability, strict liability, restitution, subrogation, contribution, indemnity, apportionment, disgorgement, reimbursement, attorney fees, expert

fees, consultant fees, fines, penalties, expenses, costs or any other legal, equitable, civil, administrative, or regulatory remedy whatsoever.

12. “*Claim Over*” means a Claim asserted by a Non-Released Entity against a Released Entity on the basis of contribution, indemnity, or other claim-over on any theory relating to a Non-Party Covered Conduct Claim asserted by a Releasor.
13. “*Compensatory Restitution Amount*” means the aggregate amount of payments by Janssen hereunder other than amounts paid as attorneys’ fees and costs or identified pursuant to subsection VI.B.2 as being used to pay attorneys’ fees and investigation costs or litigation costs.
14. “*Consent Judgment*” means a state-specific consent judgment in a form to be agreed upon by the Settling States, Participating Subdivisions, and Janssen prior to the Initial Participation Date that, among other things, (1) approves this Agreement and (2) provides for the release set forth in Section IV, including the dismissal with prejudice of any Released Claims that the Settling State has brought against Released Entities.
15. “*Court*” means the respective court for each Settling State to which the Agreement and the Consent Judgment are presented for approval and/or entry as to that Settling State, or the Northern District of Ohio for purposes of administering the Attorney Fee Fund and any related fee and cost agreements.
16. “*Covered Conduct*” means any actual or alleged act, failure to act, negligence, statement, error, omission, breach of any duty, conduct, event, transaction, agreement, misstatement, misleading statement or other activity of any kind whatsoever from the beginning of time through the Reference Date (and any past, present, or future consequence of any such act, failure to act, negligence, statement, error, omission, breach of duty, conduct, event, transaction, agreement, misstatement, misleading statement or other activity) relating in any way to (a) the discovery, development, manufacture, packaging, repackaging, marketing, promotion, advertising, labeling, recall, withdrawal, distribution, delivery, monitoring, reporting, supply, sale, prescribing, dispensing, physical security, warehousing, use or abuse of, or operating procedures relating to any Product, or any system, plan, policy, or advocacy relating to any Product or class of Products, including but not limited to any unbranded promotion, marketing, programs, or campaigns relating to any Product or class of Products; (b) the characteristics, properties, risks, or benefits of any Product; (c) the reporting, disclosure, non-reporting or non-disclosure to federal, state or other regulators of orders for any Product placed with any Released Entity; (d) the selective breeding, harvesting, extracting, purifying, exporting, importing, applying for quota for, procuring quota for, handling, promoting, manufacturing, processing, packaging, supplying, distributing, converting, or selling of, or otherwise engaging in any activity relating to, precursor or component Products, including but not limited to natural, synthetic, semi-synthetic or chemical raw materials, starting materials, finished

active pharmaceutical ingredients, drug substances, or any related intermediate Products; or (e) diversion control programs or suspicious order monitoring related to any Product.

17. “*Designated State*” means New York.
18. “*Effective Date*” means the date sixty (60) days after the Reference Date.
19. “*Enforcement Committee*” means a committee consisting of representatives of the Settling States and of the Participating Subdivisions. Exhibit B contains the organizational bylaws of the Enforcement Committee. Notice pursuant to subsection XIII.O shall be provided when there are changes in membership or contact information.
20. “*Global Settlement Abatement Amount*” means the abatement amount of \$4,534,615,385.
21. “*Global Settlement Amount*” means \$5 billion, which shall be divided into the Global Settlement Abatement Amount, the Additional Restitution Amount, and the Global Settlement Attorney Fee Amount.
22. “*Global Settlement Attorney Fee Amount*” means the attorney fee amount of \$398,076,923.
23. “*Incentive A*” means the incentive payment described in subsection V.E.4.
24. “*Incentive B*” means the incentive payment described in subsection V.E.5.
25. “*Incentive C*” means the incentive payment described in subsection V.E.6.
26. “*Incentive D*” means the incentive payment described in subsection V.E.7.
27. “*Incentive Payment Final Eligibility Date*” means, with respect to a Settling State, the date that is the earliest of (1) three years after the Effective Date; (2) the date of completion of opening statements in a trial of any action brought by a Subdivision in that State that includes a Released Claim against a Released Entity when such date is more than two (2) years after the Effective Date; or (3) two (2) years after the Effective Date in the event a trial of an action brought by a Subdivision in that State that includes a Released Claim against a Released Entity began after the Initial Participation Date but before two (2) years after the Effective Date.
28. “*Initial Participating Subdivision*” means a Subdivision that meets the requirements set forth in subsection VII.D.
29. “*Initial Participation Date*” means the date one hundred twenty (120) days after the Preliminary Agreement Date, unless it is extended by written agreement of Janssen and the Enforcement Committee.

30. “*Initial Year Payment*” means the total amount payable to the Settlement Fund by Janssen on each of the two Payment Dates in 2022, as calculated by the Settlement Fund Administrator pursuant to Section V. For the avoidance of doubt, this term does not include the Additional Restitution Amount or amounts paid pursuant to Section XI.
31. “*Injunctive Relief Terms*” means the terms described in Section III and set forth in Exhibit P.
32. “*Janssen*” means Johnson & Johnson, Janssen Pharmaceuticals, Inc., Ortho-McNeil-Janssen Pharmaceuticals, Inc., and Janssen Pharmaceutica, Inc.
33. “*Later Litigating Special District*” means a Special District (or Special District official asserting the right of or for the Special District to recover for alleged harms to the Special District and/or the people thereof) that is not a Litigating Special District and that files a lawsuit bringing a Released Claim against a Released Entity, or that adds such a claim to a pre-existing lawsuit, after the Preliminary Agreement Date. It may also include a Litigating Special District whose claims were resolved by a judicial Bar or Case-Specific Resolution which is later revoked following the execution date of this Agreement, when such Litigating Special District takes any affirmative step in its lawsuit other than seeking a stay or removal.
34. “*Later Litigating Subdivision*” means a Subdivision (or Subdivision official asserting the right of or for the Subdivision to recover for alleged harms to the Subdivision and/or the people thereof) that is not a Litigating Subdivision and that files a lawsuit bringing a Released Claim against a Released Entity, or that adds such a claim to a pre-existing lawsuit, after the Trigger Date. It may also include a Litigating Subdivision whose claims were resolved by a judicial Bar or Case-Specific Resolution which is later revoked following the execution date of this Agreement, when such Litigating Subdivision takes any affirmative step in its lawsuit other than seeking a stay or removal.
35. “*Later Participating Subdivision*” means a Participating Subdivision that meets the requirements of subsection VII.E but is not an Initial Participating Subdivision.
36. “*Litigating Special District*” means a Special District (or Special District official) that brought any Released Claims against any Released Entities on or before the Preliminary Agreement Date that were not separately resolved prior to that date. A list of Litigating Special Districts will be agreed to by the parties and attached hereto as of the Preliminary Agreement Date.
37. “*Litigating Subdivision*” means a Subdivision (or Subdivision official asserting the right of or for the Subdivision to recover for alleged harms to the Subdivision and/or the people thereof) that brought any Released Claim against any Released Entity prior to the Trigger Date that were not separately resolved prior to that

Trigger Date. A Prior Litigating Subdivision shall not be considered a Litigating Subdivision. Exhibit C is an agreed list of the Litigating Subdivisions. Exhibit C will be updated (including with any corrections) periodically, and a final version of Exhibit C will be attached hereto as of the Reference Date.

- 38. “*National Arbitration Panel*” means the panel described in subsection XII.F.
- 39. “*National Disputes*” means the disputes described in subsection XII.F.
- 40. “*Non-Litigating Special District*” means a Special District that is neither a Litigating Special District nor a Later Litigating Special District.
- 41. “*Non-Litigating Subdivision*” means a Subdivision that is neither a Litigating Subdivision nor a Later Litigating Subdivision.
- 42. “*Non-Participating Subdivision*” means a Subdivision that is not a Participating Subdivision.
- 43. “*Non-Party Covered Conduct Claim*” means a Claim against any Non-Released Entity involving, arising out of, or related to Covered Conduct (or conduct that would be Covered Conduct if engaged in by a Released Entity).
- 44. “*Non-Party Settlement*” means a settlement by any Releasor that settles any Non-Party Covered Conduct Claim and includes a release of any Non-Released Entity.
- 45. “*Non-Released Entity*” means an entity that is not a Released Entity.
- 46. “*Non-Settling State*” means a State that is not a Settling State.
- 47. “*Opioid Remediation*” means care, treatment, and other programs and expenditures (including reimbursement for past such programs or expenditures except where this Agreement restricts the use of funds solely to future Opioid Remediation) designed to (1) address the misuse and abuse of opioid products, (2) treat or mitigate opioid use or related disorders, or (3) mitigate other alleged effects of the opioid abuse crisis, including on those injured as a result of the opioid abuse crisis. Exhibit E provides a non-exhaustive list of expenditures that qualify as being paid for Opioid Remediation. Qualifying expenditures may include reasonable related administrative expenses.
- 48. “*Overall Allocation Percentage*” means a Settling State’s percentage as set forth in Exhibit F. The aggregate Overall Allocation Percentages of all States (including Settling States and Non-Settling States) shall equal 100%.
- 49. “*Participating Special District*” means a Special District that executes a release consistent with Section IV below and meets the requirements for becoming a Participating Special District under Section VII.

50. “*Participating Subdivision*” means a Subdivision that meets the requirements for becoming a Participating Subdivision under Section VII. Participating Subdivisions include both Initial Participating Subdivisions and Later Participating Subdivisions. Subdivisions eligible to become Participating Subdivisions are listed in Exhibit G. A Settling State may add additional Subdivisions to Exhibit G at any time prior to the Initial Participation Date.
51. “*Participation Tier*” means the level of participation in this Agreement as determined pursuant to subsection VIII.C using the criteria set forth in Exhibit H.
52. “*Parties*” means Janssen and the Settling States (each, a “*Party*”).
53. “*Payment Date*” means the date on which Janssen makes its payments pursuant to Section V and Exhibit M.
54. “*Payment Year*” means the calendar year during which the applicable Initial Year Payments or Annual Payments are due pursuant to subsection V.B. Payment Year 1 is 2022, Payment Year 2 is 2023 and so forth. References to payment “for a Payment Year” mean the Initial Year Payments or Annual Payment due during that year. References to eligibility “for a Payment Year” mean eligibility in connection with the Initial Year Payments or Annual Payment due during that year.
55. “*Preliminary Agreement Date*” means the date on which Janssen gives notice to the Settling States and MDL PEC of its determination that a sufficient number of States have agreed to be Settling States. This date shall be no more than fourteen (14) days after the end of the notice period to States, unless it is extended by written agreement of Janssen and the Enforcement Committee.
56. “*Primary Subdivision*” means a Subdivision that has a population of 30,000 or more. A list of Primary Subdivisions in each State is provided in Exhibit I.
57. “*Prior Litigating Subdivision*” means a Subdivision (or Subdivision official asserting the right of or for the Subdivision to recover for alleged harms to the Subdivision and/or the people thereof) that brought any Released Claim against any Released Entity prior to the Trigger Date and all such Released Claims were separately settled or finally adjudicated prior to the Trigger Date; *provided, however,* that if the final adjudication was pursuant to a Bar, such Subdivision shall not be considered a Prior Litigating Subdivision. Notwithstanding the prior sentence, Janssen and the State of the relevant Subdivision may agree in writing that such Subdivision shall not be considered a Prior Litigating Subdivision.
58. “*Product*” means any chemical substance, whether used for medicinal or non-medicinal purposes, and whether natural, synthetic, or semi-synthetic, or any finished pharmaceutical product made from or with such substance, that is an opioid or opiate, as well as any product containing any such substance. It also includes: 1) the following when used in combination with opioids or opiates: benzodiazepine, carisoprodol, zolpidem, or gabapentin; and 2) a combination or

“cocktail” of any stimulant or other chemical substance prescribed, sold, bought, or dispensed to be used together that includes opioids or opiates. For the avoidance of doubt, “Product” does not include benzodiazepine, carisoprodol, zolpidem, or gabapentin when not used in combination with opioids or opiates. “Product” includes but is not limited to any substance consisting of or containing buprenorphine, codeine, fentanyl, hydrocodone, hydromorphone, meperidine, methadone, morphine, naloxone, naltrexone, oxycodone, oxymorphone, tapentadol, tramadol, opium, heroin, carfentanil, any variant of these substances, or any similar substance. “Product” also includes any natural, synthetic, semi-synthetic or chemical raw materials, starting materials, finished active pharmaceutical ingredients, drug substances, and any related intermediate products used or created in the manufacturing process for any of the substances described in the preceding sentence.

59. “*Reference Date*” means the date on which Janssen is to inform the Settling States and MDL PEC of its determination whether there is sufficient resolution of claims and potential claims at the Subdivision level to go forward with the settlement. The Reference Date shall be thirty (30) days after the Initial Participation Date, unless it is extended by written agreement of Janssen and the Enforcement Committee.
60. “*Released Claims*” means any and all Claims that directly or indirectly are based on, arise out of, or in any way relate to or concern the Covered Conduct occurring prior to the Reference Date. Without limiting the foregoing, “Released Claims” include any Claims that have been asserted against the Released Entities by any Settling State or any of its Litigating Subdivisions or Litigating Special Districts in any federal, state or local action or proceeding (whether judicial, arbitral, or administrative) based on, arising out of or relating to, in whole or in part, the Covered Conduct, or any such Claims that could be or could have been asserted now or in the future in those actions or in any comparable action or proceeding brought by a State, any of its Subdivisions or Special Districts, or any Releasors (whether or not such State, Subdivision, Special District, or Releasor has brought such action or proceeding). Released Claims also include all Claims asserted in any proceeding to be dismissed pursuant to the Agreement, whether or not such claims relate to Covered Conduct. The Parties intend that “Released Claims” be interpreted broadly. This Agreement does not release Claims by private individuals. It is the intent of the Parties that Claims by private individuals be treated in accordance with applicable law. Released Claims is also used herein to describe Claims brought by a Later Litigating Subdivision or other non-party Subdivision or Special District that would have been Released Claims if they had been brought by a Releasor against a Released Entity.
61. “*Released Entities*” means Janssen and (1) all of Janssen’s past and present direct or indirect parents, subsidiaries, divisions, predecessors, successors, assigns, including Noramco, Inc. and Tasmanian Alkaloids PTY. LTD.; (2) the past and present direct or indirect subsidiaries, divisions, and joint ventures, of any of the foregoing; (3) all of Janssen’s insurers (solely in their role as insurers with respect



to the Released Claims); (4) all of Janssen's, or of any entity described in subsection (1), past and present joint ventures; and (5) the respective past and present officers, directors, members, shareholders (solely in their capacity as shareholders of the foregoing entities), partners, trustees, agents, and employees of any of the foregoing (for actions that occurred during and related to their work for, or employment with, Janssen). Any person or entity described in subsections (3)-(5) shall be a Released Entity solely in the capacity described in such clause and shall not be a Released Entity with respect to its conduct in any other capacity. For the avoidance of doubt, the entities listed in Exhibit Q are not Released Entities; *and provided further* that any joint venture partner of Janssen or Janssen's subsidiary is not a Released Entity unless it falls within subsections (1)-(5) above. A list of Janssen's present subsidiaries and affiliates can be found at <https://johnsonandjohnson.gcs-web.com/static-files/f61ae5f3-ff03-46c1-bfc9-174947884db2>. Janssen's predecessor entities include but are not limited to those entities listed on Exhibit J. For the avoidance of doubt, any entity acquired, or joint venture entered into, by Janssen after the Reference Date is not a Released Entity.

62. “*Releasors*” means (1) each Settling State; (2) each Participating Subdivision; and (3) without limitation and to the maximum extent of the power of each Settling State's Attorney General and/or Participating Subdivision to release Claims, (a) the Settling State's and Participating Subdivision's departments, agencies, divisions, boards, commissions, Subdivisions, districts, instrumentalities of any kind and attorneys, including its Attorney General, and any person in their official capacity whether elected or appointed to serve any of the foregoing and any agency, person, or other entity claiming by or through any of the foregoing, (b) any public entities, public instrumentalities, public educational institutions, unincorporated districts, fire districts, irrigation districts, water districts, law enforcement districts, emergency services districts, school districts, hospital districts and other Special Districts in a Settling State, and (c) any person or entity acting in a *parens patriae*, sovereign, quasi-sovereign, private attorney general, *qui tam*, taxpayer, or other capacity seeking relief on behalf of or generally applicable to the general public with respect to a Settling State or Subdivision in a Settling State, whether or not any of them participate in the Agreement. The inclusion of a specific reference to a type of entity in this definition shall not be construed as meaning that the entity is not a Subdivision. In addition to being a Releasor as provided herein, a Participating Subdivision shall also provide the Subdivision Settlement Participation Form or the Election and Release Form referenced in Section VII providing for a release to the fullest extent of the Participating Subdivision's authority, which shall be attached as an exhibit to the Agreement. Each Settling State's Attorney General represents that he or she has or has obtained (or will obtain no later than the Initial Participation Date) the authority set forth in the Representation and Warranty subsection of Section IV.
63. “*Revocation Event*” means with respect to a Bar, Settlement Class Resolution, or Case-Specific Resolution, a legislative amendment or a revocation, rescission, reversal, overruling, or interpretation that in any way limits the effect of such Bar,

Settlement Class Resolution, or Case-Specific Resolution on Released Claims or any other action or event that otherwise deprives the Bar, Settlement Class Resolution or Case-Specific Resolution of force or effect in any material respect.

64. “*Settlement Class Resolution*” means a class action resolution in a court of competent jurisdiction in a Settling State with respect to a class of Subdivisions and Special Districts in that State that (1) conforms with that Settling State’s statutes, case law, and/or rules of procedure regarding class actions; (2) is approved and entered as an order of a court of competent jurisdiction in that State and has become final as defined in “State-Specific Finality”; (3) is binding on all Non-Participating Subdivisions and Special Districts in that State (other than opt outs as permitted under the next sentence); (4) provides that all such Non-Participating Subdivisions or Special Districts may not bring Released Claims against Released Entities, whether on the ground of the Agreement (or the releases herein) or otherwise; and (5) does not impose any costs or obligations on Janssen other than those provided for in the Agreement, or contain any provision inconsistent with any provision of the Agreement. If applicable state law requires that opt-out rights be afforded to members of the class, a class action resolution otherwise meeting the foregoing requirements shall qualify as a Settlement Class Resolution unless Subdivisions collectively representing more than 1% of the total population of all of that State’s Subdivisions listed in Exhibit G opt out. In seeking certification of any Settlement Class, the applicable State and Participating Subdivisions shall make clear that certification is sought solely for settlement purposes and shall have no applicability beyond approval of the settlement for which certification is sought. Nothing in this Agreement constitutes an admission by any Party that class certification would be appropriate for litigation purposes in any case.
65. “*Settlement Fund*” means the interest-bearing fund established under the Agreement into which all payments by Janssen are made other than amounts paid as attorneys’ fees and costs or identified pursuant to subsection VI.B.2 as being used to pay attorneys’ fees and costs. The Settlement Fund comprises the Abatement Accounts Fund, State Fund, and Subdivision Fund.
66. “*Settlement Fund Administrator*” means the entity that determines the Annual Payments (including calculating Incentive Payments pursuant to Section V) and any amounts subject to suspension or offset pursuant to Sections V and IX), determines the Participation Tier, and administers and distributes amounts into the Settlement Fund. The duties of the Settlement Fund Administrator shall be governed by this Agreement. Prior to the Initial Participation Date, the Parties shall agree to selection and removal processes for and a detailed description of the Settlement Fund Administrator’s duties, including a detailed mechanism for paying the Settlement Fund Administrator’s fees and costs, all of which shall be appended to the Agreement as Exhibit L.

67. “*Settlement Fund Escrow*” means the interest-bearing escrow fund established pursuant to this Agreement to hold disputed or suspended payments made under this Agreement.
68. “*Settlement Payment Schedule*” means the schedule of payments attached to this Agreement as Exhibit M. A revised Settlement Payment Schedule will be substituted for Exhibit M after any offsets, reductions, or suspensions under Sections V and IX are determined.
69. “*Settling State*” means any State that has entered the Agreement.
70. “*Special District*” means a formal and legally recognized sub-entity of a State that is authorized by State law to provide one or a limited number of designated functions, including but not limited to school districts, fire districts, healthcare & hospital districts, and emergency services districts. Special Districts do not include sub-entities of a State that provide general governance for a defined area that would qualify as a Subdivision.
71. “*State*” means any state of the United States of America, the District of Columbia, American Samoa, Guam, the Northern Mariana Islands, Puerto Rico, and the U.S. Virgin Islands. Additionally, the use of non-capitalized “state” to describe something (e.g., “state court”) shall also be read to include parallel entities in commonwealths, territories, and the District of Columbia (e.g., “territorial court”).
72. “*State Fund*” means a component of the Settlement Fund described in subsection VI.C.
73. “*State-Specific Finality*” means, with respect to the Settling State in question:
- a. the Agreement and the Consent Judgment have been approved and entered by the Court as to Janssen, including the release of all Released Claims against Released Entities as provided in this Agreement;
  - b. for all lawsuits brought by the Settling State against Released Entities for Released Claims, either previously filed or filed as part of the entry of the Consent Judgment, the Court has stated in the Consent Judgment or otherwise entered an order finding that all Released Claims against Released Entities asserted in the lawsuit have been resolved by agreement; and
  - c. (1) the time for appeal or to seek review of or permission to appeal from the approval and entry as described in subsection (a) hereof and entry of such order described in subsection (b) hereof has expired; or (2) in the event of an appeal, the appeal has been dismissed or denied, or the approval and entry described in (a) hereof and the order described in subsection (b) hereof have been affirmed in all material respects (to the extent challenged in the appeal) by the court of last resort to which such appeal has been taken and such dismissal or affirmance has become no

longer subject to further appeal (including, without limitation, review by the United States Supreme Court).

74. “*State-Subdivision Agreement*” means an agreement that a Settling State reaches with the Subdivisions in that State regarding the allocation, distribution, and/or use of funds allocated to that State and to Participating Subdivisions in that State. A State-Subdivision Agreement shall be effective if approved pursuant to the provisions of Exhibit O or if adopted by statute. Preexisting agreements addressing funds other than those allocated pursuant to this Agreement shall qualify if the approval requirements of Exhibit O are met. A State and its Subdivisions may revise, supplement, or refine a State-Subdivision Agreement if approved pursuant to the provisions of Exhibit O or if adopted by statute.
75. “*Statutory Trust*” means a trust fund established by state law to receive funds allocated to a State’s Abatement Accounts Fund and restrict their expenditure to Opioid Remediation purposes subject to reasonable administrative expenses. A State may give a Statutory Trust authority to allocate one or more of the three Settlement Funds, but this is not required.
76. “*Subdivision*” means a formal and legally recognized sub-entity of a State that provides general governance for a defined area, including a county, parish, city, town, village, or similar entity. Unless otherwise specified, “Subdivision” includes all functional counties and parishes and other functional levels of sub-entities of a State that provide general governance for a defined area. Historic, non-functioning sub-entities of a State (such as Connecticut counties) are not Subdivisions, unless the entity has filed a lawsuit that includes a Released Claim against a Released Entity in a direct, parens patriae, or any other capacity. For purposes of this Agreement, the term Subdivision does not include Special Districts. A list of Subdivisions by state will be agreed to prior to any Subdivision sign-on period.
77. “*Subdivision Allocation Percentage*” means for Subdivisions in a Settling State that are eligible to receive an allocation from the Subdivision Fund pursuant to subsection VI.C or subsection VI.D, the percentage as set forth in Exhibit G. The aggregate Subdivision Allocation Percentage of all Subdivisions receiving a Subdivision Allocation Percentage in each State shall equal 100%. Immediately upon the effectiveness of any State-Subdivision Agreement, Allocation Statute, Statutory Trust, or voluntary redistribution allowed by subsection VI.D.3 (or upon the effectiveness of an amendment to any State-Subdivision Agreement, Allocation Statute, Statutory Trust, or voluntary redistribution allowed by subsection VI.D.3) that addresses allocation from the Subdivision Fund, or upon any, whether before or after the Initial Participation Date, Exhibit G will automatically be amended to reflect the allocation from the Subdivision Fund pursuant to the State-Subdivision Agreement, Allocation Statute, Statutory Trust, or voluntary redistribution allowed by Section V.D.3. The Subdivision Allocation Percentages contained in Exhibit G may not change once notice is distributed pursuant to subsection VII.A, except upon the effectiveness of any State-

Subdivision Agreement, Allocation Statute, Statutory Trust, or voluntary redistribution allowed by subsection VI.D.3 (or upon the effectiveness of an amendment to any State-Subdivision Agreement, Allocation Statute, Statutory Trust, or voluntary redistribution allowed by subsection VI.D.3) that addresses allocation from the Subdivision Fund. For the avoidance of doubt, no Subdivision not listed on Exhibit G shall receive an allocation from the Subdivision Fund and no provision of this Agreement shall be interpreted to create such an entitlement.

78. “*Subdivision Fund*” means a component of the Settlement Fund described in subsection VI.C.
79. “*Subdivision Settlement Participation Form*” means the form attached as Exhibit K that Participating Subdivisions must execute and return to the Settlement Fund Administrator, and which shall (1) make such Participating Subdivisions signatories to this Agreement, (2) include a full and complete release of any and of such Subdivision’s claims, and (3) require the prompt dismissal with prejudice of any Released Claims that have been filed by any such Participating Subdivision.
80. “*Threshold Motion*” means a motion to dismiss or equivalent dispositive motion made at the outset of litigation under applicable procedure. A Threshold Motion must include as potential grounds for dismissal, any applicable Bar or the relevant release by a Settling State or Participating Subdivision provided under this Agreement and, where appropriate under applicable law, any applicable limitations defense.
81. “*Trigger Date*” means, in the case of a Primary Subdivision, the Reference Date, or, in the case of all other Subdivisions, the Preliminary Agreement Date.

## **II. Participation by States and Condition to Preliminary Agreement**

- A. *Notice to States.* On July 22, 2021 this Agreement shall be distributed to all States. The States’ Attorneys General shall then have a period of thirty (30) days to decide whether to become Settling States. States that determine to become Settling States shall so notify the National Association of Attorneys General and Janssen and shall further commit to obtaining any necessary additional State releases prior to the Reference Date. This notice period may be extended by written agreement of Janssen and the Enforcement Committee.
- B. *Condition to Preliminary Agreement.* Following the notice period set forth in subsection II.A above, Janssen shall determine on or before the Preliminary Agreement Date whether, in its sole discretion, enough States have agreed to become Settling States to proceed with notice to Subdivisions as set forth in Section VII below. If Janssen determines that this condition has been satisfied, and that notice to the Litigating Subdivisions should proceed, it will so notify the Settling States by providing notice to the Enforcement Committee and Settlement Fund Administrator on the Preliminary Agreement Date. If Janssen determines that this condition has not been satisfied, it will so

notify the Settling States by providing notice to the Enforcement Committee and Settlement Fund Administrator, and this Agreement will have no further effect and all releases and other commitments or obligations contained herein will be void.

- C. *Later Joinder by States.* After the Preliminary Agreement Date, a State may only become a Settling State with the consent of Janssen, in its sole discretion. If a State becomes a Settling State more than sixty (60) days after the Preliminary Agreement Date, but on or before January 1, 2022, the Subdivisions and Special Districts in that State that become Participating Subdivisions and Participating Special Districts within ninety (90) days of the State becoming a Settling State shall be considered Initial Participating Subdivisions or Initial Participating Special Districts. A State may not become a Settling State after January 1, 2022.

### **III. Injunctive Relief**

- A. *Entry of Injunctive Relief.* As part of the Consent Judgment, the Parties agree to the injunctive relief terms attached as Exhibit P.

### **IV. Release**

- A. *Scope.* As of the Effective Date, the Released Entities will be released and forever discharged from all of the Releasors' Released Claims. Each Settling State (for itself and its Releasors) and Participating Subdivision (for itself and its Releasors) will, on or before the Effective Date, absolutely, unconditionally, and irrevocably covenant not to bring, file, or claim, or to cause, assist in bringing, or permit to be brought, filed, or claimed, or to otherwise seek to establish liability for any Released Claims against any Released Entity in any forum whatsoever. The releases provided for in the Agreement are intended by the Parties to be broad and shall be interpreted so as to give the Released Entities the broadest possible bar against any liability relating in any way to Released Claims and extend to the full extent of the power of each Settling State and its Attorney General to release claims. The Release shall be a complete bar to any Released Claim.
- B. *Claim Over and Non-Party Settlement.*

1. *Statement of Intent.* It is the intent of the Parties that:
  - a. Released Entities should not seek contribution or indemnification (other than pursuant to an insurance contract) from other parties for their payment obligations under this Settlement Agreement;
  - b. the payments made under this Settlement Agreement shall be the sole payments made by the Released Entities to the Releasors involving, arising out of, or related to Covered Conduct (or conduct that would be Covered Conduct if engaged in by a Released Entity);
  - c. Claims by Releasors against non-Parties should not result in additional payments by Released Entities, whether through contribution, indemnification or any other means; and

- d. the Settlement meets the requirements of the Uniform Contribution Among Joint Tortfeasors Act and any similar state law or doctrine that reduces or discharges a released party's liability to any other parties.
  - e. The provisions of this subsection IV.B are intended to be implemented consistent with these principles. This Agreement and the releases and dismissals provided for herein are made in good faith.
- 2. *Contribution/Indemnity Prohibited.* No Released Entity shall seek to recover for amounts paid under this Agreement based on indemnification, contribution, or any other theory from a manufacturer, pharmacy, hospital, pharmacy benefit manager, health insurer, third-party vendor, trade association, distributor, or health care practitioner, provided that a Released Entity shall be relieved of this prohibition with respect to any entity that asserts a Claim-Over against it. For the avoidance of doubt, nothing herein shall prohibit a Released Entity from recovering amounts owed pursuant to insurance contracts.
- 3. *Non-Party Settlement.* To the extent that, on or after the Reference Date, any Releasor enters into a Non-Party Settlement, including in any bankruptcy case or through any plan of reorganization (whether individually or as a class of creditors), the Releasor will include (or in the case of a Non-Party Settlement made in connection with a bankruptcy case, will cause the debtor to include), unless prohibited from doing so under applicable law, in the Non-Party Settlement a prohibition on contribution or indemnity of any kind substantially equivalent to that required from Janssen in subsection IV.B.2, or a release from such Non-Released Entity in favor of the Released Entities (in a form equivalent to the releases contained in this Agreement) of any Claim-Over. The obligation to obtain the prohibition and/or release required by this subsection is a material term of this Agreement.
- 4. *Claim-Over.* In the event that any Releasor obtains a judgment with respect to Non-Party Covered Conduct against a Non-Released Entity that does not contain a prohibition like that in subsection IV.B.3, or any Releasor files a Non-Party Covered Conduct Claim against a non-Released Entity in bankruptcy or a Releasor is prevented for any reason from obtaining a prohibition/release in a Non-Party Settlement as provided in subsection IV.B.3, and such Non-Released Entity asserts a Claim-Over against a Released Entity, that Releasor and Janssen shall take the following actions to ensure that the Released Entities do not pay more with respect to Covered Conduct to Releasors or to Non-Released Entities than the amounts owed under this Settlement Agreement by Janssen:
  - a. Janssen shall notify that Releasor of the Claim-Over within sixty (60) days of the assertion of the Claim-Over or sixty (60) days of the Effective Date of this Settlement Agreement, whichever is later;
  - b. Janssen and that Releasor shall meet and confer concerning the means to hold Released Entities harmless and ensure that it is not required to pay

more with respect to Covered Conduct than the amounts owed by Janssen under this Settlement Agreement;

- c. That Releasor and Janssen shall take steps sufficient and permissible under the law of the State of the Releasor to hold Released Entities harmless from the Claim-Over and ensure Released Entities are not required to pay more with respect to Covered Conduct than the amounts owed by Janssen under this Settlement Agreement. Such steps may include, where permissible:
  - (1) Filing of motions to dismiss or such other appropriate motion by Janssen or Released Entities, and supported by Releasors, in response to any claim filed in litigation or arbitration;
  - (2) Reduction of that Releasor's Claim and any judgment it has obtained or may obtain against such Non-Released Entity by whatever amount or percentage is necessary to extinguish such Claim-Over under applicable law, up to the amount that Releasor has obtained, may obtain, or has authority to control from such Non-Released Entity;
  - (3) Placement into escrow of funds paid by the Non-Released Entities such that those funds are available to satisfy the Claim-Over;
  - (4) Return of monies paid by Janssen to that Releasor under this Settlement Agreement to permit satisfaction of a judgment against or settlement with the Non-Released Entity to satisfy the Claim-Over;
  - (5) Payment of monies to Janssen by that Releasor to ensure it is held harmless from such Claim-Over, up to the amount that Releasor has obtained, may obtain, or has authority to control from such Non-Released Entity;
  - (6) Credit to Janssen under this Settlement Agreement to reduce the overall amounts to be paid under the Settlement Agreement such that it is held harmless from the Claim-Over; and
  - (7) Such other actions as that Releasor and Janssen may devise to hold Janssen harmless from the Claim Over.
- d. The actions of that Releasor and Janssen taken pursuant to paragraph (c) must, in combination, ensure Janssen is not required to pay more with respect to Covered Conduct than the amounts owed by Janssen under this Settlement Agreement.
- e. In the event of any dispute over the sufficiency of the actions taken pursuant to paragraph (c), that Releasor and Janssen may seek review by



the National Arbitration Panel, provided that, if the parties agree, such dispute may be heard by the state court where the relevant Consent Judgment was filed. The National Arbitration Panel shall have authority to require Releasors to implement a remedy that includes one or more of the actions specified in paragraph (c) sufficient to hold Released Entities fully harmless. In the event that the panel's actions do not result in Released Entities being held fully harmless, Janssen shall have a claim for breach of this Settlement Agreement by Releasors, with the remedy being payment of sufficient funds to hold Janssen harmless from the Claim-Over. For the avoidance of doubt, the prior sentence does not limit or eliminate any other remedy that Janssen may have.

5. To the extent that the Claim-Over is based on a contractual indemnity, the obligations under subsection IV.B.4 shall extend solely to a Non-Party Covered Conduct Claim against a pharmacy, clinic, hospital or other purchaser or dispenser of Products, a manufacturer that sold Products, a consultant, and/or a pharmacy benefit manager or other third-party payor. Janssen shall notify the Settling States, to the extent permitted by applicable law, in the event that any of these types of Non-Released Entities asserts a Claim-Over arising out of contractual indemnity against it.

- C. *General Release.* In connection with the releases provided for in the Agreement, each Settling State (for itself and its Releasors) and Participating Subdivision expressly waives, releases, and forever discharges any and all provisions, rights, and benefits conferred by any law of any state or territory of the United States or other jurisdiction, or principle of common law, which is similar, comparable, or equivalent to § 1542 of the California Civil Code, which reads:

**General Release; extent.** A general release does not extend to claims that the creditor or releasing party does not know or suspect to exist in his or her favor at the time of executing the release that, if known by him or her, would have materially affected his or her settlement with the debtor or released party.

A Releasor may thereafter discover facts other than or different from those which it knows, believes, or assumes to be true with respect to the Released Claims, but each Settling State (for itself and its Releasors) and Participating Subdivision hereby expressly waives and fully, finally, and forever settles, releases, and discharges, upon the Effective Date, any and all Released Claims that may exist as of such date but which Releasors do not know or suspect to exist, whether through ignorance, oversight, error, negligence or through no fault whatsoever, and which, if known, would materially affect the Settling States' decision to enter into the Agreement or the Participating Subdivisions' decision to participate in the Agreement.

- D. *Res Judicata.* Nothing in the Agreement shall be deemed to reduce the scope of the res judicata or claim preclusive effect that the settlement memorialized in the Agreement,

and/or any Consent Judgment or other judgment entered on the Agreement, gives rise to under applicable law.

- E. *Representation and Warranty.* The signatories hereto on behalf of their respective Settling States and its Participating Subdivisions expressly represent and warrant that they will obtain on or before the Effective Date (or have obtained) the authority to settle and release, to the maximum extent of the State's power, all Released Claims of (1) their respective Settling States; (2) all past and present executive departments, state agencies, divisions, boards, commissions and instrumentalities with the regulatory authority to enforce state and federal controlled substances acts; (3) any of their respective Settling State's past and present executive departments, agencies, divisions, boards, commissions and instrumentalities that have the authority to bring Claims related to Covered Conduct seeking money (including abatement and/or remediation) or revocation of a pharmaceutical distribution license; and (4) any Participating Subdivisions. For the purposes of clause (3) above, executive departments, agencies, divisions, boards, commissions, and instrumentalities are those that are under the executive authority or direct control of the State's Governor. Also, for the purposes of clause (3), a release from a State's Governor is sufficient to demonstrate that the appropriate releases have been obtained.
- F. *Effectiveness.* The releases set forth in the Agreement shall not be impacted in any way by any dispute that exists, has existed, or may later exist between or among the Releasors. Nor shall such releases be impacted in any way by any current or future law, regulation, ordinance, or court or agency order limiting, seizing, or controlling the distribution or use of the Settlement Fund or any portion thereof, or by the enactment of future laws, or by any seizure of the Settlement Fund or any portion thereof.
- G. *Cooperation.* Releasors (i) will not encourage any person or entity to bring or maintain any Released Claim against any Released Entity and (ii) will reasonably cooperate with and not oppose any effort by a Released Entity to secure the prompt dismissal of any and all Released Claims.
- H. *Non-Released Claims.* Notwithstanding the foregoing or anything in the definition of Released Claims, the Agreement does not waive, release or limit any criminal liability, Claims for any outstanding liability under any tax or securities law, Claims against parties who are not Released Entities, Claims by private individuals and any claims arising under the Agreement for enforcement of the Agreement.

## **V. Monetary Relief and Payments**

### **A. Structure of Payments**

- 1. All payments under this Section V shall be made into the Settlement Fund, except that where specified, they shall be made into the Settlement Fund Escrow. The Settlement Fund shall be allocated and used only as specified in Section VI.
- 2. Janssen shall pay into the Settlement Fund the sum of Four Billion, Five Hundred Thirty-Four Million, Six Hundred Fifteen Thousand, Three Hundred Eighty-Five

Dollars (\$4,534,615,385) minus (1) the offsets and credits specified in subsection V.C below, (2) any unearned incentive payments under subsection V.E below, and (3) any adjustments under Section IX below.

3. The payments to the Settlement Fund shall be divided into base and incentive payments as provided in subsections V.D and V.E below.

**B. Payment Process**

1. Except as otherwise provided in this Agreement, Janssen shall make two Initial Year Payments and nine (9) Annual Payments. The Initial Year Payments will consist of base payments. The first Annual Payment shall consist of incentive payments and subsequent Annual Payments shall each consist of base and incentive payments. The amount of all Initial Year Payments and Annual Payments shall be determined by the Settlement Fund Administrator applying Section V and Exhibit M. The Payment Date for the first Initial Year Payment shall be no later than ninety (90) days after the Effective Date. The Payment Date for the second Initial Year Payment shall be no later than July 15, 2022. The Payment Date for the first Annual Payment shall be no later than one year and sixty days following the Effective Date; the Payment Date for the second Annual Payment shall be no later than two years and sixty days following the Effective Date, and so forth, until all Annual Payments are made.
2. All data relevant to the determination of each such payment shall be submitted to the Settlement Fund Administrator sixty (60) days prior to the Payment Date for each payment. Prior to the Initial Participation Date, the Parties will include an exhibit to the Agreement setting forth in detail the process for submitting such data to the Settlement Fund Administrator prior to each Payment Date. The Settlement Fund Administrator shall then determine the Initial Year Payment or Annual Payment and the amount to be paid to each Settling State and its Participating Subdivisions, consistent with the provisions in Exhibit L, by:
  - a. determining, for each Settling State, the amount of base and incentive payments to which the State is entitled by applying the criteria in this Section;
  - b. applying any reductions, suspensions, or offsets required by Sections V and IX; and
  - c. determining the total amount owed by Janssen to all Settling States and Participating Subdivisions.
3. The Settlement Fund Administrator shall then allocate the Initial Year Payment or Annual Payment pursuant to Section VI among the Settling States, among the separate types of funds for each Settling State (if applicable), and among the Participating Subdivisions.

4. As soon as possible, but no later than fifty (50) days prior to the Payment Date for each payment and following the determination described in subsection V.B.2, the Settlement Fund Administrator shall give notice to Janssen, the Settling States, and the Enforcement Committee of the amount of the Initial Year Payment or Annual Payment, the amount to be received by each Settling State, the amount to be received by the separate types of funds for each Settling State (if applicable), and the amount to be received by each Settling State's Participating Subdivisions.
5. Within twenty-one (21) days of the notice provided by the Settlement Fund Administrator, any party may dispute, in writing, the calculation of the Initial Year Payment or Annual Payment, or the amount to be received by a Settling State and/or its Participating Subdivisions. Such disputing party must provide a written notice of dispute to the Settlement Fund Administrator, the Enforcement Committee, any affected Settling State, and Janssen identifying the nature of the dispute, the amount of money that is disputed, and the Settling State(s) affected.
6. Within twenty-one (21) days of the sending of a written notice of dispute, any affected party may submit a response, in writing, to the Settlement Fund Administrator, the Enforcement Committee, any affected Settling State, and Janssen identifying the basis for disagreement with the notice of dispute.
7. If no response is filed, the Settlement Fund Administrator shall adjust the amount calculated consistent with the written notice of dispute, and Janssen shall pay the adjusted amount as the Initial Year Payment or Annual Payment on the Payment Date. If a written response to the written notice of dispute is timely sent to the Settlement Fund Administrator, the Settlement Fund Administrator shall notify Janssen of the preliminary amount to be paid, which shall be the greater of the amount originally calculated by the Settlement Fund Administrator or the amount that would be consistent with the notice of dispute, *provided, however* that in no circumstances shall the preliminary amount to be paid be higher than the maximum amount of base and incentive payments for that payment as set forth in Exhibit M. For the avoidance of doubt, a transfer of suspended payments from the Settlement Fund Escrow does not count toward determining whether the amount to be paid is higher than the maximum amount of base and incentive payments for that payment as set forth in Exhibit M.
8. The Settlement Fund Administrator shall place any disputed amount of the preliminary amount paid by Janssen into the Settlement Fund Escrow and shall disburse any undisputed amount to each Settling State and its Participating Subdivisions receiving direct allocations within fifteen (15) days of the Payment Date or at such later time as directed by each Settling State.
9. Disputes described in this subsection (other than those for which no response is filed under subsection V.B.6) shall be resolved in accordance with the terms of Section XII.

10. The process described in this subsection V.B shall also apply to accelerated payments made pursuant to Incentive A under subsection V.E.4.
11. For the avoidance of doubt, Subdivisions not listed on Exhibit G shall not receive an allocation from the Subdivision Fund.

**C. Offsets for Non-Settling States and Credits**

1. An offset equal to Four Billion, Five Hundred Thirty-Four Million, Six Hundred Fifteen Thousand, Three Hundred Eighty-Five Dollars (\$4,534,615,385) times the percentage allocation assigned to each Non-Settling State in Exhibit F shall be deducted from the total amount to be paid by Janssen to the Settlement Fund under subsection V.A.2 above.
2. In addition to the offset, a credit of Two Hundred and Seventy Million Dollars (\$270,000,000) shall be deducted from the maximum Settlement Fund amount to be paid by Janssen under subsection V.A.2 above and applied to the payment amounts as specified by Exhibit M. For the avoidance of doubt, the base payments and maximum incentive payment amounts shown on Exhibit M already reflect the deduction of the offset.
3. Notwithstanding any other provision of this Agreement or any other agreement, in the event that: (1) Janssen enters into an agreement with any Settling State that resolves with finality such Settling State's Claims consistent with Section IV of this Agreement and such agreement has an effective date prior to the Effective Date of this Agreement (such agreement, a "State-Specific Agreement") and (2) pursuant to the terms of the State-Specific Agreement, any payments, or any portion thereof, made by Janssen thereunder are made in lieu of any payments (for the avoidance of doubt, including the Additional Restitution Amount), or any portion thereof, to be made under this Agreement and Janssen makes such a payment pursuant to the State-Specific Agreement, then Janssen will reduce any payments allocable to such Settling State (whether made to the Settlement Fund Escrow or the Settlement Fund) made pursuant to this Agreement to the extent such amount was already paid pursuant to the terms of the State-Specific Agreement. This provision includes but is not limited to any corresponding amounts already paid to the Qualified Settlement Fund established under the Agreement between Janssen and the State of New York dated June 25, 2021.
4. Non-Settling States shall not be eligible for any payments or have any rights in connection with this Agreement. Accordingly, the stated maximum dollar amounts of the payments specified in Exhibit M are reduced by the aggregate Overall Allocation Percentage of Non-Settling States as set forth in Exhibit F.

**D. Base Payments**

1. Janssen shall make base payments into the Settlement Fund totaling One Billion, Nine Hundred Forty-Two Million, Three Hundred Forty-Six Thousand, One Hundred Fifty-Five Dollars (\$1,942,346,155) minus the offsets and credits

specified in subsection V.C above. The base payments will be paid in accordance with the payment schedule specified by Exhibit M, subject to potential acceleration and potential deductions as provided herein.

2. The base payments will be allocated by Settling State proportionate to each Settling State's assigned percentages in Exhibit F, adjusted for any Non-Settling States.
3. If a State qualifies for Incentive A (described below), Janssen will accelerate the base payment schedule so that the State receives its Payment Year 1-4 base payment allocations and full Payment Year 1-4 Incentive A payment amounts within ninety (90) days of notice, on or after the Effective Date, of the Bar's implementation. Payment Year 5-10 payments are made annually and cannot be accelerated.
4. The exemplar payment schedule in Exhibit M does not account for deductions for offsets or unearned incentives, which will be separately calculated for each payment.

#### **E. Incentive Payments**

1. Janssen shall make incentive payments into the Settlement Fund potentially totaling up to Two Billion, Three Hundred Twenty-Two Million, Two Hundred Sixty-Nine Thousand, Two Hundred Thirty Dollars (\$2,322,269,230), consisting of \$2,109,038,461 for Incentive A (or, alternatively up to \$2,109,038,461 for combined Incentives B and C if Incentive A is not achieved) and \$213,230,769 for Incentive D, prior to being adjusted for credits if every State is a Settling State and were to satisfy the requirements specified below to earn its maximum incentive amount. The incentive payments will be paid in accordance with the payment schedule in Exhibit M, subject to potential acceleration and potential deductions as provided herein.
2. The maximum incentive amount for any Settling State shall be \$2,322,269,230 times the percentage allocation assigned that Settling State in Exhibit F.
3. A Settling State may qualify to receive incentive payments in addition to base payments if, as of the Incentive Payment Final Eligibility Date, it meets the incentive eligibility requirements specified below. Settling States may qualify for incentive payments in four ways. If a Settling State qualifies for "Incentive A," it will become entitled to receive the maximum Incentive A payment allocable to the State as stated in subsection V.E.1. If a Settling State does not qualify for Incentive A, it can alternatively qualify for "Incentive B" and/or "Incentive C." A Settling State can qualify for "Incentive D" regardless of whether it qualifies for another incentive payment. The Incentive Payment Final Eligibility Date is not relevant to Incentive D.

4. *Incentive A: Accelerated Incentive Payment for Full Participation.*
- a. A Settling State shall receive an accelerated Incentive A payment allocable to the State for full participation as described in subsection V.E.4.b.
  - b. A State qualifies for Incentive A by: (1) complete participation in the form of releases consistent with Section IV above from all Litigating Subdivisions and Litigating Special Districts, Non-Litigating Subdivisions with population over 10,000, and Non-Litigating Covered Special Districts (as defined in subsection V.E.7.e); (2) a Bar; or (3) a combination of approaches in clauses (1)-(2) that achieves the same level of resolution of Subdivision and Special District claims (e.g., a law barring future litigation combined with full joinder by Litigating Subdivisions and Litigating Special Districts). For purposes of Incentive A, a Subdivision or Special District is considered a “Litigating Subdivision” or “Litigating Special District” if it has brought Released Claims against Released Entities on or before the Reference Date; all other Subdivisions and Special Districts are considered “Non-Litigating.” For purposes of Incentive A, Non-Litigating Special Districts shall not include a Special District with any of the following words or phrases in its name: mosquito, pest, insect, spray, vector, animal, air quality, air pollution, clean air, coastal water, tuberculosis, and sanitary.
  - c. Qualification for Incentive A entitles the qualifying Settling State to expedited payment of base payments and incentive payments for Payment Years 1-4, which Janssen shall pay into the Settlement Fund within ninety (90) days after receiving notice from the Settlement Fund Administrator that a State has qualified for Incentive A, but in no event less than ninety (90) days from the Effective Date. Base and incentive payments for Payment Years 5-10 will not be expedited.
  - d. If a Settling State qualifies for Incentive A after receiving an incentive payment under Incentives B or C, described below, the Settling State’s payments under Incentive A will equal the remainder of its total Incentive A payments less any payments previously received under Incentives B or C. A Settling State that receives all of its maximum incentive allocation under Incentive A shall not receive additional incentive payments under Incentives B or C.
  - e. A Settling State that is not eligible for Incentive A as of the Incentive Payment Final Eligibility Date shall not be eligible for Incentive A for that Payment Year or any subsequent Payment Years.

5. *Incentive B: Early Participation or Released Claims by Litigating Subdivisions and Litigating Special Districts.*
- a. If a Settling State does not qualify for Incentive A, it may still qualify to receive up to 60% of its total potential Incentive A payment allocation under Incentive B.
  - b. A Settling State can qualify for an Incentive B payment if Litigating Subdivisions and Litigating Special Districts collectively representing at least 75% of the Settling State's litigating population are either Participating Subdivisions or have their claims resolved through Case-Specific Resolutions.
    - (1) A Settling State's litigating population is the sum of the population of all Litigating Subdivisions and Litigating Special Districts. A Settling State's litigating population shall include all Litigating Subdivisions and Litigating Special Districts whose populations overlap in whole or in part with other Litigating Subdivisions and Litigating Special Districts, for instance in the case of a Litigating Special District, city, or township contained within a county.
    - (2) For example, if a Litigating Special District and a city that is a Litigating Subdivision are located within a county that is a Litigating Subdivision, then each of their individual populations would be added together to determine the total litigating population. Special District populations shall be counted in the manner set forth in subsection XIII.B. If each qualifies as a Litigating Subdivision or Litigating Special District and the county has a population of 10, the City has a population of 8, and the Special District has a population of 1, the total litigating population would be 19.
  - c. The following time periods apply to Incentive B payments:
    - (1) Period 1: Zero to two hundred ten (210) days after the Effective Date.
    - (2) Period 2: Two hundred eleven (211) days to one year after the Effective Date.
    - (3) Period 3: One year and one day to two years after the Effective Date.
  - d. Within Period 1: If Litigating Subdivisions and Litigating Special Districts collectively representing at least 75% of a Settling State's litigating population are Participating Subdivisions or have their claims resolved through Case-Specific Resolutions during Period 1, a sliding scale will determine the share of the funds available under Incentive B, with a



maximum of 60% of the Settling State’s total potential incentive payment allocation available. Under that sliding scale, if Litigating Subdivisions and Litigating Special Districts collectively representing 75% of a Settling State’s litigating population become Participating Subdivisions or achieve Case-Specific Resolution status by the end of Period 1, a Settling State will receive 50% of the total amount available to it under Incentive B. If more Litigating Subdivisions and Litigating Special Districts become Participating Subdivisions or achieve Case-Specific Resolution status, the Settling State shall receive an increased percentage of the total amount available to it under Incentive B as shown in the table below.

<b>Participation or Case-Specific Resolution Levels</b> (As percentage of litigating population)	<b>Incentive B Award</b> (As percentage of total amount available to State under Incentive B)
75%	50%
76%	52%
77%	54%
78%	56%
79%	58%
80%	60%
85%	70%
90%	80%
95%	90%
100%	100%

- e. Within Period 2: If a Settling State did not qualify for an Incentive B payment in Period 1, but Litigating Subdivisions and Litigating Special Districts collectively representing at least 75% of the Settling State’s litigating population become Participating Subdivisions or achieve Case-Specific Resolution status by the end of Period 2, then the Settling State qualifies for 75% of the Incentive B payment it would have qualified for in Period 1.
- f. Within Period 3: If a Settling State did not qualify for an Incentive B payment in Periods 1 or 2, but Litigating Subdivisions and Litigating Special Districts collectively representing at least 75% of the Settling State’s litigating population become Participating Subdivisions or achieve Case-Specific Resolution status by the end of Period 3, then the Settling State qualifies for 50% of the Incentive B payment it would have qualified for in Period 1.
- g. A Settling State that receives the Incentive B payment for Periods 1 and/or 2 can receive additional payments if it secures participation from additional Litigating Subdivisions and Litigating Special Districts (or Case-Specific Resolutions of their claims) during Periods 2 and/or 3.

Those additional payments would equal 75% (for additional participation or Case-Specific Resolutions during Period 2) and 50% (for additional participation or Case-Specific Resolutions during Period 3) of the amount by which the increased litigating population levels would have increased the Settling State's Incentive B payment if they had been achieved in Period 1.

- h. If Litigating Subdivisions and Litigating Special Districts that have become Participating Subdivisions or achieved Case-Specific Resolution status collectively represent less than 75% of a Settling State's litigating population by the end of Period 3, the Settling State shall not receive any Incentive B payment.
- i. If there are no Litigating Subdivisions or Litigating Special Districts in a Settling State, and that Settling State is otherwise eligible for Incentive B, that Settling State will receive its full allocable share of Incentive B.
- j. Incentives earned under Incentive B shall accrue after each of Periods 1, 2, and 3. After each period, the Settlement Fund Administrator shall conduct a look-back to assess which Settling States vested an Incentive B payment in the preceding period. Based on the look-back, the Settlement Fund Administrator will calculate the incentives accrued under Incentive B for the period; *provided* that the percentage of Incentive B for which a Settling State is eligible as of the Incentive Payment Final Eligibility Date shall cap its eligibility for that Payment Year and all subsequent Payment Years.

6. *Incentive C: Early Participation of Subdivisions*

- a. If a Settling State does not qualify for Incentive A, it may still qualify to receive up to 40% of its total potential Incentive A payment allocation under Incentive C, which has two parts.
  - (1) Part 1: Under Incentive C, Part 1, a Settling State can receive up to 75% of its Incentive C allocation. A Settling State can qualify for a payment under Incentive C, Part 1 only if Primary Subdivisions (whether Litigating Primary Subdivisions or Non-Litigating Primary Subdivisions as of the Reference Date) representing at least 60% of the Settling State's Primary Subdivision population become Participating Subdivisions or achieve Case-Specific Resolution status.
  - (2) A Settling State's Primary Subdivision population is the sum of the population of all Primary Subdivisions (whether Litigating Primary Subdivisions or Non-Litigating Primary Subdivisions as of the Reference Date). Because Subdivisions include Subdivisions whose populations overlap in whole or in part with other

Subdivisions, for instance in the case of a city or township contained within a county, the Settling State's Primary Subdivision population is greater than Settling State's total population. (Special Districts are not relevant for purposes of Incentive C calculations.)

- (3) A sliding scale will determine the share of the funds available under Incentive C, Part 1 to Settling States meeting the minimum 60% threshold. Under that sliding scale, if a Settling State secures participation or Case-Specific Resolutions from Primary Subdivisions representing 60% of its total Primary Subdivision population, it will receive 40% of the total amount potentially available to it under Incentive C, Part 1. If a Settling State secures participation or Case-Specific Resolutions from Primary Subdivisions representing more than 60% of its Primary Subdivision population, the Settling State shall be entitled to receive a higher percentage of the total amount potentially available to it under Incentive C, Part 1, on the scale shown in the table below. If there are no Primary Subdivisions, and that Settling State is otherwise eligible for Incentive C, that Settling State will receive its full allocable share of Incentive C, Part 1.

<b>Participation or Case-Specific Resolution Levels</b> (As percentage of total Primary Subdivision population)	<b>Incentive C Award</b> (As percentage of total amount available to State under Incentive C, Part 1)
60%	40%
70%	45%
80%	50%
85%	55%
90%	60%
91%	65%
92%	70%
93%	80%
94%	90%
95%	100%

- b. Part 2: If a Settling State qualifies to receive an incentive under Incentive C, Part 1, the State can also qualify to receive an additional incentive amount equal to 25% of its total potential Incentive C allocation by securing 100% participation of the ten (10) largest Subdivisions by population in the Settling State. (Special Districts are not relevant for purposes of this calculation.) If a Settling State does not qualify for any amount under Incentive C, Part 1, it cannot qualify for Incentive C, Part 2.
- c. Incentives earned under Incentive C shall accrue on an annual basis up to three years after the Effective Date. At one, two, and three years after the

Effective Date, the Settlement Fund Administrator will conduct a look-back to assess which Subdivisions had agreed to participate or had their claim resolved through a Case-Specific Resolution that year. Based on the look-back, the Settlement Fund Administrator will calculate the incentives accrued under Incentive C for the year; *provided* that the percentage of Incentive C for which a Settling State is eligible as of the Incentive Payment Final Eligibility Date shall cap its eligibility for that Payment Year and all subsequent Payment Years.

7. *Incentive D: Release of Payments if No Qualifying Special District Litigation.*

- a. \$213,230,769 shall be available for potential Incentive D payments according to the terms specified in this subsection V.E.7.
- b. If, within five years of the Reference Date, a Covered Special District files litigation against any Released Entity, Janssen shall, within thirty (30) days of Janssen being served, provide notice of the litigation to the Settling State in which the Covered Special District sits, which shall file a motion to intervene in the litigation and use its best efforts to obtain either dismissal of the litigation in cooperation with Janssen, or a release consistent with Section IV of the Special District's Claims.
- c. A Settling State shall receive its allocation of the Incentive D payment if, within five years after the Effective Date (the "look-back date"), no Covered Special District within the Settling State has filed litigation which has survived a Threshold Motion and remains pending as of the look-back date, unless the dismissal after the litigation survived the Threshold Motion is conditioned or predicated upon payment by a Released Entity (apart from payments by Janssen incurred under the Agreement or injunctive relief obligations incurred by it).
- d. Prior to the look-back date, a Released Entity shall not enter into a settlement with a Covered Special District unless the State in which the Covered Special District sits consents to such a settlement or unreasonably withholds consent of such a settlement.
- e. "Covered Special Districts" are school districts, healthcare/hospital districts, and fire districts, subject to the following population thresholds:
  - (1) For school districts, the K-12 student enrollment must be 25,000 or 0.12% of a State's population, whichever is greater;
  - (2) For fire districts, the district must cover a population of 25,000, or 0.20% of a State's population if a State's population is greater than 18 million. If not easily calculable from state data sources and agreed to between the State and Janssen, a fire district's population is calculated by dividing the population of the county or counties a

fire district serves by the number of fire districts in the county or counties.

- (3) For healthcare/hospital districts, the district must have at least 125 hospital beds in one or more hospitals rendering services in that district.

## **VI. Allocation and Use of Settlement Funds**

- A. *Components of Settlement Fund.* The Settlement Fund shall be comprised of an Abatement Accounts Fund, a State Fund, and a Subdivision Fund for each Settling State. The payments under Section V into the Settlement Fund shall be initially allocated among those three (3) sub-funds and distributed and used as provided below or as provided for by a State-Subdivision Agreement (or other State-specific allocation of funds). Unless otherwise specified herein, payments placed into the Settlement Fund do not revert back to Janssen.
- B. *Use of Settlement Payments.*
  1. It is the intent of the Parties that the payments disbursed from the Settlement Fund to Settling States and Participating Subdivisions listed in Exhibit G be for Opioid Remediation, subject to limited exceptions that must be documented in accordance with subsection VI.B.2. In no event may less than 86.5% of Janssen's maximum amount of payments pursuant to Sections V, X, and XI over the entirety of all Payment Years (but not any single Payment Year) be spent on Opioid Remediation.
  2. While disfavored by the Parties, a Settling State or Participating Subdivision listed on Exhibit G may use monies from the Settlement Fund (that have not been restricted by this Agreement solely to future Opioid Remediation) for purposes that do not qualify as Opioid Remediation. If, at any time, a Settling State or a Participating Subdivision listed on Exhibit G uses any monies from the Settlement Fund for a purpose that does not qualify as Opioid Remediation, such Settling State or Participating Subdivision shall identify such amounts and report to the Settlement Fund Administrator and Janssen how such funds were used, including if used to pay attorneys' fees, investigation costs, litigation costs, or costs related to the operation and enforcement of this Agreement, respectively. It is the intent of the Parties that the reporting under this subsection VI.B.2 shall be available to the public. For the avoidance of doubt, (a) any amounts not identified under this subsection VI.B.2 as used to pay attorneys' fees, investigation costs, or litigation costs shall be included in the "Compensatory Restitution Amount" for purposes of subsection VI.F and (b) Participating Subdivisions not listed on Exhibit G or Participating Special Districts that receive monies from the Settlement Fund indirectly may only use such monies from the Settlement Fund for purposes that qualify as Opioid Remediation.

- C. *Allocation of Settlement Fund.* The allocation of the Settlement Fund allows for different approaches to be taken in different states, such as through a State-Subdivision Agreement. Given the uniqueness of States and their Subdivisions, Settling States and Participating Subdivisions are encouraged to enter into State-Subdivision Agreements in order to direct the allocation of their portion of the Settlement Fund. As set out below, the Settlement Fund Administrator will make an initial allocation to three (3) state-level sub-funds. The Settlement Fund Administrator will then, for each Settling State and its Participating Subdivisions listed on Exhibit G, apply the terms of this Agreement and any relevant State-Subdivision Agreement, Statutory Trust, Allocation Statute, or voluntary redistribution of funds as set out below before disbursing the funds.
1. Base Payments. The Settlement Fund Administrator will allocate base payments under subsection V.D among the Settling States in proportion to their respective Overall Allocation Percentages. Base payments for each Settling State will then be allocated 15% to its State Fund, 70% to its Abatement Accounts Fund, and 15% to its Subdivision Fund. Amounts may be reallocated and will be distributed as provided in subsection VI.D.
  2. Incentive Payments. The Settlement Fund Administrator will treat incentive payments under subsection V.E on a State-specific basis. Incentive payments for which a Settling State is eligible under subsection V.E will be allocated 15% to its State Fund, 70% to its Abatement Accounts Fund, and 15% to its Subdivision Fund. Amounts may be reallocated and will be distributed as provided in subsection VI.D.
  3. Application of Adjustments. If a reduction, offset, or suspension under Section IX applies with respect to a Settling State, the reduction, offset, or suspension shall be applied proportionally to all amounts that would otherwise be apportioned and distributed to the State Fund, the Abatement Accounts Fund, and the Subdivision Fund for that State.
  4. Settlement Fund Administrator. Prior to the Initial Participation Date, Janssen and the Enforcement Committee will agree to a detailed mechanism consistent with the foregoing for the Settlement Fund Administrator to follow in allocating, apportioning, and distributing payments, which shall be appended hereto as Exhibit L.
  5. Settlement Fund Administrator Costs. Any costs and fees associated with or arising out of the duties of the Settlement Fund Administrator as described in Exhibit L with regard to Janssen's payments to the Settlement Fund shall be paid out of interest accrued on the Settlement Fund and from the Settlement Fund should such interest prove insufficient.
- D. *Settlement Fund Reallocation and Distribution.* As set forth below, within a particular Settling State's account, amounts contained in the Settlement Fund sub-funds may be reallocated and distributed per a State-Subdivision Agreement or other means. If the

apportionment of amounts is not addressed and controlled under subsections VI.D.1-2, then the default provisions of subsection VI.D.4 apply. It is not necessary that a State-Subdivision Agreement or other means of allocating funds pursuant to subsections VI.D.1-2 address all of the Settlement Fund sub-funds. For example, a Statutory Trust might only address disbursements from a Settling State's Abatement Accounts Fund.

1. Distribution by State-Subdivision Agreement. If a Settling State has a State-Subdivision Agreement, amounts apportioned to that State's State Fund, Abatement Accounts Fund, and Subdivision Fund under subsection VI.C shall be reallocated and distributed as provided by that agreement. Any State-Subdivision Agreement entered into after the Preliminary Agreement Date shall be applied only if it requires: (1) that all amounts be used for Opioid Remediation, except as allowed by subsection VI.B.2, and (2) that at least 70% of amounts be used solely for future Opioid Remediation (references to "future Opioid Remediation" include amounts paid to satisfy any future demand by another governmental entity to make a required reimbursement in connection with the past care and treatment of a person related to the Alleged Harms). For a State-Subdivision Agreement to be applied to the relevant portion of an Initial Year Payment or an Annual Payment, notice must be provided to Janssen and the Settlement Fund Administrator at least sixty (60) days prior to the Payment Date.
2. Distribution by Allocation Statute. If a Settling State has an Allocation Statute and/or a Statutory Trust that addresses allocation or distribution of amounts apportioned to such State's State Fund, Abatement Accounts Fund, and/or Subdivision Fund and that, to the extent any or all such sub-funds are addressed, requires (1) all amounts to be used for Opioid Remediation, except as allowed by subsection VI.B.2, and (2) at least 70% of all amounts to be used solely for future Opioid Remediation, then, to the extent allocation or distribution is addressed, the amounts apportioned to that State's State Fund, Abatement Accounts Fund, and Subdivision Fund under subsection VI.C shall be allocated and distributed as addressed and provided by the applicable Allocation Statute or Statutory Trust. For the avoidance of doubt, an Allocation Statute or Statutory Trust need not address all three (3) sub-funds that comprise the Settlement Fund, and if the applicable Allocation Statute or Statutory Trust does not address distribution of all or some of these three (3) sub-funds, the applicable Allocation Statute or Statutory Trust does not replace the default provisions in subsection VI.D.4 of any such unaddressed fund. For example, if an Allocation Statute or Statutory Trust that meets the requirements of this subsection VI.D.2 only addresses funds restricted to abatement, then the default provisions in this Agreement concerning allocation among the three (3) sub-funds comprising the Settlement Fund and the distribution of the State Fund and Subdivision Fund for that State would still apply, while the distribution of the applicable State's Abatement Accounts Fund would be governed by the qualifying Allocation Statute or Statutory Trust.
3. Voluntary Redistribution. A Settling State may choose to reallocate all or a portion of its State Fund to its Abatement Accounts Fund. A Participating Subdivision listed on Exhibit G may choose to reallocate all or a portion of its

allocation from the Subdivision Fund to the State's Abatement Accounts Fund or to another Participating Subdivision or Participating Special District. For a voluntary redistribution to be applied to the relevant portion of an Initial Year Payment or an Annual Payment, notice must be provided to the Settling Distributors and the Settlement Fund Administrator at least sixty (60) days prior to the Payment Date.

4. Distribution in the Absence of a State-Subdivision Agreement, Allocation Statute, or Statutory Trust. If subsections VI.D.1-2 do not apply, amounts apportioned to that State's State Fund, Abatement Accounts Fund, and Subdivision Fund under subsection VI.C shall be distributed as follows:
  - a. Amounts apportioned to that State's State Fund shall be distributed to that State.
  - b. Amounts apportioned to that State's Abatement Accounts Fund shall be distributed consistent with subsection VI.E. Each Settling State shall submit to the Settlement Fund Administrator a designation of a lead state agency or other entity to serve as the single point of contact for that Settling State's funding requests from the Abatement Accounts Fund and other communications with the Settlement Fund Administrator. The designation of an individual entity is for administrative purposes only and such designation shall not limit funding to such entity or even require that such entity receive funds from this Agreement. The designated entity shall be the only entity authorized to request funds from the Settlement Fund Administrator to be disbursed from that Settling State's Abatement Accounts Fund. If a Settling State has established a Statutory Trust then that Settling State's single point of contact may direct the Settlement Fund Administrator to release the State's Abatement Accounts Fund to the Statutory Trust.
  - c. Amounts apportioned to that State's Subdivision Fund shall be distributed to Participating Subdivisions in that State listed on Exhibit G per the Subdivision Allocation Percentage listed in Exhibit G. Subsection VII.I shall govern amounts that would otherwise be distributed to Non-Participating Subdivisions listed in Exhibit G.
  - d. Special Districts shall not be allocated funds from the Subdivision Fund, except through a voluntary redistribution allowed by subsection VI.D.3. A Settling State may allocate funds from its State Fund or Abatement Accounts Fund for Special Districts.
5. Restrictions on Distribution. No amounts may be distributed from the Subdivision Fund contrary to Section VII, *i.e.*, no amounts may be distributed directly to Non-Participating Subdivisions or to Later Participating Subdivisions in excess of what is permissible under subsection VII.E. Amounts allocated to the Subdivision Fund that cannot be distributed by virtue of the preceding sentence shall be distributed



into the sub-account in the Abatement Accounts Fund for the Settling State in which the Subdivision is located, unless those payments are redirected elsewhere by a State-Subdivision Agreement described in subsection VI.D.1 or by an Allocation Statute or a Statutory Trust described in subsection VI.D.2.

E. *Provisions Regarding Abatement Accounts Fund.*

1. State-Subdivision Agreement, Allocation Statute, and Statutory Trust Fund Provisions. A State-Subdivision Agreement, Allocation Statute, or Statutory Trust may govern the operation and use of amounts in that State's Abatement Accounts Fund so long as it complies with the requirements of subsection VI.D.1 or VI.D.2 as applicable, and all direct payments to Subdivisions comply with subsections VII.E-H.
2. Absence of a State-Subdivision Agreement, Allocation Statute, or Statutory Trust. In the absence of a State-Subdivision Agreement, Allocation Statute, or Statutory Trust that addresses distribution, the Abatement Accounts Fund will be used solely for future Opioid Remediation and the following shall apply with respect to a Settling State:
  - a. *Regional Remediation.*
    - (1) At least 50% of distributions for remediation from a State's Abatement Accounts Fund shall be annually allocated and tracked to the regional level. A Settling State may allow the Advisory Committee established pursuant to subsection VI.E.2.d to define its regions and assign regional allocations percentages. Otherwise, a Settling State shall (1) define its initial regions, which shall consist of one (1) or more Subdivisions and which shall be designated by the State agency with primary responsibility for substance abuse disorder services employing, to the maximum extent practical, existing regions established in that State for opioid abuse treatment or other public health purposes; and (2) assign initial regional allocation percentages to the regions based on the Subdivision Allocation Percentages in Exhibit G and an assumption that all Subdivisions listed on Exhibit G will become Participating Subdivisions.
    - (2) This minimum regional expenditure percentage is calculated on the Settling State's initial Abatement Accounts Fund allocation and does not include any additional amounts a Settling State has directed to its Abatement Accounts Fund from its State Fund, or any other amounts directed to the fund. A Settling State may dedicate more than 50% of its Abatement Accounts Fund to the regional expenditure and may annually adjust the percentage of its Abatement Accounts Fund dedicated to regional expenditures as long as the percentage remains above the minimum amount.

- (3) The Settling State (1) has the authority to adjust the definition of the regions, and (2) may annually revise the percentages allocated to each region to reflect the number of Subdivisions in each region that are Non-Participating Subdivisions.
- b. *Subdivision Block Grants.* Certain Subdivisions listed on Exhibit G shall be eligible to receive regional allocation funds in the form of a block grant for future Opioid Remediation. A Participating Subdivision listed on Exhibit G eligible for block grants is a county or parish (or in the case of States that do not have counties or parishes that function as political subdivisions, a city) that (1) does not contain a Litigating Subdivision or a Later Litigating Subdivision for which it has the authority to end the litigation through a release, bar, or other action; (2) either (i) has a population of 400,000 or more or (ii) in the case of California has a population of 750,000 or more; and (3) has funded or otherwise managed an established health care or treatment infrastructure (e.g., health department or similar agency). Each Subdivision listed on Exhibit G eligible to receive block grants shall be assigned its own region.
- c. *Small States.* Notwithstanding the provisions of subsection VI.E.2.a, Settling States with populations under four (4) million that do not have existing regions described in subsection VI.E.2.a shall not be required to establish regions. However, such a Settling State that contains one (1) or more Subdivisions listed on Exhibit G eligible for block grants under subsection VI.E.2.b shall be divided regionally so that each block-grant eligible Subdivision listed on Exhibit G is a region and the remainder of the state is a region.
- d. *Advisory Committee.* The Settling State shall designate an Opioid Settlement Remediation Advisory Committee (the “*Advisory Committee*”) to provide input and recommendations regarding remediation spending from that Settling State’s Abatement Accounts Fund. A Settling State may elect to use an existing advisory committee or similar entity (created outside of a State-Subdivision Agreement or Allocation Statute); provided, however, the Advisory Committee or similar entity shall meet the following requirements:
  - (1) Written guidelines that establish the formation and composition of the Advisory Committee, terms of service for members, contingency for removal or resignation of members, a schedule of meetings, and any other administrative details;
  - (2) Composition that includes at least an equal number of local representatives as state representatives;
  - (3) A process for receiving input from Subdivisions and other communities regarding how the opioid crisis is affecting their

communities, their abatement needs, and proposals for abatement strategies and responses; and

- (4) A process by which Advisory Committee recommendations for expenditures for Opioid Remediation will be made to and considered by the appropriate state agencies.

3. Abatement Accounts Fund Reporting. The Settlement Fund Administrator shall track and assist in the report of remediation disbursements as agreed to among the Parties.

F. *Nature of Payment*. Janssen, the Settling States, the Participating Subdivisions, and the Participating Special Districts, acknowledge and agree that notwithstanding anything to the contrary in this Agreement, including, but not limited to, the scope of the Released Claims:

1. Janssen has entered into this Agreement to avoid the delay, expense, inconvenience, and uncertainty of further litigation;
2. The Settling States, the Participating Subdivisions, and the Participating Special Districts sought compensatory restitution (within the meaning of 26 U.S.C. § 162(f)(2)(A)) as damages for the Alleged Harms allegedly suffered by the Settling States and Participating Subdivisions;
3. By executing this Agreement the Settling States, the Participating Subdivisions, and the Participating Special Districts certify that: (a) the Compensatory Restitution Amount is no greater than the amount, in the aggregate, of the Alleged Harms allegedly suffered by the Settling States and Participating Subdivisions; and (b) the portion of the Compensatory Restitution Amount received by each Settling State or Participating Subdivision is no greater than the amount of the Alleged Harms allegedly suffered by such Settling State or Participating Subdivision;
4. The payment of the Compensatory Restitution Amount by Janssen constitutes, and is paid for, compensatory restitution (within the meaning of 26 U.S.C. § 162(f)(2)(A)) for alleged damage or harm (as compensation for alleged damage or harm arising out of alleged bodily injury) allegedly caused by Janssen;
5. The Compensatory Restitution Amount is being paid as compensatory restitution (within the meaning of 26 U.S.C. § 162(f)(2)(A)) in order to restore, in whole or in part, the Settling States and Participating Subdivisions to the same position or condition that they would be in had the Settling States and Participating Subdivisions not suffered the Alleged Harms;
6. For the avoidance of doubt: (a) no portion of the Compensatory Restitution Amount represents reimbursement to any Settling State, Participating Subdivision, Participating Special District, or other person or entity for the costs of any investigation or litigation, (b) the entire Compensatory Restitution Amount

is properly characterized as described in subsection VI.F, and (c) no portion of the Compensatory Restitution Amount constitutes disgorgement or is properly characterized as the payment of statutory or other fines, penalties, punitive damages, other punitive assessments, or attorneys' fees; and

7. New York, on behalf of all Settling States, Participating Subdivisions, and Participating Special Districts (the "Form 1098-F Filer") shall complete and file Form 1098-F with the Internal Revenue Service on or before February 28 (March 31 if filed electronically) of the year following the calendar year in which the order entering this Agreement becomes binding. On the Form 1098-F, the Form 1098-F Filer shall identify the entire Compensatory Restitution Amount received by the Form 1098-F Filer as remediation/restitution. The Form 1098-F Filer shall also, on or before January 31 of the year following the calendar year in which the order entering this Agreement becomes binding, furnish Copy B of such Form 1098-F (or an acceptable substitute statement) to Janssen.

## **VII. Participation by Subdivisions and Special Districts**

- A. *Notice.* No later than fifteen (15) days after the Preliminary Agreement Date, the Settling States, with the cooperation of Janssen, shall send individual written notice of the opportunity to participate in this Agreement and the requirements of participation to all Subdivisions in the Settling States of this Agreement that are (1) Litigating Subdivisions or (2) Non-Litigating Subdivisions listed on Exhibit G as eligible to become Participating Subdivisions. Janssen's share of costs of the written notice to such Subdivisions shall be advanced by Janssen and deducted from its initial settlement payment. Notice shall also be provided simultaneously to counsel of record for Litigating Subdivisions and Non-Litigating Subdivisions listed on Exhibit G as eligible to become Participating Subdivisions. The Settling States, with the cooperation of Janssen, will also provide general notice reasonably calculated to alert Non-Litigating Subdivisions listed on Exhibit G in the Settling States to this Agreement, the opportunity to participate in it and the requirements for participation. Such notice may include publication and other standard forms of notification, as well as notice to national state and county organizations such as the National Association of Counties and the National League of Cities. The notice will include that the deadline for becoming an Initial Participating Subdivision is the Initial Participation Date. Nothing contained herein shall preclude a Settling State from providing further notice to or otherwise contacting any of its Subdivisions about becoming a Participating Subdivision, including beginning any of the activities described in this paragraph prior to the Preliminary Agreement Date.
- B. *Requirements for Becoming a Participating Subdivision: Non-Litigating Subdivisions.* A Non-Litigating Subdivision in a Settling State that is listed on Exhibit G may become a Participating Subdivision by returning an executed Subdivision Settlement Participation Form specifying (1) that the Subdivision agrees to the terms of this Agreement pertaining to Subdivisions, (2) that the Subdivision releases all Released Claims against all Released Entities, (3) that the Subdivision agrees to use monies it receives, if any, from the Settlement Fund pursuant to the applicable requirements of Section VI, and (4) that the Subdivision submits to the jurisdiction of the court where the Consent Judgment is filed

for purposes limited to that court's role under the Agreement. The required Subdivision Settlement Participation Form is attached as Exhibit K.

- C. *Requirements for Becoming a Participating Subdivision: Litigating Subdivisions/Later Litigating Subdivisions.* A Litigating Subdivision or Later Litigating Subdivision in a Settling State may become a Participating Subdivision by returning an executed Subdivision Settlement Participation Form to the Settlement Fund Administrator and upon prompt dismissal of its legal action. A Settling State may require each Litigating Subdivision in that State to specify on the Subdivision Settlement Participation Form whether its counsel has waived any contingency fee contract with that Participating Subdivision and intends to seek fees according to Exhibit R. The Settlement Fund Administrator shall provide quarterly reports of this information to the parties organized by Settling State. Except for trials begun before the Initial Participation Date, a Litigating Subdivision or a Later Litigating Subdivision may not become a Participating Subdivision after the completion of opening statements in a trial of a legal action it brought that includes a Released Claim against a Released Entity.
- D. *Initial Participating Subdivisions.* A Subdivision qualifies as an Initial Participating Subdivision if it meets the applicable requirements for becoming a Participating Subdivision set forth in subsections VII.B or VII.C by the Initial Participation Date. Provided however, all Subdivision Settlement Participation Forms shall be held by the Settlement Fund Administrator until Janssen provides the notice in subsection VIII.B that it intends to proceed with the settlement, at which time the obligations created by such forms become effective.
- E. *Later Participating Subdivisions.* A Subdivision that is not an Initial Participating Subdivision may become a Later Participating Subdivision by meeting the applicable requirements for becoming a Participating Subdivision after the Initial Participation Date and agreeing to be subject to the terms of a State-Subdivision Agreement (if any) or any other structure adopted or applicable pursuant to subsections VI.D or VI.E. The following provisions govern what a Later Participating Subdivision can receive (but do not apply to Initial Participating Subdivisions):
1. A Later Participating Subdivision shall not receive any share of any base or incentive payments paid to the Subdivision Fund that were due before it became a Participating Subdivision.
  2. A Later Participating Subdivision that becomes a Participating Subdivision after July 15, 2022 shall receive 75% of the share of future base or incentive payments that it would have received had it become a Later Participating Subdivision before that date (unless the Later Participating Subdivision is subject to subsections VII.E.3 or VII.E.4 below).
  3. A Later Participating Subdivision that, after the Initial Participation Date, maintains a lawsuit for a Released Claim(s) against a Released Entity and has judgment entered against it on every such Claim before it became a Participating Subdivision (other than a consensual dismissal with prejudice) shall receive 50%

of the share of future base or incentive payments that it would have received had it become a Later Participating Subdivision prior to such judgment; *provided, however*, that if the Subdivision appeals the judgment and the judgment is affirmed with finality before the Subdivision becomes a Participating Subdivision, the Subdivision shall not receive any share of any base payment or incentive payment.

4. A Later Participating Subdivision that becomes a Participating Subdivision while a Bar or Case-Specific Resolution involving a different Subdivision exists in its State shall receive 25% of the share of future base or incentive payments that it would have received had it become a Later Participating Subdivision without such Bar or Case-Specific Resolution.
- F. *No Increase in Payments.* Amounts to be received by Later Participating Subdivisions shall not increase the payments due from Janssen.
- G. *Ineligible Subdivisions.* Subdivisions in Non-Settling States and Prior Litigating Subdivisions are not eligible to be Participating Subdivisions.
- H. *Non-Participating Subdivisions.* Non-Participating Subdivisions shall not directly receive any portion of any base or incentive payments, including from the State Fund and direct distributions from the Abatement Accounts Fund; however, a Settling State may choose to fund future Opioid Remediation that indirectly benefits Non-Participating Subdivisions.
- I. *Unpaid Allocations to Later Participating and Non-Participating Subdivisions.* Any base payment and incentive payments allocated pursuant to subsection VI.D to a Later Participating or Non-Participating Subdivision that cannot be paid pursuant to this Section VII, will be allocated to the Abatement Accounts Fund for the Settling State in which the Subdivision is located, unless those payments are redirected elsewhere by a State-Subdivision Agreement or by a Statutory Trust.
- J. *Requirements for Becoming a Participating Special District: Non-Litigating Special Districts.* A Non-Litigating Special District may become a Participating Special District by either executing a release consistent with Section IV or by having its claims extinguished by operation of law or released by a Settling State.
- K. *Requirements for Becoming a Participating Special District: Litigating Special Districts/Later Litigating Special Districts.* A Litigating Special District or Later Litigating Special District in a Settling State may become a Participating Special District by either executing a release consistent with Section IV and upon prompt dismissal of its legal action or by having its claims extinguished by operation of law or released by a Settling State.
- L. *Initial Participating Special Districts.* A Special District qualifies as an Initial Participating Special District if it meets the applicable requirements for becoming a Participating Special District by the Initial Participation Date.

- M. *Later Participating Special Districts.* A Special District that is not an Initial Participating Special District may become a Later Participating Special District by meeting the applicable requirements for becoming a Participating Special District after the Initial Participation Date and agreeing to be subject to the terms of any agreement reached by the applicable Settling State with Initial Participating Special Districts. A Later Participating Special District shall not receive any share of any base or incentive payments paid to the Settlement Fund that were due before it became a Participating Special District.

### **VIII. Condition to Effectiveness of Agreement and Filing of Consent Judgment**

- A. *Determination to Proceed With Settlement.* Janssen will determine on or before the Reference Date whether there has been a sufficient resolution of the Claims of the Litigating Subdivisions in the Settling States (through participation under Section VII, Case-Specific Resolution(s), and Bar(s)) to proceed with this Agreement. The determination shall be in the sole discretion of Janssen and may be based on any criteria or factors deemed relevant by Janssen.
- B. *Notice by Janssen.* On or before the Reference Date, Janssen shall inform the Settling States and MDL PEC of its determination pursuant to subsection VIII.A. If Janssen determines to proceed, the Parties will proceed to file the Consent Judgments. If Janssen determines not to proceed, this Agreement will have no further effect and all releases (including those given by Participating Subdivisions) and other commitments or obligations contained herein will be void.
- C. *Determination of the Participation Tier.*
1. On the Reference Date, provided that Janssen determines to proceed with this Agreement, the Settlement Fund Administrator shall determine the Participation Tier. The criteria used to determine the Participation Tier are set forth in Exhibit H. Any disputes as to the determination of the Participation Tier shall be decided by the National Arbitration Panel.
  2. The Participation Tier shall be redetermined by the Settlement Fund Administrator annually as of the Payment Date, beginning with Payment Year 1, pursuant to the criteria set forth in Exhibit H.
  3. After Payment Year 3, the Participation Tier cannot move higher, unless this restriction is waived by Janssen.
  4. In the event that a Participation Tier redetermination moves the Participation Tier higher, and that change is in whole or in part as a result of the post-Reference Date enactment of a Bar and there is later a Revocation Event with respect to that Bar, then on the next Payment Date that is at least one hundred eighty (180) days after the Revocation Event, the Participation Tier shall move down to the Participation Tier that would have applied had the Bar never been enacted, unless the Bar is reinstated or all Subdivisions affected by the Revocation Event become Participating Subdivisions within one hundred eighty (180) days of the

Revocation Event. This is the sole circumstance in which, on a nationwide basis, the Participation Tier can move down.

5. In the event that there is a post-Reference Date Revocation Event with respect to a Bar that was enacted in a Settling State prior to the Reference Date, then, on the next Payment Date that is at least one hundred eighty (180) days after the Revocation Event, unless the Bar is reinstated or all Subdivisions affected by the Revocation Event become Participating Subdivisions within one hundred eighty (180) days of the Revocation Event, the Participation Tier shall decrease – solely for the State in which the Revocation Event occurred – to the Participation Tier commensurate with the percentage of Litigating Subdivisions in that State that are Participating Subdivisions and the percentage of Non-Litigating Subdivisions that are both Primary Subdivisions and Participating Subdivisions, according to the criteria set forth in Exhibit H, except that the calculations shall be performed as to that State alone. For the avoidance of doubt and solely for the calculation in this subparagraph, the Settling States Column of Exhibit H shall play no role. This is the sole circumstance in which one Settling State will have a different Participation Tier than other Settling States.
6. The redetermination of the Participation Tier under subsection VIII.C.2 shall not affect payments already made or suspensions or offsets already applied.

## **IX. Potential Payment Adjustments**

### **A. *Later Litigating Subdivisions.***

1. If a Later Litigating Subdivision in a Settling State with a population above 10,000 brings a lawsuit or other legal proceeding against Released Entities asserting Released Claims, Janssen shall, within thirty (30) days of the lawsuit or other legal proceeding being served on Janssen, provide notice of the lawsuit or other legal proceeding to the Settlement Fund Administrator and the Settling State in which the Later Litigating Subdivision sits and provide the Settling State an opportunity to intervene in the lawsuit or other legal proceeding. A Released Entity shall not enter into a settlement with a Later Litigating Subdivision unless the State in which the Later Litigating Subdivision sits consents to such a settlement or unreasonably withholds consent to such a settlement.
2. If no Participation Tier applies and the Later Litigating Subdivision's lawsuit or other legal proceeding survives a Threshold Motion before Janssen makes its last settlement payment to the Settling State, the following shall apply:
  - a. Janssen will, from the date of the entry of the order denying the Threshold Motion and so long as the lawsuit or other legal proceeding is pending, be entitled to a suspension of the following payments it would otherwise owe the Settling State in which the Later Litigating Subdivision is located: (1) all remaining incentive payments to the relevant state; and (2) the last two scheduled base payments, if not already paid (the "Suspended Payments").



- b. For each Payment Year that Janssen is entitled to a suspension of payments, the Settlement Fund Administrator shall calculate the Suspended Payments applicable to the next Payment due from Janssen. The Suspended Payments shall be paid into the Settlement Fund Escrow account.
  3. If a Participation Tier applies at the time the Threshold Motion is denied, Janssen will be entitled to a suspension of the following percentages of Suspended Payments depending on the applicable Tier—75% for Tier 1, 50% for Tier 2, 35% for Tier 3, and 25% for Tier 4. Otherwise, the requirements of subsection IX.A.2 apply.
  4. If the Released Claim is resolved with finality without requirement of payment by a Released Entity, the placement of any remaining balance of the Suspended Payments into the Settlement Fund Escrow shall cease and the Settlement Fund Administrator shall immediately transfer amounts in the Settlement Fund Escrow on account of the suspension to the Settling State at issue and its Participating Subdivisions listed on Exhibit G. The lawsuit will not cause further suspensions unless the Released Claim is reinstated upon further review, legislative action, or otherwise.
  5. If the Released Claim is resolved with finality on terms requiring payment by a Released Entity (*e.g.*, if the lawsuit in which the Released Claim is asserted results in a judgment against Janssen or a settlement with Janssen), the Settlement Fund Administrator will transfer the amounts in the Settlement Fund Escrow on account of the suspension to Janssen necessary to satisfy 75% of the payment obligation of the Released Entity to the relevant Later Litigating Subdivision. The Settlement Fund Administrator shall immediately transfer any remaining balance in the Settlement Fund Escrow on account of the suspension to the Settling State at issue and its Participating Subdivisions listed on Exhibit G. If the amount to be transferred to Janssen exceeds the amounts in the Settlement Fund Escrow on account of the suspension, Janssen shall receive a dollar-for-dollar offset for the excess amount against its obligation to pay any remaining payments that would be apportioned to the Settling State at issue and to its Participating Subdivisions listed on Exhibit G.
- B. *Settlement Class Resolution Opt Outs.* If a Settling State is eligible for Incentive A on the basis of a Settlement Class Resolution, and a Primary Subdivision that opted out of the Settlement Class Resolution maintains a lawsuit asserting a Released Claim against a Released Entity, the following shall apply. If the lawsuit asserting a Released Claim either survives a Threshold Motion or has an unresolved Threshold Motion fewer than sixty (60) days prior to the scheduled start of a trial involving a Released Claim, and is resolved with finality on terms requiring payment by the Released Entity, Janssen shall receive a dollar-for-dollar offset for the amount paid against its obligation to make remaining Incentive A payments that would be apportioned to that State or Participating Subdivisions listed on Exhibit G. For the avoidance of doubt, an offset shall not be

applicable under this subsection if it is applicable under subsection IX.A with respect to the Subdivision at issue.

C. *Revoked Bar, Settlement Class Resolution, or Case-Specific Resolution.*

1. If Janssen made a payment as a result of the existence of a Bar, Settlement Class Resolution, or Case-Specific Resolution in a Settling State, and that Bar, Settlement Class Resolution, or Case-Specific Resolution is subject to a Revocation Event, Janssen shall receive a dollar-for-dollar offset against its obligation to make remaining payments that would be apportioned to that State or Participating Subdivisions listed on Exhibit G. This offset will be calculated as the dollar amount difference between (1) the total amount of incentive payments paid by Janssen during the time the Bar, Settlement Class Resolution, or Case-Specific Resolution subject to the Revocation Event was in effect, and (2) the total amount of Incentive Payments that would have been due from Janssen during that time without the Bar, Settlement Class Resolution, or Case-Specific Resolution subject to the Revocation Event being in effect. The amount of incentive payments that would have been due, referenced in (2) above, will be calculated based on considering any Subdivision that provides a release within one hundred eighty (180) days after the Revocation Event as having been a Participating Subdivision (in addition to all other Participating Subdivisions) during the time that the Bar, Settlement Class Resolution, or Case-Specific Resolution subject to the Revocation Event was in effect. If a Revocation Event causes a Settling State to no longer qualify for Incentive D, the Settling State shall return to Janssen all payments made under Incentive D.
2. Notwithstanding anything to the contrary in paragraph 1 above, if a Bar or Case-Specific Resolution is reinstated by the Settling State, either through the same or different means as the initial Bar or Case-Specific Resolution, Janssen's right to an offset is extinguished and any amounts withheld to offset amounts paid on account of the revoked, rescinded, reversed, or overruled Bar or Case-Specific Resolution shall be returned to the Settling State, less and except any incentive payments that would have been paid during the period in which the Bar or Case-Specific Resolution was revoked, rescinded, reversed, or overruled.

**X. Additional Restitution Amount**

- A. *Additional Restitution Amount.* Pursuant to the schedule set forth below and subject to the reduction specified in subsection X.B below, Janssen shall pay an Additional Restitution Amount to the Settling States listed in Exhibit N. Such funds shall be paid on the schedule set forth on Exhibit M on the Payment Date for each relevant Payment Year to such Settling States as allocated by the Settlement Fund Administrator pursuant to Exhibit N.

Payment Year 1	\$15,384,615.38
Payment Year 2	\$26,923,076.92

Payment Year 3            \$25,000,000.00

- B. *Reduction of Additional Restitution Amount.* In the event that any Non-Settling State appears on Exhibit N, the amounts owed by Janssen pursuant to this Section X shall be reduced by the allocation set forth on Exhibit N for any such Non-Settling States.
- C. *Use of Funds.* All funds paid as an Additional Restitution Amount shall be part of the Compensatory Restitution Amount, shall be used for Opioid Remediation, except as allowed by subsection VI.B.2, and shall be governed by the same requirements as specified in subsection VI.F.

#### **XI. Plaintiffs' Attorneys' Fees and Costs**

- A. The Agreement on Attorneys' Fees, Expenses and Costs is set forth in Exhibit R and incorporated herein by reference. The Agreement on the State Outside Counsel Fee Fund and Agreement on the State Cost Fund Administration are set forth in Exhibit U and Exhibit S, respectively, and are incorporated herein by reference.

#### **XII. Enforcement and Dispute Resolution**

- A. *Enforceability.* The terms of the Agreement and Consent Judgment applicable to or in a Settling State will be enforceable solely by that Settling State and Janssen. Settling States or Participating Subdivisions shall not have enforcement rights with respect either to the terms of this Agreement that apply only to or in other States or to any Consent Judgment entered into by another Settling State. Participating Subdivisions shall not have enforcement rights against Janssen with respect to the Agreement or any Consent Judgment except as to payments that would be allocated to the Subdivision Fund or Abatement Accounts Fund pursuant to Section VI; *provided, however*, that each Settling State shall allow Participating Subdivisions in that State to notify it of any perceived violations of the Agreement or Consent Judgment.
- B. *Jurisdiction.* Janssen consents to the jurisdiction of the court in which the Consent Judgment is filed, limited to resolution of disputes identified in subsection XII.F.2 for resolution in the court in which the Consent Judgment is filed.
- C. *Specific Terms Dispute Resolution.*
  - 1. Any dispute that is addressed by the provisions set forth in the Injunctive Relief terms in Exhibit P shall be resolved as provided therein.
  - 2. In the event Janssen believes the 86.5% threshold established in subsection VI.B.1 is not being satisfied, any Party may request that Janssen and the Enforcement Committee meet and confer regarding the use of funds under subsection VI.B.1. The completion of such meet-and-confer process is a precondition to further action regarding any such dispute. Further action concerning subsection VI.B.1 shall: (i) be limited to Janssen seeking to reduce its Annual Payments by no more than 5% of the difference between the actual amount of Opioid Remediation and the 86.5% threshold established in subsection VI.B.1; (ii) only reduce Annual

Payments to those Settling States and its Participating Subdivisions that are below the 86.5% threshold established in subsection VI.B.1; and (iii) not reduce Annual Payments restricted to future Opioid Remediation.

D. *State-Subdivision Enforcement.*

1. A Participating Subdivision shall not have enforcement rights against a Settling State in which it is located with respect to the Agreement or any Consent Judgment except: (1) as provided for in a State-Subdivision Agreement, Allocation Statute, or Statutory Trust with respect to intrastate allocation; or (2) in the absence of a State-Subdivision Agreement, Allocation Statute, or Statutory Trust, as to allegations that: (a) the Settling State's use of Abatement Accounts Fund monies were not used for uses similar to or in the nature of those uses contained in Exhibit E; or (b) a Settling State failed to pay funds directly from the Abatement Accounts Fund to a Participating Subdivision eligible to receive a block grant pursuant to subsection VI.E.2.b.
2. A Settling State shall have enforcement rights against a Participating Subdivision located in its territory: (1) as provided for in a State-Subdivision Agreement, Allocation Statute, or Statutory Trust; or (2) in the absence of a State-Subdivision Agreement, Allocation Statute, or Statutory Trust, as to allegations that the uses of Abatement Accounts Fund monies by Participating Subdivisions listed on Exhibit G were not for uses similar to or in the nature of those uses contained in Exhibit E.
3. As between Settling States and Participating Subdivisions, the above rights are contractual in nature and nothing herein is intended to limit, restrict, change, or alter any other existing rights under law.

E. *Subdivision Payment Enforcement.* A Participating Subdivision shall have the same right as a Settling State pursuant to subsection XII.F.4.a(4) to seek resolution of any failure by Janssen to make its required base and/or incentive payments in a Payment Year.

F. *Other Dispute Resolution Terms.*

1. Except as provided in subsection XII.C, the parties to a dispute shall promptly meet and confer in good faith to resolve any dispute. If the parties cannot resolve the dispute informally, and unless otherwise agreed in writing, they shall follow the remaining provisions of this subsection XII.F to resolve the dispute.
2. Except as provided in subsections XII.C and XII.F.4, disputes not resolved informally shall be resolved in either the court that entered the relevant Consent Judgment or, if no Consent Judgment was entered, a state or territorial court with jurisdiction located wherever the seat of state government is located. State court proceedings shall be governed by the rules and procedures of the forum. For the avoidance of doubt, disputes to be resolved in state court include, but are not limited to, the following:

- a. disputes concerning whether expenditures qualify for Opioid Remediation;
  - b. disputes between a Settling State and Participating Subdivisions located in such Settling State as provided by subsection XII.D, except to the extent the State-Subdivision Agreement provides for other dispute resolution mechanisms. For the avoidance of doubt, disputes between a Settling State and any Participating Subdivision shall not be considered National Disputes;
  - c. whether this Agreement and relevant Consent Judgment are binding under state law;
  - d. the extent of the Attorney General's or other participating entity's authority under state law, including the extent of the authority to release claims;
  - e. whether the requirements of a Bar, a Case-Specific Resolution, State-Specific Finality, Later Litigating Subdivision, Litigating Subdivision, or a Threshold Motion have been met; and
  - f. all other disputes not specifically identified in subsections XII.C and XII.F.4.
3. Any Party may request that the National Arbitration Panel provide an interpretation of any provision of the settlement that is relevant to the state court determination, and the National Arbitration Panel shall make reasonable best efforts to supply such interpretation within the earlier of thirty (30) days or the time period required by the state court proceedings. Any Party may submit that interpretation to the state court to the extent permitted by, and for such weight provided by, the state court's rules and procedures. If requested by a Party, the National Arbitration Panel shall request that its interpretation be accepted in the form of an amicus curiae brief, and any attorneys' fees and costs for preparing any such filing shall be paid for by the requesting Party.
4. National Disputes involving a Settling State, Participating Subdivision, and/or Janssen shall be resolved by a National Arbitration Panel.
- a. "*National Disputes*" are disputes that are exceptions to subsection XII.F.2's presumption of resolution in state courts because they involve issues of interpretation of Agreement terms applicable to all Settling States without reference to a particular State's law. Disputes between a State and any Participating Subdivisions shall not be considered National Disputes. National Disputes are limited to the following:
    - (1) the amount of offset and/or credit attributable to Non-Settling States and Tribes;
    - (2) issues involving the scope and definition of "Product";

- (3) interpretation and application of the terms “Covered Conduct” and “Released Entities”;
  - (4) disputes over a given year’s payment or the payment of the Additional Restitution Amount to all Settling States (for the avoidance of doubt, disputes between a Settling State and Janssen over the amounts owed to only that State shall not be considered National Disputes);
  - (5) questions regarding the performance and/or removal of the Settlement Fund Administrator;
  - (6) disputes involving liability of successor entities;
  - (7) disputes that require a determination of sufficient Subdivision and Special District participation to qualify for Incentives A, B, C, or D, as well as disputes over qualification for Participation Tiers;
  - (8) disputes that require interpretation of Agreement terms (i) that concretely affect four (4) or more Settling States; and (ii) do not turn on unique definitions and interpretations under State law; and
  - (9) any dispute subject to resolution under subsection XII.F.2 but for which all parties to the dispute agree to arbitration before the National Arbitration Panel under the provisions of this subsection XII.F.4.
- b. The “*National Arbitration Panel*” shall be comprised of three (3) neutral arbitrators. One (1) arbitrator shall be chosen by Janssen, one (1) arbitrator shall be chosen by the Enforcement Committee with due input from Participating Subdivisions, and the third arbitrator shall be agreed upon by the first two (2) arbitrators. The membership of the National Arbitration Panel is intended to remain constant throughout the term of this Agreement, but in the event that replacements are required, the retiring arbitrator shall be replaced by the party that selected him/her.
- (1) The National Arbitration Panel shall make reasonable best efforts to decide all matters within one hundred eighty (180) days of filing, and in no event shall it take longer than one (1) year.
  - (2) The National Arbitration Panel shall conduct all proceedings in a reasonably streamlined process consistent with an opportunity for the parties to be heard. Issues shall be resolved without the need for live witnesses where feasible, and with a presumption in favor of remote participation to minimize the burdens on the parties.
  - (3) To the extent allowed under state law, a Settling State, Participating Subdivision, and (at any party’s request) the National

Arbitration Panel may certify to an appropriate state court any question of state law. The National Arbitration Panel shall be bound by a final state court determination of such a certified question. The time period for the arbitration shall be tolled during the course of the certification process.

- (4) The arbitrators will give due deference to any authoritative interpretation of state law, including any declaratory judgment or similar relief obtained by a Settling State, Participating Subdivision, or Janssen on a state law issue.
    - (5) The decisions of the National Arbitration Panel shall be binding on Settling States, Participating Subdivisions, Janssen, and the Settlement Fund Administrator. In any proceeding before the National Arbitration Panel involving a dispute between a Settling State and Janssen whose resolution could prejudice the rights of a Participating Subdivision(s) or Participating Special District(s) in that Settling State, such Participating Subdivision(s) or Participating Special District(s) shall be allowed to file a statement of view in the proceeding.
  - c. Nothing herein shall be construed so as to limit or otherwise restrict a State from seeking injunctive or other equitable relief in state court to protect the health, safety, or welfare of its citizens.
  - d. Each party shall bear its own costs in any arbitration or court proceeding arising under this subsection XII.F. The costs for the arbitrators on the National Arbitration Panel shall be divided and paid equally by the disputing sides for each individual dispute, *e.g.*, a dispute between Janssen and Settling States/Participating Subdivisions shall be split 50% by Janssen and 50% by the Settling States/Participating Subdivisions that are parties to the dispute; a dispute between a Settling State and a Participating Subdivision shall be split 50% by the Settling State and 50% by any Participating Subdivisions that are party to the dispute.
5. Prior to initiating an action to enforce pursuant to this subsection XII.F, the complaining party must:
- a. Provide written notice to the Enforcement Committee of its complaint, including the provision of the Consent Judgment and/or Agreement that the practice appears to violate, as well as the basis for its interpretation of the disputed provision. The Enforcement Committee shall establish a reasonable process and timeline for obtaining additional information from the involved parties; *provided, however*, that the date the Enforcement Committee establishes for obtaining additional information from the parties shall not be more than forty-five (45) days following the notice.

The Enforcement Committee may advise the involved parties of its views on the complaint and/or seek to resolve the complaint informally.

- b. Wait to commence any enforcement action until thirty (30) days after the date that the Enforcement Committee establishes for obtaining additional information from the involved parties.
- 6. If the parties to a dispute cannot agree on the proper forum for resolution of the dispute under the provisions of subsections XII.F.2 or XII.F.4, a committee comprising the Enforcement Committee and sufficient representatives of Janssen such that the members of the Enforcement Committee have a majority of one (1) member will determine the forum where the dispute will be initiated within twenty-eight (28) days of receiving notification of the dispute relating to the proper forum. The forum identified by such committee shall be the sole forum for determining where the dispute shall be heard, and the committee's identification of such forum shall not be entitled to deference by the forum selected.
- G. *No Effect.* Nothing in this Agreement shall be interpreted to limit the Settling State's Civil Investigative Demand ("CID") or investigative subpoena authority, to the extent such authority exists under applicable state law and the CID or investigative subpoena is issued pursuant to such authority, and Janssen reserves all of its rights in connection with a CID or investigative subpoena issued pursuant to such authority.

### **XIII. Miscellaneous**

- A. *No Admission.* Janssen does not admit liability or wrongdoing. Neither this Agreement nor the Consent Judgments shall be considered, construed, or represented to be (1) an admission, concession, or evidence of liability or wrongdoing or (2) a waiver or any limitation of any defense otherwise available to Janssen.
- B. *Population of Subdivisions.* The population figures for Subdivisions shall be the published U.S. Census Bureau's population estimates for July 1, 2019, released May 2020. These population figures shall remain unchanged during the term of this Agreement.
- C. *Population of Special Districts.* For any purpose in this Agreement in which the population of a Special District is used, other than the use of "Covered Special District": (a) School Districts' population will be measured by the number of students enrolled who are eligible under the Individuals with Disabilities Education Act ("IDEA") or Section 504 of the Rehabilitation Act of 1973; (b) Health Districts' and Hospital Districts' population will be measured at 25% of discharges; and (c) all other Special Districts' (including Fire Districts' and Library Districts') population will be measured at 10% of the population served.
- D. *Population Associated with Sheriffs.* For any purpose in this Agreement in which the population associated with a lawsuit by a sheriff is used, the population will be measured at 20% of the capacity of the jail(s) operated by the sheriff.



E. *Tax Reporting and Cooperation.*

1. Upon request by Janssen, the Settling States, Participating Subdivisions, and Participating Special Districts agree to perform such further acts and to execute and deliver such further documents as may be reasonably necessary for Janssen to establish the statements set forth in subsection VI.E.3 to the satisfaction of their tax advisors, their independent financial auditors, the Internal Revenue Service, or any other governmental authority, including as contemplated by Treasury Regulations Section 1.162-21(b)(3)(ii) and any subsequently proposed or finalized relevant regulations or administrative guidance.
2. Without limiting the generality of subsection VI.C.1, each Settling State, Participating Subdivision, and Participating Special District shall cooperate in good faith with Janssen with respect to any tax claim, dispute, investigation, audit, examination, contest, litigation, or other proceeding relating to this Agreement.
3. The Designated State, on behalf of all Settling States, Participating Subdivisions, and Participating Special Districts, shall designate one of its officers or employees to act as the “appropriate official” within the meaning of Treasury Regulations Section 1.6050X-1(f)(1)(ii)(B) (the “Appropriate Official”).
4. For the avoidance of doubt, neither Janssen nor the Settling States, Participating Subdivisions, and Participating Special Districts make any warranty or representation to any Settling jurisdiction or Releasor as to the tax consequences of the payment of the Compensatory Restitution Amount (or any portion thereof).

F. *No Third-Party Beneficiaries.* Except as expressly provided in this Agreement, no portion of this Agreement shall provide any rights to, or be enforceable by, any person or entity that is not a Settling State or Released Entity. No Settling State may assign or otherwise convey any right to enforce any provision of this Agreement.

G. *Calculation.* Any figure or percentage referred to in this Agreement shall be carried to seven decimal places.

H. *Construction.* None of the Parties and no Participating Subdivision shall be considered to be the drafter of this Agreement or of any of its provisions for the purpose of any statute, case law, or rule of interpretation or construction that would or might cause any provision to be construed against the drafter of this Agreement. The headings of the provisions of this Agreement are not binding and are for reference only and do not limit, expand, or otherwise affect the contents or meaning of this Agreement.

I. *Cooperation.* Each Party and each Participating Subdivision agrees to use its best efforts and to cooperate with the other Parties and Participating Subdivisions to cause this Agreement and the Consent Judgments to become effective, to obtain all necessary approvals, consents and authorizations, if any, and to execute all documents and to take such other action as may be appropriate in connection herewith. Consistent with the foregoing, each Party and each Participating Subdivision agrees that it will not directly or indirectly assist or encourage any challenge to this Agreement or any Consent Judgment

by any other person, and will support the integrity and enforcement of the terms of this Agreement and the Consent Judgments.

- J. *Entire Agreement.* This Agreement, its exhibits and any other attachments, including the attorneys' fees and cost agreement in Exhibit R, embodies the entire agreement and understanding between and among the Parties and Participating Subdivisions relating to the subject matter hereof and supersedes (1) all prior agreements and understandings relating to such subject matter, whether written or oral and (2) all purportedly contemporaneous oral agreements and understandings relating to such subject matter.
- K. *Execution.* This Agreement may be executed in counterparts and by different signatories on separate counterparts, each of which shall be deemed an original, but all of which shall together be one and the same Agreement. One or more counterparts of this Agreement may be delivered by facsimile or electronic transmission with the intent that it or they shall constitute an original counterpart hereof. One or more counterparts of this Agreement may be signed by electronic signature.
- L. *Good Faith and Voluntary Entry.* Each Party warrants and represents that it negotiated the terms of this Agreement in good faith. Each of the Parties and signatories to this Agreement warrants and represents that it freely and voluntarily entered into this Agreement without any degree of duress or compulsion. The Parties state that no promise of any kind or nature whatsoever (other than the written terms of this Agreement) was made to them to induce them to enter into this Agreement.
- M. *No Prevailing Party.* The Parties each agree that they are not the prevailing party in this action, for purposes of any claim for fees, costs, or expenses as prevailing parties arising under common law or under the terms of any statute, because the Parties have reached a good faith settlement. The Parties each further waive any right to challenge or contest the validity of this Agreement on any ground, including, without limitation, that any term is unconstitutional or is preempted by, or in conflict with, any current or future law.
- N. *Non-Admissibility.* The settlement negotiations resulting in this Agreement have been undertaken by the Parties and by certain representatives of the Participating Subdivisions in good faith and for settlement purposes only, and no evidence of negotiations or discussions underlying this Agreement shall be offered or received in evidence in any action or proceeding for any purpose. This Agreement shall not be offered or received in evidence in any action or proceeding for any purpose other than in an action or proceeding arising under or relating to this Agreement.
- O. *Notices.* All notices or other communications under this Agreement shall be in writing (including but not limited to electronic communications) and shall be given to the recipients indicated below:

1. For the Attorney(s) General:

Ashley Moody,  
Attorney General  
State of Florida  
The Capitol,  
PL-01  
Tallahassee, FL 32399

Josh Stein, Attorney General  
North Carolina Department of Justice  
Attn: Daniel Mosteller  
PO Box 629  
Raleigh, NC 27602  
Dmosteller@ncdoj.gov

2. For the Plaintiffs' Executive Committee:

Paul F. Farrell  
Farrell Law  
P.O. Box 1180  
Huntington, WV 25714-1180

Jayne Conroy  
Simmons Hanly Conroy LLC  
112 Madison Avenue, 7th Floor  
New York, NY 10016-7416  
JConroy@simmonsfirm.com

Joseph F. Rice  
Motley Rice LLC  
28 Bridgeside Blvd.  
Mount Pleasant, SC 29464  
jrice@motleyrice.com

Peter Mougey  
Levin Papantonio Rafferty  
316 South Baylen St.  
Pensacola, FL 32502  
pmougey@levinlaw.com

Paul J. Geller  
Robbins Geller Rudman & Dowd LLP  
120 East Palmetto Park Road  
Boca Raton, FL 33432  
PGeller@rgrdlaw.com

3. For Janssen:

Charles C. Lifland  
O'Melveny & Myers LLP  
400 South Hope Street, 18th Floor Los Angeles, CA 90071  
Phone: (213) 430-6000  
clifland@omm.com

Daniel R. Suvor  
O'Melveny & Myers LLP  
400 South Hope Street, 18th Floor Los Angeles, CA 90071  
Phone: (213) 430-6000  
dsuvor@omm.com

Any Party or the Plaintiffs' Executive Committee may change or add the contact information of the persons designated to receive notice on its behalf by notice given (effective upon the giving of such notice) as provided in this subsection.

- P. *No Waiver.* The waiver of any rights conferred hereunder shall be effective only if made by written instrument executed by the waiving Party or Parties. The waiver by any Party of any breach of this Agreement shall not be deemed to be or construed as a waiver of any other breach, whether prior, subsequent, or contemporaneous, nor shall such waiver be deemed to be or construed as a waiver by any other Party.
- Q. *Preservation of Privilege.* Nothing contained in this Agreement or any Consent Judgment, and no act required to be performed pursuant to this Agreement or any Consent Judgment, is intended to constitute, cause, or effect any waiver (in whole or in part) of any attorney-client privilege, work product protection, or common interest/joint defense privilege, and each Party agrees that it shall not make or cause to be made in any forum any assertion to the contrary.
- R. *Successors.* This Agreement shall be binding upon, and inure to the benefit of, Janssen and its respective successors and assigns. Janssen shall not sell the majority of its voting stock or substantially all its assets without obtaining the acquiror's agreement that it will constitute a successor with respect to Janssen's obligations under this Agreement.
- S. *Modification, Amendment, Alteration.* After the Reference Date, any modification, amendment, or alteration of this Agreement by the Parties shall be binding only if evidenced in writing signed by Janssen along with the signatures of at least thirty-seven (37) of those then-serving Attorneys General of the Settling States along with a representation from each Attorney General that either: (1) the advisory committee or similar entity established or recognized by that Settling State (either pursuant to subsection VI.E.2, by a State-Subdivision Agreement, or by statute) voted in favor of the modification, amendment, or alteration of this Agreement including at least one Participating Subdivision-appointed member; or (2) in States without any advisory committee, that 50.1% of the Participating Subdivisions by population expressed approval of the modification, amendment, or alteration of this Agreement in writing.

Provided, however, in the event the modification, amendment, or alteration relates to injunctive relief, interstate allocation between the Settling States, intrastate allocation in a particular Settling State, or fees or costs of Settling States and Participating Subdivisions, then every Settling State and each Participating Subdivision affected by that modification, amendment, or alteration must assent in writing. Provided further that, in the event the modification, amendment, or alteration relates to injunctive relief, then such amendment, modification, or alteration of injunctive relief against Janssen will not be effective unless and until any Consent Judgment is modified by a court of competent jurisdiction, except as otherwise provided by the Injunctive Terms.

T. *Termination.*

1. Unless otherwise agreed to by Janssen and the Settling State in question, this Agreement and all of its terms (except subsection XIII.N and any other non-admissibility provisions, which shall continue in full force and effect) shall be canceled and terminated with respect to the Settling State, and the Agreement and all orders issued by the courts in the Settling State pursuant to the Agreement shall become null and void and of no effect if one or more of the following conditions applies:
  - a. A Consent Judgment approving this Agreement without modification of any of the Agreement's terms has not been entered as to the Settling State by a court of competent jurisdiction on or before one hundred eighty (180) days after the Effective Date; or
  - b. This Agreement or the Consent Judgment as to that Settling State has been disapproved by a court of competent jurisdiction to which it was presented for approval and/or entry (or, in the event of an appeal from or review of a decision of such a court to approve this Agreement and the Consent Judgment, by the court hearing such appeal or conducting such review), and the time to appeal from such disapproval has expired, or, in the event of an appeal from such disapproval, the appeal has been dismissed or the disapproval has been affirmed by the court of last resort to which such appeal has been taken and such dismissal or disapproval has become no longer subject to further appeal (including, without limitation, review by the United States Supreme Court).
2. If this Agreement is terminated with respect to a Settling State and its Participating Subdivisions for whatever reason pursuant to subsection XIII.T.1, then:
  - a. An applicable statute of limitation or any similar time requirement (excluding any statute of repose) shall be tolled from the date the Settling State signed this Agreement until the later of the time permitted by applicable law or for one year from the date of such termination, with the effect that Janssen and the Settling State in question shall be in the same

position with respect to the statute of limitation as they were at the time the Settling State filed its action; and

- b. Janssen and the Settling State and its Participating Subdivisions in question shall jointly move the relevant court of competent jurisdiction for an order reinstating the actions and claims dismissed pursuant to the terms of this Agreement governing dismissal, with the effect that Janssen and the Settling State and its Participating Subdivisions in question shall be in the same position with respect to those actions and claims as they were at the time the action or claim was stayed or dismissed.

- 3. Unless Janssen and the Enforcement Committee agree otherwise, this Agreement, with the exception of the Injunctive Relief Terms that have their own provisions on duration, shall terminate as to all Parties as of the Payment Date for Payment Year 9, *provided* that Janssen has performed its payment obligations under the Agreement as of that date. Notwithstanding any other provision in this Agreement, all releases under this Agreement will remain effective despite any termination under this paragraph.

- U. *Governing Law.* Except (1) as otherwise provided in the Agreement or (2) as necessary, in the sole judgment of the National Arbitration Panel, to promote uniformity of interpretation for matters within the scope of the National Arbitration Panel's authority, this Agreement shall be governed by and interpreted in accordance with the respective laws of the Settling State, without regard to the conflict of law rules of such Settling State, that is seeking to enforce the Agreement against Janssen or against which Janssen is seeking enforcement. Notwithstanding any other provision in this subsection on governing law, any disputes relating to the Settlement Fund Escrow shall be governed by and interpreted in accordance with the law of the state where the escrow agent has its primary place of business.

## **EXHIBIT A**

### **Alleged Harms**

The following expert reports that were filed in connection with the case captioned *In re National Prescription Opiate Litigation*, No. 1-17-md-02804 (N.D. Ohio):

1. Expert report of Professor David Cutler, dated March 25, 2019.
2. Expert report of Dr. Jeffrey B. Liebman, dated March 25, 2019.
3. Expert report of Professor Thomas McGuire regarding damages to Bellwethers, dated March 25, 2019.
4. Report of Professor Thomas McGuire regarding public nuisance, dated March 25, 2019.

## **EXHIBIT B**

### **Enforcement Committee Organization Bylaws**

#### **ARTICLE I**

These bylaws constitute the code of rules adopted by the Settling States and Participating Subdivisions for the creation of an Enforcement Committee (the “Committee”) to exist and operate during the term of the Agreement in connection with Janssen and shall control the regulation and management of the Committee’s affairs.

#### **ARTICLE II**

##### **Purpose**

The Committee is organized for the sole purpose of evaluating and taking such action as deemed reasonable, necessary, and appropriate by the members of the Committee on the matters delegated to the Committee under that certain Settlement Agreement between the Settling States and Janssen dated July 21, 2021.

#### **ARTICLE III**

##### **Members of the Committee**

**(1) Number of Members**

The Committee will consist of seventeen (17) members (the “Members”). Upon majority resolution of the Committee, the number of Members may be increased or decreased from time to time, but in no event shall a decrease have the effect of decreasing the total number of Members to less than seven Members.

**(2) Initial Members**

The Committee initially will consist of eleven Settling State Members and six Participating Subdivision Members; three of the Participating Subdivisions shall be counties and three shall be municipalities. The initial Settling State Members are representatives from: Connecticut, Delaware, Florida, Georgia, Massachusetts, New York, North Carolina, Ohio, Pennsylvania, Tennessee, and Texas. The initial Participating Subdivision Members are: (a) Bexar County, Texas; (b) Broward County, Florida; (c) Chicago, Illinois; (d) Cincinnati, Ohio; (e) Nashville, Tennessee; and (f) Nassau County, New York. Until the Reference Date contained in the Settlement Agreement, the Participating Subdivisions may designate their outside counsel to serve as their representative. After the Reference Date, an employee or official of the Participating Subdivision must be the designated as the representative of the Participating Subdivision.

**(3) Term of Members**

The term of office for Members of the Committee will be until the end of the term of the Settlement Agreement, nine (9) years, unless and until a Member withdraws or resigns from the Committee.



**(4) Resignation**

Any Member may resign at any time by delivering written notice to the Chairperson of the Committee. Such resignation shall take effect upon receipt or, if later, at the time specified in the notice.

**(5) Removal**

(a) Any Member may be removed without cause, at any time, by a majority of the entire Committee, at a Regular or Special Meeting called for that purpose. Any Member under consideration of removal must first be notified about the consideration by written notice at least five days prior to the meeting at which the vote takes place.

(b) In the event that any Member is not a Settling State or a Participating Subdivision or the Member subsequently becomes a Later Litigating Subdivision, the Member shall be removed immediately without notice or vote of the Committee.

**(6) Vacancies**

In the event of a vacancy, the Members of the same type (Settling State or Participating Subdivision) shall select another Settling State or Participating Subdivision to fill that Member's position.

**(7) Compensation**

Members shall not receive any salaries or other compensation for their services, but, by resolution of the Committee, may be reimbursed for any actual expenses incurred in the performance of their duties for the Committee, as long as a majority of disinterested Members approve the reimbursement. Any reimbursement shall be sought from the Settlement Fund Administrator.

**ARTICLE IV**

**Conflicts of Interest and Code of Ethics**

If a Member, agent, or employee of the Committee has a conflict of interest, he or she may not participate in a vote, discussion, or decision about the matter. Each Member shall follow any applicable state or local law with respect to conflicts, gifts, and ethics.

**ARTICLE V**

**Committee Meetings**

**(1) Place of Meetings**

Meetings of the Committee will be held at any place that the Chairperson may designate, including by telephonic or electronic means.

**(2) Regular Meetings**

Regular meetings of the Committee shall be held as deemed necessary by the Chairperson or any three members.

- (3) Notice of Meetings**  
Written notice of the date, time, place and subject of each meeting must be provided to the Members at least 72 hours before the scheduled time of the meeting, except when there is an emergency or urgent public necessity.
- (4) Quorum**  
A majority of the incumbent Members (not counting vacancies) shall constitute a quorum for the purposes of convening a meeting or conducting business.
- (5) Voting and Proxy**  
When it is necessary to vote on any matter before the Committee, Members may vote by electronic means as provided in these Bylaws. Proxy voting is permitted. In order for a matter to pass, the matter must have a majority vote of Members present and must have at least one vote from a Settling State Member and a Participating Subdivision Member. In the event that there is a Quorum, but no Settling State or Participating Subdivision Member is present, then a matter may pass with a simple majority vote.
- (6) Minutes**  
The Committee shall prepare and keep minutes. The minutes must state the subject of each deliberation and indicate each vote, order, decision, or other action taken.

## **ARTICLE VI**

### **Officers**

- (1) Roster of Officers**  
The Committee shall have a Chairperson, a Vice Chairperson, and a Secretary. The Committee may have at its discretion, such other officers as may be appointed by the Members of the Committee. One person may hold two or more offices, except those serving as Chairperson.
- (2) Election and Removal of Officers**  
All officers shall serve two-year terms. The election shall be conducted at the first meeting of the fiscal year. Officers shall remain in office until their successors have been selected. Officers may serve consecutive terms without limit. The election of officers shall be by majority vote of the Members of the Committee attending the meeting.
- (3) Vacancies**  
If a vacancy occurs during the term of office for any elected officer, the Members of the Committee shall elect a new officer to fill the remainder of the term as soon as practical, by majority vote of Members present.
- (4) Chairperson**  
The Chairperson will supervise and control the affairs of the Committee and shall exercise such supervisory powers as may be given him/her by the Members of the Committee. The Chairperson will perform all duties incident to such office and such other duties as may be provided in these bylaws or as may be prescribed from time to time by the Committee. The

Chairperson shall preside at all meetings and shall exercise parliamentary control in accordance with Robert's Rules of Order.

**(5) Vice Chairperson**

The Vice Chairperson shall act in place of the Chairperson in the event of the Chairperson's absence, inability, or refusal to act, and shall exercise and discharge such other duties as may be required by the Committee. The Vice Chairperson shall serve as the parliamentarian and interpret any ambiguities of the bylaws.

**(6) Secretary**

The Secretary will keep and maintain all records related to the Committee and take minutes of all meetings.

**(7) Records**

All elected officers and committee chairpersons shall relinquish their records to the Chairperson immediately upon the completion of their term of office or completion of a project.

**(8) Resignation**

An officer may resign the office while not resigning membership from the Committee, by submitting a letter to the Chairperson. Vacancies occurring in any office shall be appointed for the remainder of the term.

## **ARTICLE VII**

### **Duties**

**(1) Prior to the Reference Date**

The Committee shall be responsible for any additional negotiations with Janssen, including, but not limited to, negotiating extensions of any periods created by the Settlement Agreement.

**(2) After the Enforcement Date**

The Committee shall establish procedures for the receipt of notices that a dispute exists concerning the Agreement and review of such disputes, pursuant to Section XII of the Agreement. Members may engage with Janssen, Settling States, and Participating Subdivisions attempting to resolve any dispute without further action by the Committee. The Committee may request additional information from Janssen, Settling States, and Participating Subdivisions to the extent the Committee believes such information is necessary to understand, resolve, or provide advice related to a dispute. The Committee shall endeavor to provide advice relative to the dispute no later than 60 days after receipt of notice.

**ARTICLE VIII**  
**Rules of Procedure**

The proceedings and business of the Committee shall be governed by Robert's Rules of Order unless otherwise waived by the Committee.

**ARTICLE IX**  
**Operations**

**(1) Records**

The Committee will keep correct and complete records and will also keep minutes of the proceedings of the Committee meetings and Committees. The Committee will keep such records at its principal place of business at a place designated by the Chairperson.

All elected officers and committee chairpersons shall relinquish their records to the Chairperson, immediately upon the completion of their term of office.

**(2) Inspection of Books and Records**

The minutes of a meeting are public records and shall be available for public inspection and copying on request to the Committee's Chairperson or the Chairperson's designee.

**(3) Amendments**

The bylaws may be amended at any time by a vote of a majority of Members present and must have at least one vote from a Settling State Member and a Participating Subdivision Member. In the event that there is a Quorum, but no Settling State or Participating Subdivision Member is present, then a matter may pass with a simple majority vote.

**EXHIBIT C**

**Litigating Subdivision List**

[Will be added by Janssen prior to Preliminary Agreement Date]

**EXHIBIT D**

**[Intentionally Omitted]**

## **EXHIBIT E**

### **List of Opioid Remediation Uses**

#### **Schedule A Core Strategies**

States and Qualifying Block Grantees shall choose from among the abatement strategies listed in Schedule B. However, priority shall be given to the following core abatement strategies (“*Core Strategies*”).<sup>1</sup>

**A. NALOXONE OR OTHER FDA-APPROVED DRUG TO REVERSE OPIOID OVERDOSES**

1. Expand training for first responders, schools, community support groups and families; and
2. Increase distribution to individuals who are uninsured or whose insurance does not cover the needed service.

**B. MEDICATION-ASSISTED TREATMENT (“MAT”) DISTRIBUTION AND OTHER OPIOID-RELATED TREATMENT**

1. Increase distribution of MAT to individuals who are uninsured or whose insurance does not cover the needed service;
2. Provide education to school-based and youth-focused programs that discourage or prevent misuse;
3. Provide MAT education and awareness training to healthcare providers, EMTs, law enforcement, and other first responders; and
4. Provide treatment and recovery support services such as residential and inpatient treatment, intensive outpatient treatment, outpatient therapy or counseling, and recovery housing that allow or integrate medication and with other support services.

---

<sup>1</sup> As used in this Schedule A, words like “expand,” “fund,” “provide” or the like shall not indicate a preference for new or existing programs.

**C. PREGNANT & POSTPARTUM WOMEN**

1. Expand Screening, Brief Intervention, and Referral to Treatment (“*SBIRT*”) services to non-Medicaid eligible or uninsured pregnant women;
2. Expand comprehensive evidence-based treatment and recovery services, including MAT, for women with co-occurring Opioid Use Disorder (“*OUD*”) and other Substance Use Disorder (“*SUD*”) / Mental Health disorders for uninsured individuals for up to 12 months postpartum; and
3. Provide comprehensive wrap-around services to individuals with OUD, including housing, transportation, job placement/training, and childcare.

**D. EXPANDING TREATMENT FOR NEONATAL ABSTINENCE SYNDROME (“*NAS*”)**

1. Expand comprehensive evidence-based and recovery support for NAS babies;
2. Expand services for better continuum of care with infant-need dyad; and
3. Expand long-term treatment and services for medical monitoring of NAS babies and their families.

**E. EXPANSION OF WARM HAND-OFF PROGRAMS AND RECOVERY SERVICES**

1. Expand services such as navigators and on-call teams to begin MAT in hospital emergency departments;
2. Expand warm hand-off services to transition to recovery services;
3. Broaden scope of recovery services to include co-occurring SUD or mental health conditions;
4. Provide comprehensive wrap-around services to individuals in recovery, including housing, transportation, job placement/training, and childcare; and
5. Hire additional social workers or other behavioral health workers to facilitate expansions above.



**F. TREATMENT FOR INCARCERATED POPULATION**

1. Provide evidence-based treatment and recovery support, including MAT for persons with OUD and co-occurring SUD/MH disorders within and transitioning out of the criminal justice system; and
2. Increase funding for jails to provide treatment to inmates with OUD.

**G. PREVENTION PROGRAMS**

1. Funding for media campaigns to prevent opioid use (similar to the FDA's "Real Cost" campaign to prevent youth from misusing tobacco);
2. Funding for evidence-based prevention programs in schools;
3. Funding for medical provider education and outreach regarding best prescribing practices for opioids consistent with the 2016 CDC guidelines, including providers at hospitals (academic detailing);
4. Funding for community drug disposal programs; and
5. Funding and training for first responders to participate in pre-arrest diversion programs, post-overdose response teams, or similar strategies that connect at-risk individuals to behavioral health services and supports.

**H. EXPANDING SYRINGE SERVICE PROGRAMS**

1. Provide comprehensive syringe services programs with more wrap-around services, including linkage to OUD treatment, access to sterile syringes and linkage to care and treatment of infectious diseases.

**I. EVIDENCE-BASED DATA COLLECTION AND RESEARCH ANALYZING THE EFFECTIVENESS OF THE ABATEMENT STRATEGIES WITHIN THE STATE**

## **Schedule B** **Approved Uses**

Support treatment of Opioid Use Disorder (OUD) and any co-occurring Substance Use Disorder or Mental Health (SUD/MH) conditions through evidence-based or evidence-informed programs or strategies that may include, but are not limited to, the following:

<b>PART ONE: TREATMENT</b>
----------------------------

### **A. TREAT OPIOID USE DISORDER (OUD)**

Support treatment of Opioid Use Disorder (“*OUD*”) and any co-occurring Substance Use Disorder or Mental Health (“*SUD/MH*”) conditions through evidence-based or evidence-informed programs or strategies that may include, but are not limited to, those that:<sup>2</sup>

1. Expand availability of treatment for OUD and any co-occurring SUD/MH conditions, including all forms of Medication-Assisted Treatment (“*MAT*”) approved by the U.S. Food and Drug Administration.
2. Support and reimburse evidence-based services that adhere to the American Society of Addiction Medicine (“*ASAM*”) continuum of care for OUD and any co-occurring SUD/MH conditions.
3. Expand telehealth to increase access to treatment for OUD and any co-occurring SUD/MH conditions, including MAT, as well as counseling, psychiatric support, and other treatment and recovery support services.
4. Improve oversight of Opioid Treatment Programs (“*OTPs*”) to assure evidence-based or evidence-informed practices such as adequate methadone dosing and low threshold approaches to treatment.
5. Support mobile intervention, treatment, and recovery services, offered by qualified professionals and service providers, such as peer recovery coaches, for persons with OUD and any co-occurring SUD/MH conditions and for persons who have experienced an opioid overdose.
6. Provide treatment of trauma for individuals with OUD (*e.g.*, violence, sexual assault, human trafficking, or adverse childhood experiences) and family members (*e.g.*, surviving family members after an overdose or overdose fatality), and training of health care personnel to identify and address such trauma.
7. Support evidence-based withdrawal management services for people with OUD and any co-occurring mental health conditions.

---

<sup>2</sup> As used in this Schedule B, words like “expand,” “fund,” “provide” or the like shall not indicate a preference for new or existing programs.

8. Provide training on MAT for health care providers, first responders, students, or other supporting professionals, such as peer recovery coaches or recovery outreach specialists, including telementoring to assist community-based providers in rural or underserved areas.
9. Support workforce development for addiction professionals who work with persons with OUD and any co-occurring SUD/MH conditions.
10. Offer fellowships for addiction medicine specialists for direct patient care, instructors, and clinical research for treatments.
11. Offer scholarships and supports for behavioral health practitioners or workers involved in addressing OUD and any co-occurring SUD/MH or mental health conditions, including, but not limited to, training, scholarships, fellowships, loan repayment programs, or other incentives for providers to work in rural or underserved areas.
12. Provide funding and training for clinicians to obtain a waiver under the federal Drug Addiction Treatment Act of 2000 (“*DATA 2000*”) to prescribe MAT for OUD, and provide technical assistance and professional support to clinicians who have obtained a DATA 2000 waiver.
13. Disseminate web-based training curricula, such as the American Academy of Addiction Psychiatry’s Provider Clinical Support Service–Opioids web-based training curriculum and motivational interviewing.
14. Develop and disseminate new curricula, such as the American Academy of Addiction Psychiatry’s Provider Clinical Support Service for Medication–Assisted Treatment.

## **B. SUPPORT PEOPLE IN TREATMENT AND RECOVERY**

Support people in recovery from OUD and any co-occurring SUD/MH conditions through evidence-based or evidence-informed programs or strategies that may include, but are not limited to, the programs or strategies that:

1. Provide comprehensive wrap-around services to individuals with OUD and any co-occurring SUD/MH conditions, including housing, transportation, education, job placement, job training, or childcare.
2. Provide the full continuum of care of treatment and recovery services for OUD and any co-occurring SUD/MH conditions, including supportive housing, peer support services and counseling, community navigators, case management, and connections to community-based services.
3. Provide counseling, peer-support, recovery case management and residential treatment with access to medications for those who need it to persons with OUD and any co-occurring SUD/MH conditions.

4. Provide access to housing for people with OUD and any co-occurring SUD/MH conditions, including supportive housing, recovery housing, housing assistance programs, training for housing providers, or recovery housing programs that allow or integrate FDA-approved medication with other support services.
5. Provide community support services, including social and legal services, to assist in deinstitutionalizing persons with OUD and any co-occurring SUD/MH conditions.
6. Support or expand peer-recovery centers, which may include support groups, social events, computer access, or other services for persons with OUD and any co-occurring SUD/MH conditions.
7. Provide or support transportation to treatment or recovery programs or services for persons with OUD and any co-occurring SUD/MH conditions.
8. Provide employment training or educational services for persons in treatment for or recovery from OUD and any co-occurring SUD/MH conditions.
9. Identify successful recovery programs such as physician, pilot, and college recovery programs, and provide support and technical assistance to increase the number and capacity of high-quality programs to help those in recovery.
10. Engage non-profits, faith-based communities, and community coalitions to support people in treatment and recovery and to support family members in their efforts to support the person with OUD in the family.
11. Provide training and development of procedures for government staff to appropriately interact and provide social and other services to individuals with or in recovery from OUD, including reducing stigma.
12. Support stigma reduction efforts regarding treatment and support for persons with OUD, including reducing the stigma on effective treatment.
13. Create or support culturally appropriate services and programs for persons with OUD and any co-occurring SUD/MH conditions, including new Americans.
14. Create and/or support recovery high schools.
15. Hire or train behavioral health workers to provide or expand any of the services or supports listed above.

**C. CONNECT PEOPLE WHO NEED HELP TO THE HELP THEY NEED**  
**(CONNECTIONS TO CARE)**

Provide connections to care for people who have—or are at risk of developing—OUD and any co-occurring SUD/MH conditions through evidence-based or evidence-informed programs or strategies that may include, but are not limited to, those that:

1. Ensure that health care providers are screening for OUD and other risk factors and know how to appropriately counsel and treat (or refer if necessary) a patient for OUD treatment.
2. Fund SBIRT programs to reduce the transition from use to disorders, including SBIRT services to pregnant women who are uninsured or not eligible for Medicaid.
3. Provide training and long-term implementation of SBIRT in key systems (health, schools, colleges, criminal justice, and probation), with a focus on youth and young adults when transition from misuse to opioid disorder is common.
4. Purchase automated versions of SBIRT and support ongoing costs of the technology.
5. Expand services such as navigators and on-call teams to begin MAT in hospital emergency departments.
6. Provide training for emergency room personnel treating opioid overdose patients on post-discharge planning, including community referrals for MAT, recovery case management or support services.
7. Support hospital programs that transition persons with OUD and any co-occurring SUD/MH conditions, or persons who have experienced an opioid overdose, into clinically appropriate follow-up care through a bridge clinic or similar approach.
8. Support crisis stabilization centers that serve as an alternative to hospital emergency departments for persons with OUD and any co-occurring SUD/MH conditions or persons that have experienced an opioid overdose.
9. Support the work of Emergency Medical Systems, including peer support specialists, to connect individuals to treatment or other appropriate services following an opioid overdose or other opioid-related adverse event.
10. Provide funding for peer support specialists or recovery coaches in emergency departments, detox facilities, recovery centers, recovery housing, or similar settings; offer services, supports, or connections to care to persons with OUD and any co-occurring SUD/MH conditions or to persons who have experienced an opioid overdose.
11. Expand warm hand-off services to transition to recovery services.
12. Create or support school-based contacts that parents can engage with to seek immediate treatment services for their child; and support prevention, intervention, treatment, and recovery programs focused on young people.
13. Develop and support best practices on addressing OUD in the workplace.
14. Support assistance programs for health care providers with OUD.

15. Engage non-profits and the faith community as a system to support outreach for treatment.
16. Support centralized call centers that provide information and connections to appropriate services and supports for persons with OUD and any co-occurring SUD/MH conditions.

**D. ADDRESS THE NEEDS OF CRIMINAL JUSTICE-INVOLVED PERSONS**

Address the needs of persons with OUD and any co-occurring SUD/MH conditions who are involved in, are at risk of becoming involved in, or are transitioning out of the criminal justice system through evidence-based or evidence-informed programs or strategies that may include, but are not limited to, those that:

1. Support pre-arrest or pre-arraignment diversion and deflection strategies for persons with OUD and any co-occurring SUD/MH conditions, including established strategies such as:
  1. Self-referral strategies such as the Angel Programs or the Police Assisted Addiction Recovery Initiative (“*PAARF*”);
  2. Active outreach strategies such as the Drug Abuse Response Team (“*DART*”) model;
  3. “Naloxone Plus” strategies, which work to ensure that individuals who have received naloxone to reverse the effects of an overdose are then linked to treatment programs or other appropriate services;
  4. Officer prevention strategies, such as the Law Enforcement Assisted Diversion (“*LEAD*”) model;
  5. Officer intervention strategies such as the Leon County, Florida Adult Civil Citation Network or the Chicago Westside Narcotics Diversion to Treatment Initiative; or
  6. Co-responder and/or alternative responder models to address OUD-related 911 calls with greater SUD expertise.
2. Support pre-trial services that connect individuals with OUD and any co-occurring SUD/MH conditions to evidence-informed treatment, including MAT, and related services.
3. Support treatment and recovery courts that provide evidence-based options for persons with OUD and any co-occurring SUD/MH conditions.
4. Provide evidence-informed treatment, including MAT, recovery support, harm reduction, or other appropriate services to individuals with OUD and any co-occurring SUD/MH conditions who are incarcerated in jail or prison.

5. Provide evidence-informed treatment, including MAT, recovery support, harm reduction, or other appropriate services to individuals with OUD and any co-occurring SUD/MH conditions who are leaving jail or prison or have recently left jail or prison, are on probation or parole, are under community corrections supervision, or are in re-entry programs or facilities.
6. Support critical time interventions (“CTI”), particularly for individuals living with dual-diagnosis OUD/serious mental illness, and services for individuals who face immediate risks and service needs and risks upon release from correctional settings.
7. Provide training on best practices for addressing the needs of criminal justice-involved persons with OUD and any co-occurring SUD/MH conditions to law enforcement, correctional, or judicial personnel or to providers of treatment, recovery, harm reduction, case management, or other services offered in connection with any of the strategies described in this section.

**E. ADDRESS THE NEEDS OF PREGNANT OR PARENTING WOMEN AND THEIR FAMILIES, INCLUDING BABIES WITH NEONATAL ABSTINENCE SYNDROME**

Address the needs of pregnant or parenting women with OUD and any co-occurring SUD/MH conditions, and the needs of their families, including babies with neonatal abstinence syndrome (“NAS”), through evidence-based or evidence-informed programs or strategies that may include, but are not limited to, those that:

1. Support evidence-based or evidence-informed treatment, including MAT, recovery services and supports, and prevention services for pregnant women—or women who could become pregnant—who have OUD and any co-occurring SUD/MH conditions, and other measures to educate and provide support to families affected by Neonatal Abstinence Syndrome.
2. Expand comprehensive evidence-based treatment and recovery services, including MAT, for uninsured women with OUD and any co-occurring SUD/MH conditions for up to 12 months postpartum.
3. Provide training for obstetricians or other healthcare personnel who work with pregnant women and their families regarding treatment of OUD and any co-occurring SUD/MH conditions.
4. Expand comprehensive evidence-based treatment and recovery support for NAS babies; expand services for better continuum of care with infant-parent dyad; and expand long-term treatment and services for medical monitoring of NAS babies and their families.
5. Provide training to health care providers who work with pregnant or parenting women on best practices for compliance with federal requirements that children born with NAS get referred to appropriate services and receive a plan of safe care.

6. Provide child and family supports for parenting women with OUD and any co-occurring SUD/MH conditions.
7. Provide enhanced family support and child care services for parents with OUD and any co-occurring SUD/MH conditions.
8. Provide enhanced support for children and family members suffering trauma as a result of addiction in the family; and offer trauma-informed behavioral health treatment for adverse childhood events.
9. Offer home-based wrap-around services to persons with OUD and any co-occurring SUD/MH conditions, including, but not limited to, parent skills training.
10. Provide support for Children’s Services—Fund additional positions and services, including supportive housing and other residential services, relating to children being removed from the home and/or placed in foster care due to custodial opioid use.

PART TWO: PREVENTION
----------------------

**F. PREVENT OVER-PRESCRIBING AND ENSURE APPROPRIATE PRESCRIBING AND DISPENSING OF OPIOIDS**

Support efforts to prevent over-prescribing and ensure appropriate prescribing and dispensing of opioids through evidence-based or evidence-informed programs or strategies that may include, but are not limited to, the following:

1. Funding medical provider education and outreach regarding best prescribing practices for opioids consistent with the Guidelines for Prescribing Opioids for Chronic Pain from the U.S. Centers for Disease Control and Prevention, including providers at hospitals (academic detailing).
2. Training for health care providers regarding safe and responsible opioid prescribing, dosing, and tapering patients off opioids.
3. Continuing Medical Education (CME) on appropriate prescribing of opioids.
4. Providing Support for non-opioid pain treatment alternatives, including training providers to offer or refer to multi-modal, evidence-informed treatment of pain.
5. Supporting enhancements or improvements to Prescription Drug Monitoring Programs (“PDMPs”), including, but not limited to, improvements that:
  1. Increase the number of prescribers using PDMPs;
  2. Improve point-of-care decision-making by increasing the quantity, quality, or format of data available to prescribers using PDMPs, by improving the interface that prescribers use to access PDMP data, or both; or



3. Enable states to use PDMP data in support of surveillance or intervention strategies, including MAT referrals and follow-up for individuals identified within PDMP data as likely to experience OUD in a manner that complies with all relevant privacy and security laws and rules.
6. Ensuring PDMPs incorporate available overdose/naloxone deployment data, including the United States Department of Transportation’s Emergency Medical Technician overdose database in a manner that complies with all relevant privacy and security laws and rules.
7. Increasing electronic prescribing to prevent diversion or forgery.
8. Educating dispensers on appropriate opioid dispensing.

## **G. PREVENT MISUSE OF OPIOIDS**

Support efforts to discourage or prevent misuse of opioids through evidence-based or evidence-informed programs or strategies that may include, but are not limited to, the following:

1. Funding media campaigns to prevent opioid misuse.
2. Corrective advertising or affirmative public education campaigns based on evidence.
3. Public education relating to drug disposal.
4. Drug take-back disposal or destruction programs.
5. Funding community anti-drug coalitions that engage in drug prevention efforts.
6. Supporting community coalitions in implementing evidence-informed prevention, such as reduced social access and physical access, stigma reduction—including staffing, educational campaigns, support for people in treatment or recovery, or training of coalitions in evidence-informed implementation, including the Strategic Prevention Framework developed by the U.S. Substance Abuse and Mental Health Services Administration (“SAMHSA”).
7. Engaging non-profits and faith-based communities as systems to support prevention.
8. Funding evidence-based prevention programs in schools or evidence-informed school and community education programs and campaigns for students, families, school employees, school athletic programs, parent-teacher and student associations, and others.
9. School-based or youth-focused programs or strategies that have demonstrated effectiveness in preventing drug misuse and seem likely to be effective in preventing the uptake and use of opioids.

10. Create or support community-based education or intervention services for families, youth, and adolescents at risk for OUD and any co-occurring SUD/MH conditions.
11. Support evidence-informed programs or curricula to address mental health needs of young people who may be at risk of misusing opioids or other drugs, including emotional modulation and resilience skills.
12. Support greater access to mental health services and supports for young people, including services and supports provided by school nurses, behavioral health workers or other school staff, to address mental health needs in young people that (when not properly addressed) increase the risk of opioid or another drug misuse.

## **H. PREVENT OVERDOSE DEATHS AND OTHER HARMS (HARM REDUCTION)**

Support efforts to prevent or reduce overdose deaths or other opioid-related harms through evidence-based or evidence-informed programs or strategies that may include, but are not limited to, the following:

1. Increased availability and distribution of naloxone and other drugs that treat overdoses for first responders, overdose patients, individuals with OUD and their friends and family members, schools, community navigators and outreach workers, persons being released from jail or prison, or other members of the general public.
2. Public health entities providing free naloxone to anyone in the community.
3. Training and education regarding naloxone and other drugs that treat overdoses for first responders, overdose patients, patients taking opioids, families, schools, community support groups, and other members of the general public.
4. Enabling school nurses and other school staff to respond to opioid overdoses, and provide them with naloxone, training, and support.
5. Expanding, improving, or developing data tracking software and applications for overdoses/naloxone revivals.
6. Public education relating to emergency responses to overdoses.
7. Public education relating to immunity and Good Samaritan laws.
8. Educating first responders regarding the existence and operation of immunity and Good Samaritan laws.
9. Syringe service programs and other evidence-informed programs to reduce harms associated with intravenous drug use, including supplies, staffing, space, peer support services, referrals to treatment, fentanyl checking, connections to care, and the full range of harm reduction and treatment services provided by these programs.

10. Expanding access to testing and treatment for infectious diseases such as HIV and Hepatitis C resulting from intravenous opioid use.
11. Supporting mobile units that offer or provide referrals to harm reduction services, treatment, recovery supports, health care, or other appropriate services to persons that use opioids or persons with OUD and any co-occurring SUD/MH conditions.
12. Providing training in harm reduction strategies to health care providers, students, peer recovery coaches, recovery outreach specialists, or other professionals that provide care to persons who use opioids or persons with OUD and any co-occurring SUD/MH conditions.
13. Supporting screening for fentanyl in routine clinical toxicology testing.

<b>PART THREE: OTHER STRATEGIES</b>
-------------------------------------

**I. FIRST RESPONDERS**

In addition to items in section C, D and H relating to first responders, support the following:

1. Education of law enforcement or other first responders regarding appropriate practices and precautions when dealing with fentanyl or other drugs.
2. Provision of wellness and support services for first responders and others who experience secondary trauma associated with opioid-related emergency events.

**J. LEADERSHIP, PLANNING AND COORDINATION**

Support efforts to provide leadership, planning, coordination, facilitations, training and technical assistance to abate the opioid epidemic through activities, programs, or strategies that may include, but are not limited to, the following:

1. Statewide, regional, local or community regional planning to identify root causes of addiction and overdose, goals for reducing harms related to the opioid epidemic, and areas and populations with the greatest needs for treatment intervention services, and to support training and technical assistance and other strategies to abate the opioid epidemic described in this opioid abatement strategy list.
2. A dashboard to (a) share reports, recommendations, or plans to spend opioid settlement funds; (b) to show how opioid settlement funds have been spent; (c) to report program or strategy outcomes; or (d) to track, share or visualize key opioid- or health-related indicators and supports as identified through collaborative statewide, regional, local or community processes.
3. Invest in infrastructure or staffing at government or not-for-profit agencies to support collaborative, cross-system coordination with the purpose of preventing

overprescribing, opioid misuse, or opioid overdoses, treating those with OUD and any co-occurring SUD/MH conditions, supporting them in treatment or recovery, connecting them to care, or implementing other strategies to abate the opioid epidemic described in this opioid abatement strategy list.

4. Provide resources to staff government oversight and management of opioid abatement programs.

## **K. TRAINING**

In addition to the training referred to throughout this document, support training to abate the opioid epidemic through activities, programs, or strategies that may include, but are not limited to, those that:

1. Provide funding for staff training or networking programs and services to improve the capability of government, community, and not-for-profit entities to abate the opioid crisis.
2. Support infrastructure and staffing for collaborative cross-system coordination to prevent opioid misuse, prevent overdoses, and treat those with OUD and any co-occurring SUD/MH conditions, or implement other strategies to abate the opioid epidemic described in this opioid abatement strategy list (*e.g.*, health care, primary care, pharmacies, PDMPs, etc.).

## **L. RESEARCH**

Support opioid abatement research that may include, but is not limited to, the following:

1. Monitoring, surveillance, data collection and evaluation of programs and strategies described in this opioid abatement strategy list.
2. Research non-opioid treatment of chronic pain.
3. Research on improved service delivery for modalities such as SBIRT that demonstrate promising but mixed results in populations vulnerable to opioid use disorders.
4. Research on novel harm reduction and prevention efforts such as the provision of fentanyl test strips.
5. Research on innovative supply-side enforcement efforts such as improved detection of mail-based delivery of synthetic opioids.
6. Expanded research on swift/certain/fair models to reduce and deter opioid misuse within criminal justice populations that build upon promising approaches used to address other substances (*e.g.*, Hawaii HOPE and Dakota 24/7).

7. Epidemiological surveillance of OUD-related behaviors in critical populations, including individuals entering the criminal justice system, including, but not limited to approaches modeled on the Arrestee Drug Abuse Monitoring (“ADAM”) system.
8. Qualitative and quantitative research regarding public health risks and harm reduction opportunities within illicit drug markets, including surveys of market participants who sell or distribute illicit opioids.
9. Geospatial analysis of access barriers to MAT and their association with treatment engagement and treatment outcomes.

## **EXHIBIT F**

### **List of States and Overall Allocation Percentages**

<b>Alabama</b>	1.6491291250%
<b>Alaska</b>	0.2619596435%
<b>American Samoa</b>	0.0174609943%
<b>Arizona</b>	2.3755949882%
<b>Arkansas</b>	0.9713856799%
<b>California</b>	9.9213830698%
<b>Colorado</b>	1.6616291219%
<b>Connecticut</b>	1.3399918096%
<b>Delaware</b>	0.4951498892%
<b>District of Columbia</b>	0.2078293111%
<b>Florida</b>	7.0259134409%
<b>Georgia</b>	2.7882080114%
<b>Guam</b>	0.0513089852%
<b>Hawaii</b>	0.3443244815%
<b>Idaho</b>	0.5297889112%
<b>Illinois</b>	3.3263363702%
<b>Indiana</b>	2.2168933059%
<b>Iowa</b>	0.7611448951%
<b>Kansas</b>	0.8077259480%
<b>Kentucky</b>	2.1047890943%
<b>Louisiana</b>	1.5229786769%
<b>Maine</b>	0.5651006743%
<b>Maryland</b>	2.1106090494%
<b>Massachusetts</b>	2.3035761083%
<b>Michigan</b>	3.4020234989%
<b>Minnesota</b>	1.2972597706%
<b>Mississippi</b>	0.8942157086%
<b>Missouri</b>	2.0056475170%
<b>Montana</b>	0.3457758645%
<b>N. Mariana Islands</b>	0.0188110001%
<b>Nebraska</b>	0.4313919963%
<b>Nevada</b>	1.2547155559%
<b>New Hampshire</b>	0.6311550689%
<b>New Jersey</b>	2.7551354545%
<b>New Mexico</b>	0.8623532836%
<b>New York</b>	5.3903813405%

<b>North Carolina</b>	3.2502525994%
<b>North Dakota</b>	0.1878951417%
<b>Ohio</b>	4.3567051408%
<b>Oklahoma</b>	0.3053135060%
<b>Oregon</b>	1.4309172888%
<b>Pennsylvania</b>	4.5882419559%
<b>Puerto Rico</b>	0.7295764154%
<b>Rhode Island</b>	0.4942737092%
<b>South Carolina</b>	1.5905629933%
<b>South Dakota</b>	0.2193860923%
<b>Tennessee</b>	2.6881474977%
<b>Texas</b>	6.2932157196%
<b>Utah</b>	1.1945774957%
<b>Vermont</b>	0.2876050633%
<b>Virgin Islands</b>	0.0343504215%
<b>Virginia</b>	2.2801150757%
<b>Washington</b>	2.3189040182%
<b>West Virginia</b>	1.1438786260%
<b>Wisconsin</b>	1.7582560561%
<b>Wyoming</b>	0.1987475390%

## **EXHIBIT G**

### **Subdivisions Eligible to become Participating Subdivisions and Default Subdivision Fund Allocation Percentages**

The Subdivisions set forth on this Exhibit G are eligible to become Participating Subdivisions. By default, the Subdivisions set forth on this Exhibit G shall include: (1) all Litigating Subdivisions; (2) all counties and parishes in States with functional counties or parishes; (3) all Subdivisions that are the highest level of general purpose government in States without functional counties or parishes; and (4) all other Subdivisions with a population of 10,000 or greater. A State may elect to add any additional Subdivisions to this Exhibit G at any time prior to the Initial Participation Date.

Immediately upon the effectiveness of any State-Subdivision Agreement, Allocation Statute, Statutory Trust, or voluntary redistribution allowed by subsection VI.D.3 (or upon the effectiveness of an amendment to any State-Subdivision Agreement, Allocation Statute, Statutory Trust, or voluntary redistribution allowed by subsection VI.D.3) that addresses allocation from the Subdivision Fund, whether before or after the Initial Participation Date, this Exhibit G will automatically be amended to reflect the allocation from the Subdivision Fund pursuant to the State-Subdivision Agreement, Allocation Statute, Statutory Trust, or voluntary redistribution allowed by subsection VI.D.3.

For the avoidance of doubt, inclusion on this Exhibit G shall not create any claim for any amount of the Settlement Fund, and no such amounts shall be allocated or distributed to any Subdivision included herein if such Subdivision does not otherwise meet all requirements to receive any such funds pursuant to the Agreement.

The Parties recognize the benefits of remediation funds reaching all communities, including through direct payments from the Subdivision Fund. However, to promote efficiency in the use of such funds and avoid administratively-burdensome disbursements that would be too small to add a meaningful abatement response, certain Subdivisions do not receive a direct allocation from the Subdivision Fund. However, such Subdivisions will benefit from Opioid Remediation in their community, and are eligible to receive direct benefits from the Abatement Accounts Fund in their State. All settlement funds, whether allocated to a Settling State, an Abatement Accounts Fund or a Subdivision listed on this Exhibit G can be used for Opioid Remediation in communities not listed herein.

As provided by subsection VI.D.4.c, the Allocation Percentages shown below apply to distribution of each Settling State's Subdivision Fund in the absence of a State-Subdivision Agreement, Allocation Statute, or Statutory Trust. The allocation that would have otherwise gone to Subdivisions not listed below as receiving a direct allocation shall be (1) directed to the county or parish in which such Subdivision is located in Settling States with functional counties or parishes if the relevant county or parish is a Participating Subdivision or (2) to the highest-level general purpose government in which such Subdivision is located in Settling States without functional counties or parishes if the relevant highest-level general purpose government is a Participating Subdivision. Where the relevant county, parish or highest-level General Purpose Government is not a Participating Subdivision, allocations of General Purpose Subdivisions not



listed below as eligible to become Participating Subdivisions shall be allocated pursuant to subsection VII.I. The redirecting of funds described in this paragraph is intended to promote the efficient use of Opioid Remediation funds while keeping, where possible, local control of the distribution of those funds.

This Exhibit G will be updated with Subdivisions eligible to become Participating Subdivisions pursuant to subsection I.77.

## **EXHIBIT H**

### **Participation Tier Determination\***

<b>Participation Tier</b>	<b>Settling States as of the Payment Date (beginning in Payment Year 1)</b>	<b>Percentage of Litigating Subdivisions that Are Participating Subdivisions and/or Subdivisions Subject to a Bar, Case-Specific Resolution, or Settlement Class Resolution in effect as of the Payment Date (beginning in Payment Year 1)</b>	<b>Percentage of Non-Litigating Subdivisions with Populations over 10,000 that Are Participating Subdivisions and/or Subdivisions Subject to a Bar, Case-Specific Resolution, or Settlement Class resolution in effect as of the Payment Date (beginning in Payment Year 1)</b>
1	44	95%	90%
2	45	96%	96%
3	46	97%	97%
4	48	98%	97%

\* The following conditions apply to the determination of Participation Tiers:

1. For the sole purpose of the Participation Tier determination under this Exhibit, the States used to calculate each criterion (including the percentages of Litigating and Non-Litigating Subdivisions in Settling States that are Participating Subdivisions) will include each of the 50 states in the United States, excluding the District of Columbia, American Samoa, Guam, the Northern Mariana Islands, Puerto Rico, and the U.S. Virgin Islands.
2. Assessment of Subdivision participation percentage will be national in scope.
3. For purposes of determining Participation Tiers, “Litigating Subdivisions” includes Special Districts that have brought any Released Claims against any Released Entities. Special Districts shall have their population measured as set forth in subsection XIII.C.
4. The percentage of Litigating Subdivisions and percentage of Non-Litigating Subdivisions with populations over 10,000 will be calculated as follows: Each Litigating Subdivision and each Non-Litigating Subdivision with a population over 10,000 in the States used to calculate the Participation Tier will be assigned a metric reflecting both population and severity (the “Population-Severity Metric”). The Population-Severity Metric shall be the Subdivision’s population plus the Subdivision’s population multiplied by the severity factor for the State of the Subdivision (the severity factors for each State are attached as Exhibit T hereto) and then divided in two, thus giving 50% weight to each of population and population multiplied by the severity factor. The denominator for each percentage shall be the sum total of the Population-Severity Metric for all the Subdivisions in the

relevant category (Litigating Subdivisions or Non-Litigating Subdivisions with populations over 10,000) in the Settling States, notwithstanding that persons may be included within the population (and therefore the Population-Severity Metric) of more than one Subdivision. The numerator will be the sum total of the Population-Severity Metrics of all Subdivisions in the relevant category of Subdivision (*i.e.*, Litigating Subdivisions or Non-Litigating Subdivisions with populations over 10,000) in the Settling States that are either Participating Subdivisions or are subject to a Bar, Case-Specific Resolution, or Settlement Class Resolution, notwithstanding that persons may be included within the population of more than one Subdivision. For the avoidance of doubt, Subdivisions in Non-Settling States are excluded from both the denominator and numerator of the calculations for the percentage of Litigating Subdivisions and percentage of Non-Litigating Subdivisions with populations over 10,000.

5. When the Participation Tier is redetermined annually, Later Participating Subdivisions described in Section VII.E.3 or Section VII.E.4 shall not be included as Participating Subdivisions, and for Subdivisions subject to a Bar, Case-Specific Resolution, or Settlement Class Resolution to be included, the Bar, Case-Specific Resolution, or Settlement Class Resolution must have been in effect both as of the relevant Payment Date and for the entire period since the prior Payment Date.
6. Subdivisions with populations over 10,000 are listed on Exhibit I.

**EXHIBIT I**

**Primary Subdivisions and Subdivisions over 10,000**

[Distributor Agreement Exhibit I to be inserted]

## **EXHIBIT J**

### **Janssen Predecessors and Former Affiliates**

The following includes a non-exclusive list of Janssen's predecessors and former affiliates:

1. Janssen Pharmaceutica, Inc.
2. Janssen Pharmaceutica N.V.
3. Janssen-Cilag Manufacturing, LLC
4. Janssen Global Services, LLC
5. Janssen Ortho LLC
6. Janssen Products, LP
7. Janssen Research & Development, LLC
8. Janssen Supply Group, LLC
9. Janssen Scientific Affairs, LLC
10. JOM Pharmaceutical Services, Inc.
11. OMJ Pharmaceuticals, Inc.
12. Ortho-McNeil Finance Co.
13. Ortho-McNeil Pharmaceutical
14. Ortho-McNeil-Janssen Pharmaceuticals
15. Ortho-McNeil Pharmaceutical Services Division
16. Ortho-McNeil Neurologic
17. Patriot Pharmaceuticals, LLC
18. Pricara, Ortho-McNeil-Janssen Pharmaceuticals
19. Alza Corp.
20. Alza Development Corp.
21. Janssen Supply Chain, Alza Corp.
22. Noramco, Inc.
23. Tasmanian Alkaloids PTY LTD.

## **EXHIBIT K**

### **Settlement Participation Form**

Governmental Entity:	State:
Authorized Official:	
Address 1:	
Address 2:	
City, State, Zip:	
Phone:	
Email:	

The governmental entity identified above (“Governmental Entity”), in order to obtain and in consideration for the benefits provided to the Governmental Entity pursuant to the Settlement Agreement dated July 21, 2021 (“Janssen Settlement”), and acting through the undersigned authorized official, hereby elects to participate in the Janssen Settlement, release all Released Claims against all Released Entities, and agrees as follows.

1. The Governmental Entity is aware of and has reviewed the Janssen Settlement, understands that all terms in this Election and Release have the meanings defined therein, and agrees that by this Election, the Governmental Entity elects to participate in the Janssen Settlement and become a Participating Subdivision as provided therein.
2. The Governmental Entity shall, within 14 days of the Reference Date and prior to the filing of the Consent Judgment, dismiss with prejudice any Released Claims that it has filed.
3. The Governmental Entity agrees to the terms of the Janssen Settlement pertaining to Subdivisions as defined therein.
4. By agreeing to the terms of the Janssen Settlement and becoming a Releasor, the Governmental Entity is entitled to the benefits provided therein, including, if applicable, monetary payments beginning after the Effective Date.
5. The Governmental Entity agrees to use any monies it receives through the Janssen Settlement solely for the purposes provided therein.
6. The Governmental Entity submits to the jurisdiction of the court in the Governmental Entity’s state where the Consent Judgment is filed for purposes limited to that court’s role as provided in, and for resolving disputes to the extent provided in, the Janssen Settlement.
7. The Governmental Entity has the right to enforce the Janssen Settlement as provided therein.

8. The Governmental Entity, as a Participating Subdivision, hereby becomes a Releasor for all purposes in the Janssen Settlement, including but not limited to all provisions of Section IV (Release), and along with all departments, agencies, divisions, boards, commissions, districts, instrumentalities of any kind and attorneys, and any person in their official capacity elected or appointed to serve any of the foregoing and any agency, person, or other entity claiming by or through any of the foregoing, and any other entity identified in the definition of Releasor, provides for a release to the fullest extent of its authority. As a Releasor, the Governmental Entity hereby absolutely, unconditionally, and irrevocably covenants not to bring, file, or claim, or to cause, assist or permit to be brought, filed, or claimed, or to otherwise seek to establish liability for any Released Claims against any Released Entity in any forum whatsoever. The releases provided for in the Janssen Settlement are intended by the Parties to be broad and shall be interpreted so as to give the Released Entities the broadest possible bar against any liability relating in any way to Released Claims and extend to the full extent of the power of the Governmental Entity to release claims. The Janssen Settlement shall be a complete bar to any Released Claim.
9. In connection with the releases provided for in the Janssen Settlement, each Governmental Entity expressly waives, releases, and forever discharges any and all provisions, rights, and benefits conferred by any law of any state or territory of the United States or other jurisdiction, or principle of common law, which is similar, comparable, or equivalent to § 1542 of the California Civil Code, which reads:

**General Release; extent.** A general release does not extend to claims that the creditor or releasing party does not know or suspect to exist in his or her favor at the time of executing the release that, if known by him or her, would have materially affected his or her settlement with the debtor or released party.

A Releasor may hereafter discover facts other than or different from those which it knows, believes, or assumes to be true with respect to the Released Claims, but each Governmental Entity hereby expressly waives and fully, finally, and forever settles, releases and discharges, upon the Effective Date, any and all Released Claims that may exist as of such date but which Releasors do not know or suspect to exist, whether through ignorance, oversight, error, negligence or through no fault whatsoever, and which, if known, would materially affect the Governmental Entities' decision to participate in the Janssen Settlement.

10. Nothing herein is intended to modify in any way the terms of the Janssen Settlement, to which Governmental Entity hereby agrees. To the extent this Election and Release is interpreted differently from the Janssen Settlement in any respect, the Janssen Settlement controls.

I have all necessary power and authorization to execute this Election and Release on behalf of the Governmental Entity.

Signature: \_\_\_\_\_

Name: \_\_\_\_\_

Title: \_\_\_\_\_

Date: \_\_\_\_\_



## **EXHIBIT L**

### **Settlement Fund Administrator**

This Exhibit L will be appended to the Agreement prior to the Initial Participation Date pursuant to subsection I.66.

## **EXHIBIT M**

### **Settlement Payment Schedule**

<b>Payment # /Year</b>	<b>Suspension Applies to:</b>	<b>Atty Fee, Costs &amp; Additional Restitution Amount</b>	<b>Base</b>	<b>Incentives A, B &amp; C (maximum)</b>	<b>Incentive D (Lookback Payment)</b>	<b>Credit</b>	<b>Total</b>
Payment 1 ED+90 days	None	\$103,244,576	\$282,175,271	---	---	\$14,580,153	\$400,000,000
Payment 2 July 2022	None	---	\$658,320,615	---	---	---	\$658,320,615
Payment 3 July 2023	Bonus	\$93,629,192	---	\$526,905,161	---	\$71,145,032	\$691,679,385
Payment 4 July 2024	Bonus	\$93,629,191	\$259,273,971	\$549,768,597	---	\$47,328,241	\$950,000,000
Payment 5 July 2025	Bonus	\$43,720,414	\$262,463,219	\$634,274,384	---	\$59,541,983	\$1,000,000,000
Payment 6 July 2026	Bonus	\$43,720,414	\$105,720,216	\$54,325,273	---	\$12,900,764	\$216,666,667
Payment 7 July 2027	Bonus & lookback	\$43,720,414	\$63,074,061	\$54,325,273	\$42,646,154	\$12,900,765	\$216,666,667
Payment 8 July 2028	Bonus & lookback	\$43,720,414	\$63,074,060	\$54,325,272	\$42,646,154	\$12,900,766	\$216,666,666
Payment 9 July 2029	Bonus & lookback	---	\$82,748,246	\$78,371,501	\$42,646,154	\$12,900,766	\$216,666,667
Payment 10 July 2030	Base, bonus & lookback	---	\$82,748,248	\$78,371,500	\$42,646,154	\$12,900,765	\$216,666,667
Payment 11 July 2031	Base, bonus & lookback	---	\$82,748,248	\$78,371,500	\$42,646,153	\$12,900,765	\$216,666,666
<b>Total</b>		<b>\$465,384,615</b>	<b>\$1,942,346,155</b>	<b>\$2,109,038,461</b>	<b>\$213,230,769</b>	<b>\$270,000,000</b>	<b>\$5,000,000,000</b>

**NOTES:**

- Any adjustments to attorneys' fees and costs will be addressed in the separate attorneys' fees and costs agreement.

2. The attorneys' fees and costs included in the schedule include the Additional Restitution Amount, which will be paid in lieu of attorneys' fees to Settling States listed on Exhibit N.
3. Any offsets under Section V would also be deducted from the base, Incentive B & C maximum, and Incentive D lookback payments and applied proportionately to all payments.
4. Accelerated payments for Incentive A would adjust figures for base and Incentive B & C payments.
5. The dates of payments shown on the schedule are approximate, and will be determined by subsection V.B.1.

## **EXHIBIT N**

### **Additional Restitution Amount Allocation**

<b>Alabama</b>	2.1169269268%
<b>Alaska</b>	0.3443798454%
<b>American Samoa</b>	0.0219613287%
<b>Arizona</b>	2.9452135100%
<b>California</b>	13.1510781360%
<b>Colorado</b>	2.1897380150%
<b>Connecticut</b>	1.7275419499%
<b>Delaware</b>	0.6508743856%
<b>District of Columbia</b>	0.2811929384%
<b>Georgia</b>	3.7040606512%
<b>Guam</b>	0.0665280480%
<b>Hawaii</b>	0.4710748102%
<b>Illinois</b>	4.3924998997%
<b>Indiana</b>	2.7750263890%
<b>Iowa</b>	1.0610119129%
<b>Kansas</b>	1.0960862986%
<b>Louisiana</b>	2.0857625133%
<b>Maine</b>	0.7470015721%
<b>Maryland</b>	2.6658205590%
<b>Massachusetts</b>	2.9180077435%
<b>Michigan</b>	4.3144215263%
<b>Minnesota</b>	1.7616910858%
<b>Missouri</b>	2.5748706956%
<b>Montana</b>	0.4612247807%
<b>N. Mariana Islands</b>	0.0240110183%
<b>Nebraska</b>	0.5931074216%
<b>New York</b>	8.4314865530%
<b>North Carolina</b>	4.1880762974%
<b>North Dakota</b>	0.2646479540%
<b>Oregon</b>	1.8098698760%
<b>Pennsylvania</b>	5.6817646992%
<b>Rhode Island</b>	0.6444665757%
<b>South Carolina</b>	2.0610356358%
<b>Tennessee</b>	3.3570652958%
<b>Texas</b>	10.8573789344%
<b>Utah</b>	1.5481963920%

<b>Vermont</b>	0.3893298238%
<b>Virgin Islands</b>	0.0453295506%
<b>Virginia</b>	3.0182689455%
<b>Wisconsin</b>	2.2927931680%
<b>Wyoming</b>	0.2691763371%

## **EXHIBIT O**

### **Adoption of a State-Subdivision Agreement**

A State-Subdivision Agreement shall be applied if it meets the requirements of Section VI and is approved by the State and by the State's Subdivisions as follows:

1. *Requirements for Approval.* A State-Subdivision Agreement shall be deemed as agreed to when it has been approved by the State and either (a) Subdivisions whose aggregate "Population Percentages," determined as set forth below, total more than sixty percent (60%), or (b) Subdivisions whose aggregate Population Percentages total more than fifty percent (50%) provided that these Participating Subdivisions also represent fifteen percent (15%) or more of the State's counties or parishes (or, in the case of Settling States whose counties and parishes do not function as local governments, 15% of or more of the Settling State's non-county Subdivisions), by number.
2. *Approval Authority.* Approval by the State shall be by the Attorney General. Approval by a Subdivision shall be by the appropriate official or legislative body pursuant to the required procedures for that Subdivision to agree to a legally binding settlement.
3. *Population Percentage Calculation.* For purposes of this Exhibit O only, Population Percentages shall be determined as follows: For States with functional counties or parishes<sup>3</sup>, the Population Percentage of each county or parish shall be deemed to be equal to (a) (1) 200% of the population of such county or parish, minus (2) the aggregate population of all Primary Incorporated Municipalities located in such county or parish, divided by (b) 200% of the State's population. A "Primary Incorporated Municipality" means a city, town, village or other municipality incorporated under applicable state law with a population of at least 25,000 that is not located within another incorporated municipality. The Population Percentage of each Primary Incorporated Municipality shall be equal to its population (including the population of any incorporated or unincorporated municipality located therein) divided by 200% of the State's population; *provided* that the Population Percentage of a Primary Incorporated Municipality that is not located within a county shall be equal to 200% of its population (including the population of any incorporated or unincorporated municipality located therein) divided by 200% of the State's population. For all States that do not have functional counties or parishes, the Population Percentage of each non-county Subdivision (including any incorporated or unincorporated municipality located therein), shall be equal to its population divided by the State's population.
4. *Preexisting Agreements and Statutory Provisions.* A State may include with the notice to its Subdivisions an existing agreement, a proposed agreement, or statutory provisions regarding the distribution and use of settlement funds and have the acceptance of such an agreement or statutory provision be part of the requirements to be an Initial Participating Subdivision.

---

<sup>3</sup> Certain states do not have counties or parishes that have functional governments, including: Alaska, Connecticut, Massachusetts, Rhode Island, and Vermont.

5. *Revised Agreements.* A State-Subdivision Agreement that has been revised, supplemented, or refined shall be applied if it meets the requirements of Section VI and is approved by the State and by the State's Subdivisions pursuant to the terms above.

## **EXHIBIT P**

### **Injunctive Relief**

#### **A. Definitions Specific to this Exhibit**

1. “*Cancer-Related Pain Care*” means care that provides relief from pain resulting from a patient’s active cancer or cancer treatment as distinguished from treatment provided during remission.
2. “*Janssen*” means Johnson & Johnson, Janssen Pharmaceuticals, Inc., Ortho-McNeil-Janssen Pharmaceuticals, Inc., and Janssen Pharmaceutica, Inc. (collectively, “Janssen”), including all of their subsidiaries, predecessors, successors, current officers, directors, employees, representatives, agents, affiliates, parents, and assigns acting on behalf of Janssen in the United States.
3. “*End-of-Life Care*” means care for persons with a terminal illness or at high risk for dying in the near future in hospice care, hospitals, long-term care settings, or at home.
4. “*Health Care Provider*” means any U.S.-based physician or other health care practitioner who is licensed to provide health care services or to prescribe pharmaceutical products and any medical facility, practice, hospital, clinic, or pharmacy.
5. “*In-Kind Support*” means payment or assistance in the form of goods, commodities, services, or anything else of value.
6. “*Lobby*” and “*Lobbying*” shall have the same meaning as “lobbying activities” and “lobbying contacts” under the federal lobbying disclosure act, 2 U.S.C. § 1602 *et seq.*, and any analogous state or local provisions governing the person or entity being lobbied. As used in this document, “Lobby” and “Lobbying” include Lobbying directly or indirectly, through grantees or Third Parties.
7. “*Opioid(s)*” means all naturally occurring, synthetic, or semisynthetic substances that interact with opioid receptors and act like opium. For the avoidance of doubt, the term “Opioid(s)” does not include Imodium.
8. “*Opioid Product(s)*” means all current and future medications containing Opioids approved by the U.S. Food & Drug Administration (FDA) and listed by the DEA as Schedule II, III, or IV drugs pursuant to the federal Controlled Substances Act (including but not limited to buprenorphine, codeine, fentanyl, hydrocodone, hydromorphone, meperidine, methadone, morphine, oxycodone, oxymorphone, tapentadol, and tramadol). The term “Opioid Products(s)” shall not include (i) methadone and other substances when used exclusively to treat opioid abuse, addiction, or overdose; or (ii) raw materials, immediate precursors, and/or active pharmaceutical ingredients (APIs) used in the manufacture or study of Opioids or Opioid Products, but only when such materials, immediate precursors, and/or



APIs are sold or marketed exclusively to DEA-licensed manufacturers or DEA-licensed researchers.

9. “*OD*” means opioid use disorder defined in the *Diagnostic and Statistical Manual of Mental Disorders, Fifth Edition (DSM–5)*, as updated or amended.
10. “*Product(s) for the Treatment of Opioid-Induced Side Effects*” means any over-the-counter or prescription remedy used to treat those side effects identified on the FDA label for any Opioid Product, except that, for purposes of the Agreement, Product(s) for the Treatment of Opioid-Induced Side Effects shall not include products that treat OD or respiratory depression.
11. “*Promote*,” “*Promoting*,” “*Promotion*,” and “*Promotional*” means dissemination of information or other practices intended or reasonably anticipated to increase sales, prescriptions, or that attempts to influence prescribing practices in the United States. These terms shall not include the provision of scientific information or data in response to unsolicited requests from Health Care Providers or payors as allowed in subsection C.2.e-h.
12. “*Third Party(ies)*” means any person or entity other than Janssen or a government entity.
13. “*Treatment of Pain*” means the provision of therapeutic modalities to alleviate or reduce pain.
14. “*Unbranded Information*” means any information that does not identify a specific branded or generic product.

## **B. Ban on Selling and Manufacturing Opioids**

1. Janssen shall not manufacture or sell any Opioids or Opioid Products for distribution in the United States. Janssen represents that prior to the Effective Date, it de-listed all of its Opioid Products and no longer ships any of them to or within the United States. Janssen shall provide notice to the Settling States when the last of the inventory Janssen has shipped has expired.
2. Notwithstanding subsection B.1, above, Janssen may continue to manufacture Nucynta and Nucynta ER (collectively “Nucynta”) in accordance with the terms of its April 2, 2015 contract with Depomed, Inc., rights to which were assigned to Collegium Pharmaceutical, Inc. (“Collegium”) on February 13, 2020, so long as Janssen is not Promoting Nucynta, or selling Nucynta to anyone other than Collegium. Janssen shall not extend, amend, or otherwise alter the terms of its April 2, 2015 contract or enter into any similar agreement related to Nucynta or any other Opioid or Opioid Product. For the term of its April 2, 2015 contract, or until the expiration of subsection B.1, whichever is shorter, Janssen shall make an annual report to the Settling States showing the amount of Nucynta manufactured in accordance with the April 2, 2015 contract.

**C. Ban on Promotion**

1. Janssen shall not engage in Promotion of Opioids or Opioid Products including but not limited to, by:
  - a. Employing or contracting with sales representatives or other persons to Promote Opioids or Opioid Products to Health Care Providers or patients, or to persons involved in determining the Opioid Products included in formularies;
  - b. Using speakers, key opinion leaders, thought leaders, lecturers, and/or speaking events for Promotion of Opioids or Opioid Products;
  - c. Sponsoring, or otherwise providing financial support or In-Kind Support to medical education programs for Promotion of Opioids or Opioid Products;
  - d. Creating, sponsoring, operating, controlling, or otherwise providing financial support or In-Kind Support to any website, network, and/or social or other media account for the Promotion of Opioids or Opioid Products;
  - e. Creating, sponsoring, distributing, or otherwise providing financial support or In-Kind Support for materials Promoting Opioids or Opioid Products, including but not limited to brochures, newsletters, pamphlets, journals, books, and guides;
  - f. Creating, sponsoring, or otherwise providing financial support or In-Kind Support for advertisements that Promote Opioids or Opioid Products, including but not limited to internet advertisements or similar content, and providing hyperlinks or otherwise directing internet traffic to advertisements; and
  - g. Engaging in internet search engine optimization or other techniques designed to Promote Opioids or Opioid Products by improving rankings or making content appear among the top results in an internet search or otherwise be more visible or more accessible to the public on the internet.
2. Notwithstanding subsection C.1 directly above, Janssen may:
  - a. Maintain a corporate website;
  - b. Maintain a website for any Opioid Product that contains principally the following content: the FDA-approved package insert, medication guide, and labeling, and a statement directing patients or caregivers to speak with a licensed Health Care Provider;

- c. Provide information or support the provision of information as expressly required by law or any state or federal government agency with jurisdiction in [State];
- d. Provide the following by mail, electronic mail, on or through Janssen's corporate or product websites or through other electronic or digital methods: FDA-approved package insert, medication guide, approved labeling for Opioid Products, or other prescribing information for Opioid Products that are published by a state or federal government agency with jurisdiction in [State];
- e. Provide scientific and/or medical information in response to an unsolicited request by a Health Care Provider consistent with the standards set forth in the FDA's Draft Guidance for Industry, *Responding to Unsolicited Requests for Off-Label Information About Prescription Drugs and Medical Devices* (Dec. 2011) as updated or amended by the FDA, and Guidance for Industry, *Good Reprint Practices for the Distribution of Medical Journal Articles and Medical or Scientific Reference Publications on Unapproved New Uses of Approved Drugs and Approved or Cleared Medical Devices* (Jan. 2009) as updated or amended by the FDA;
- f. Provide a response to any unsolicited question or request from a patient or caregiver, directing the patient or caregiver to the FDA-approved labeling or to speak with a licensed Health Care Provider without describing the safety or effectiveness of Opioids or any Opioid Product or naming any specific provider or healthcare institution; or directing the patient or caregiver to speak with their insurance carrier regarding coverage of an Opioid Product;
- g. Provide Health Care Economic Information, as defined at 21 U.S.C. § 352(a), to a payor, formulary committee, or other similar entity with knowledge and expertise in the area of health care economic analysis consistent with standards set forth in the FDA's Draft Questions and Answers Guidance for Industry and Review Staff, *Drug and Device Manufacturer Communications With Payors, Formulary Committees, and Similar Entities* (Jan. 2018), as updated or amended by the FDA;
- h. Provide information relating solely to the pricing of any Opioid Product;
- i. Sponsor or provide financial support or In-Kind Support for an accredited or approved continuing medical education program required by either an FDA-approved Risk Evaluation and Mitigation Strategy (REMS) program or other federal or state law or regulation applicable in [State] through an independent Third Party, which shall be responsible for the program's content without the participation of Janssen; and

- j. Provide information in connection with patient support information on co-pay assistance and managing pain in End-of-Life Care and/or Cancer-Related Pain Care relating to the use of Opioids for managing such pain, as long as the information identifies Janssen as the source of the information.
- 3. Janssen shall not engage in the Promotion of Products for the Treatment of Opioid-Induced Side Effects, including but not limited to:
    - a. Employing or contracting with sales representatives or other persons to Promote Products for the Treatment of Opioid-Induced Side Effects to Health Care Providers or patients;
    - b. Using speakers, key opinion leaders, thought leaders, lecturers, and/or speaking events to Promote Products for the Treatment of Opioid-Induced Side Effects;
    - c. Sponsoring, or otherwise providing financial support or In-Kind Support to medical education programs that Promote Products for the Treatment of Opioid-Induced Side Effects;
    - d. Creating, sponsoring, or otherwise providing financial support or In-Kind Support for advertisements that Promote Products for the Treatment of Opioid-Induced Side Effects, including but not limited to internet advertisements or similar content, and providing hyperlinks or otherwise directing internet traffic to advertisements.
  - 4. Notwithstanding subsection C.3 directly above, Janssen may Promote Products for the Treatment of Opioid-Induced Side Effects so long as such Promotion does not associate the product with Opioids or Opioid Products.
  - 5. Treatment of Pain
    - a. Janssen shall not, either through Janssen or through Third Parties, engage in any conduct that Promotes the Treatment of Pain, except that Janssen may continue to Promote the Treatment of Pain with branded non-Opioids, including Tylenol and Motrin.
    - b. Janssen shall not, either through Janssen or through Third Parties, engage in any conduct that Promotes the concept that pain is undertreated, except in connection with Promoting the use of branded non-Opioids, including Tylenol and Motrin, for the Treatment of Pain.
    - c. Janssen shall not disseminate Unbranded Information, including Unbranded Information about a medical condition or disease state, that contains links to branded information about Opioid Products or that otherwise Promotes Opioids or Opioid Products.

6. Notwithstanding subsection C.5 above:
  - a. Janssen may Promote or provide educational information about the Treatment of Pain with non-Opioids or therapies such as acetaminophen or non-steroidal anti-inflammatory drugs (NSAIDs), including Promoting or providing educational information about such non-Opioids or therapies as alternatives to Opioid use, or as part of multimodal therapy which may include Opioid use, so long as such non-Opioid Promotional or educational information does not Promote Opioids or Opioid Products.
  - b. Janssen may provide educational information about the Treatment of Pain related to medical procedures involving devices manufactured or sold by Janssen, including educational information about Opioids or Opioid Products, so long as such information does not Promote Opioids or Opioid Products.
7. The Promotional conduct prohibited in subsection C is not prohibited insofar as it relates to the Promotion of Opioids or Opioid Products for Cancer-Related Pain Care or End-of-Life Care only, and so long as Janssen is identified as the sponsor or source of such Promotional conduct.

**D. No Financial Reward or Discipline Based on Volume of Opioid Sales**

1. Janssen shall not provide financial incentives to its sales and marketing employees or discipline its sales and marketing employees based upon sales volume or sales quotas for Opioid Products;
2. Janssen shall not offer or pay any remuneration (including any kickback, bribe, or rebate) directly or indirectly, to any person in return for the prescribing, sale, use, or distribution of an Opioid Product; and
3. Janssen's compensation policies and procedures shall ensure compliance with the Agreement.

**E. Ban on Funding/Grants to Third Parties**

1. Janssen shall not directly or indirectly provide financial support or In-Kind Support to any Third Party that primarily engages in conduct that Promotes Opioids, Opioid Products, or Products for the Treatment of Opioid-Induced Side Effects (subject to subsections C.2, C.4, and C.6), including educational programs or websites that Promote Opioids, Opioid Products, or Products for the Treatment of Opioid-Induced Side Effects, excluding financial support otherwise required by the Agreement, a court order, or by a federal or state agency.
2. Janssen shall not create, sponsor, provide financial support or In-Kind Support to, or otherwise operate or control any medical society or patient advocacy group that primarily engages in conduct that Promotes Opioids, Opioid Products, or Products for the Treatment of Opioid-Induced Side Effects.

3. Janssen shall not provide links to any Third Party website or materials or otherwise distribute materials created by a Third Party for the purpose of Promoting Opioids, Opioid Products, or Products for the Treatment of Opioid-Induced Side Effects (subject to subsections C.2, C.4, and C.6).
4. Janssen shall not use, assist, or employ any Third Party to engage in any activity that Janssen itself would be prohibited from engaging in pursuant to the Agreement. To the extent Janssen supports trade groups engaged in Lobbying, Janssen shall stipulate that such support not be used for any purpose prohibited by the Agreement.
5. Janssen shall not enter into any contract or agreement with any person or entity or otherwise attempt to influence any person or entity in such a manner that has the purpose or foreseeable effect of limiting the dissemination of information regarding the risks and side effects of using Opioids.
6. Janssen shall not compensate or support Health Care Providers or organizations to advocate for formulary access or treatment guideline changes for the purpose of increasing access to any Opioid Product through third-party payors, i.e., any entity, other than an individual, that pays or reimburses for the dispensing of prescription medicines, including but not limited to managed care organizations and pharmacy benefit managers.
7. No officer or management-level employee of Janssen may concurrently serve as a director, board member, employee, agent, or officer of any entity that primarily engages in conduct that Promotes Opioids, Opioid Products, or Products for the Treatment of Opioid-Induced Side Effects. For the avoidance of doubt, nothing in this provision shall preclude an officer or management-level employee of Janssen from concurrently serving on the board of a hospital.
8. Janssen shall play no role in appointing persons to the board, or hiring persons to the staff, of any entity that primarily engages in conduct that Promotes Opioids, Opioid Products, or Products for the Treatment of Opioid-Induced Side Effects. For the avoidance of doubt, nothing in this paragraph shall prohibit Janssen from fully and accurately responding to unsolicited requests or inquiries about a person's fitness to serve as an employee or Board member at any such entity.

**F. Lobbying Restrictions**

1. Janssen shall not Lobby for the enactment of any federal, state, or local legislative or regulatory provision that:
  - a. Encourages or requires Health Care Providers to prescribe Opioids or sanctions Health Care Providers for failing to prescribe Opioids or failing to treat pain with Opioids;
  - b. Has the effect of limiting access to any non-Opioid alternative pain treatments; or

- c. Pertains to the classification of any Opioid or Opioid Product as a scheduled drug under the Controlled Substances Act.
- 2. Janssen shall not Lobby against the enactment of any federal, state or local legislative or regulatory provision that supports:
  - a. The use of non-pharmacologic therapy and/or non-Opioid pharmacologic therapy to treat chronic pain over or instead of Opioid use, including but not limited to third party payment or reimbursement for such therapies;
  - b. The use and/or prescription of immediate release Opioids instead of extended release Opioids when Opioid use is initiated, including but not limited to third party reimbursement or payment for such prescriptions;
  - c. The prescribing of the lowest effective dose of an Opioid, including but not limited to third party reimbursement or payment for such prescription;
  - d. The limitation of initial prescriptions of Opioids to treat acute pain;
  - e. The prescribing and other means of distribution of naloxone to minimize the risk of overdose, including but not limited to third party reimbursement or payment for naloxone;
  - f. The use of urine testing before starting Opioid use and annual urine testing when Opioids are prescribed, including but not limited to third party reimbursement or payment for such testing;
  - g. Evidence-based treatment (such as using medication-assisted treatment with buprenorphine or methadone in combination with behavioral therapies) for OUD, including but not limited to third party reimbursement or payment for such treatment; or
  - h. The implementation or use of Opioid drug disposal systems.
- 3. Janssen shall not Lobby against the enactment of any federal, state or local legislative or regulatory provision expanding the operation or use of PDMPs, including but not limited to provisions requiring Health Care Providers to review PDMPs when Opioid use is initiated and with every prescription thereafter.
- 4. Notwithstanding the foregoing restrictions in subsections F.1-3, the following conduct is not restricted:
  - a. Challenging the enforcement of or suing for declaratory or injunctive relief with respect to legislation, rules, or regulations referred to in subsection F.1;
  - b. Communications made by Janssen in response to a statute, rule, regulation, or order requiring such communication;

- c. Communications by a Janssen representative appearing before a federal or state legislative or administrative body, committee, or subcommittee as a result of a mandatory order or subpoena commanding that person to testify;
  - d. Responding, in a manner consistent with the Agreement, to an unsolicited request for input on the passage of legislation or the promulgation of any rule or regulation when such request is submitted in writing specifically to Janssen from a government entity directly involved in the passage of that legislation or promulgation of that rule or regulation; or
  - e. Lobbying for or against provisions of legislation or regulation that address other subjects in addition to those identified in subsections F.1-3, so long as the company does not support specific portions of such legislation or regulation covered by subsection F.1 or oppose specific portions of such legislation or regulation covered by subsections F.2-3.
5. Janssen shall provide notice of the prohibitions in subsection F to all employees engaged in Lobbying; shall incorporate the prohibitions in subsection F into trainings provided to Janssen employees engaged in Lobbying; and shall certify to the Settling States that it has provided such notice and trainings to Janssen employees engaged in Lobbying.

**G. Ban on Prescription Savings Programs**

- 1. Janssen shall not directly or indirectly offer any discounts, coupons, rebates, or other methods which have the effect of reducing or eliminating a patient's co-payments or the cost of prescriptions (e.g., free trial prescriptions) for any Opioid Product.
- 2. Janssen shall not directly or indirectly provide financial support to any Third Party for discounts, coupons, rebates, or other methods which have the effect of reducing or eliminating a patient's co-payments or the cost of prescriptions (e.g., free trial prescriptions) for any Opioid Product.
- 3. Janssen shall not directly or indirectly assist patients, Health Care Providers, or pharmacies with the claims and/or prior authorization process required for third-party payors to approve payment for any Opioid Product.

**H. General Terms**

- 1. Janssen shall not make any written or oral statement about Opioids or any Opioid Product that is unfair, false, misleading, or deceptive as defined under the law of [State]. For purposes of this paragraph, "Opioid Product" shall also include methadone and other substances when used exclusively to treat opioid abuse, addiction, or overdose.



2. Janssen shall not represent that Opioids or any Opioid Product(s) have approvals, characteristics, uses, benefits, or qualities that they do not have. For purposes of this paragraph, “Opioid Product” shall also include methadone and other substances when used exclusively to treat opioid abuse, addiction, or overdose.
3. For the avoidance of doubt, the Agreement shall not be construed or used as a waiver or limitation of any defense otherwise available to Janssen in any action, and nothing in the Agreement is intended to or shall be construed to prohibit Janssen in any way whatsoever from taking legal or factual positions with regard to any Opioid Product(s) in defense of litigation or other legal proceedings.
4. Upon the request of the [State] Attorney General, Janssen shall provide the [State] Attorney General with copies of the following, within thirty (30) calendar days of the request:
  - a. Any litigation or civil or criminal law enforcement subpoenas or Civil Investigative Demands relating to Janssen’s Opioid Product(s); and
  - b. Warning or untitled letters issued by the FDA regarding Janssen’s Opioid Product(s) and all correspondence between Janssen and the FDA related to such letters.
5. The Agreement applies to conduct that results in the Promotion of Opioids or Opioid Products, or the Treatment of Pain inside the United States.
6. Janssen will enter into the Agreement solely for the purpose of settlement, and nothing contained therein may be taken as or construed to be an admission or concession of any violation of law, rule, or regulation, or of any other matter of fact or law, or of any liability or wrongdoing, all of which Janssen expressly denies. No part of the Agreement, including its statements and commitments, shall constitute evidence of any liability, fault, or wrongdoing by Janssen. The Agreement is not intended for use by any third party for any purpose, including submission to any court for any purpose.
7. Nothing in the Agreement shall be construed to limit or impair Janssen’s ability to:
  - a. Communicate its positions and respond to media inquiries concerning litigation, investigations, reports or other documents or proceedings relating to Janssen or its Opioid Products.
  - b. Maintain a website explaining its litigation positions and responding to allegations concerning its Opioid Products, including the website, [www.factsaboutourprescriptionopioids.com](http://www.factsaboutourprescriptionopioids.com).

**I. Compliance with All State Laws and Regulations Relating to the Sale, Promotion, and Distribution of Any Opioid Product**

1. Janssen shall comply with all applicable state laws and regulations that relate to the sale, promotion, distribution, and disposal of Opioids or Opioid Products, including conduct permitted by subsection B.2, provided that nothing in this paragraph requires Janssen to violate federal law or regulations, including but not limited to:
  - a. [State] Controlled Substances Act, including all guidance issued by the applicable state regulator(s);
  - b. [State] Consumer Protection Laws;
  - c. [State] laws, regulations, and guidelines related to opioid prescribing, distribution, and disposal; and
  - d. [State Specific Laws].

**J. Clinical Data Transparency**

1. Janssen agrees to continue sharing clinical trial data under the Yale University Open Data Access (YODA) Project to allow researchers qualified under the program to access the company's proprietary data under the terms of the project.
2. In the event Yale University discontinues or withdraws from the YODA Project agreement with Janssen, Janssen shall make its clinical research data regarding Opioids and Opioid Products, and any additional clinical research data that Janssen sponsors and controls regarding Opioids and Opioid Products, available to an independent entity that is the functional equivalent of the YODA Project under functionally equivalent terms.

**K. Enforcement**

1. For the purposes of resolving disputes with respect to compliance with this Exhibit, should any of the Settling States have a reasonable basis to believe that Janssen has engaged in a practice that violates a provision of this Exhibit subsequent to the Effective Date, such Settling State shall notify Janssen in writing of the specific objection, identify with particularity the provision of the Agreement that the practice appears to violate, and give Janssen thirty (30) days to respond in writing to the notification; provided, however, that a Settling State may take any action if the Settling State believes that, because of the specific practice, a threat to health or safety of the public requires immediate action.
2. Upon receipt of written notice, Janssen shall provide a good faith written response to the Settling State's notification, containing either a statement explaining why Janssen believes it is in compliance with this Exhibit of the Agreement, or a detailed explanation of how the alleged violation occurred and a statement

explaining how Janssen intends to remedy the alleged breach. Nothing in this section shall be interpreted to limit the [State's] civil investigative demand ("CID") or investigative subpoena authority, to the extent such authority exists under applicable law, and Janssen reserves all of its rights in responding to a CID or investigative subpoena issued pursuant to such authority. If Janssen notifies the Settling States in writing that two or more Settling States have notified Janssen of alleged violations, the Settling States that provided notice of alleged violations shall work in good faith to collectively resolve the alleged violation with Janssen before taking any enforcement action(s).

3. The Settling States may agree, in writing, to provide Janssen with additional time beyond thirty (30) days to respond to a notice provided under subsection K.1, above, without Court approval.
4. Upon giving Janssen thirty (30) days to respond to the notification described above, the Settling State shall also be permitted reasonable access to inspect and copy relevant, non-privileged, non-work product records and documents in possession, custody, or control of Janssen that relate to Janssen's compliance with each provision of the Agreement pursuant to that Settling State's CID or investigative subpoena authority.
5. The Settling State may assert any claim that Janssen has violated the Agreement in a separate civil action to enforce compliance with the Agreement, or may seek any other relief afforded by law for violations of the Agreement, but only after providing Janssen an opportunity to respond to the notification described in subsection K.1, above; provided, however, the Settling State may take any action if the Settling State believes that, because of the specific practice, a threat to the health or safety of the public requires immediate action.
6. In the event of a conflict between the requirements of the Agreement and any other law, regulation, or requirement such that Janssen cannot comply with the law without violating the terms of the Agreement or being subject to adverse action, including fines and penalties, Janssen shall document such conflicts and notify the Settling State of the extent to which it will comply with the Agreement in order to eliminate the conflict within thirty (30) days of Janssen's discovery of the conflict. Janssen shall comply with the terms of the Agreement to the fullest extent possible without violating the law.
7. Janssen or any Settling State may request that Janssen and any Settling State meet and confer regarding the resolution of an actual or potential conflict between the Agreement and any other law, or between interpretations of the Agreement by different courts. Nothing herein is intended to modify or extend the jurisdiction of any single judicial authority as provided by law.

#### **L. Compliance Duration**

1. Subsections B-J shall be effective for 10 years from the Effective Date.

2. Nothing in this Agreement shall relieve Janssen of its independent obligation to fully comply with the laws of [State] after expiration of the 10-year period specified in this subsection.

**M. Compliance Deadlines**

1. Janssen must be in full compliance with the provisions included this Agreement by the Effective Date. Nothing herein shall be construed as permitting Janssen to avoid existing legal obligations.

## **EXHIBIT Q**

### **Non-Released Entities**

The following includes a non-exclusive list of non-Released Entities:

1. Actavis LLC
2. Actavis Pharma, Inc.
3. Allergan PLC
4. Allergan Finance, LLC
5. AmerisourceBergen Corporation
6. AmerisourceBergen Drug Corporation
7. Anda, Inc.
8. Cardinal Health, Inc.
9. Cephalon, Inc.
10. Collegium Pharmaceuticals
11. CVS Health Corp.
12. CVS Pharmacy, Inc.
13. Endo Pharmaceuticals Inc.
14. Endo Health Solutions Inc.
15. Mallinckrodt LLC
16. McKesson Corporation
17. McKinsey & Company Inc.
18. Par Pharmaceutical, Inc.
19. Par Pharmaceutical Companies, Inc.
20. Purdue Pharma L.P.
21. Purdue Pharma Inc.
22. SpecGx LLC
23. Teva Pharmaceuticals USA, Inc.
24. The Purdue Frederick Company
25. Walgreen Co.
26. Walgreens Boots Alliance, Inc.
27. Walmart Inc.
28. Watson Laboratories, Inc.

## **EXHIBIT R**

### **Agreement on Attorneys' Fees, Costs, and Expenses**

This Agreement on Attorneys' Fees, Expenses and Costs ("Fee Agreement"), is entered between Janssen and the Plaintiffs' Executive Committee appointed in the multidistrict litigation in the Northern District of Ohio, *In re National Prescription Opiate Litigation*, No. 1:17-MD-2804 ("MDL PEC"), in connection with the Janssen Master Settlement Agreement ("Janssen Agreement"). This Fee Agreement becomes effective on the Effective Date of the Janssen Agreement or the date that the Consent Judgments anticipated under the Janssen Agreement become final in 25 Settling States (whichever is later). However, the costs specified in paragraphs II.I.1 and II.I.4 of this Fee Agreement that are to be funded pre-Effective Date by Janssen are effective upon agreement in writing with Janssen.

#### **I. Definitions**

- A. This Fee Agreement incorporates all defined terms in the Janssen Agreement, unless otherwise defined herein, and shall be interpreted in a manner consistent with the Janssen Agreement.
- B. "Attorney." Any of the following retained through a legal contract: a solo practitioner, multi-attorney law firm, or other legal representative of a Participating Subdivision.
- C. "Attorney Fee Fund." An account consisting of funds allocated to pay attorneys' fees approved pursuant to Section II of this Fee Agreement established by Order of and under the ongoing jurisdiction of the MDL Court, as provided below.
- D. "Common Benefit Fund." The sub fund of the Attorney Fee Fund described in Section II.C.
- E. "Contingency Fee Fund." The sub fund of the Attorney Fee Fund described in Section II.D.
- F. "Cost and Expense Fund Administrator." The administrator appointed by the MDL Court to administer the MDL Expense Fund and Litigating Subdivision Cost Fund as provided in the Fee Agreement.
- G. "Cost Funds." Collectively, the MDL Expense Fund and Litigating Subdivision Cost Fund.
- H. "Fee Entitlement." Any right, entitlement or expectation, including but not limited to a fee contract, contingent fee contract, agreement, referral arrangement, co-counsel arrangement, State Back-Stop agreement, or any other arrangement by which counsel could receive compensation or other consideration. For the avoidance of doubt, the scope of Fee Entitlement under paragraph II.G.3.a does not include any Attorneys' fees associated with representation of a State.

- I. “*Fee Panel.*” The three-person panel appointed by the MDL Court to administer the Attorney Fee Fund and its sub funds as provided in the Fee Agreement.
- J. “*Litigating Subdivision Cost Fund.*” The cost fund described in Section II.E herein.
- K. “*MDL Court.*” United States District Court for the Northern District of Ohio Eastern Division, Case No. 1:17-md-2804, Judge Dan Aaron Polster.
- L. “*MDL Expense Fund.*” The cost fund described in Section II.F below.
- M. “*MDL PEC.*” The Plaintiffs’ Executive Committee appointed by the MDL Court.
- N. “*Non-Participating Litigating Subdivision.*” A Litigating Subdivision that is not a Participating Subdivision.
- O. “*Participating Litigating Subdivision.*” A Litigating Subdivision that is also a Participating Subdivision.
- P. “*Participation Agreement.*” An agreement executed by an Attorney that acknowledges the obligation to pay an appropriate MDL Common Benefit Assessment.
- Q. “*Qualifying Representation.*” Legal services provided for representation of a Participating Litigating Subdivision regarding Released Claims against Released Entities.
- R. “*State Back-Stop Agreement.*” Any agreement by a Settling State and private counsel for Participating Subdivisions in that State (or legislation enacted in that State) to provide, adjust, or guarantee attorneys’ fees and costs, whether from the Attorney Fee Fund or any other source recognized in the agreement or legislation.

## **II. Fees and Costs**

- A. *Total Attorneys’ Fees and Costs.*
  - 1. Total attorneys’ fees and costs to be paid by Janssen to Attorneys in each of the relevant Payment Years under this Agreement shall be up to the following amounts, subject to the provisions set forth below, including with respect to the division of the Attorney Fee Fund into its sub funds:

	Attorney Fee Fund (Contingency Fee Fund and Common Benefit Fund)	MDL Expense Fund	Litigating Subdivision Cost Fund
Payment Year 1	\$32,391,518.74	\$9,615,384.61	\$10,000,000.00
Payment Year 2	\$35,936,883.63		\$10,000,000.00
Payment Year 3	\$64,482,248.52		\$10,000,000.00
Payment Year 4	\$43,720,414.21		
Payment Year 5	\$43,720,414.21		
Payment Year 6	\$43,720,414.21		
Payment Year 7	\$43,720,414.21		

2. The sub funds within the Attorney Fee Fund shall include the Common Benefit Fund and the Contingency Fee Fund. The Cost Funds shall include the MDL Expense Fund, and the Litigating Subdivision Cost Fund. The State Counsel Fee Fund and the State Cost Fund shall be separate funds under the control of the Settling States.
3. The Contingency Fee Fund and the Common Benefit Fund shall be administered by a Fee Panel to be appointed by the MDL Court that will be governed by the provisions of this Fee Agreement and shall design the process and procedures for the allocation of fees pursuant to this Fee Agreement and the MDL Court's Order. The Cost Funds shall be administered by the Cost and Expense Fund Administrator to be appointed by the MDL Court who will be governed by the provisions of this Fee Agreement and shall design the process and procedures for the allocation of costs pursuant to this Agreement and the MDL Court's Order.
4. The fees and costs to be paid under this Fee Agreement are available for Attorneys engaged in Qualifying Representations only. Fees and costs to be paid under this Fee Agreement are not available prior to the Effective Date of the Janssen Agreement or if the Janssen Agreement does not proceed past Janssen's determination in Section VIII.A of the Janssen Agreement. Fees and costs to be paid under this Fee Agreement are not available for representation of Non-Participating Subdivisions or Non-Litigating Subdivisions and are not available for representation of private hospitals, third-party payors, NAS claimants, personal injury/wrongful death claimants, or any entity other than Participating Litigating Subdivisions. In addition, fees and costs under this Fee Agreement are not available for representation of



any individual or entity in matters other than those claims against Released Entities, but may include a reasonable share of representations that involve development of facts for pursuit of opioid-related claims against multiple defendants in the pharmacy, manufacturing, and distribution chain.

B. *Attorney Fee Fund and Sub Funds*

1. There shall be a split of the Attorney Fee Fund into the Contingency Fee Fund and the Common Benefit Fund. The split shall be 40% to the Contingency Fee Fund and 60% to the Common Benefit Fund.
2. In no event shall Janssen be required to pay more into the Attorney Fee Fund in any Payment Year than the maximum amount specified for that Payment Year in paragraph II.A.1, which amounts are reflected in Exhibit M to the Janssen Agreement. The amounts allocated to the Contingency Fee Fund and the Common Benefit Fund set by the Fee Panel shall be subject to the reductions and offsets set forth below.
3. Awards of fees from the Contingency Fee Fund shall be available to Attorneys with Qualifying Representations of Participating Litigating Subdivisions eligible to receive an allocation under the Janssen Agreement, as set forth in Exhibit G to the Janssen Agreement, and shall be made applying the Mathematical Model attached as Exhibit “A” to this Fee Agreement. The collection of the data and calculations for the Mathematical Model has been a cooperative effort among private counsel for a large number of Litigating Subdivisions. The analysis has been spearheaded by Joseph Tann and Andrew Arnold. The Fee Panel is encouraged to continue working with those counsel in application of the Model. The Fee Panel shall oversee the application of the Model and resolve any questions or disputes concerning the eligibility of a Counsel to participate as required in Section II.G. The Panel is empowered to hear disputes concerning and ensure the accuracy of the mathematical calculation.
4. As to awards from the Contingency Fee Fund, there shall be no right of appeal.
5. Any appeal of an award of the Fee Panel from the Common Benefit Fund will be made to the MDL Court and be reviewed under an abuse of discretion standard.

C. *Common Benefit Fund (60% of the Attorney Fee Fund.)*

1. Funds in the Attorney Fee Fund shall be allocated to the Common Benefit Fund according to the schedule set forth below, subject to the adjustments described in paragraph II.C.5. The payments are to be made on the following yearly schedule, subject to the adjustments set forth below:

Payment Year 1	\$19,434,911.24
Payment Year 2	\$21,562,130.18
Payment Year 3	\$38,689,349.11
Payment Year 4	\$26,232,248.53
Payment Year 5	\$26,232,248.53
Payment Year 6	\$26,232,248.53
Payment Year 7	\$26,232,248.53
<b>Total:</b>	<b>\$184,615,384.64</b>

2. The Common Benefit Fund shall be available to compensate Attorneys engaged in Qualifying Representations of Participating Litigating Subdivisions who:
  - a. have performed work for the common benefit of all subdivisions pursuant to the guidelines established by Judge Polster set forth in MDL 2804 and the Order dated June 19, 2018, under docket number 636, which is included herein by reference; and
  - b. satisfy the eligibility criteria set forth in Section II.G.

For purposes of Common Benefit Fund distribution, notwithstanding paragraph II.A.4, Attorneys representing Tribal Nations litigating against Janssen that have reached a settlement for Released Claims with Janssen and/or Released Entities and meet the eligibility criteria in Section II.G shall be eligible.

3. The Common Benefit Fund shall be overseen by the Fee Panel, which shall determine the allocation of funds to eligible Attorneys consistent with this Fee Agreement and the June 19, 2018 Order;
4. In assessing the benefits that an Attorney has conferred to Participating Subdivisions (including non-Litigating Subdivisions) and/or Tribes for purposes of any compensation decision, the Fee Panel shall give significant weight to the extent to which (i) the Attorney and his or her clients have contributed to increasing (or reducing) the Initial Participation Tier achieved through participation in the Janssen Agreement, (ii) the Attorney and his or her clients have contributed to increasing (or reducing) the amounts achieved under Incentive Payments A-D through participation in the Janssen Agreement, and (iii) the Attorney and his or her clients have contributed to the potential triggering of any suspension, reduction, or offset of Settlement payment amounts under the Janssen Agreement. The panel may also consider additional fee recoveries the Attorney may potentially obtain, including, but not limited to, from State Back-Stop Agreements, representations of States or Tribal Nations, representations of other clients in opioids-related matters, or through the representation of Subdivision clients,

whether they participated in the Janssen Agreement or not. It is the intent of this provision to recognize that the goal of the Janssen Agreement is to provide for maximum participation by the Subdivisions, maximum abatement funding for all Subdivisions nationally, and the maximum peace for Released Entities. Therefore, representing a Non-Participating Subdivision does not further the goal of the Janssen Agreement, and should not be considered Common Benefit because it does not increase funds available to Participating Subdivisions' abatement programs. Representing Later Litigating Subdivisions is antithetical to the Janssen Settlement, detracts from Common Benefit, and is addressed by the ethics opinion discussed in paragraph II.I.4. The Fee Panel shall consider this concept of "common detriment" set forth in this paragraph in all of its decision making with respect to the allocation of the Attorney Fee Fund among Attorneys, as well as, in its discretion, any offsets provided to Janssen as set forth in paragraph II.C.6 and Section II.H. The Fee Panel shall consider the totality of the Attorney's Participating Litigating Subdivisions as compared to the Attorney's Non-Participating Litigating Subdivisions; the Parties recognize that, although the goal is for 100% participation, Attorneys with a higher number of clients have a higher probability of having one or more non-Participating Litigating Subdivision. As used in this paragraph II.C.4, "client" or "representing" a Subdivision shall include any Litigating Subdivision as to which the Attorney has a Fee Entitlement.

5. As set forth in paragraph II.C.6 and Section II.H, the Fee Panel must consider the factors described in paragraph II.C.4 to determine how and whether to reduce the amounts to be paid by Janssen under this Fee Agreement and to determine how to allocate funds among Attorneys. They may also, at their discretion, consider other factors. Any reduction in payment obligation or credit to be given Janssen in this Fee Agreement shall be applied against Payment Year 7 and working backwards. Any reduction to an Attorney not credited to Janssen shall be allocated to attorneys whose Litigating Subdivision clients participated in the settlement by the Initial Participation Date.
6. The amounts to be provided as a credit or offset to Janssen from the Common Benefit Fund shall depend on the relevant Participation Tier achieved, set forth in Exhibit H of the Janssen Agreement, as follows:
  - a. At Participation Tier 1 or below, the Common Benefit Fund payments to be paid by Janssen shall be reduced as follows:
    - i. With respect to any Attorney seeking payment from the Common Benefit Fund, the Fee Panel shall compare the aggregate allocation that Participating Litigating Subdivisions with which the Attorney has a Fee Entitlement would receive using the negotiating class allocation metrics with the aggregate amount that all Litigating Subdivisions (Participating and Non-Participating) with which the Attorney has a

Fee Entitlement would receive using the negotiating class allocation metrics, provided that only Litigating Subdivisions in Settling States shall be considered for this ratio. The Fee Panel will multiply the amount to be paid to that Attorney from the Common Benefit Fund by that ratio, reduce the Attorney's award by a maximum reduction of 15%, and the dollar amount of such reduction shall be deducted, dollar-for-dollar, from the amount owed by Janssen to the Common Benefit Fund of the Attorney Fee Fund.

- ii. In the event that any Non-Participating Subdivision that is (a) under the jurisdiction of the MDL Court or (b) represented by an Attorney that is obligated to pay into the MDL Common Benefit Fund pursuant to a Participation Agreement, an order of the MDL Court, or any other arrangement settles with or wins a judgment against a Released Entity separate from the Janssen Agreement, and such settlement or judgment results in a common benefit fee assessment or fee payment into the MDL Common Benefit Fund during the time of Janssen's obligation to pay fees under this Fee Agreement, Janssen's obligation to pay into the Common Benefit Fund shall be reduced dollar-for-dollar for any amount of such fee assessments or payments (in the aggregate based on all reductions in this subparagraph II.C.6.a.ii) that exceed the reductions in subparagraph II.C.6.a.i.
  - iii. For the avoidance of doubt, in Tier 1 for each settlement or judgment with Janssen that results in an assessment or payment to the MDL Common Benefit Fund, that payment shall result in an offset for Janssen, unless the assessment or payment occurs after the Payment Date for Year 7.
- b. At Participation Tier 2, the Common Benefit Fund payments to be made by Janssen shall be reduced only as follows:
- i. Reduction by the Fee Panel. With respect to all Attorneys making an application that seeks payment from the Common Benefit Fund, the Fee Panel shall, following a determination that an Attorney is eligible under Section II.G, apply the criteria specified in paragraph II.C.4 in determining whether the lack of participation by Subdivisions with which an Attorney has a Fee Entitlement has resulted in a reduction in the Participation Tier achieved, reduction in benefit to Participating Subdivisions as a result of reductions in Incentives A-D, and/or potential triggering of a suspension, reduction, or offset under the Janssen Agreement. If the Fee Panel concludes that such a reduction has occurred, it must consider (1) the relative size of the Non-Participating Subdivision, as adjusted by the severity measures reflected in Exhibit H (governing the Participation Tiers) of the Janssen Agreement, and the impact of its non-participation on the

Janssen Agreement as a whole (including amounts of Incentive Payments and triggering of suspensions, reductions, or offsets); (2) whether and by how much the payment to the Attorney from the Common Benefit Fund should be reduced as a result of the impact of such non-participation on Participating Subdivisions; and (3) whether some or all of said reduction should revert to Janssen due to the reduction in peace obtained from the Janssen Agreement. Consideration of the factors discussed in this subparagraph and paragraph II.C.4 is mandatory. The decision whether to (and by how much) to reduce payments by Janssen or to reduce the payment to any Attorney based on the factors in paragraph II.C.4 shall be in the sole discretion of the Fee Panel.

ii. Offsets.

- (1) In the event that any Non-Participating Subdivision that is (a) under the jurisdiction of the MDL Court or (b) represented by an Attorney that is obligated to pay into the MDL Common Benefit Fund pursuant to a Participation Agreement, an order of the MDL Court, or any other arrangement settles with or wins a judgment against a Released Entity separate from the Janssen Agreement, and such settlement or judgment results in a common benefit fee assessment or fee payment into the MDL Common Benefit Fund during the time of Janssen's obligation to pay Common Benefit Fees under this Fee Agreement, Janssen's obligation to pay into the Common Benefit Fund shall be reduced dollar-for-dollar up to the amount of the fee assessment or payment, except that such amount shall be capped at 7.5% of the amount of the settlement or judgment. Such reduction shall be taken first from Payment Year 7 of Janssen's payments to the Common Benefit Fund of the Attorney Fee Fund up to the full amount of Janssen's payment obligation in Payment Year 7, then from Payment Year 6, and so on.
  - (2) For the avoidance of doubt, for each settlement or judgment with Janssen that results in an assessment or payment to the MDL Common Benefit Fund, that payment shall result in an offset for Janssen, unless the assessment or payment occurs after the Payment Date for Payment Year 7.
- c. At Participation Tier 3, the reductions to the Attorney Fee Fund shall be the same as set forth in subparagraph II.C.6.b, except that the cap on each offset shall be 5% of the amount of such settlement or judgment.
  - d. At Participation Tier 4, there shall be no reductions to Janssen's obligations to make payment into the Common Benefit Fund, but the principles set forth in paragraph II.C.4 shall continue to apply.

D. *Contingency Fee Fund.* (40% of the Attorney Fee Fund.)

1. Funds from the Attorney Fee Fund shall be allocated to the Contingency Fee Fund on the following yearly schedule, subject to the adjustments set forth below:

Payment Year 1	\$12,956,607.50
Payment Year 2	\$14,374,753.45
Payment Year 3	\$25,792,899.41
Payment Year 4	\$17,488,165.68
Payment Year 5	\$17,488,165.68
Payment Year 6	\$17,488,165.68
Payment Year 7	\$17,488,165.68
Total:	<b>\$123,076,923.09</b>

2. The Contingency Fee Fund shall be available to compensate Attorneys engaged in Qualifying Representations of Participating Litigating Subdivisions that meet the criteria set forth in Section II.G.
3. The Contingency Fee Fund shall be available to Attorneys who
  - a. represent Litigating Subdivisions that are Participating Subdivisions, whether their actions are filed in state or federal court, and
  - b. meet the eligibility criteria of Section II.G.
  - c. Participation in the Contingency Fee Fund by counsel that have a case that is not subject to the jurisdiction of the MDL Court shall not create, provide, or waive jurisdiction of the MDL Court over that Litigating Subdivision, that case or Attorneys, other than to oversee the fairness of the distribution process, and enforcement of this Fee Agreement.
4. The amounts owed by Janssen to the Contingency Fee Fund shall depend on the relevant Participation Tier set forth in Exhibit H of the Janssen Agreement as follows:
  - a. At Participation Tiers 1, 2 and 3, the Contingency Fee Fund payments shall be reduced as follows:
    - i. For Non-Settling States, the Contingency Fee Fund payments shall first be reduced by the amounts identified by the Fee Panel, pursuant to paragraph II.H.6, that would have been owed to counsel for Litigating Subdivisions in Non-Settling States, had those States and those Litigating Subdivisions been Settling States and Participating Subdivisions.

- ii. Following the calculation in subparagraph II.D.4.a.i, the Contingency Fee Fund payments shall be reduced to reflect the non-joinder of Litigating Subdivisions in Settling States by subtracting the amounts identified by the Fee Panel, pursuant to paragraph II.H.6, that would have been owed to counsel for Non-Participating Litigating Subdivisions in Settling States had such Litigating Subdivisions been Participating Subdivisions.
- b. At Participation Tier 4, there shall be no reductions in the Contingency Fee Fund.
- c. In the event that Janssen, prior to the Effective Date of the Janssen Agreement, settles with any Litigating Subdivision and, under such settlement agreement pays attorneys' fees, the Fee Panel shall treat those Litigating Subdivisions as Participating Litigating Subdivisions and, applying the same criteria applicable to all Attorneys for Participating Litigating Subdivisions, determine what amount they would have been paid from the Contingency Fee Fund if they had become Participating Subdivisions under the Janssen Agreement without such prior settlement. That sum, rather than being paid to the Attorney for the previously settling Litigating Subdivision, shall be credited and/or returned to Janssen as if determined under (a)(ii) above, except that such credit shall not be greater than the amount to the Attorneys paid under the Litigating Subdivision's prior settlement agreement.

E. *Litigating Subdivision Cost Fund.*

1. Janssen shall pay \$30,000,000.00 into the Litigating Subdivision Cost Fund, according to the schedule set forth below:

Payment Year 1	\$10,000,000.00
Payment Year 2	\$10,000,000.00
Payment Year 3	\$10,000,000.00
<b>Total</b>	<b>\$30,000,000.00</b>

2. The Litigating Subdivision Cost Fund shall be available to compensate Attorneys for costs and expenses arising out of representation of Participating Litigating Subdivisions or to compensate Participating Litigating Subdivisions for direct in-house costs for expenditures related to their litigation against Janssen including the cost of in-house employees. No funds in the Litigating Subdivision Cost Fund may be used to compensate the costs incurred by Non-Participating Subdivisions or Non-Litigating Subdivisions or costs and expenses arising out of representation of any such Subdivision. In allocating the Litigating Subdivision Cost Fund, the Administrator shall not allocate any funds for costs incurred after July 21, 2021.

3. During the period between July 21, 2021, and the Effective Date, the MDL PEC, as well as Litigating Subdivisions eligible to claim costs from the Litigating Subdivision Cost Fund, shall make best efforts to cease litigation activity against Janssen, including by jointly seeking stays or severance of claims against Janssen, where feasible, or postponements if a motion to stay or sever is not feasible or is denied, so long as such actions are not otherwise detrimental to the Litigating Subdivision.
4. In the event that Janssen, prior to the Effective Date of the Janssen Agreement, settles with any Litigating Subdivision and, under such settlement agreement pay costs to the Litigating Subdivision or its Attorney, the MDL Cost and Expense Fund Administrator shall treat those Litigating Subdivisions as Participating Litigating Subdivisions and, using the same criteria applicable to all applicants to the Litigating Subdivision Cost Fund, determine what amount in costs the Litigating Subdivision or its Attorney would have been paid from the Subdivision Cost Fund if they had settled under the Janssen Agreement. That sum, rather than being paid to the Attorney or the previously settling Litigating Subdivision, shall be credited and/or returned to Janssen, except that such sum shall not be greater than the amount paid under the previously settled Litigating Subdivision's settlement agreement.
5. The MDL Court shall appoint a Cost and Expense Fund Administrator, who shall develop a process and criteria, with input from participating counsel, by which to a) determine the distribution of amounts from the MDL Expense Fund in pursuit of the claims against Janssen; and b) receive and evaluate applications from Participating Litigating Subdivisions, whether filed in Federal Court or State Court, to seek reimbursement from the Litigating Subdivision Cost Fund for eligible costs under Section II.E.2 in pursuit of the claims against Janssen. The Cost and Expense Fund Administrator shall require transparency from all applicants as to any other sources for compensating Attorneys for Litigating Subdivisions for costs incurred. The Cost and Expense Fund Administrator shall be compensated from the Fund.
6. In the event that the total amount of reimbursements from the Litigating Subdivision Cost Fund approved as reasonable by the Cost and Expense Administrator is less than the \$30,000,000.00, any remaining funds shall revert to Janssen.

F. *MDL Expense Fund.*

1. In Payment Year 1 of the Janssen Settlement, Janssen shall pay the following amount into the MDL Expense Fund:

MDL Expense Fund	\$9,615,384.61
------------------	----------------



2. The MDL Expense Fund shall be released following the Effective Date of this Fee Agreement without any delay to reimburse the MDL Counsel for an agreed-to portion of the expenses incurred, as approved by the Cost and Expense Fund Administrator. The MDL Expense Fund will be paid directly to the MDL Cost Account, set up by MDL Order and will be administered under the ongoing jurisdiction of the MDL Court, as provided below. No funds may be used to compensate the costs incurred by Non-Participating Subdivisions or to compensate any Attorney for costs incurred in representing one or more Non-Participating Subdivisions.
3. In allocating the MDL Expense Fund, the Administrator shall not allocate any funds for costs incurred after July 21, 2021, unless the Administrator determines that there are sufficient funds to cover all subdivision costs incurred prior to July 21, 2021 and that special circumstances exist to justify costs incurred following the public announcement of the Janssen Agreement.

G. *Eligibility.*

1. It is the intention of all parties participating in the Fee Panel process that there should be total transparency to the Fee Panel and to all fund participants. In connection with the process to be developed by the Fee Panel, any and all monies in attorney's fees, including referral fees, expenses paid, promises for payment, or any other Fee Entitlement, to any applicant in any opioid litigation shall be disclosed to the Fee Panel as a condition of participating in the Attorney Fee Fund and prior to an award from the Fee Panel. Any payment, expectation of payment or perceived entitlement to participate in a State Back-Stop Agreement or any other agreement reached with a Settling State or any Subdivision or any other source regarding payment of fees must be disclosed to the Fee Panel. Similarly, any right to payment from any other fund, for example a fund for payment to lawyers representing Settling States or Tribal Nations or Subdivisions shall be disclosed to the Fee Panel. Because it is anticipated that there will be multiple firms listed on contingent fee agreements with Litigating Subdivisions, the Fee Panel shall establish procedures, with input from Attorneys for Participating Litigating Subdivisions, for who should petition for fees from such groups and to whom the fee shall be paid and thereafter distributed to co-counsel in accordance with applicable agreements. For the avoidance of doubt, all Attorneys that are part of such groups must meet the eligibility criteria in paragraph II.G.3, must be subject to the criteria set forth in paragraph II.C.4, and must be disclosed to the Fee Panel.
2. An Attorney may apply for and recover attorneys' fees from the Common Benefit Fund, the Contingency Fee Fund, and the Litigating Subdivision Cost Fund and any fund created by a past or future State Back-Stop Agreement, provided the Attorney satisfies the requirements relevant to each such fund and requirements for disclosure to the Fee Panel.

3. An Attorney may not receive any payment from the Attorney Fee Fund (which includes both the Contingency Fee Fund and the Common Benefit Fund) unless the following eligibility criteria are met and annually certified by the Attorney:
  - a. The Attorney must expressly waive the enforcement against the Litigating Subdivision client of all Fee Entitlements (other than under State Back-Stop Agreements) arising out of or related to any or all Qualifying Representations of any Participating Litigating Subdivision prior to applying for attorneys' fees from the Attorney Fee Fund or costs from the Cost Funds. All applications for attorneys' fees or costs under this Fee Agreement shall include an affirmation by the Attorney of such waiver and notice to the client(s) of such waiver. Such waiver shall not preclude the Attorney from submitting such Fee Entitlements to the Fee Panel as a factor for consideration in allocating payments from the Attorney Fee Fund or in connection with a State Back-Stop Agreement. For the avoidance of doubt, no Attorney may recover fees or costs under this Fee Agreement unless the Attorney expressly agrees not to enforce Fee Entitlements as to each and every Participating Litigating Subdivision represented by that Attorney, but such Attorneys may participate in and receive funds from a State Back-Stop Agreement.
  - b. The Attorney must represent that s/he has no present intent to represent or participate in the representation of any Later Litigating Subdivision or any Releasor with respect to Released Claims against Released Entities.
  - c. The Attorney must represent that s/he has not and will not engage in any advertising or solicitation related to Released Claims against Released Entities where such advertising or solicitation relates to a representation that the Attorney could not undertake consistent with the ethics opinion referenced in paragraph II.I.4.
  - d. The Attorney must represent s/he will not charge or accept any referral fees for any Released Claims brought against Released Entities by Later Litigating Subdivisions. For the avoidance of doubt, this representation shall not prohibit Attorneys from receiving allocated shares of any future common benefit assessments arising out of settlements or judgments with Later Litigating Subdivisions represented by other Attorneys that are the result of the MDL Court's Common Benefit order.
  - e. The Attorney may not have and must represent that s/he does not have a Fee Entitlement related to a Later Litigating Subdivision.

- f. The Attorney must certify that s/he has reviewed the ethics opinion referenced in paragraph II.I.4 and will act in conformity with such opinion.
  - g. The Attorney must fully disclose the participation, or the anticipation of participation, in any agreement with a Settling State or Participating Subdivision concerning fees arising out of or related to the Janssen Agreement, including any fees paid or anticipated to be paid or any State Back-Stop Agreement.
  - h. The Attorney must identify for the Fee Panel whether s/he utilized state litigation work product or MDL work product, including but not limited to ARCOS data, document repositories, experts developed in the MDL, and deposition transcripts. The Attorney must identify whether s/he signed the MDL Participation Agreement, and for which case(s) it was signed.
  - i. Any Attorney who applies for fees from one or both Funds must represent that, having exercised his/her independent judgment, s/he believes the Janssen Agreement to be fair and will make or has made best efforts to recommend the Janssen Agreement to his or her Subdivision clients in Settling States. For avoidance of doubt, each Attorney is expected to exercise his or her independent judgment in the best interest of each client individually before determining whether to recommend joining the settlement. All applications for attorneys' fees or costs under this section shall include an affirmation by the Attorney in compliance with this Subsection.
4. No Attorney receiving fees under this Fee Agreement may apply for or recover from the Attorney Fee Fund fees arising from representing a Non-Settling State or a Non-Participating Subdivision. All applications for attorneys' fees under this Section shall include an affirmation by the Attorney of compliance with this Section.
  5. An Attorney who has filed an application under this section and received an award of attorneys' fees shall provide a certification of compliance with the Sections of this Fee Agreement annually during the years upon which they are still entitled to receive attorneys' fee payments.
  6. If, at any time, the Attorney is unable to make the representations set forth in this Section, such representations become untrue, or the Attorney falsely represents compliance with the eligibility criteria, the Attorney shall cease to be eligible to receive funds from the Attorney Fee Fund until further review by the Fee Panel of the Attorney's eligibility under and compliance with this Section II.

7. If an Attorney has a Fee Entitlement with a Later Litigating Subdivision or otherwise becomes unable to reaffirm compliance with the eligibility criteria set forth above, the Attorney shall notify Janssen and the Fee Panel. For the avoidance of doubt, any Attorney who undertakes any new representation of, or has a Fee Entitlement with, a Later Litigating Subdivision shall be prohibited from receiving any future funds from the Attorney Fee Fund. If an Attorney fails to notify Janssen and the Fee Panel of such Fee Entitlement with a Later Litigating Subdivision, the Attorney shall be required to refund amounts previously paid.
8. In the event that an Attorney is deemed ineligible by the Fee Panel (whether based on its initial application or subsequent recertification), the Fee Panel shall provide notice to the Attorney and give the Attorney 30 days to provide additional information such that the Fee Panel could re-consider the Attorney's eligibility.
9. To the extent that an Attorney has a Fee Entitlement with a Participating Subdivision and is authorized to bring Released Claims against Released Entities, but such authorization is, in scope, less broad than the category of Released Claims set forth in the Janssen Agreement, such Attorney may participate fully in both the Contingency Fee Fund and the Common Benefit Fund, without any reduction imposed by the Fee Panel due to the scope of the authorization, so long as the Participating Subdivision fully releases all Released Claims against Released Entities.
10. Attorneys applying to the Attorney Fee Fund knowingly and expressly agree to be bound by the decisions of the Fee Panel, subject to the limited appeal rights set forth in this Fee Agreement, and waive the ability to assert the lack of enforceability of the allocation reached through the arbitration procedures outlined herein.

H. *Calculation of Amounts Due.*

1. The Fee Panel shall be solely responsible for determining the amount of fees to be paid to each Attorney and each Participating Subdivision that applies under this Section. None of the Released Entities shall have any responsibility, obligation, or liability of any kind whatsoever with respect to how attorneys' fees are calculated under this Section, except that the Fee Panel may receive information from Janssen as to (a) the identity of Participating, Non-Participating, Litigating, Later Litigating, and Non-Litigating Subdivisions; (b) the impact of non-participation by a Litigating Subdivision as is relevant to the Fee Panel's determination in paragraph II.C.4; and (c) such other information as Janssen may voluntarily elect to provide.

2. The Fee Panel shall establish procedures for the arbitration process consistent with this Fee Agreement and orders of the MDL Court. Such procedures may include submission of documentary and/or other evidence, interviews with applicants and/or other counsel (including counsel for Janssen) that the Fee Panel deems appropriate, and/or other means of creating a record upon which fee awards will be based.
3. In making determinations under this Fee Agreement, the Fee Panel must apply the eligibility criteria set forth in Section II.G of this Fee Agreement and the criteria set forth in Section II. In addition, the Fee Panel will give consideration in regard to Common Benefit awards to the *Johnson* factors, as well as the following factors (which factors may be applied and given relative weight in the Fee Panel's discretion):
  - a. The Attorney's contemporaneously recorded time and labor dedicated to Qualifying Representations along with the Attorney's financial commitment to such Qualifying Representations. Claimed "time" will not be automatically accepted by the Fee Panel but will be critically reviewed and given substantially more weight and consideration if such time was subject to the audit process described in any Pretrial Order(s) governing the collection of common benefit time;
  - b. The novelty, time, and complexity of the Qualifying Representations;
  - c. The skill requisite to perform legal services properly and undesirability of the case;
  - d. The preclusion of other employment by the Attorney due to time dedicated to Qualifying Representations;
  - e. The "common benefit," if any, alleged to have been conferred by the Attorney and whether such common benefit work product by that Attorney was used by others in parallel litigations against Released Entities whether within or outside the MDL, provided that any Attorney claiming that s/he substantially benefited cases other than those in which s/he entered an appearance as counsel must substantiate such claims by proffering factual support, such as proper supporting affidavits or other documents as determined by the Fee Panel with input from Attorneys for Participating Litigating Subdivisions;
  - f. Any "common detriment," as set forth in paragraph II.C.4.
  - g. Any contingent fee agreement or other Fee Entitlement with Participating Subdivisions, enforcement of which, except for State Back-Stop Agreements, are waived in conjunction with the application, the nature and extent of any work for those Participating Subdivisions, whether such

Participating Subdivisions actively litigated and, if so, the nature and procedural history of such case(s);

- h. The experience, reputation, and ability of the Attorney;
- i. Whether the Attorney's clients brought Released Claims against Released Entities;
- j. The status of discovery in cases primarily handled by the Attorney;
- k. The nature of any work by the Attorney on "bellwether" cases or cases that were similarly active in litigation;
- l. Any pressure points successfully asserted by the Attorney in cases against Janssen or any risk for Janssen created by the Attorney in cases against them;
- m. Any risk for defendants created by applicants in cases against Janssen;
- n. Successful and unsuccessful motion practice in cases worked on by the Attorney;
- o. The date of filing of any cases filed by the Attorney;
- p. Obtaining consolidation of the litigation in the Attorney's jurisdiction;
- q. The number and population of entities represented by the Attorney and the fees that would have been awarded under extinguished contingent fee arrangements;
- r. Whether the Attorney's clients brought claims against Janssen;
- s. Whether the Attorney has had a leadership role in the litigation, whether in state or federal court;
- t. Whether the Attorney has had a leadership role in any negotiations aimed at resolving the litigation;
- u. Whether the Attorney's cases have survived motions to dismiss;
- v. The extent to which the Attorney contributed to the work product used for the common benefit of opioids litigants, including, without limitation, work on ARCOS data, Prescription Data Monitoring Programs, IQVIA data, depositions, document production and analysis experts, motions, briefs and pleadings, trial preparations, and trials;

- w. The extent to which litigation was done prior to and contributed to completion of settlement negotiations, as distinct from litigation that was done litigating after the announcement of the Janssen Agreement, such latter litigation both being of less value and potentially resulting a common detriment to the settlement process; and
  - x. Any other factors that the Fee Panel finds to be appropriate to consider after input from applicants to the Attorney Fee Fund.
4. The Fee Panel shall develop procedures for receiving a single application, which may be updated or amended based on new information (such as participation by additional Litigating Subdivisions) from each Attorney seeking compensation from the Attorney Fee Fund pursuant to processes and procedures developed by the Fee Panel, which shall not be inconsistent with this Fee Agreement. Any request for attorneys' fees not included on the single application or through the updating/amendment process designed by the Fee Panel shall be deemed waived. For purposes of transparency and to permit the Fee Panel to conduct its work, the application from each Attorney shall, at a minimum, require each Attorney to
- a. Identify all Litigating Subdivisions for which s/he is seeking payment from the Attorney Fee Fund;
  - b. Identify all Subdivisions in both Settling and Non-Settling States (and, where applicable, Tribal Nations) with respect to which s/he has a Fee Entitlement with respect to Relevant Claims against Released Entities, and identify all co-counsel in such cases;
  - c. Identify which of those Subdivisions are Participating Subdivisions and which are not (with similar information for Tribal Nations, where applicable);
  - d. Specify the specific fund or funds within the Attorney Fee Fund from which the Attorney is seeking compensation;
  - e. Demonstrate his or her eligibility for compensation from the relevant sub funds within the Attorney Fee Fund pursuant to the criteria set forth for the relevant sub fund;
  - f. Identify any and all Fee Entitlements from representations of States, Tribal Nations, or other plaintiffs related to Released Claims against Released Entities or in opioids-related matters;
  - g. Notwithstanding "a-f" above, the Panel may consider a supplemental application if the Attorney shows good cause why circumstances exist that will lead to consideration for additional Common Benefit award.

Examples would include, but are not limited to, an Attorney having Non-Participating Litigating Subdivision clients that subsequently become Participating Subdivisions, a Bar Date passes that increases participation or the Participation Tier, or an Allocation Agreement is reached.

5. With respect to the Common Benefit Fund, the Fee Panel shall (subject to any applicable MDL Court Order):
  - a. Review the applications of all Attorneys seeking compensation from the Common Benefit Fund, including determining eligibility for each Attorney as set forth in Section II.G.
  - b. Reduce, on an annual basis, Janssen's payment obligations, as set forth in paragraph II.C.5. The Panel shall inform Janssen and the MDL PEC of all such amounts and adjust Janssen's payment obligations accordingly.
  - c. Using criteria set forth in Sections II.C and II.I, allocate amounts from the Common Benefit Fund to eligible Attorneys, including payment amounts for each Payment Year. In making such allocations (regardless of the Participation Tier achieved), the Panel shall apply the principles set forth in paragraph II.C.4 and shall allocate any reduction in the payments of Janssen specified in paragraph II.C.5 to the amounts paid to Attorneys with a Fee Entitlement to Litigating Subdivisions that are not Participating Subdivisions.
6. With respect to the Contingency Fee Fund, the Fee Panel shall:
  - a. Review the applications of all Attorneys seeking compensation from the Litigating Subdivision Fee Fund, including determining eligibility for each Attorney as set forth in Section II.G.
  - b. Apply the Mathematical Model in Exhibit A.
  - c. Use such allocations to reduce payments, on an annual basis, the payment obligations of Janssen to the Attorney Fee Fund as set forth in paragraph II.D.4, and distributions therefrom, and inform Janssen and the MDL PEC of all such adjustments.
7. To the extent that there is a dispute about the calculations of the Fee Panel related to the amounts that Janssen is required to pay (including application of any reductions or offsets under this Fee Agreement), such disputes shall be presented to the Fee Panel and any disputed funds be paid into/held in escrow. The Fee Panel shall resolve such disputes expeditiously, with either Party having the right to seek review from the MDL Court.



8. For purposes of determination of fee or cost awards, allocations, reductions, and possible reversions under this Fee Agreement, unless specified otherwise a Subdivision will be considered a Non-Participating Subdivision if it is not a Participating Subdivision as of the deadline for the application for the fee or cost award at issue (or, if the determination does not involve a specific application, the date on which the record for such determination closes).
9. In the event that the Fee Panel, through the use of the Mathematical Model set forth in Exhibit A, allocates funds from the Contingency Fee Fund for an Attorney based on a Qualifying Representation of a Participating Litigating Subdivision or allocates cost to such Participating Litigating Subdivision and that Subdivision is in a Settling State in which the Consent Judgment has not been approved, such funds shall be placed into escrow until the Consent Judgment is approved, after which time they shall be released.

I. *Miscellaneous.*

1. The costs associated with the Fee Panel prior to the Effective Date of the Attorney Fee Agreement shall be funded by Janssen. The Fee Panel shall charge an hourly rate that previously has been approved by a federal or state court and shall provide a budget and a cap for such work prior to the Effective Date, which shall be approved by Janssen and such approval shall not be unreasonably withheld. Janssen shall receive a refund for any such payment of pre-Effective Date costs from interest that accrues on the monies in the Attorney Fee Fund (including interest that accrues during such time as the Attorney Fee Fund monies are in escrow prior to the Effective Date of the Janssen Agreement), up to the amount of such costs. Post-Effective Date, the cost of the Fee Panel shall be charged against the applicable Fee Fund based on allocation by the Fee Panel and shall not be otherwise funded by Janssen. The costs associated with the Cost and Expense Fund Administrator shall be paid from funds in the MDL Expense Fund and the Litigating Subdivision Cost Fund and shall not be otherwise funded by Janssen.
2. The MDL PEC will seek, and the Attorneys General for Settling States and Janssen will not oppose, a Common Benefit Fee Order requiring an assessment of 7.5% on the gross recovery (by judgment or settlement) of any Non-Participating Subdivision that is subject to the federal court jurisdiction, represented by a MDL PEC firm, represented by any Attorney receiving fees from the Common Benefit Fund, represented by any Attorney that signed a Participation Agreement or paid in a case otherwise under the jurisdiction of the MDL Court.
3. The MDL PEC shall provide to Janssen information they have that identifies Attorneys who represent Litigating Subdivisions who are not Participating Subdivisions and who have an obligation to pay a common benefit assessment, either due to the MDL Court's orders or having signed a Participation Agreement.

4. The MDL PEC shall retain ethics counsel of its choice to provide an opinion that addresses the compliance of its ethical obligations, as it relates to the Janssen Agreement. Such opinion shall address the issue of the potential conflict of interest for an Attorney that had represented a Participating Subdivision also representing a Later Litigating Subdivision as defined in the Janssen Agreement. This Subsection shall be enforceable to the extent permitted by the equivalent to Rules 1.16 and 5.6 of the ABA Model Rules of Professional Conduct in the relevant jurisdictions. The opinion shall be provided to Janssen as soon as it is completed and, in any event, prior to July 31, 2021 and shall be disseminated to counsel eligible to apply to the Attorney Fee Fund within 30 days of the announcement of the Janssen Agreement. The MDL PEC represents that it will comply with this opinion until the Reference Date and thereafter if the Janssen Agreement proceeds.
5. Participating Subdivisions agree to instruct their counsel to treat information, work product and expert materials as secret under Rule 1.6 of the ABA Model Rules of Professional Conduct. Accordingly, an Attorney shall not share information or work product with, or experts or materials to, non-participants (other than the Attorney's own current clients or their lawyers, consultants, experts or other representatives or agents). However, nothing herein shall prevent MDL Leadership or PEC Counsel from fulfilling their obligations in any MDL and the MDL Court Order.

### **III. Miscellaneous**

A. *Termination.* If the Janssen Agreement does not proceed past the Reference Date, whether because Janssen does not determine to proceed or for any other reason, this Fee Agreement shall be null and void, Janssen shall have no obligation to make any payments under this Fee Agreement, and Janssen and the PEC shall take such steps as are necessary to restore the *status quo ante*.

B. *MDL Court Consideration.* This Fee Agreement shall be attached as an exhibit to the Janssen Agreement. This Fee Agreement shall also be submitted by Janssen and the MDL PEC to the MDL Court for approval pursuant to the motion and order that shall be attached, prior to the Preliminary Agreement Date of the Janssen Agreement, as Exhibit B.

1. In the event that the MDL Court, through an order, makes any change to the amounts potentially to be paid by Janssen under this Fee Agreement, makes any change to the Fee Panel's consideration of the factors set forth in paragraph II.C.4, or any other material change to the draft Order attached as part of Exhibit B or the terms of this Fee Agreement, Janssen and the MDL PEC shall meet and confer concerning such changes.
2. If Janssen and the MDL PEC are unable to reach agreement and revisions to this Fee Agreement in the event discussed in paragraph III.B.1, this Fee

Agreement shall be null and void, Janssen shall have no obligation to make any payments under this Fee Agreement, and Janssen and the MDL PEC shall take such steps as are necessary to restore the *status quo ante*.

C. *Amendment.* Once the MDL Court has entered an order implementing this Fee Agreement, this Fee Agreement can only be amended by (1) written agreement of Janssen and the MDL PEC and (2) approval by the MDL Court.

D. *Jurisdiction and Enforcement.* The MDL Court shall have exclusive and ongoing jurisdiction over the enforcement and implementation of this Fee Agreement as set forth herein. The MDL PEC shall be the Authorized Party to enforce this Fee Agreement, as to the payment obligations of Janssen as set forth in this section, and as to Attorneys making application to the Funds under this Fee Agreement. Solely for purposes of assessing or allocating common benefit fees, the MDL Court will continue to have jurisdiction over the work product developed in the MDL Court by and under the direction of the MDL PEC with respect to claims against Janssen, including data and documents, depositions, expert reports, briefs and pleadings; and the MDL Court's protective orders, management orders, and other decisions regarding such discovery and other work product, including but not limited to, conditions on its use, will continue in full force and effect. Nothing in this paragraph authorizes the MDL Court to act contrary to this Agreement or to share any of the work product, or provides the MDL Court with jurisdiction over the Janssen Agreement.

## **EXHIBIT S**

### **Agreement on the State Cost Fund Administration**

1.     **Creation of a State Cost Fund.** Janssen and the Settling States agree to the creation of a state cost fund to pay litigation costs and expenses associated with litigation and investigation related to the opioid litigation (hereinafter the “State Cost Fund”). This agreement is a material part of the Settlement Agreement. The State Cost Fund shall be administered separately from the Common Benefit Fund, the Contingency Fee Fund, the State Counsel Fee Fund, Subdivision Costs Fund, and the MDL Expense Fund. No funds may be released from the State Cost Fund to Non-Settling States.

2.     **State Cost Fund Amount.** In Payment 1 of the Settlement, Janssen shall pay into the State Cost Fund \$13,461,539 (the “State Cost Fund Amount”). Janssen’s State Cost Fund payment shall be a component of its Global Settlement Attorney Fee Amount payable to the Attorney Fee Fund, for Payment 1.

3.     **State Cost Fund Committee.** A committee of Attorneys General from Settling States or their designated representatives (hereinafter the “State Cost Fund Committee”) shall oversee the State Cost Fund. The committee shall initially consist of the following states: (a) Delaware; (b) Florida; (c) Georgia; (d) New York; (e) North Carolina; (f) Ohio; (g) Tennessee; and (h) Texas. The Settling State Attorneys General may by majority vote add or change the composition of the State Cost Fund Committee, including replacing any above State, if that State is not a Settling State.

4.     **State Cost Fund Administrator.** The State Cost Fund Committee shall select an administrator (the “State Cost Fund Administrator”). The State Cost Fund Administrator may be different from the Settlement Administrator under the Settlement Agreement. The State Cost Fund Administrator shall be responsible for administering the State Cost Fund and making payments to Settling States.

5.     **State Cost Fund Guidelines.** Monies in the State Cost Fund shall be released without any delay to reimburse Settling States for documented opioid litigation and investigation costs incurred or paid. In allocating the State Cost Fund, no funds shall be allocated for costs incurred after July 21, 2021. The State Cost Fund Committee shall establish guidelines for the submission and approval of expenses eligible for reimbursement from the State Cost Fund. The State Cost Fund Administrator shall, in accordance with such guidelines, receive from Settling States records sufficient to demonstrate the incurrence and/or payment of each expense attributable to investigation or litigation related to the opioid litigation, including any outstanding National Association of Attorneys General grant.

6.     **State Cost Fund Payment Priorities and Residual.** To the extent that that the aggregate eligible submissions of costs and expenses from Settling States exceed the State Cost Fund Amount, payments to Settling States shall be paid in the following order until the State

Cost Fund is exhausted. If the State Cost Fund is unable to fully pay costs at any of the following levels, then Settling States with costs at that level shall be paid on a proportional basis. All expenses with a lesser priority from the level where the State Cost Fund is exhausted will not be reimbursed from the State Cost Fund. Costs shall be paid in the following order: (a) the reasonable costs of the State Cost Fund Administrator, if any; (b) repayment of the National Association of Attorneys General grants connected to opioid litigation; (c) costs incurred or paid by outside counsel for a Settling State litigating against Janssen apart from any fee owed; (d) litigation-related costs attributable to the Janssen case incurred or paid by a Settling State litigating against Janssen; (e) pre-suit investigation-related costs attributable to a Janssen investigation incurred or paid by either a Settling State outside counsel (not including any amount of fees or any costs which have already been reimbursed pursuant to clause (c), above) or a Settling State investigating Janssen; (f) costs incurred or paid by a Settling State or outside counsel litigating against another opioid defendant other than a cost share entered into by a Settling State, which costs have not yet been paid under a preceding clause of this paragraph; (g) the amounts paid by a Settling State as part of cost share related to the filing of a proof of claim in the Purdue Pharma, L.P. bankruptcy; and (h) the amounts paid by a Settling State as part of any other cost share, including, but not limited to the cost share entered into by the Non-Consenting States in the Purdue Pharma, L.P. bankruptcy. If the State Cost Fund has additional monies after payment of the State Cost Fund Administrator's and all Settling States' submitted costs, then the remaining funds will be provided to the National Association of Attorneys General to be placed in the Financial Services Fund for the purpose of funding grants for consumer protection or healthcare-related enforcement or training activities. In determining what costs are attributable to Janssen, the State Fund Committee shall develop a guideline that ensures that all Settling States are treated equitably.

**EXHIBIT T**  
**Severity Factors**

State	Severity Factor
Alabama	108.5243%
Alaska	107.8614%
American Samoa	102.7639%
Arizona	107.7129%
Arkansas	103.2818%
California	82.8688%
Colorado	95.2263%
Connecticut	121.0971%
Delaware	155.5946%
District of Columbia	88.3270%
Florida	107.9604%
Georgia	86.6675%
Guam	96.8019%
Hawaii	77.1051%
Idaho	93.0570%
Illinois	86.6318%
Indiana	108.6768%
Iowa	78.2056%
Kansas	89.6374%
Kentucky	150.0126%
Louisiana	105.2878%
Maine	132.7534%
Maryland	115.2160%
Massachusetts	110.3001%
Michigan	112.4239%
Minnesota	75.9148%
Mississippi	96.7243%
Missouri	107.8496%
Montana	99.7815%
N. Mariana Islands	100.2421%
Nebraska	71.9045%
Nevada	130.5519%
New Hampshire	144.4997%
New Jersey	102.3701%
New Mexico	128.9295%
New York	91.4472%

North Carolina	102.2754%
North Dakota	76.0864%
Ohio	123.0063%
Oklahoma	129.3047%
Oregon	108.9094%
Pennsylvania	118.2821%
Puerto Rico	73.9803%
Rhode Island	143.8802%
South Carolina	99.6801%
South Dakota	76.4482%
Tennessee	129.9078%
Texas	71.6286%
Utah	119.5878%
Vermont	140.2239%
Virgin Islands	100.4396%
Virginia	88.1611%
Washington	100.5007%
Wisconsin	99.6616%
Wyoming	100.9659%

## **EXHIBIT U**

### **Agreement on the State Outside Counsel Fee Fund**

1. **Creation of a State Outside Counsel Fee Fund.** Janssen and the Settling States agree to the creation of a state outside counsel fee fund to pay reasonable attorney's fees of Settling States with outside counsel in connection with litigation against Janssen (the "State Outside Counsel Fee Fund"). This agreement is a material part of the Settlement Agreement. All terms utilized in this Agreement shall have the same meaning as in the Settlement Agreement unless otherwise indicated.
2. **State Outside Counsel Fee Fund Administration.** The State Outside Counsel Fee Fund shall be administered separately from the Common Benefit Fund, the Contingency Fee Fund, the State Cost Fund, and the MDL Expense Fund. A committee of Attorneys General shall oversee the State Outside Counsel Fee Fund ("Fee Fund Committee"). The Fee Fund Committee shall initially consist of the following: (a) Arkansas; (b) Florida; (c) New Jersey; and (d) Puerto Rico. The Fee Fund Committee shall select a settlement fund administrator (who may or may not be different from the Settlement Administrator under the Distributor Agreement) (the "Fee Fund Administrator") who shall administer the State Outside Counsel Fee Fund according to the guidelines and directives of the Fee Fund Committee.
3. **State Outside Counsel Fee Eligibility.** To participate in the State Outside Counsel Fee Fund, an outside counsel for a Settling State must have filed and be maintaining an action in the name of a Settling State or its attorney general against Janssen in a state or federal court as of June 1, 2021. No Settling State can draw attorney's fees from both the State Outside Counsel Fee Fund and the similarly sized fund to reimburse Settling State's without outside counsel.
4. **State Outside Counsel Fee Fund Amount.** Janssen shall pay funds in the State Outside Counsel Fee Fund according to the schedule set forth below, as part of its annual Global Settlement Attorney Fee Amount payable to the Attorney Fee Fund, subject to the adjustments described below:

Payment Year 1	\$32,391,518.74
Payment Year 2	\$30,769,230.77
Payment Year 3	\$ 4,146,942.80
5. **State Outside Counsel Fee Fund Availability and Calculation of Amount.**
  - a. The State Outside Counsel Fee Fund shall be available to compensate private counsel for State Attorneys General for approved fees arising out of representation of the State pursuant to the schedule developed by the Fee Fund Committee and provided to Janssen.



- b. Fees shall be calculated by adding two components: (a) a fixed amount consisting of fifty (50%) of the amount allocated to a State utilizing the allocation percentage in the Settlement Agreement multiplied times 4.5%; and (b) a proportional percentage of the remaining fee due under that Settling State's contract assuming that fifty (50%) of the State's recovery is allocable to a Settling State (versus allocable to the Settling State's Subdivisions) so that the fees of all Settling States (minus the base amount that would have been due to any of Non-Settling States) exhausts the State Outside Counsel Fee Fund. The proportional share percentage will be the same for each Settling State included in the State Outside Counsel Fee Fund. All amounts paid will be less any costs or fees of the Fee Fund Administrator.

**6. Payment by the Fee Fund Administrator.**

- a. If a Settling State and a Settling State's outside counsel agree that the amount calculated in paragraph 5 above satisfies in full amounts owed to all Settling State outside counsel, then upon written notice of that agreement and counsel waiving in writing any entitlement to any additional fee, the Fee Fund Administrator shall pay that Settling State's outside counsel pursuant to the calculation and any schedule created by the Fee Fund Committee.
- b. If a Settling State's outside counsel does not agree that the amount calculated in Paragraph 5 above satisfies in full amounts owed by the Settling State, then the Settling State's share shall be placed in an interest bearing escrow account (less reasonable expenses of the Fee Fund Administrator) and held unless and until the Settling State and its outside counsel agree in a signed writing to a resolution of the amount outstanding or there is a final judgment entered that is no longer appealable.
- c. Upon being provided a signed, written agreement or the final non-appealable judgment, the Fee Fund Administrator shall release monies from the State Outside Counsel Fee Fund in either the amount held by the Fee Fund Administrator, if the amount of the agreement or judgment is equal to or more than the amount held, or the amount indicated in the agreement or in the final judgment, if the amount in the agreement or judgment is less than the amount held.
- d. Nothing herein, including the amounts listed in paragraph 5 above, shall prevent a Settling State from arguing in any proceeding with its outside counsel that (a) its recovery was less than fifty (50%) percent of the recovery in the Settlement Agreement down to and including fifteen (15%) percent of the total recovery; (b) any payment should be discounted by an appropriate discount rate commensurate to the risk of the Settlement Agreement and the timeline that the Settling State is receiving its payments; (c) the settlement amount should be lower because a Settling State's amounts were reduced because a Settling State's outside counsel failed to obtain joinder from a Settling State's Subdivision(s) who(m) the outside counsel also represented;

or (d) any limitation placed by Janssen bars payment of a higher fee to outside counsel.

- e. In the event the amount due to the Settling State's outside counsel from an escrow account is less than the total amount of funds escrowed on the account of the Settling State, the balance shall be paid to the Settling State. In no event, other than a State not being a Settling State, shall funds revert to Janssen.
- f. Amounts owed by Janssen to the State Outside Counsel Fee Fund shall be reduced and/or credited to Janssen by the amount specified in paragraph 7, below, for any Non-Settling outside counsel States.

**7. Reversion or Reduction of Amounts owed to Non-Settling States.** Amounts owed by Janssen to the State Outside Counsel Fee Fund shall be reduced on account of Non-Settling States as follows:

- a. If the State of Washington does not become a Participating State and eleven (11) of the other outside counsel States in the table below become Participating States, then the amount Janssen owes under paragraph 4 will be reduced by the State of Washington's Fixed Amount in the table below.
- b. If ten (10) outside counsel States in the table below become Participating States, then the amount Janssen owes under paragraph 4 will be reduced by the allocated Fixed Amount in the table below for each Non-Settling State.
- c. If nine (9) or fewer of the outside counsel States in the table below become Participating States, then the amount Janssen owes under paragraph 4 will be reduced by each Non-Settling State's allocated Fixed Amount plus half the difference between the Non-Settling State's full share of the "Fee Amount if all OC States Join" and the Fixed Amount for each Non-Settling State.

	JJ Allocation %	JJ Payment Amount	State Share	Contract Rate	Full Contract Amount	Fixed Amount	Fee Amount if all OC States Join
Arkansas	0.9663486633%	\$44,048,604.48	\$22,024,302.24	TIPAC	\$4,452,430.22	<b>\$991,093.60</b>	\$3,608,210.22
Florida	7.0259134409%	\$318,598,151.79	\$159,299,075.89	TIPAC	\$11,464,953.79	<b>\$7,168,458.42</b>	\$10,417,038.57
Idaho	0.5254331620%	\$24,023,889.47	\$12,011,944.74	10%	\$1,201,194.47	<b>\$540,537.51</b>	\$1,040,060.24
Kentucky	2.0929730531%	\$95,444,090.08	\$47,722,045.04	TIPAC	\$4,636,102.25	<b>\$2,147,492.03</b>	\$4,029,130.22
Mississippi	0.8898883053%	\$40,549,243.09	\$20,274,621.55	TIPAC	\$4,277,462.16	<b>\$912,357.97</b>	\$3,456,713.24
Nevada	1.2486754235%	\$56,896,524.63	\$28,448,262.31	19%	\$5,405,169.84	<b>\$1,280,171.80</b>	\$4,399,082.82
New Hampshire	0.6258752503%	\$28,620,454.86	\$14,310,277.43	27%	\$3,863,761.41	<b>\$643,960.23</b>	\$3,078,451.90
New Jersey	2.7551354545%	\$124,934,796.18	\$62,467,398.09	33%	\$20,614,241.37	<b>\$2,811,032.91</b>	\$16,272,038.83
New Mexico	0.8557238713%	\$39,104,404.67	\$19,552,202.33	24	\$4,692,528.56	<b>\$879,849.11</b>	\$3,762,616.04
Ohio	4.3567051408%	\$197,559,821.57	\$98,779,910.78	TIPAC	\$8,438,995.54	<b>\$4,445,095.99</b>	\$7,464,883.44
Puerto Rico	0.7263201134%	\$33,083,484.37	\$16,541,742.19	25%	\$4,135,435.55	<b>\$744,378.40</b>	\$3,308,356.71
South Dakota	0.2169945907%	\$9,948,315.49	\$4,974,157.75	12%	\$596,898.93	<b>\$233,837.10</b>	\$505,909.15
Washington	2.3189040182%	\$105,153,378.36	\$52,576,689.18	13.5%	\$7,097,853.04	<b>\$2,365,951.01</b>	\$5,943,742.14

8. In the event that the Fee Fund Administrator has received from Janssen part or all of the amount that Janssen is entitled to offset under paragraph 7 above, the Fee Fund Administrator shall return to Janssen the amount so received.

# National Opioid Settlements



## JANSSEN SETTLEMENT AGREEMENT - ALLOCATION NOTICE

Payment Year: 1-4

Date of Notice: 10/13/2022

Deadline to Dispute Allocation: 11/3/2022

Expiration of 50 Days: 12/2/2022

Settling State

Connecticut

### I. PAYMENT ALLOCATION DETERMINATION

This Notice is an official communication from the Directing Administrator of the National Opioid Settlements. A copy of this Notice has been sent to the Enforcement Committee and Janssen pursuant to Section V.B of the Janssen Settlement Agreement, dated as of July 21, 2021, as amended, between and among the Settling States, Janssen, and Participating Subdivisions (the "Janssen Settlement Agreement"). All capitalized terms used in this letter have the meanings ascribed to them in the Janssen Settlement Agreement.

Pursuant to Section V.B and Exhibit M of the Janssen Settlement Agreement, Connecticut's Total 2022 Janssen Payment amount is **\$42,786,144.11**, which is broken down in Table 1 in Attachment 1 to this Allocation Notice.

As provided under Section VI.C of the Janssen Settlement Agreement, Connecticut has instructed the Directing Administrator to calculate the intrastate allocations pursuant to the national default. Using the default provisions, the Directing Administrator has allocated the Annual Payment as follows: (i) 15% to the State Fund, (ii) 70% to the Abatement Accounts Fund, and (iii) 15% to the Subdivision Fund, to be paid directly to the Subdivisions per the allocation percentages provided in Exhibit G of the Janssen Settlement Agreement. Connecticut has further instructed the Directing Administrator to allocate the Additional Restitution Amount in full to the State Fund. The intrastate allocations are included as Attachment 1 to this Allocation Notice.

Undisputed amounts allocated to the State Fund, the Abatement Accounts Fund, and Subdivision Fund for Participating Subdivisions will be paid no later than the date that is 50 days after the date of this Allocation Notice.

### II. YOUR RIGHT TO DISPUTE

Section V.B.5 of the Janssen Settlement Agreement provides that within twenty-one (21) calendar days of receiving notice any party may dispute the calculation of the amount to be received by a Settling State or its Participating Subdivisions listed on Exhibit G as inconsistent with the terms of the Agreement. Written notice must be provided to the Settlement Fund Administrator, the Enforcement Committee, any affected Settling State, and Janssen identifying the nature of the dispute, the amount of money that is disputed, and the Settling State(s) affected.

A party has until the Deadline to Dispute Allocation listed at the top of this Allocation Notice to deliver a written notification of dispute. The amounts listed in this Allocation Notice will be deemed accepted if the Directing Administrator has not received a party's dispute before midnight Eastern Time on the deadline date. Submit your written request by email to [DirectingAdministrator@NationalOpioidOfficialSettlement.com](mailto:DirectingAdministrator@NationalOpioidOfficialSettlement.com).

Any party affected by the dispute may object to the notification of dispute. Depending on the nature of the dispute, contested disputes must be resolved in either the court that entered a state's Consent Judgment or the National Arbitration Panel. The Directing Administrator will not disburse any funds potentially affected by a contested dispute until the dispute is resolved by the court or the National Arbitration Panel.

# National Opioid Settlements



## III. TO ACCEPT PAYMENT

If you do not dispute the payment and you have previously created a Portal Account and completed your Payment Election Forms and W-9 Forms for purposes of the Distributor Settlement Agreement, no further action is needed. The Directing Administrator will begin issuing payments after the applicable deadlines have passed using the existing payment instructions. If you have not previously created a Portal Account, please do so and complete the Payment Election Forms and W-9 Forms to create payment instructions for any Settlement Payments. If you wish to use different Payment Election Form or W-9 Form data for the Janssen Settlement Agreement, you may log in to the Portal and complete new forms. **Keep your payment instructions current in the Portal as the Directing Administrator will use these forms to issue settlement payments.**

## IV. TO REALLOCATE PAYMENT

If you wish to reallocate your portion of the allocation to another Participating Subdivision or the Abatement Accounts Fund, you may do so by completing the Direct Payment and Allocation Election screen on the Portal or by emailing [DirectingAdministrator@NationalOpioidOfficialSettlement.com](mailto:DirectingAdministrator@NationalOpioidOfficialSettlement.com) before the Deadline to Dispute Allocation included on the Allocation Notice. The Directing Administrator will not treat a reallocation request as a dispute.

Sincerely,

BrownGreer PLC  
Directing Administrator  
250 Rocketts Way  
Richmond, VA 23231

# National Opioid Settlements



## ATTACHMENT 1 - JANSSEN 2022 PAYMENT ALLOCATIONS TO CONNECTICUT (As of 10/13/2022)

**TABLE 1: PAYMENT YEAR SUMMARY**

		Payment 1 Base Amount	Payment 1 Additional Restitution	Payment 2 Base Amount	Accelerated Payment 3 Incentive Amount	Accelerated Payment 4 Base Amount	Accelerated Payment 4 Incentive Amount	Accelerated Payment 5 Base Amount	Accelerated Payment 5 Incentive Amount	TOTAL 2022 JANSSEN PAYMENT <sup>1</sup>
1.	<b>Total Allocation</b>	\$3,781,125.52	\$265,775.68	\$8,821,442.32	\$7,060,486.00	\$3,474,249.98	\$7,366,854.17	\$3,516,985.64	\$8,499,224.80	<b>\$42,786,144.11</b>
2.	<b>Allocation Method</b>	<b>National Default</b>								
3.	15% to State Fund	\$567,168.83	\$265,775.68	\$1,323,216.35	\$1,059,072.90	\$521,137.50	\$1,105,028.13	\$527,547.85	\$1,274,883.72	<b>\$6,643,830.95</b>
4.	70% to Abatement Accounts Fund	\$2,646,787.86	\$0.00	\$6,175,009.63	\$4,942,340.20	\$2,431,974.98	\$5,156,797.92	\$2,461,889.95	\$5,949,457.36	<b>\$29,764,257.90</b>
5.	15% to Subdivision Fund	\$567,168.83	\$0.00	\$1,323,216.35	\$1,059,072.90	\$521,137.50	\$1,105,028.13	\$527,547.85	\$1,274,883.72	<b>\$6,378,055.26</b>

**TABLE 2: ALLOCATION TO SUBDIVISIONS**

	Subdivision	Exhibit G State Allocation Percentage	Total Payment 1	Total Payment 2	Total Payment 3	Total Payment 4	Total Payment 5	TOTAL 2022 JANSSEN PAYMENT
1.	Andover Town	0.0513214640%	\$291.08	\$679.09	\$543.53	\$834.57	\$925.03	<b>\$3,273.30</b>
2.	Ansonia City	0.5316052437%	\$3,015.10	\$7,034.29	\$5,630.09	\$8,644.78	\$9,581.82	<b>\$33,906.08</b>
3.	Ashford Town	0.1096965130%	\$622.16	\$1,451.52	\$1,161.77	\$1,783.85	\$1,977.20	<b>\$6,996.50</b>
4.	Avon Town	0.5494886534%	\$3,116.53	\$7,270.92	\$5,819.49	\$8,935.60	\$9,904.16	<b>\$35,046.70</b>
5.	Barkhamsted Town	0.0620629520%	\$352.00	\$821.23	\$657.29	\$1,009.25	\$1,118.64	<b>\$3,958.41</b>
6.	Beacon Falls Town	0.1953947308%	\$1,108.22	\$2,585.50	\$2,069.37	\$3,177.44	\$3,521.86	<b>\$12,462.39</b>
7.	Berlin Town	0.5215629385%	\$2,958.14	\$6,901.41	\$5,523.73	\$8,481.48	\$9,400.82	<b>\$33,265.58</b>
8.	Bethany Town	0.1039156068%	\$589.38	\$1,375.03	\$1,100.54	\$1,689.84	\$1,873.01	<b>\$6,627.80</b>
9.	Bethel Town	0.3522422145%	\$1,997.81	\$4,660.93	\$3,730.50	\$5,728.04	\$6,348.92	<b>\$22,466.20</b>

<sup>1</sup> Final payments to the individual Funds may vary by a total of +/- \$0.01-\$0.15 to account for adjustments due to rounding to the nearest cent in each of the Subdivision Payment 1-Payment 5 calculations.

# National Opioid Settlements



	Subdivision	Exhibit G State Allocation Percentage	Total Payment 1	Total Payment 2	Total Payment 3	Total Payment 4	Total Payment 5	TOTAL 2022 JANSSEN PAYMENT
10.	Bethlehem Town	0.0078647202%	\$44.61	\$104.07	\$83.29	\$127.89	\$141.76	<b>\$501.62</b>
11.	Bloomfield Town	0.4888368136%	\$2,772.53	\$6,468.37	\$5,177.14	\$7,949.30	\$8,810.95	<b>\$31,178.29</b>
12.	Bolton Town	0.1520831395%	\$862.57	\$2,012.39	\$1,610.67	\$2,473.12	\$2,741.19	<b>\$9,699.94</b>
13.	Bozrah Town	0.0582057867%	\$330.13	\$770.19	\$616.44	\$946.52	\$1,049.12	<b>\$3,712.40</b>
14.	Branford Town	0.8903816954%	\$5,049.97	\$11,781.68	\$9,429.79	\$14,479.08	\$16,048.52	<b>\$56,789.04</b>
15.	Bridgeport City	3.2580743095%	\$18,478.78	\$43,111.37	\$34,505.38	\$52,981.68	\$58,724.56	<b>\$207,801.77</b>
16.	Bridgewater Town	0.0118125935%	\$67.00	\$156.31	\$125.10	\$192.09	\$212.91	<b>\$753.41</b>
17.	Bristol City	1.3355768908%	\$7,574.98	\$17,672.57	\$14,144.73	\$21,718.69	\$24,072.86	<b>\$85,183.83</b>
18.	Brookfield Town	0.3087903124%	\$1,751.36	\$4,085.96	\$3,270.31	\$5,021.44	\$5,565.73	<b>\$19,694.80</b>
19.	Brooklyn Town	0.1880661562%	\$1,066.65	\$2,488.52	\$1,991.76	\$3,058.27	\$3,389.76	<b>\$11,994.96</b>
20.	Burlington Town	0.2348761319%	\$1,332.14	\$3,107.92	\$2,487.51	\$3,819.47	\$4,233.48	<b>\$14,980.52</b>
21.	Canaan Town	0.0343343640%	\$194.73	\$454.32	\$363.63	\$558.33	\$618.85	<b>\$2,189.86</b>
22.	Canterbury Town	0.1354310071%	\$768.12	\$1,792.05	\$1,434.31	\$2,202.33	\$2,441.05	<b>\$8,637.86</b>
23.	Canton Town	0.2669011966%	\$1,513.78	\$3,531.68	\$2,826.68	\$4,340.26	\$4,810.71	<b>\$17,023.11</b>
24.	Chaplin Town	0.0523959290%	\$297.17	\$693.31	\$554.91	\$852.04	\$944.40	<b>\$3,341.83</b>
25.	Cheshire Town	0.9783113499%	\$5,548.68	\$12,945.18	\$10,361.03	\$15,908.96	\$17,633.39	<b>\$62,397.24</b>
26.	Chester Town	0.0772387574%	\$438.07	\$1,022.04	\$818.01	\$1,256.03	\$1,392.18	<b>\$4,926.33</b>
27.	Clinton Town	0.5348726093%	\$3,033.63	\$7,077.52	\$5,664.69	\$8,697.91	\$9,640.71	<b>\$34,114.46</b>
28.	Colchester Town	0.6134395770%	\$3,479.24	\$8,117.13	\$6,496.77	\$9,975.54	\$11,056.83	<b>\$39,125.51</b>
29.	Colebrook Town	0.0296870114%	\$168.38	\$392.82	\$314.41	\$482.76	\$535.09	<b>\$1,893.46</b>
30.	Columbia Town	0.1005666237%	\$570.38	\$1,330.71	\$1,065.07	\$1,635.38	\$1,812.64	<b>\$6,414.18</b>
31.	Cornwall Town	0.0486027928%	\$275.66	\$643.12	\$514.74	\$790.36	\$876.03	<b>\$3,099.91</b>
32.	Coventry Town	0.3460011479%	\$1,962.41	\$4,578.34	\$3,664.40	\$5,626.55	\$6,236.43	<b>\$22,068.13</b>
33.	Cromwell Town	0.4750451453%	\$2,694.31	\$6,285.88	\$5,031.07	\$7,725.02	\$8,562.36	<b>\$30,298.64</b>

# National Opioid Settlements



	Subdivision	Exhibit G State Allocation Percentage	Total Payment 1	Total Payment 2	Total Payment 3	Total Payment 4	Total Payment 5	TOTAL 2022 JANSSEN PAYMENT
34.	Danbury City	1.1556465907%	\$6,554.47	\$15,291.70	\$12,239.14	\$18,792.73	\$20,829.74	\$73,707.78
35.	Darien Town	0.6429649345%	\$3,646.70	\$8,507.82	\$6,809.47	\$10,455.67	\$11,589.00	\$41,008.66
36.	Deep River Town	0.0924563595%	\$524.38	\$1,223.40	\$979.18	\$1,503.49	\$1,666.46	\$5,896.91
37.	Derby City	0.3503125449%	\$1,986.86	\$4,635.39	\$3,710.07	\$5,696.66	\$6,314.14	\$22,343.12
38.	Durham Town	0.0079309232%	\$44.98	\$104.94	\$83.99	\$128.97	\$142.95	\$505.83
39.	East Granby Town	0.1455975170%	\$825.78	\$1,926.57	\$1,541.98	\$2,367.66	\$2,624.30	\$9,286.29
40.	East Haddam Town	0.3145696377%	\$1,784.14	\$4,162.44	\$3,331.52	\$5,115.42	\$5,669.90	\$20,063.42
41.	East Hampton Town	0.4637546663%	\$2,630.27	\$6,136.48	\$4,911.50	\$7,541.42	\$8,358.86	\$29,578.53
42.	East Hartford Town	1.2645454069%	\$7,172.11	\$16,732.67	\$13,392.46	\$20,563.60	\$22,792.57	\$80,653.41
43.	East Haven Town	0.8590923735%	\$4,872.50	\$11,367.65	\$9,098.41	\$13,970.26	\$15,484.55	\$54,793.37
44.	East Lyme Town	0.6375826296%	\$3,616.17	\$8,436.60	\$6,752.46	\$10,368.15	\$11,491.99	\$40,665.37
45.	East Windsor Town	0.2419743793%	\$1,372.40	\$3,201.84	\$2,562.69	\$3,934.90	\$4,361.42	\$15,433.25
46.	Eastford Town	0.0446651958%	\$253.33	\$591.02	\$473.04	\$726.33	\$805.06	\$2,848.78
47.	Easton Town	0.1354961231%	\$768.49	\$1,792.91	\$1,435.00	\$2,203.39	\$2,442.22	\$8,642.01
48.	Ellington Town	0.4010047839%	\$2,274.37	\$5,306.16	\$4,246.93	\$6,521.00	\$7,227.84	\$25,576.30
49.	Enfield Town	0.9173431190%	\$5,202.88	\$12,138.43	\$9,715.33	\$14,917.52	\$16,534.48	\$58,508.64
50.	Essex Town	0.1431870357%	\$812.11	\$1,894.67	\$1,516.46	\$2,328.46	\$2,580.85	\$9,132.55
51.	Fairfield Town	1.4212308415%	\$8,060.78	\$18,805.96	\$15,051.87	\$23,111.57	\$25,616.71	\$90,646.89
52.	Farmington Town	0.6572091547%	\$3,727.49	\$8,696.30	\$6,960.32	\$10,687.31	\$11,845.75	\$41,917.17
53.	Franklin Town	0.0446032416%	\$252.98	\$590.20	\$472.38	\$725.32	\$803.94	\$2,844.82
54.	Glastonbury Town	1.0420644550%	\$5,910.26	\$13,788.77	\$11,036.22	\$16,945.69	\$18,782.50	\$66,463.44
55.	Goshen Town	0.0030464255%	\$17.28	\$40.31	\$32.26	\$49.54	\$54.91	\$194.30
56.	Granby Town	0.2928405247%	\$1,660.90	\$3,874.91	\$3,101.39	\$4,762.07	\$5,278.25	\$18,677.52
57.	Greenwich Town	1.5644702467%	\$8,873.19	\$20,701.33	\$16,568.88	\$25,440.88	\$28,198.51	\$99,782.79



# National Opioid Settlements



	Subdivision	Exhibit G State Allocation Percentage	Total Payment 1	Total Payment 2	Total Payment 3	Total Payment 4	Total Payment 5	TOTAL 2022 JANSSEN PAYMENT
58.	Griswold Town	0.3865570141%	\$2,192.43	\$5,114.99	\$4,093.92	\$6,286.06	\$6,967.43	\$24,654.83
59.	Groton Town	1.4033874500%	\$7,959.58	\$18,569.85	\$14,862.90	\$22,821.40	\$25,295.10	\$89,508.83
60.	Guilford Town	0.8399392493%	\$4,763.87	\$11,114.21	\$8,895.57	\$13,658.80	\$15,139.33	\$53,571.78
61.	Haddam Town	0.0151716553%	\$86.05	\$200.75	\$160.68	\$246.72	\$273.46	\$967.66
62.	Hamden Town	1.7724359413%	\$10,052.70	\$23,453.16	\$18,771.39	\$28,822.74	\$31,946.94	\$113,046.93
63.	Hampton Town	0.0429454985%	\$243.57	\$568.26	\$454.82	\$698.36	\$774.06	\$2,739.07
64.	Hartford City	5.3268549899%	\$30,212.26	\$70,485.82	\$56,415.28	\$86,623.48	\$96,012.92	\$339,749.76
65.	Hartland Town	0.0359782738%	\$204.06	\$476.07	\$381.04	\$585.07	\$648.48	\$2,294.72
66.	Harwinton Town	0.0126363764%	\$71.67	\$167.21	\$133.83	\$205.49	\$227.76	\$805.96
67.	Hebron Town	0.1593443254%	\$903.75	\$2,108.47	\$1,687.57	\$2,591.20	\$2,872.07	\$10,163.06
68.	Kent Town	0.0835899976%	\$474.10	\$1,106.08	\$885.28	\$1,359.31	\$1,506.65	\$5,331.42
69.	Killingly Town	0.6116898413%	\$3,469.31	\$8,093.98	\$6,478.24	\$9,947.09	\$11,025.29	\$39,013.91
70.	Killingworth Town	0.2652963170%	\$1,504.68	\$3,510.44	\$2,809.68	\$4,314.16	\$4,781.78	\$16,920.74
71.	Lebanon Town	0.2746607824%	\$1,557.79	\$3,634.36	\$2,908.86	\$4,466.44	\$4,950.57	\$17,518.02
72.	Ledyard Town	0.5514380850%	\$3,127.58	\$7,296.72	\$5,840.13	\$8,967.30	\$9,939.29	\$35,171.02
73.	Lisbon Town	0.1156355161%	\$655.85	\$1,530.11	\$1,224.66	\$1,880.43	\$2,084.25	\$7,375.30
74.	Litchfield Town	0.3481982974%	\$1,974.87	\$4,607.42	\$3,687.67	\$5,662.28	\$6,276.04	\$22,208.28
75.	Lyme Town	0.0023141411%	\$13.13	\$30.62	\$24.51	\$37.63	\$41.71	\$147.60
76.	Madison Town	0.7594223560%	\$4,307.21	\$10,048.80	\$8,042.84	\$12,349.47	\$13,688.07	\$48,436.39
77.	Manchester Town	1.3929765818%	\$7,900.53	\$18,432.09	\$14,752.64	\$22,652.11	\$25,107.45	\$88,844.82
78.	Mansfield Town	0.3058754037%	\$1,734.83	\$4,047.39	\$3,239.44	\$4,974.04	\$5,513.19	\$19,508.89
79.	Marlborough Town	0.0766010346%	\$434.46	\$1,013.60	\$811.26	\$1,245.66	\$1,380.68	\$4,885.66
80.	Meriden City	1.8508778149%	\$10,497.60	\$24,491.12	\$19,602.15	\$30,098.34	\$33,360.81	\$118,050.02
81.	Middlebury Town	0.0276033951%	\$156.56	\$365.25	\$292.34	\$448.88	\$497.53	\$1,760.56

# National Opioid Settlements



	Subdivision	Exhibit G State Allocation Percentage	Total Payment 1	Total Payment 2	Total Payment 3	Total Payment 4	Total Payment 5	TOTAL 2022 JANSSEN PAYMENT
82.	Middlefield Town	0.0075627554%	\$42.89	\$100.07	\$80.10	\$122.98	\$136.31	<b>\$482.35</b>
83.	Middletown City	1.5343128975%	\$8,702.14	\$20,302.28	\$16,249.49	\$24,950.47	\$27,654.94	<b>\$97,859.32</b>
84.	Milford City	1.8215679630%	\$10,331.37	\$24,103.29	\$19,291.73	\$29,621.71	\$32,832.52	<b>\$116,180.62</b>
85.	Monroe Town	0.4307375445%	\$2,443.01	\$5,699.59	\$4,561.82	\$7,004.51	\$7,763.75	<b>\$27,472.68</b>
86.	Montville Town	0.5806185940%	\$3,293.09	\$7,682.84	\$6,149.17	\$9,441.82	\$10,465.25	<b>\$37,032.17</b>
87.	Morris Town	0.0099785725%	\$56.60	\$132.04	\$105.68	\$162.27	\$179.86	<b>\$636.45</b>
88.	Naugatuck Borough	1.0644527326%	\$6,037.24	\$14,085.01	\$11,273.33	\$17,309.76	\$19,186.03	<b>\$67,891.37</b>
89.	New Britain City	1.5740557511%	\$8,927.55	\$20,828.16	\$16,670.40	\$25,596.75	\$28,371.28	<b>\$100,394.14</b>
90.	New Canaan Town	0.6136187204%	\$3,480.25	\$8,119.50	\$6,498.67	\$9,978.46	\$11,060.06	<b>\$39,136.94</b>
91.	New Fairfield Town	0.2962030448%	\$1,679.97	\$3,919.41	\$3,137.01	\$4,816.75	\$5,338.86	<b>\$18,892.00</b>
92.	New Hartford Town	0.1323482193%	\$750.64	\$1,751.25	\$1,401.66	\$2,152.20	\$2,385.49	<b>\$8,441.24</b>
93.	New Haven City	5.8061427601%	\$32,930.63	\$76,827.83	\$61,491.28	\$94,417.50	\$104,651.75	<b>\$370,318.99</b>
94.	New London City	1.0536729060%	\$5,976.10	\$13,942.37	\$11,159.16	\$17,134.47	\$18,991.73	<b>\$67,203.83</b>
95.	New Milford Town	1.0565475001%	\$5,992.41	\$13,980.41	\$11,189.61	\$17,181.21	\$19,043.55	<b>\$67,387.19</b>
96.	Newington Town	0.7132456565%	\$4,045.31	\$9,437.78	\$7,553.79	\$11,598.56	\$12,855.76	<b>\$45,491.20</b>
97.	Newtown Town	0.5964476353%	\$3,382.87	\$7,892.29	\$6,316.82	\$9,699.23	\$10,750.56	<b>\$38,041.77</b>
98.	Norfolk Town	0.0442819100%	\$251.15	\$585.95	\$468.98	\$720.10	\$798.15	<b>\$2,824.33</b>
99.	North Branford Town	0.4795791623%	\$2,720.02	\$6,345.87	\$5,079.09	\$7,798.75	\$8,644.09	<b>\$30,587.82</b>
100.	North Canaan Town	0.0913148022%	\$517.91	\$1,208.29	\$967.09	\$1,484.93	\$1,645.89	<b>\$5,824.11</b>
101.	North Haven Town	0.7922543069%	\$4,493.42	\$10,483.24	\$8,390.55	\$12,883.37	\$14,279.84	<b>\$50,530.42</b>
102.	North Stonington Town	0.1803885830%	\$1,023.11	\$2,386.93	\$1,910.45	\$2,933.42	\$3,251.38	<b>\$11,505.29</b>
103.	Norwalk City	1.5918210823%	\$9,028.31	\$21,063.24	\$16,858.55	\$25,885.65	\$28,691.49	<b>\$101,527.24</b>
104.	Norwich City	1.1639182124%	\$6,601.38	\$15,401.16	\$12,326.74	\$18,927.24	\$20,978.83	<b>\$74,235.35</b>
105.	Old Lyme Town	0.0247921386%	\$140.61	\$328.05	\$262.57	\$403.16	\$446.86	<b>\$1,581.25</b>

# National Opioid Settlements



	Subdivision	Exhibit G State Allocation Percentage	Total Payment 1	Total Payment 2	Total Payment 3	Total Payment 4	Total Payment 5	TOTAL 2022 JANSSEN PAYMENT
106.	Old Saybrook Town	0.4181170767%	\$2,371.43	\$5,532.59	\$4,428.16	\$6,799.28	\$7,536.27	\$26,667.73
107.	Orange Town	0.3683598812%	\$2,089.22	\$4,874.20	\$3,901.20	\$5,990.14	\$6,639.43	\$23,494.19
108.	Oxford Town	0.3955127994%	\$2,243.23	\$5,233.49	\$4,188.77	\$6,431.69	\$7,128.85	\$25,226.03
109.	Plainfield Town	0.5352043161%	\$3,035.51	\$7,081.91	\$5,668.20	\$8,703.31	\$9,646.69	\$34,135.62
110.	Plainville Town	0.3937549612%	\$2,233.26	\$5,210.23	\$4,170.15	\$6,403.11	\$7,097.16	\$25,113.91
111.	Plymouth Town	0.4213382978%	\$2,389.70	\$5,575.22	\$4,462.28	\$6,851.66	\$7,594.33	\$26,873.19
112.	Pomfret Town	0.1174722050%	\$666.27	\$1,554.41	\$1,244.12	\$1,910.29	\$2,117.36	\$7,492.45
113.	Portland Town	0.3205523149%	\$1,818.07	\$4,241.60	\$3,394.88	\$5,212.71	\$5,777.74	\$20,445.00
114.	Preston Town	0.1319895374%	\$748.60	\$1,746.51	\$1,397.87	\$2,146.37	\$2,379.02	\$8,418.37
115.	Prospect Town	0.3056173107%	\$1,733.37	\$4,043.98	\$3,236.71	\$4,969.84	\$5,508.54	\$19,492.44
116.	Putnam Town	0.2953254103%	\$1,674.99	\$3,907.79	\$3,127.71	\$4,802.48	\$5,323.04	\$18,836.01
117.	Redding Town	0.1726435223%	\$979.18	\$2,284.45	\$1,828.42	\$2,807.47	\$3,111.78	\$11,011.30
118.	Ridgefield Town	0.6645173744%	\$3,768.94	\$8,793.00	\$7,037.72	\$10,806.15	\$11,977.47	\$42,383.28
119.	Rocky Hill Town	0.3929175425%	\$2,228.51	\$5,199.15	\$4,161.28	\$6,389.49	\$7,082.07	\$25,060.50
120.	Roxbury Town	0.0037924445%	\$21.51	\$50.18	\$40.16	\$61.67	\$68.36	\$241.88
121.	Salem Town	0.1075219911%	\$609.83	\$1,422.75	\$1,138.74	\$1,748.49	\$1,938.01	\$6,857.82
122.	Salisbury Town	0.1052257347%	\$596.81	\$1,392.36	\$1,114.42	\$1,711.14	\$1,896.62	\$6,711.35
123.	Scotland Town	0.0395212218%	\$224.15	\$522.95	\$418.56	\$642.68	\$712.34	\$2,520.68
124.	Seymour Town	0.5301171581%	\$3,006.66	\$7,014.60	\$5,614.33	\$8,620.58	\$9,555.00	\$33,811.17
125.	Sharon Town	0.0761294123%	\$431.78	\$1,007.36	\$806.27	\$1,237.99	\$1,372.18	\$4,855.58
126.	Shelton City	0.5601099879%	\$3,176.77	\$7,411.47	\$5,931.97	\$9,108.32	\$10,095.60	\$35,724.13
127.	Sherman Town	0.0494382353%	\$280.40	\$654.17	\$523.59	\$803.95	\$891.09	\$3,153.20
128.	Simsbury Town	0.6988446241%	\$3,963.63	\$9,247.23	\$7,401.27	\$11,364.37	\$12,596.20	\$44,572.70
129.	Somers Town	0.2491740063%	\$1,413.24	\$3,297.11	\$2,638.93	\$4,051.98	\$4,491.19	\$15,892.45

# National Opioid Settlements



	Subdivision	Exhibit G State Allocation Percentage	Total Payment 1	Total Payment 2	Total Payment 3	Total Payment 4	Total Payment 5	TOTAL 2022 JANSSEN PAYMENT
130.	South Windsor Town	0.7310935932%	\$4,146.53	\$9,673.95	\$7,742.81	\$11,888.79	\$13,177.46	<b>\$46,629.54</b>
131.	Southbury Town	0.0581965974%	\$330.07	\$770.07	\$616.34	\$946.37	\$1,048.95	<b>\$3,711.80</b>
132.	Southington Town	0.9683065927%	\$5,491.93	\$12,812.79	\$10,255.07	\$15,746.27	\$17,453.06	<b>\$61,759.12</b>
133.	Sprague Town	0.0874709763%	\$496.11	\$1,157.43	\$926.38	\$1,422.42	\$1,576.60	<b>\$5,578.94</b>
134.	Stafford Town	0.3388202949%	\$1,921.68	\$4,483.33	\$3,588.35	\$5,509.78	\$6,107.00	<b>\$21,610.14</b>
135.	Stamford City	2.9070395589%	\$16,487.82	\$38,466.42	\$30,787.67	\$47,273.28	\$52,397.40	<b>\$185,412.59</b>
136.	Sterling Town	0.0949826467%	\$538.71	\$1,256.83	\$1,005.94	\$1,544.58	\$1,712.00	<b>\$6,058.06</b>
137.	Stonington Town	0.5576891315%	\$3,163.04	\$7,379.43	\$5,906.33	\$9,068.95	\$10,051.96	<b>\$35,569.71</b>
138.	Stratford Town	0.9155695700%	\$5,192.83	\$12,114.97	\$9,696.55	\$14,888.68	\$16,502.51	<b>\$58,395.54</b>
139.	Suffield Town	0.3402792315%	\$1,929.96	\$4,502.63	\$3,603.81	\$5,533.50	\$6,133.30	<b>\$21,703.20</b>
140.	Thomaston Town	0.2664061562%	\$1,510.97	\$3,525.13	\$2,821.44	\$4,332.21	\$4,801.79	<b>\$16,991.54</b>
141.	Thompson Town	0.2673479187%	\$1,516.31	\$3,537.59	\$2,831.41	\$4,347.52	\$4,818.76	<b>\$17,051.59</b>
142.	Tolland Town	0.4342020371%	\$2,462.66	\$5,745.43	\$4,598.52	\$7,060.84	\$7,826.19	<b>\$27,693.64</b>
143.	Torrington City	1.3652460176%	\$7,743.25	\$18,065.16	\$14,458.95	\$22,201.16	\$24,607.63	<b>\$87,076.15</b>
144.	Trumbull Town	0.7617744403%	\$4,320.55	\$10,079.92	\$8,067.75	\$12,387.71	\$13,730.46	<b>\$48,586.39</b>
145.	Union Town	0.0153941764%	\$87.31	\$203.70	\$163.04	\$250.33	\$277.47	<b>\$981.85</b>
146.	Vernon Town	0.7027162157%	\$3,985.59	\$9,298.46	\$7,442.28	\$11,427.33	\$12,665.98	<b>\$44,819.64</b>
147.	Voluntown Town	0.0733181557%	\$415.84	\$970.16	\$776.49	\$1,192.27	\$1,321.51	<b>\$4,676.27</b>
148.	Wallingford Town	1.5350353996%	\$8,706.24	\$20,311.84	\$16,257.14	\$24,962.22	\$27,667.96	<b>\$97,905.40</b>
149.	Warren Town	0.0489758024%	\$277.78	\$648.06	\$518.69	\$796.43	\$882.76	<b>\$3,123.72</b>
150.	Washington Town	0.1553517897%	\$881.11	\$2,055.64	\$1,645.29	\$2,526.28	\$2,800.11	<b>\$9,908.43</b>
151.	Waterbury City	4.6192219654%	\$26,198.79	\$61,122.30	\$48,920.93	\$75,116.20	\$83,258.31	<b>\$294,616.53</b>
152.	Waterford Town	0.7608802056%	\$4,315.48	\$10,068.09	\$8,058.28	\$12,373.17	\$13,714.34	<b>\$48,529.36</b>
153.	Watertown Town	0.6868118808%	\$3,895.38	\$9,088.01	\$7,273.84	\$11,168.70	\$12,379.31	<b>\$43,805.24</b>

# National Opioid Settlements



	Subdivision	Exhibit G State Allocation Percentage	Total Payment 1	Total Payment 2	Total Payment 3	Total Payment 4	Total Payment 5	TOTAL 2022 JANSSEN PAYMENT
154.	West Hartford Town	1.6216697477%	\$9,197.61	\$21,458.20	\$17,174.66	\$26,371.04	\$29,229.49	<b>\$103,431.00</b>
155.	West Haven City	1.4026972589%	\$7,955.66	\$18,560.72	\$14,855.59	\$22,810.18	\$25,282.66	<b>\$89,464.81</b>
156.	Westbrook Town	0.2586999280%	\$1,467.27	\$3,423.16	\$2,739.82	\$4,206.89	\$4,662.89	<b>\$16,500.03</b>
157.	Weston Town	0.3664201329%	\$2,078.22	\$4,848.53	\$3,880.66	\$5,958.60	\$6,604.47	<b>\$23,370.48</b>
158.	Westport Town	0.8921084083%	\$5,059.76	\$11,804.52	\$9,448.08	\$14,507.16	\$16,079.64	<b>\$56,899.16</b>
159.	Wethersfield Town	0.6208707168%	\$3,521.39	\$8,215.46	\$6,575.47	\$10,096.39	\$11,190.77	<b>\$39,599.48</b>
160.	Willington Town	0.0975268185%	\$553.14	\$1,290.49	\$1,032.88	\$1,585.95	\$1,757.85	<b>\$6,220.31</b>
161.	Wilton Town	0.6378099925%	\$3,617.46	\$8,439.61	\$6,754.87	\$10,371.85	\$11,496.09	<b>\$40,679.88</b>
162.	Winchester Town	0.3760305376%	\$2,132.73	\$4,975.70	\$3,982.44	\$6,114.88	\$6,777.69	<b>\$23,983.44</b>
163.	Windham Town	1.0108949901%	\$5,733.48	\$13,376.33	\$10,706.11	\$16,438.83	\$18,220.69	<b>\$64,475.44</b>
164.	Windsor Locks Town	0.3174167624%	\$1,800.29	\$4,200.11	\$3,361.67	\$5,161.72	\$5,721.22	<b>\$20,245.01</b>
165.	Windsor Town	0.7548324123%	\$4,281.17	\$9,988.07	\$7,994.23	\$12,274.83	\$13,605.34	<b>\$48,143.64</b>
166.	Wolcott Town	0.5443693820%	\$3,087.49	\$7,203.18	\$5,765.27	\$8,852.35	\$9,811.89	<b>\$34,720.18</b>
167.	Woodbridge Town	0.2435300513%	\$1,381.23	\$3,222.43	\$2,579.16	\$3,960.20	\$4,389.46	<b>\$15,532.48</b>
168.	Woodbury Town	0.3411988605%	\$1,935.17	\$4,514.80	\$3,613.54	\$5,548.46	\$6,149.88	<b>\$21,761.85</b>
169.	Woodmont Borough	0.0173159412%	\$98.21	\$229.13	\$183.39	\$281.59	\$312.11	<b>\$1,104.43</b>
170.	Woodstock Town	0.1817110623%	\$1,030.61	\$2,404.43	\$1,924.45	\$2,954.92	\$3,275.22	<b>\$11,589.63</b>
<b>171.</b>	<b>TOTALS</b>	<b>100.0000%</b>	<b>\$567,168.83</b>	<b>\$1,323,216.38</b>	<b>\$1,059,072.84</b>	<b>\$1,626,165.60</b>	<b>\$1,802,431.48</b>	<b>\$6,378,055.13</b>



# TOWN OF LEDYARD

741 Colonel Ledyard  
Highway  
Ledyard, CT 06339-1511

---

**File #:** 23-1458

**Agenda Date:** 4/5/2023

**Agenda #:** 8.

---

AGENDA REQUEST  
GENERAL DISCUSSION ITEM

**Subject:**

Discussion regarding the continuation of the Visiting Nurses Association in Ledyard.

**Background:**

**Department Comment/Recommendation:**

(type text here)

	<u>FY' 23/24**</u>	<u>Projected FY' 22/23</u>	<u>(1) FY' 22/23</u>	<u>FY' 21/22</u>	<u>FY' 20/21</u>	<u>FY' 19/20</u>	<u>FY' 18/19</u>	<u>FY' 17/18</u>	<u>FY' 16/17</u>	<u>FY' 15/16</u>
PHN Revenues			\$800,000 <sup>^</sup>							
PHN Fees	\$ 600,000	526,058	350,705	636,929	883,537	943,024	835,413	946,094	1,039,360	1,090,729
% increase/decrease	(0)	-17.41%		-27.91%	-6.31%	12.88%	-11.70%	-8.97%	-4.71%	
PHN Expenses										
Department Head Wages	97,857	95,000	58,546	92,674	90,835	89,388	87,904	83,866	82,462	80,109
Supervisors	87,131	78,000	50,993	76,668	68,810	69,250	69,057	64,761	64,320	59,337
Assistant Wages	51,627	73,000	57,309	99,890	96,519	91,271	85,406	84,590	77,366	74,891
Nurses Salary	192,902	180,000	121,721	197,071	215,880	219,854	169,206	192,749	240,153	210,196
Nurses Aids	30,000	19,125	12,750	21,904	25,913	31,814	37,704	44,644	44,968	54,727
Per Diem Nurses	63,850	6,765	4,510	45,658	49,983	24,516	56,653	42,898	26,725	33,119
Stipends (Munic. Agent)	10,000	10,000	6,440	10,000	-	-	-	-	-	-
Clothing Allowance	1,550	2,273	1,515	800	1,620	2,850	-	-	-	-
Professional/Tech Services	125,000	90,000	50,782	83,125	100,682	130,427	142,559	170,580	158,891	172,106
Other Professional/Tech Services	2,000	750	500	3,950	5,100	4,000	4,250	5,350	6,650	6,000
Accounting Services	3,000	3,563	2,375	2,375	2,375	2,375	3,000	3,000	3,000	4,000
Patient Satisfaction Survey	2,500	1,800	1,200	1,800	1,800	1,650	1,800	2,081	830	2,496
ICD Coding	14,000	8,970	5,980	9,193	9,280	9,931	8,962	9,222	12,992	9,945
Contract Maintenance / Leases	12,143	10,103	6,735	10,369	10,425	9,906	10,232	11,002	10,061	9,259
Repairs & Maintenance	47,000	26,261	17,507	27,620	18,884	20,351	20,237	19,254	17,650	9,200
COVID 19 Expenses	-	-	-	-	-	642	-	-	-	-
Operating Expenses	10,000	10,677	7,118	9,123	10,806	13,534	12,406	11,816	13,048	8,580
Other Supplies	7,000	3,815	2,543	8,105	17,284	20,531	16,492	14,159	12,538	10,555
Dues & Fees	-	-	-	-	550	-	-	-	-	-
Trainings/Meeting/Dues	7,040	8,375	5,583	5,756	9,082	6,301	10,801	12,376	13,354	10,304
Employee Reimbursement	16,000	7,268	4,845	11,885	13,969	14,707	16,034	16,060	16,192	16,137
VNA Liability coverage	7,203	7,203	7,203	7,203	7,203	7,203	7,203			
Community Health Program	3,000	443	295	5,056	1,271	3,566	3,444	2,347	7,677	4,632
Miscellaneous Expenses	2,000	1,722	1,148	678	659	902	941	-	3,560	3,586
Total Expenses	792,803	645,109	427,598	730,903	758,930	774,969	764,291	790,755	812,437	779,179
% increase/decrease		-11.74%		-3.69%	-2.07%	1.40%	-3.35%	-2.67%	4.27%	
Profit (Loss) before Benefits	(192,803)	(119,052)	(76,893)	(93,974)	124,607	168,055	71,122	155,339	226,923	311,550
Benfits (38% 22-20/ 36% 16-19)	163,216	\$ 161,880	\$ 109,656	\$ 177,195	\$ 179,377	\$ 178,510	\$ 148,166	\$ 153,348	\$ 167,148	\$ 152,832
Net Profit (Loss) after benefit calc.	(356,019)	\$ (280,932)	\$ (186,549)	\$ (271,169)	\$ (54,770)	\$ (10,455)	\$ (77,044)	\$ 1,991	\$ 59,775	\$ 158,718

\*\* Pro-Forma

(1) - actual through February 28, 2023

<sup>^</sup> Budgeted revenue



# Town and Schools of Ledyard

## YEAR-TO-DATE BUDGET REPORT

FOR 2021 13							
	ORIGINAL APPROP	TRANS/ADJSMTS	REVISED BUDGET	YTD EXPENDED	ENCUMBRANCES	AVAILABLE BUDGET	% USED
<b>10130101 PUBLIC HEALTH NURSING</b>							
10130101 51600	90,431.00	0.00	90,431.00	90,834.62	0.00	-403.62	100.4%
10130101 51610	68,549.00	0.00	68,549.00	68,810.33	0.00	-261.33	100.4%
10130101 51615	93,323.00	0.00	93,323.00	96,519.20	0.00	-3,196.20	103.4%
10130101 51645	206,179.00	0.00	206,179.00	215,879.90	0.00	-9,700.90	104.7%
10130101 51646	53,850.00	-850.00	53,000.00	25,912.76	0.00	27,087.24	48.9%
10130101 51710	62,980.00	0.00	62,980.00	49,983.35	0.00	12,996.65	79.4%
10130101 52610	1,620.00	0.00	1,620.00	1,620.00	0.00	0.00	100.0%
10130101 53300	155,000.00	0.00	155,000.00	100,681.50	0.00	54,318.50	65.0%
10130101 53400	7,210.00	0.00	7,210.00	5,100.00	0.00	2,110.00	70.7%
10130101 53600	3,000.00	0.00	3,000.00	2,375.00	0.00	625.00	79.2%
10130101 53635	2,500.00	0.00	2,500.00	1,800.00	0.00	700.00	72.0%
10130101 53636	13,920.00	0.00	13,920.00	9,280.00	1,102.00	3,538.00	74.6%
10130101 53700	12,143.00	0.00	12,143.00	10,424.60	0.00	1,718.40	85.8%
10130101 54300	22,420.00	0.00	22,420.00	18,884.39	469.54	3,066.07	86.3%
10130101 56100	12,616.65	0.00	12,616.65	10,806.41	109.15	1,701.09	86.5%
10130101 56900	17,000.00	1,621.00	18,621.00	17,283.56	0.00	1,337.44	92.8%
10130101 58100	0.00	0.00	0.00	550.00	0.00	-550.00	100.0%
10130101 58110	9,630.00	910.00	10,540.00	9,082.25	0.00	1,457.75	86.2%
10130101 58300	18,000.00	0.00	18,000.00	13,969.44	0.00	4,030.56	77.6%
10130101 58775	5,150.00	-621.00	4,529.00	1,271.05	0.00	3,257.95	28.1%



# Town and Schools of Ledyard

## YEAR-TO-DATE BUDGET REPORT

FOR 2021 13							
	ORIGINAL APPROP	TRANS/ADJSMTS	REVISED BUDGET	YTD EXPENDED	ENCUMBRANCES	AVAILABLE BUDGET	% USED
10130101 58790	1,750.00	MISCELLANEOUS EXPENSES -1,060.00	690.00	659.40	0.00	30.60	95.6%
TOTAL PUBLIC HEALTH NURSING	857,271.65	0.00	857,271.65	751,727.76	1,680.69	103,863.20	87.9%
TOTAL EXPENSES	857,271.65	0.00	857,271.65	751,727.76	1,680.69	103,863.20	
GRAND TOTAL	857,271.65	0.00	857,271.65	751,727.76	1,680.69	103,863.20	87.9%

\*\* END OF REPORT - Generated by Matthew Bonin \*\*

# Town and Schools of Ledyard

## YEAR-TO-DATE BUDGET REPORT

FOR 2021 13							
ORIGINAL	ESTIM REV	ESTIM REV ADJ	REVISED	ESTIM REV	ACTUAL YTD	REVENUE	REMAINING REVENUE % COLL
1013001 HEALTH/WELFARE-CHARGE/ SERVICE							
1013001 47034	-835,000.00	PUBLIC HEALTH NURSING FEES 0.00	-835,000.00		-883,536.62		48,536.62 105.8%
TOTAL HEALTH/WELFARE-CHARGE/ SERVICE							
	-835,000.00	0.00	-835,000.00		-883,536.62		48,536.62 105.8%
TOTAL REVENUES							
	-835,000.00	0.00	-835,000.00		-883,536.62		48,536.62
GRAND TOTAL							
	-835,000.00	0.00	-835,000.00		-883,536.62		48,536.62 105.8%

\*\* END OF REPORT - Generated by Matthew Bonin \*\*

# Town and Schools of Ledyard

## YEAR-TO-DATE BUDGET REPORT

FOR 2022 13

	ORIGINAL APPROP	TRANS/ADJSMTS	REVISED BUDGET	YTD EXPENDED	ENCUMBRANCES	AVAILABLE BUDGET	% USED
<b>10130101 PUBLIC HEALTH NURSING</b>							
10130101 51600	92,240.00	DEPARTMENT HEAD WAGES 0.00	92,240.00	92,674.45	0.00	-434.45	100.5%
10130101 51610	68,549.00	SUPERVISORS 0.00	68,549.00	76,668.05	0.00	-8,119.05	111.8%
10130101 51615	98,720.00	ASSISTANT WAGES 0.00	98,720.00	99,890.36	0.00	-1,170.36	101.2%
10130101 51645	210,174.00	NURSES SALARY 0.00	210,174.00	197,070.65	0.00	13,103.35	93.8%
10130101 51646	52,000.00	NURSE AIDES -11,335.00	40,665.00	21,904.42	0.00	18,760.58	53.9%
10130101 51710	63,850.00	PER DIEM NURSES 0.00	63,850.00	45,658.33	0.00	18,191.67	71.5%
10130101 51720	10,000.00	STIPENDS 0.00	10,000.00	10,000.00	0.00	0.00	100.0%
10130101 52610	1,620.00	CLOTHING ALLOWANCE 0.00	1,620.00	800.00	0.00	820.00	49.4%
10130101 53300	155,000.00	PROFESSIONAL/TECH SERVICES 0.00	155,000.00	83,125.25	0.00	71,874.75	53.6%
10130101 53400	7,210.00	OTHER PROFESS/TECH SERVICES 0.00	7,210.00	3,950.00	0.00	3,260.00	54.8%
10130101 53600	3,000.00	ACCOUNTING SERVICES/AUDIT 0.00	3,000.00	2,375.00	0.00	625.00	79.2%
10130101 53635	2,500.00	PATIENT SATISFACTION SURVEY 0.00	2,500.00	1,800.00	0.00	700.00	72.0%
10130101 53636	13,920.00	ICD CODING 0.00	13,920.00	9,193.00	0.00	4,727.00	66.0%
10130101 53700	12,143.00	CONTRACT MAINTENANCE/LEASES 0.00	12,143.00	10,368.88	0.00	1,774.12	85.4%
10130101 54300	22,420.00	REPAIRS & MAINTENANCE 11,335.00	33,755.00	27,619.86	0.00	6,135.14	81.8%
10130101 56100	12,616.65	OPERATING EXPENSES 0.00	12,616.65	9,123.24	0.00	3,493.41	72.3%
10130101 56900	15,000.00	OTHER SUPPLIES 0.00	15,000.00	8,105.20	0.00	6,894.80	54.0%
10130101 58110	9,740.00	TRAINING/MTGS/DUES/SUBSCRIP 0.00	9,740.00	5,756.12	0.00	3,983.88	59.1%
10130101 58300	18,000.00	EMPLOYEE REIMBURSEMENT 0.00	18,000.00	11,885.10	0.00	6,114.90	66.0%
10130101 58775	5,150.00	COMMUNITY HEALTH PROGRAM 0.00	5,150.00	5,055.76	0.00	94.24	98.2%

# Town and Schools of Ledyard

## YEAR-TO-DATE BUDGET REPORT

FOR 2022 13							
	ORIGINAL APPROP	TRANS/ADJSMTS	REVISED BUDGET	YTD EXPENDED	ENCUMBRANCES	AVAILABLE BUDGET	% USED
10130101 58790	1,750.00	MISCELLANEOUS EXPENSES 0.00	1,750.00	678.29	0.00	1,071.71	38.8%
TOTAL PUBLIC HEALTH NURSING	875,602.65	0.00	875,602.65	723,701.96	0.00	151,900.69	82.7%
TOTAL EXPENSES	875,602.65	0.00	875,602.65	723,701.96	0.00	151,900.69	
GRAND TOTAL	875,602.65	0.00	875,602.65	723,701.96	0.00	151,900.69	82.7%

\*\* END OF REPORT - Generated by Matthew Bonin \*\*

# Town and Schools of Ledyard

## YEAR-TO-DATE BUDGET REPORT

FOR 2022 13							
ORIGINAL	ESTIM REV	ESTIM REV ADJ	REVISED	ESTIM REV	ACTUAL YTD	REVENUE	REMAINING REVENUE % COLL
1013001 HEALTH/WELFARE-CHARGE/ SERVICE							
1013001 47034							
	-900,000.00	PUBLIC HEALTH NURSING FEES 0.00	-900,000.00		-636,929.48		-263,070.52 70.8%
TOTAL HEALTH/WELFARE-CHARGE/ SERVICE	-900,000.00	0.00	-900,000.00		-636,929.48		-263,070.52 70.8%
TOTAL REVENUES	-900,000.00	0.00	-900,000.00		-636,929.48		-263,070.52
GRAND TOTAL	-900,000.00	0.00	-900,000.00		-636,929.48		-263,070.52 70.8%

\*\* END OF REPORT - Generated by Matthew Bonin \*\*

#### D. Director of Civil Preparedness and Emergency Management

For the protection of life and property from weather, technical, and hazardous materials emergencies within the Town, the Mayor shall appoint, and may remove, in accordance with the provisions of the General Statutes, a local director of civil preparedness and emergency management. The Director of Civil Preparedness and Emergency Management shall have those powers and duties provided in the General Statutes, except as otherwise provided in this Charter, and shall have such other powers and duties as the Town Council may prescribe by ordinance or resolution.

The Director of Civil Preparedness and Emergency Management shall report to the Director of Public Safety, and shall be responsible for the development and maintenance of the Town emergency operations plan.

The Director of Civil Preparedness and Emergency Management will work with the Administrator of Emergency Services, Public Safety Commission, industry representatives, and other agencies in the Town to establish a local emergency planning committee to address emergency response issues within the Town.

#### E. Public Safety Commission

The Public Safety Commission shall be responsible for advising and assisting the Director of Public Safety in the planning and budgeting of public safety services for the Town. The Commission shall consist of nine members and include the: Town Fire Marshal; Ledyard Fire Company chief; Gales Ferry Volunteer Fire Company chief; Chief of Police; Director of Civil Preparedness and Emergency Management; Director of the Ledyard Volunteer Emergency Squad or the executive officer of any other organization licensed or certified to provide emergency ambulance service in Ledyard; Administrative Supervisor of the Ledyard Regional Visiting Nurse Agency; one school safety member nominated by the Board of Education; and the Administrator of Emergency Services.

### **SECTION 8. DEPARTMENT OF PUBLIC HEALTH**

The Department of Public Health shall be responsible for the preservation and promotion of the public health and shall perform such functions and shall have such powers and duties as are imposed by law on directors of public health and such other powers and duties as the Town Council may prescribe by ordinance.

#### Director of Public Health

The Mayor, subject to the provisions of the General Statutes relating to the appointment of directors of public health, shall appoint a Director of Public Health or contract with an entity (e.g., a health district) to provide public health services to the Town of Ledyard.

## **SECTION 9. DEPARTMENT OF SOCIAL SERVICES**

The Department of Social Services shall have all the powers and responsibilities for the administration of social and human services and resources in the Town in accordance with the provisions of the General Statutes, and shall have such other powers and duties as may be prescribed by ordinance or resolution of the Town Council.

There shall be a Social Services Board consisting of a minimum of six (6) members appointed by the Mayor.

The Board, if so established, shall advise the Mayor regarding the appointment and removal of a Director of Social Services. The Board shall advise and assist the Director who shall be the administrative head of the Department.

The Director of Social Services shall be charged with the creation and implementation of policies and programs to fulfill the responsibilities of the Department of Social Services and as may be prescribed in the Connecticut General Statutes.

## **SECTION 10. DEPARTMENT OF NURSING SERVICES**

There shall be a Nursing Services Board consisting of at least the minimum number of members mandated by Town ordinance, appointed by the Mayor. The Board shall implement the programs of the local, State and Federal departments of health, in cooperation with the Director of Health.

The Nursing Services Board shall have such powers and duties as prescribed by law and by ordinance of the Town Council.

The Board shall advise the Mayor who in turn shall appoint, and may remove, the Administrative Supervisor of the Ledyard Regional Visiting Nurse Agency, subject to such rules and regulations as may be adopted pursuant to the provisions of this Charter. The Board shall advise and assist the Administrative Supervisor who shall be the administrative head of the Department.

## **SECTION 11. ZONING BOARD OF APPEALS**

The Zoning Board of Appeals shall have such powers and duties as are or may be imposed or vested by the General Statutes, upon zoning boards of appeal.

There shall be five (5) members and three (3) alternate members of the Zoning Board of Appeals. Members in office on the effective date of this Charter or revision thereto shall be continued in office until their term expires.

Thereafter, the Mayor shall fill vacancies on the Zoning Board of Appeals from whatever cause arising, in the manner, for the terms, and with all the powers and duties, not inconsistent

AN ORDINANCE  
ESTABLISHING A NURSING SERVICES BOARD OF  
THE TOWN OF LEDYARD

RECEIVED FOR RECORD  
2019 SEP 26 AM 11:50  
Ledyard  
LEDYARD TOWN CLERK

Be it ordained by the Town Council of the Town of Ledyard:

Section 1. Authority and Purpose:

Pursuant to the provisions of Chapter VI, Section 10, of the Ledyard Town Charter, as amended through 2002, there is hereby established a Nursing Services Board to implement the programs of local, State and Federal Departments of Health under supervision of a Medical Director and in cooperation with the Ledyard Director of Health. To this end the Board will oversee the Ledyard Regional Visiting Nurse Agency (LRVNA) and its provision of skilled nursing services and other therapeutic services including but not limited to physical therapy, occupational therapy, speech therapy, medical social work and health aide.

Section 2. Membership/Term:

The Board shall consist of no fewer than ten nor more than fifteen electors who shall be appointed by the Mayor as hereinafter set forth.

Members shall serve for a three (3) year term and shall commence to serve their terms immediately upon appointment and shall serve until their successor has qualified or they have been reappointed or removed by the Mayor. Vacancies on the Board for reason other than expiration of term shall be filled by the Mayor for the unexpired portion of such term.

Any member of the Board who is absent from three (3) consecutive regular meetings and any intervening duly called special meetings shall be considered to have resigned from the Board. The vacancy shall be filled as herein before provided. Additionally, the Board may vote to waive the requirements of this section in each case where illness or other extenuating circumstances make it impossible for a member to meet the attendance requirements of this action.

It shall be the responsibility of the Chairman of the Board to notify the Mayor when a member has not properly performed their duties.

1108

Section 3. Administrative Supervisor:

The Board, with the concurrence of the Mayor, shall appoint and may remove any Administrative Supervisor subject to rules and regulations dealing with the Classified Service adopted pursuant to Chapter VIII of the Town Charter. The Board shall advise and assist the Administrative Supervisor who shall be administrative head of the agency.

Section 4. Medical Director

The Medical Director shall be a physician licensed to practice in the State of Connecticut. The Board shall select and recommend to the Mayor, a qualified candidate for appointment.

Section 5. Bylaws:

The Board shall conduct its affairs in accordance with bylaws adopted by said Board which shall not be in conflict with the Town Charter, Town ordinances or any local, State or Federal law, statutes or regulation dealing with public health nursing or home health care agencies.



Section 6. Severability

If any section, or part of a section, of this Ordinance shall be held by a court of competent jurisdiction to be invalid, such holding shall not be deemed to invalidate the remaining provisions hereof.

Section 7. Effective Date

In accordance with the Town Charter this ordinance shall become effective on the twenty-first (21st) day after such publication following its final passage.

Amended, Adopted and Renumbered by the Town Council on: September 25, 2019

Approved/Disapproved on: 9/26/19

Linda C Davis  
Linda C. Davis, Chairman

Fred B. Allyn, III  
Fred B. Allyn, III, Mayor

Published on: October 2, 2019

Effective Date: October 23, 2019

Patricia A. Riley  
Patricia A. Riley, Town Clerk

\*\*\*\*\*

Revisions: Ordinance #76 "*Ordinance Establishing a Public Health Nursing Service Board of the Town of Ledyard*" Adopted December 11, 1980; #76 "*Ordinance Amending an Ordinance Establishing a Public Health Nursing Service Board of the Town of Ledyard*" Amended and Adopted June 8, 1983; Ordinance #76 Amended and Adopted August 11, 1999; Ordinance #76 Amended and Adopted August 11, 2004; Ordinance #117 "*Ordinance Amending an Ordinance Establishing a Public Health Nursing Service Board of the Town of Ledyard*" Adopted: February 27, 2008; Effective: March 21, 2008.

1109

History:

The Twenty-fourth Town Council (2017- 2019) Ordinance Update Initiative: Renumbered Ordinance #117 to Ordinance #500-005.

2019: Section 2 added language regarding member attendance relative to being considered resigned; Section 7 "Severability: language updated for consistency with town ordinances. Added Section 8 "Effective Date" to be consistent with town ordinances. Removed Section 8 "Cancellation of Previous Ordinances" – Per Town Attorney the "*Revisions*" and "*History*" paragraph indicates that the previous ordinance has been updated and replaced.



# TOWN OF LEDYARD

741 Colonel Ledyard  
Highway  
Ledyard, CT 06339-1511

---

**File #: 22-279**

**Agenda Date: 4/5/2023**

**Agenda #: 9.**

---

AGENDA REQUEST  
GENERAL DISCUSSION ITEM

**Subject:**

Any other New Business proper to come before the Committee.