

Chart 1

To build a PivotChart, choose fields from the PivotCl



- 0
- 3,333
- 6,666
- 10,000
- 13,333
- 16,666
- 20,000
- 23,333
- 30000**
- 40000

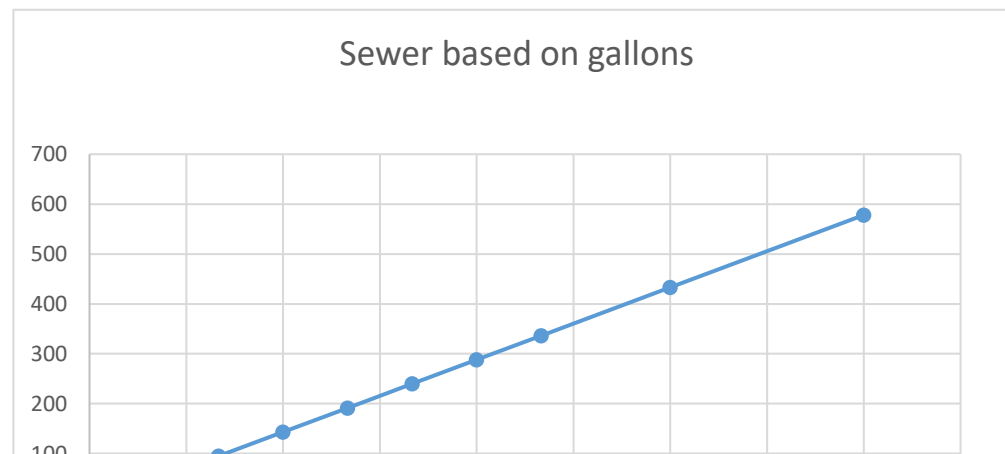
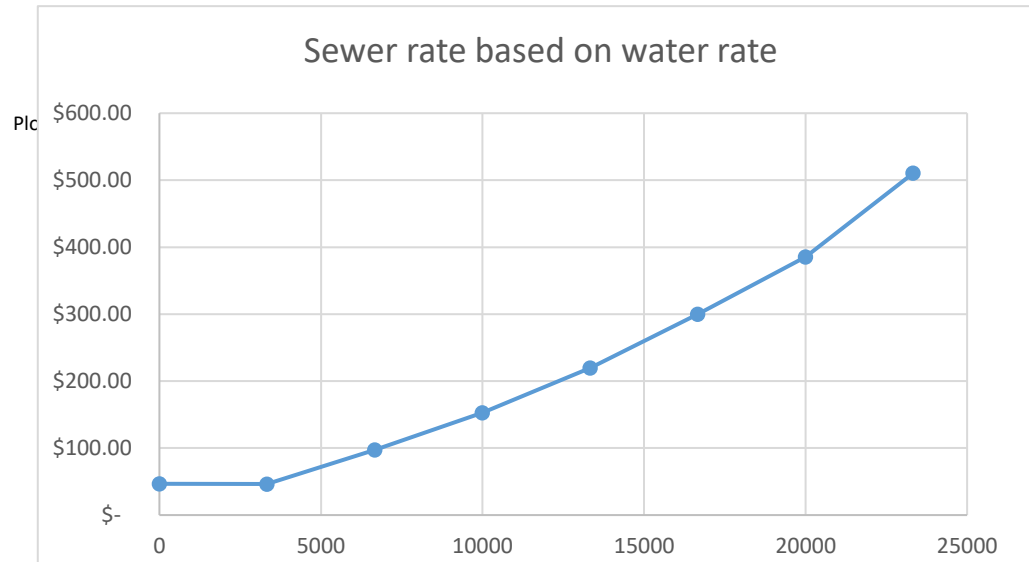
hart Field List.


LEDYARD WATER POLLUTION CONTROL AUTHORITY

PROPOSED RATE INCREASE July 1, 2026

	Water	\$ Per 100	\$ per 100	Old	Old	New	New	NEW	OLD	New	New	Old	Old
	Usage	gallons –	gallons -	Minimum	Maximum	Minimum	Maximum	Sewer Rate	Sewer Rate	Minimum	Maximum	Minimum	Maximum
	per	Old Rates	New					Factor	Factor	Sewer Rate	Sewer Rate	Sewer Rate	Sewer Rate
	month		Rates										
Service Rates - Single Family Metered Monthly Billing Residential													
Unmetered				\$ 70.59	\$ 70.59	\$ 81.18	\$ 81.18	1.38283	1.38283	\$ 112.26	\$ 112.26	\$ 97.61	\$ 97.61
0	3333	down to 1.00859	down to 1.16	\$ 33.61	\$ 33.61	\$ 38.65	\$ 38.65	1.38283	1.38283	\$ 53.45	\$ 53.45	\$ 46.48	\$ 46.48
3333	6666	1.1026	1.276	\$ 33.61	\$ 70.36	\$ 38.65	\$ 81.18	1.38283	1.38283	\$ 53.45	\$ 112.26	\$ 46.48	\$ 97.29
6666	10,000	1.2034	1.376	\$ 70.36	\$ 110.47	\$ 81.18	\$ 127.04	1.38283	1.38283	\$ 112.26	\$ 175.68	\$ 97.29	\$ 152.76
10000	13,333	1.4542	1.6724	\$ 110.47	\$ 158.94	\$ 127.04	\$ 182.78	1.38283	1.38283	\$ 175.68	\$ 252.75	\$ 152.76	\$ 219.78
13,333	16,666	1.7333	1.993	\$ 158.94	\$ 216.71	\$ 182.78	\$ 249.22	1.38283	1.38283	\$ 252.75	\$ 344.63	\$ 252.75	\$ 299.98
16,666	20,000	2.0791	2.299	\$ 216.71	\$ 286.01	\$ 249.22	\$ 328.91	1.38283	1.38283	\$ 344.63	\$ 454.83	\$ 299.98	\$ 385.24
20,000	23,333	2.495	2.8694	\$ 286.01	\$ 369.17	\$ 328.91	\$ 424.55	1.38283	1.38283	\$ 454.83	\$ 587.08	\$ 385.24	\$ 510.48
23,333		2.995	3.444	\$ 369.17		\$ 424.55		1.38283	1.38283	\$ 587.08		\$ 510.48	
Schools, Churches, Public Buildings Firehouses and Commercial Monthly Billing													
0	10,000			\$ 134.46	\$ 134.46	\$ 154.63	\$ 154.63	1.38283	1.38283	\$ 213.83	\$ 213.83	\$ 185.93	\$ 185.93
10,000	20,000	1.76772	1.83843	\$ 134.46	\$ 318.29	\$ 154.63	\$ 366.04	1.38283	1.38283	\$ 213.83	\$ 506.17	\$ 185.93	\$ 440.14
20,000	30,000	1.76772	1.83843	\$ 318.29	\$ 502.14	\$ 366.04	\$ 577.46	1.38283	1.38283	\$ 506.17	\$ 798.53	\$ 440.14	\$ 694.36
30,000	40,000	1.76772	1.83843	\$ 502.14	\$ 685.98	\$ 577.46	\$ 788.88	1.38283	1.38283	\$ 798.53	\$ 1,090.89	\$ 694.36	\$ 948.57
40,000	50,000	1.76772	1.83843	\$ 685.98	\$ 869.84	\$ 788.88	\$ 1,000.31	1.38283	1.38283	\$ 1,090.89	\$ 1,383.26	\$ 948.57	\$ 1,202.79

50,000	60,000	1.76772	1.83843	\$ 869.84	\$ 1,053.68	\$ 1,000.31	\$ 1,211.73	1.38283	1.38283	\$ 1,383.26	\$ 1,675.62	\$ 1,202.79	\$ 1,457.01
60,000	70,000	1.76772	1.83843	\$ 1,053.68	\$ 1,237.51	\$ 1,211.73	\$ 1,423.13	1.38283	1.38283	\$ 1,675.62	\$ 1,967.95	\$ 1,457.01	\$ 1,711.23
70,000		1.76772	1.83843	\$ 1,237.51		\$ 1,423.13		1.38283	1.38283	\$ 1,967.95		\$ 1,711.23	





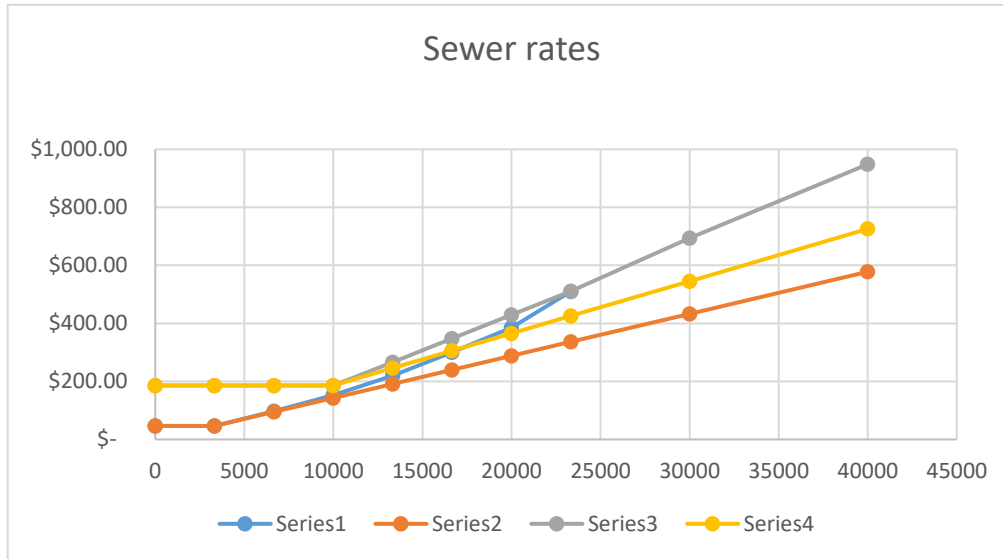
20	0.009
25	0.01
30	0.012
35	0.013

1.276
1.376
1.6724
1.993
2.299
2.8694
1.9143

1000	\$	29.00	\$	30.00
1500				
2000				
2300				
3000				

GALLONS	Residential Water Based	Residential gallon based	Commercial Water rate based	Commercial Gallon Rate 1.8	Res 1.6	Res 1.8	Res 2.0	Commercial 2.0
	0	\$ 46.48	\$ 46.48	\$ 185.93	\$ 185.93	46.48	46.48	46.48
3,333	\$ 46.43	\$ 46.48	\$ 185.93	\$ 185.93	46.48	46.48	46.48	\$ 185.93
6,666	\$ 97.29	\$ 94.81	\$ 185.93	\$ 185.93	99.808	106.474	113.14	\$ 185.93
10,000	\$ 152.76	\$ 143.15	\$ 185.93	\$ 185.93	153.152	166.486	179.82	\$ 185.93
13,333	\$ 219.87	\$ 191.48	\$ 266.72	\$ 245.92	206.48	226.48	246.48	\$ 252.59

16,666	\$	299.98	\$	239.81	\$	348.04	\$	305.92	259.808	286.474	313.14	\$	319.25
20,000	\$	385.24	\$	288.15	\$	429.39	\$	365.93	313.152	346.486	379.82	\$	385.93
23,333	\$	510.48	\$	336.48	\$	510.72	\$	425.92	366.48	406.48	446.48	\$	452.59
30000			\$	433.15		694.36		545.93				\$	585.93
40000			\$	578.15		948.57		725.93				\$	785.93



\$ 2.44

0	46.48
3,333	46.48
6,666	94.8085
10,000	143.1515
13,333	191.48
16,666	239.8085
20,000	288.1515
23,333	336.48
30000	433.1515
40000	578.1515

Commer
cial 2.2

\$ 185.93

\$ 185.93

\$ 185.93

\$ 185.93

\$ 259.26

\$ 332.58

\$ 405.93

\$ 479.26

\$ 625.93

\$ 845.93