Ledyard Public Schools
4 Blonders Blvd Ledyard, CT 06339
Classroom Cabinetry Bid
Bid # LPS 23-5

Ledyard Public Schools will accept sealed bids from qualified parties to supply Classroom cabinetry for the projects listed below. Successful vendor is required to supply all material and installation. Cabinets to be installed on minimum ¼" non porous shims at all corner positions for each cabinet.

The District's preference is to complete this project during the summer of 2023. We understand that the timeline is critical and preference will be given to vendors that can provide cabinets and installation between July 30, 2023 and August 15, 2023.

The project is expected to begin installation in July of 2024 and be completed prior to August 15, 2024. Owner reserves the right to alter final quantities and require delivery and install of units prior to June 2024 if needed. Vendor must certify their ability to provide and install units prior to June 2024 if required. Below is a more detailed description of each Project.

Demolition of existing cabinetry is not part of this bid. Bids should include installation of sinks. Plumbing connections for water and drains to be provided by the district. Counter tops are to be solid surface or chemical resistant as provided in the drawings.

Specific drawings are attached as attachment A-C

- Supply and install cabinets and countertops for 7 classrooms at Juliet Long School see addendum A. 1854 Rt 12 Gales Ferry, CT 06335 (see attachment A)
- Supply and install cabinets and countertops in the AquaCulture classroom at Ledyard High School. 24 Gallup Hill Rd. Ledyard, CT 06339 (see attachment B)
- Supply and install cabinets and countertops in two science rooms at Ledyard High School 24 Gallup Hill Rd Ledyard, CT 06339 (see attachment C)

A non-mandatory walkthrough of the project school will take place on May 19, 2023 at 9:00 AM at Ledyard High School 24 Gallup Hill Rd. Ledyard CT, 06339. Then moving to Juliet Long School 1854 Rt 12 Gales Ferry CT 06335.

Bid packages can be obtained on the district and town website. Sealed bid submissions are due on Friday June 2, 2023 by 11 am. Bids must be received before the assigned date and time at:

Ledyard Public Schools
4 Blonders Blvd.
Ledyard, CT, 06339
"Attn: Wayne Donaldson"

Bids submitted after the deadline will not be considered. Please enclose your bid in a sealed envelope clearly marked with the Bid number and name. Questions can be emailed to wdonaldson@ledyard.net until 3 pm on Tuesday May 30, 2023.

(All questions must be in writing or email addressed only to the Director of Facilities)

Ledyard Public Schools reserves the right to waive minor discrepancies in bids or to accept or reject all or part of any submission. All bid submissions are the property of Ledyard Public Schools and will not be returned to the bidder. Award notification to the successful bidder is expected on or before Tuesday June 6, 2023.

It is strongly urged that all prospective bidders notify Wayne Donaldson, Ledyard Public School Facilities Director, of their interest to ensure receipt of any addendums. Bid packages are available on the Ledyard Board of Education web site www.ledyard.net listed under district/finance/bids/2022-23. The response to all questions will be sent to all firms that have requested bid packages, registered with the Facilities Director or attended the walk through. Addendum will be posted on the District and Town website.

(Downloading the bid from the BoE website will not ensure receipt of any addendums)

All bids must contain a certification stating that the bid amount is valid for a period of 90 days from bid opening date. The successful bidder will be required to provide a certificate of insurance and proof of manufacturers certification for the equipment being offered and any applicable State of Connecticut licenses for the work being performed.

All bids must clearly state the equipment warranty information and the successful firm will supply a warranty on labor for a period of two years from the date of completion to cover installation issues or service under the length of the manufacturer's warranty. Alternate material will be considered if they meet the minimum specifications of the original equipment. Bid package must include cut sheets for all the equipment being provided as part of the bid.

Ledyard Public Schools reserves the right to award each project to a different bidder. Ledyard public schools will entertain a discount for awarding all three projects to a sole bidder.

Ledyard Public Schools reserves the right to alter quantities.

LPS-23-5 Bid Sheet Cabinetry

Please specify specific models numbers for ancillary equipment

Component	Quality	Cost / Per Room	Total
Juliet Long Classroom Cabinetry	7		
AquaCulture Classroom	1		
Science Lab	2		
All project award discount			
Total			

_____
Bidding Company

_____
Contact Person

_____
Title

_____
Email

_____
Phone

_____ _____
Signature Date

The successful bidder will be required to certify that all employees working on the project do not have any criminal backgrounds or are on a sex offender list. Access to the site during the installation period will be during normal business hours. Other hours can be offered if needed to complete the project on time at the contractor's expense.

Cabinetry can be delivered directly to each site after the last day of school. All packing material will be disposed of by the District.

End of Bid Document See Attachments A-C below

Attachment (A)

Juliet Long classroom Cabinetry
Addendum A consists of 12 pages

- Demolition is not included in this bid.
- Sinks under the counter to be supplied by the District.
- Sink to be installed by bidder.
- Plumbing water and drain connection to be supplied by the District.
- All cabinetry to be installed on non porous shims a minimum of ¼" off the floor.
- Tall cabinet door faces are to be white capable of being used as a white board.
- Sinks are to meet ADA requirements.
- Counter tops to be solid surface material.
- Color choices for base and upper cabinets to be selected after award to the successful bidder.
- Installation will be on cement block walls.
- Normal access hours are 7AM to 3PM for installation.
- Cabinets may be delivered directly to the site.

Plastic Laminate Faced Casework

1.00 General

1.01 Summary

A. This section includes the following Scope of Work as referred to in the plans:

1. Plastic laminate manufactured casework
2. Solid surface countertops

1.02 Related Sections

A. Work not included in this section

1. Rough carpentry
2. Millwork, moldings, trim and related items
3. Plumbing, electrical and mechanical fixtures, cutouts, locations and installation
4. Blocking within walls (locations to be referenced on casework shop drawings)
5. Finished toe base, if other than plastic laminate
6. Fixture cutouts, installation and connections that occur in products defined in this section.

1.03 Definitions

A. Exposed Surfaces

1. Surfaces visible with doors and drawers closed
2. Wall unit bottoms 42 or more inches above finished floor
3. Interiors of all open cabinets (cabinets without doors and/or drawers
4. Interiors of all glass door cabinets, or other transparent face material

B. Semi-Exposed Surfaces

1. Interior surfaces not visible with doors and drawers in closed position

C. Concealed Surfaces

1. Surfaces not visible after installation, or during use of the product.

1.04 Qualifications and Quality Assurance

A. Construction to comply with AWI Premium Grade, unless otherwise indicated herein.

B. All products to be supplied with a one year manufacturers warranty against defects in manufacturing and workmanship.

1.05 Project Conditions

2.03 Detailed Cabinet Construction

B. Cabinet Construction

1. Components

a. Material Thicknesses:

a. 11/16 inch particle board core door and drawer face, base, wall, and tall cabinet tops and bottoms, cabinet sides, drawer spreaders, cabinet back rear hang strips, structural dividers, and exposed cabinet backs.

b. ½ inch particle board core semi-exposed cabinet backs.

b. Fastening Methods

a. All fixed components permanently assembled with dowel connectors, with additional support at these locations:

i. Vertical dividers to be mechanically fastened through the cabinet back at no more than 24" on center.

ii. Wall cabinet bottoms to be mechanically fastened through the hang rail at no more than 24" on center, via castle mortise or pocket screw method, so screw heads do not protrude.

b. Quantity and locations per AWI Premium Grade requirements.

c. Tops and bottoms

a. Exterior exposed wall cabinet bottoms shall be HPL, unless noted otherwise.

b. Solid sub-top shall be furnished for all base and tall cabinets, except sink cabinets.

c. Sink cabinets to have full width doweled in place speader, with factory cutout for sink clearance. Clips or other mechanical type fasteners are not permitted, unless used to strengthen the spreader.

d. End panels

a. Exposed exterior cabinet ends shall be laminated with HPL decorative laminate, balanced with cabinet liner at semi-exposed, decorative laminate at exposed.

b. Holes drilled for adjustable shelves 1 ¼ inches on center.

e. Backs

a. Cabinet back shall be fully bound (dadoed) into sides, top, and bottom. Rear, unexposed, side of back shall be toe-nailed to cabinet body with mechanical fasteners and solidified with a continuous bead of industrial grade hot melt adhesive.

b. Rear hang rails shall be doweled to cabinet end panels. Provide minimum of 2 at base, 2 at wall, and 3 at cabinets over 60" tall.

c. At cabinets over 36 inches wide, bottom hang rail to be mechanically fastened to cabinet back and/or end panels.

d. Provide removable back panels and closure panels for plumbing access at all sink cabinets, and where shown on drawings.

f. Shelves

a. ¾ inch thick up to 36 inches in length, 1 inch thick over 36 inches in length.

b. Fixed shelves to be securely fastened to end panels and/or dividers during the manufacturing process. Locations as indicated on drawings or as defined by manufacturer model number. Field applied fasteners or clips to create a fixed shelf are not permitted.

c. All shelves to be installed in cabinets prior to shipment.

g. Vertical and Horizontal Dividers

a. Secured in cabinet with dowels and mechanical fasteners.

h. Drawer Spreaders

a. Provide minimum 3/4 inch x 4 inch x full width cabinet body rails immediately behind all door/drawer and multiple drawer horizontal joints to maintain exact body dimensions, close off reveal, and be locator for lock strikes.

i. Drawers

a. Drawer sides shall 1/2" thick solid maple

b. Drawer bottoms shall be 1/4" thick maple plywood fully bound into front, sides, and back. Routing, in drawer body for bottom, shall receive glue.

c. Drawer fronts shall be applied to separate drawer body component sub-front.

j. Door and Drawer Fronts

a. Laminated door and drawer fronts shall be ¾ inch finished thickness for all hinged and sliding doors. Drawer fronts and hinged doors shall overlay the cabinet body. Maintain a maximum 1/8 inch reveal between pairs of doors (dependant on hinge selection), between door and drawer front, at bottom of cabinet, or between multiple drawer fronts within the cabinet. Maximum ¼" reveal at top of base cabinets to the underside of the countertop.

b. Stile and Rail doors shall be ¾ inch thick medium density fiberboard with machined exposed interior frame. All exposed light-opening edges shall be finished with black paint and sealed.

k. Cabinet Base /Toe Kick

a. Each base and tall cabinet to have factory applied ladder base system unless noted otherwise on contract drawings. Material is to be plywood.

b. Full length ladder base system is acceptable provided it is factory assembled to the size requirements for each location, for field placement, leveling and securing.

l. Filler panels and Scribes

a. Laminated filler panels shall be ¾ inches thick and made from the same material as the cabinet end panels and are not to exceed 3 inches in width.

b. Color to match cabinet door and drawer front color, vertical grain.

c. Fillers to be oversized in width and field cut as necessary to provide a tight fit between the cabinet and wall.

2. Workmanship

a. Water resistant adhesives containing no health hazardous ingredients are required. Methods requiring heat and/or "contact laminating" are not allowed.

b. Cabinet parts shall be accurately machined and bored to ensure consistent sizing. End panels shall be doweled to receive bottom and top.

c. All cases shall be square, plumb, and true.

3.00 Execution

3.01 Coordination

A. Coordinate work of this Section with related work of other trades to ensure proper installation of all items.

3.02 Preparation

A. Prior to delivery, casework representative is to verify that the job site conditions as required by this section have been established. Work is not to proceed until conditions are acceptable.

B. Prior to installation, casework and countertops are to be conditioned to the average prevailing humidity levels of the building.

3.03 Installation

A. Casework

1. Install casework level, plumb, true and straight. Shim as required, including base/toe kick assemblies.
2. Align and secure all adjoining cabinets to each other, and to wall via in wall blocking, or direct if masonry or other type of solid wall is present.

B. Countertops

1. Anchor to cabinets at a maximum of 24 inches on center, front and back
2. Install all splashes, supports and grommet as shown on manufacturers drawings, and as required in this section.
3. Seal all joints between countertops, splashes and walls with clear acrylic caulk.

3.04 Adjusting and Cleaning

A. Adjust all hardware to manufacturer specifications to ensure smooth operation.

B. Adjust all doors and drawers as required to maintain uniform reveals.

C. Remove and dispose of all packing materials. Dispose all installation debris and dust.

D. Deliver any keys, built as drawings, warranty information or other materials that were shipped with casework and countertops to the on-site Project Superintendent.

End of Section

JULIET LONG ELEMENTARY SCHOOL

GALES FERRY, CT 06335

Cabinetry / Millwork
Shop Drawings

PLASTIC LAMINATES:
PL-1: WILSONART: OCEAN D502K-18

SOLID SURFACE COUNTERTOPS:
SS-1: CORIAN: SPARKLING GRANITA

CABINET INTERIORS: HIGH PRESSURE LAMINATE

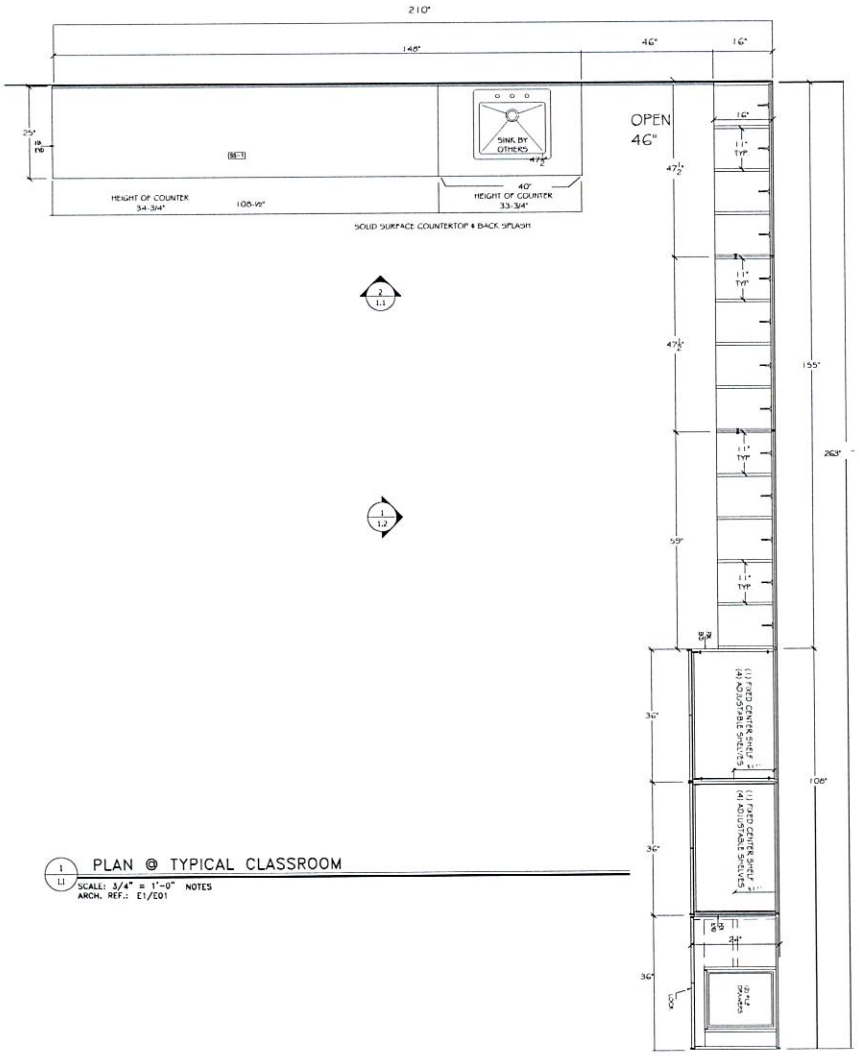

1 / 1.1 PLAN @ TYPICAL CLASSROOM
SCALE: 3/4" = 1'-0" NOTES
ARCH. REF.: E1/E01

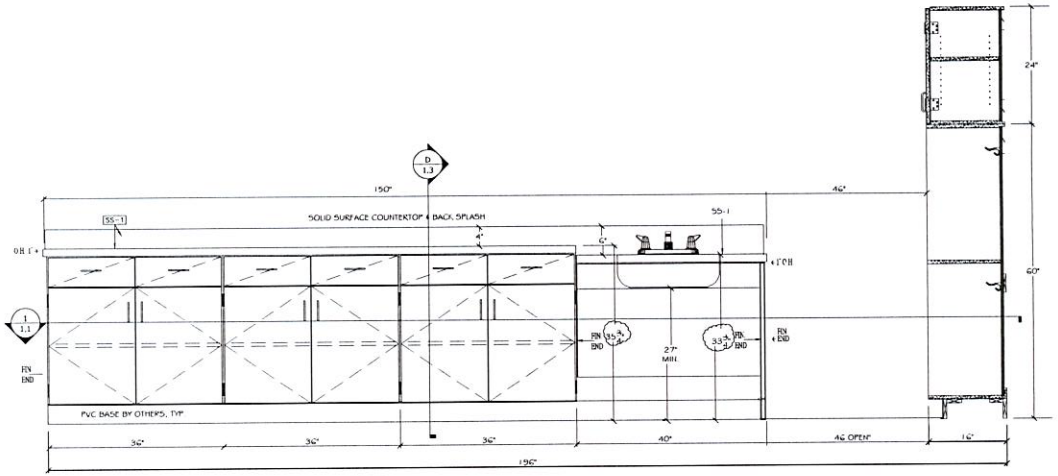

2 / 1.1 ELEVATION @ TYPICAL CLASSROOM
SCALE: 1" = 1'-0" NOTES
ARCH. REF.: 1/A-401

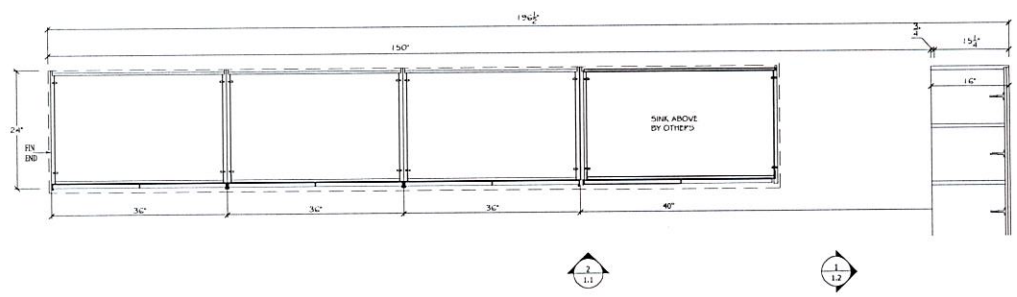

3 / 1.1 PLAN @ TYPICAL CLASSROOM
SCALE: 1" = 1'-0" NOTES
ARCH. REF.: Fislm./F01

#1	MDL	DATE	
Ledyard Facilities Department		DRAWING TITLE: TYPICAL CLASSROOM	
		JULIET LONG ELEMENTARY SCHOOL	
		GALES FERRY, CT. 06335	
SCALE: AS NOTED		JOB #	SHEET NO. SD-1.1 / DWG NO.

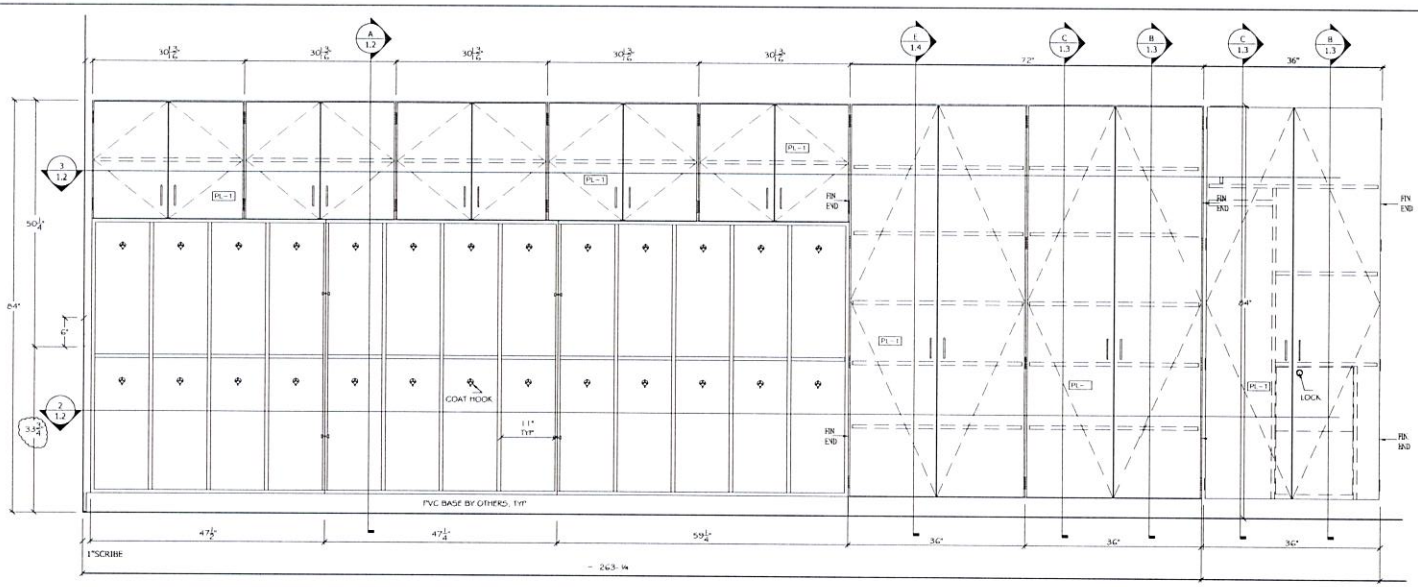

2 / 1.1 ELEVATION @ TYPICAL CLASSROOM

SCALE: 1" = 1'-0" NOTES
ARCH. REF.:

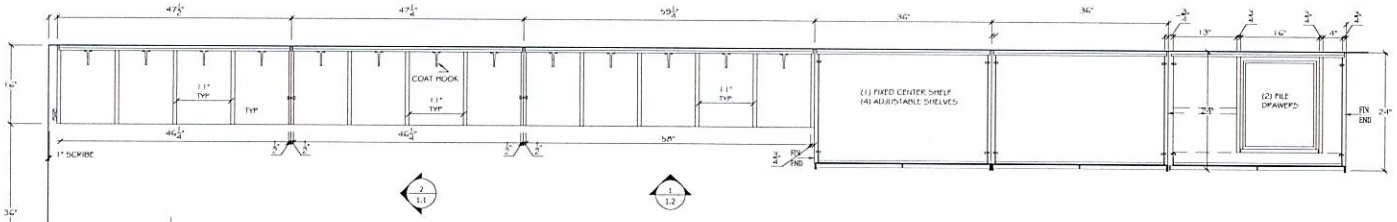

2 / 1.2 BASE PLAN @ TYPICAL CLASSROOM – CUBBIES

SCALE: 1" = 1'-0" NOTES
ARCH. REF.:

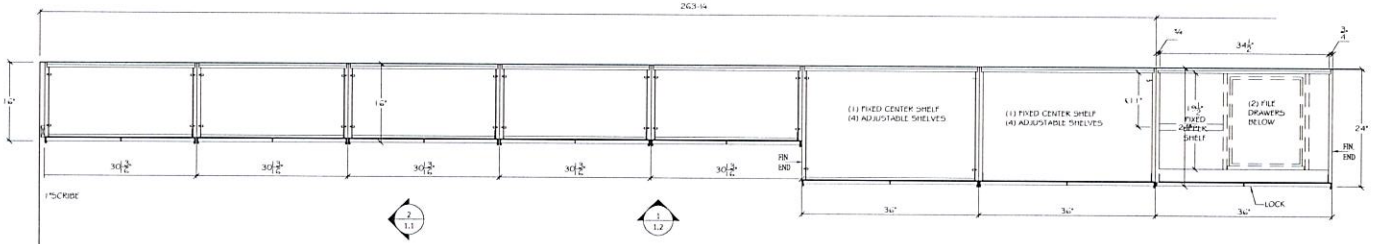

3 / 1.2 UPPER PLAN @ TYPICAL CLASSROOM

SCALE: 1" = 1'-0" NOTES
ARCH. REF.:

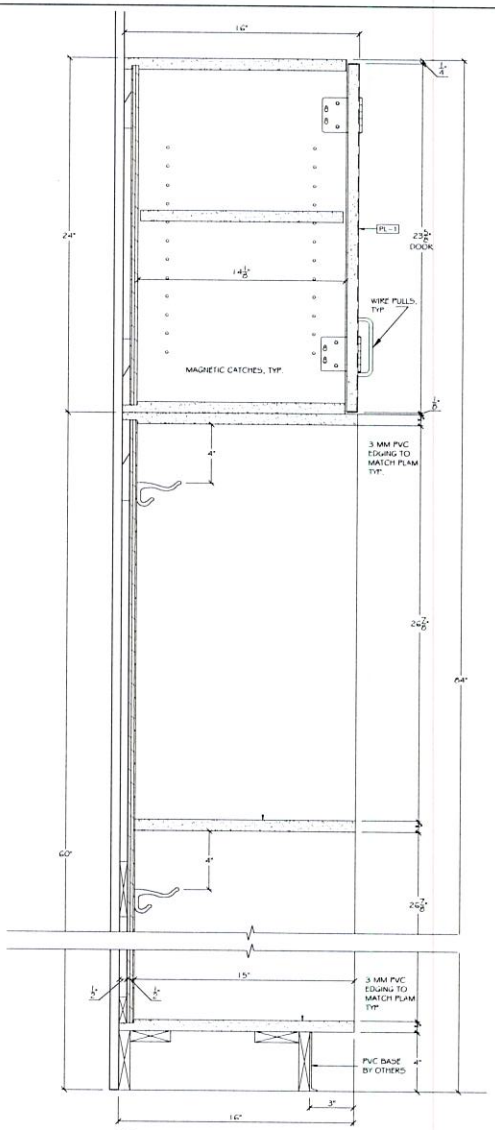

A / 1.2 SECTION @ CUBBIES

SCALE: 3" = 1'-0"
ARCH. REF.:

#	REVISIONS	MO.	DATE
Ledyard Facilities Department			DRAWING TITLE: TYPICAL CLASSROOM
			JULIET LONG ELEMENTARY SCHOOL
			GALES FERRY, CT. 06335
SCALE: AS NOTED			JOB # / SHEET NO: SD-1.2 / DWG NO.

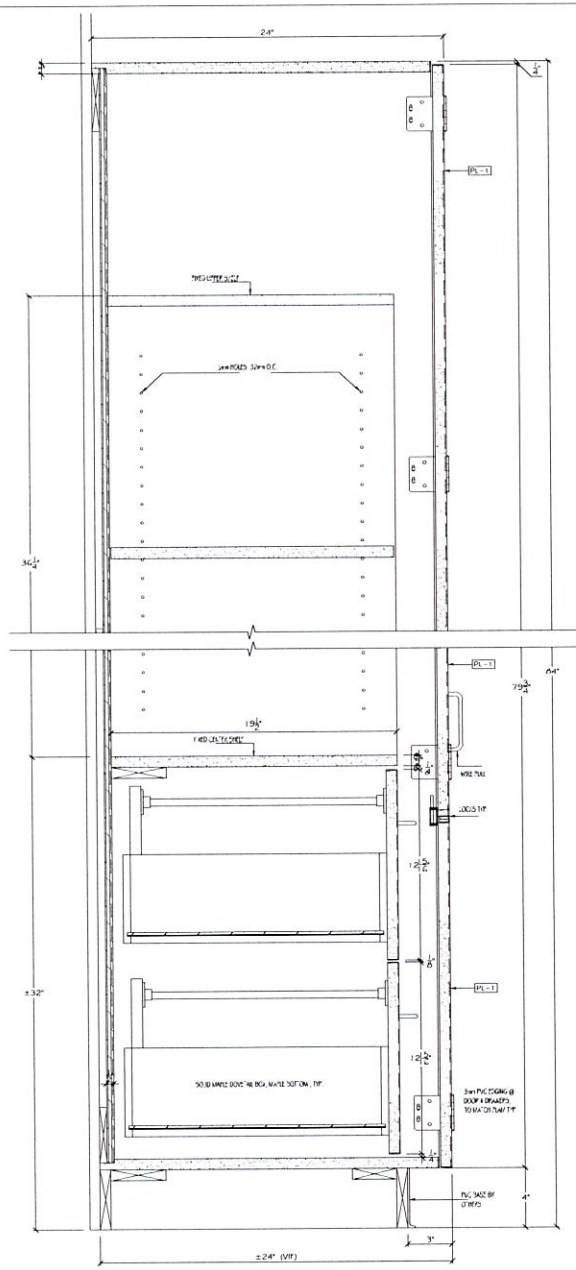

B/13 SECTION @ TALL / COMBO STORAGE

SCALE: 3" = 1'-0"
ARCH. REF.: 9/A9.40

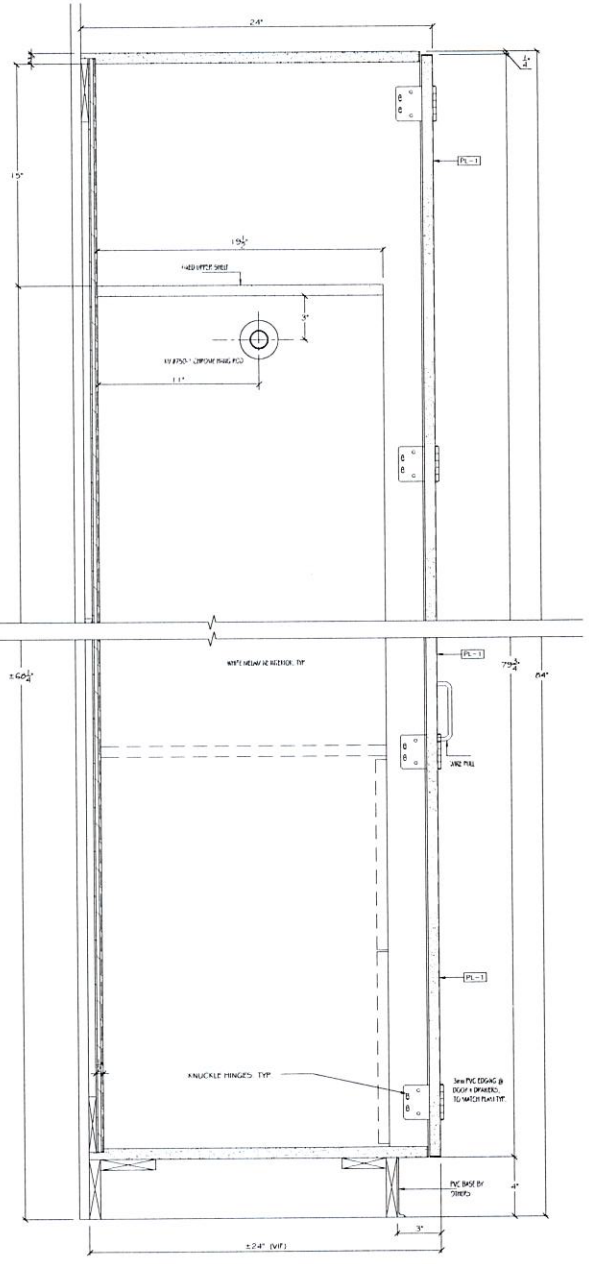

C/13 SECTION @ TALL / COMBO STORAGE

SCALE: 3" = 1'-0"
ARCH. REF.: 9/A9.40

PLASTIC LAMINATES:
PL-1: WILSONART: OCEAN D502K-18

SOLID SURFACE COUNTERTOPS:
SS-1: CORIAN: SPARKLING GRANITA

CABINET INTERIORS:

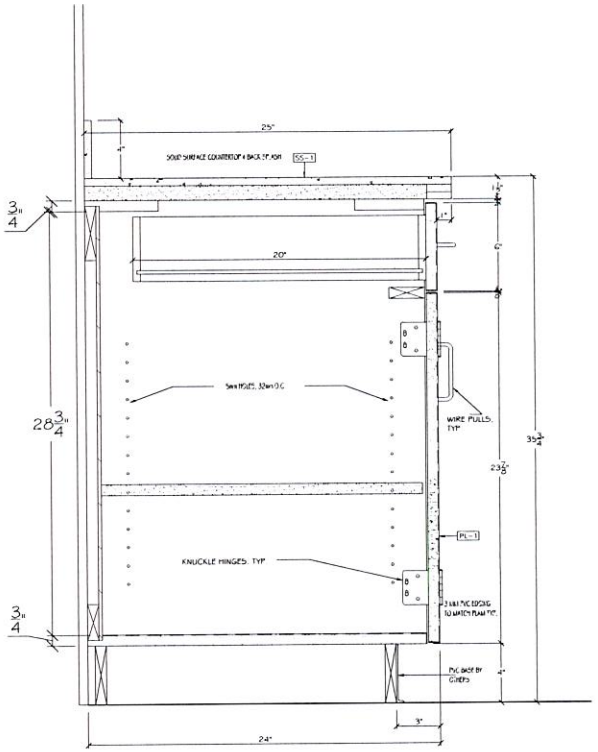

D/13 SECTION @ BASE CABINET

SCALE: 3" = 1'-0"
ARCH. REF.: 5/A9.40

#1 REVISIONS	MM	DATE	
Ledyard Facilities Department		DRAWING TITLE: TYPICAL CLASSROOM - SECTIONS	
		JULIET LONG ELEMENTARY SCHOOL	
		GALES FERRY, CT. 06335	
SCALE: AS NOTED		JOB #	SHEET NO: SD-1.3

SHEET NO.

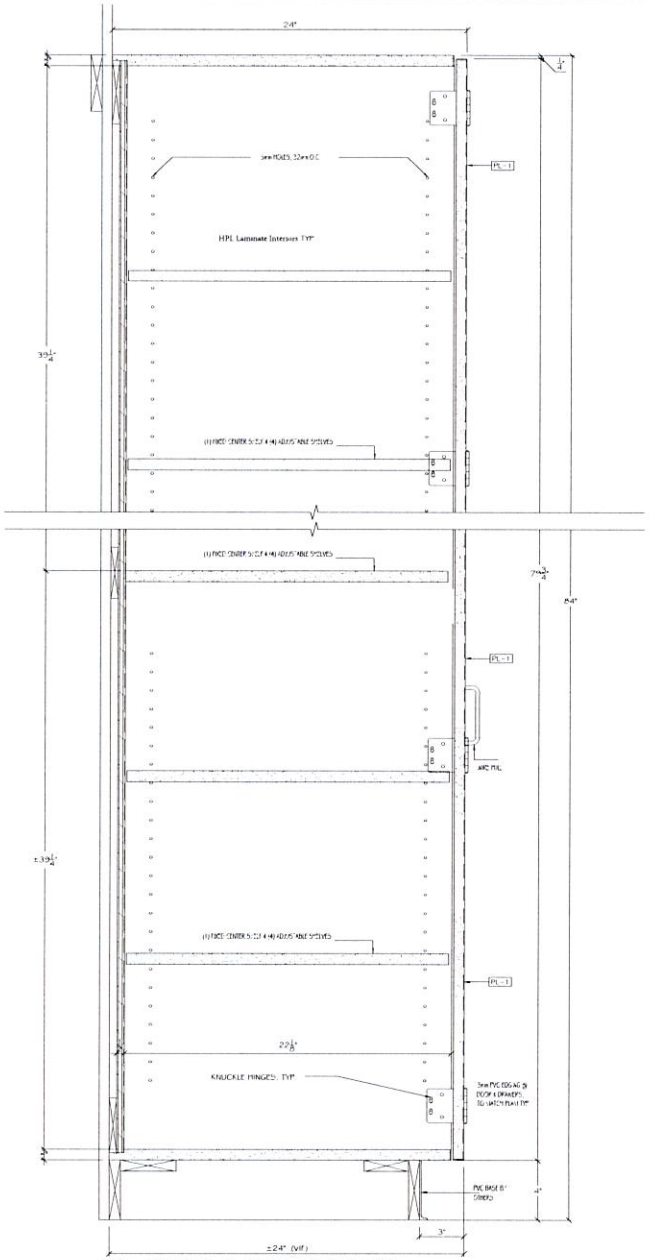

E 14 SECTION @ STORAGE CABINET
SCALE: 3" = 1'-0"
ARCH. REF.:

HARDWARE SCHEDULE

ITEM	QTY.	DESCRIPTION	MANUFACTURER	CAT.NO.	FINISH	WIDTH	LENGTH/ HEIGHT	REMARKS	P.O.
H1		5 KNUCKLE HINGE	RPC	374	DULL CHROME				
H2		SLIDES	ACCURIDE	3832	ANOCHROME		20"	FULL EXTENTION	
H3		SHELF RESTS	HARDWARE CONCEPTS	5030	WHITE			5mm HOLES	
H4		WIRE PULLS	HAFELE		BRUSHED CHROME				
H5		CAM LOCK	NATIONAL	C8060	DULL CHROME				
H6		COAT ROD & FLANGES	KV	750	CHROME		16"		
H7		COAT HOOK		STYLE 570	CHROME				

PLASTIC LAMINATES:
PL-1: WILSONART: OCEAN D502K-18

SOLID SURFACE COUNTERTOPS:
SS-1: CORIAN: SPARKLING GRANITA

CABINET INTERIORS:

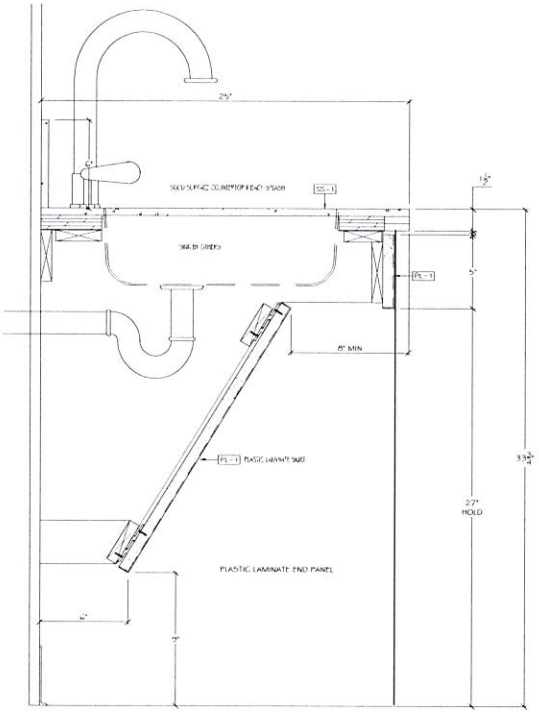

F 14 SECTION @ SINK BASE
SCALE: 3" = 1'-0"
ARCH. REF.: S/A9.40

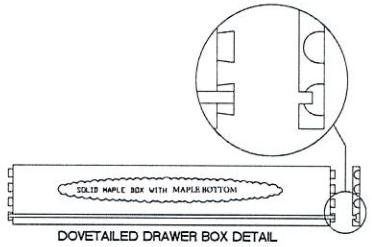

DOVETAILED DRAWER BOX DETAIL

1 14 DRAWERBOX DETAIL
SCALE: NOT TO SCALE
ARCH. REF.:

#1	REVISIONS	MDL	DATE	
Ledyard Facilities Department			DRAWING TITLE: TYPICAL CLASSROOM SECTIONS	
			JULIET LONG ELEMENTARY SCHOOL	
			GALES FERRY, CT. 06335	
SCALE: AS NOTED		DRAWN BY: M.D.L.	JOB #	SHEET NO: SD-1.4

Attachment (B)

Ledyard High School AquaCulture Classroom
Addendum B consists of 22 pages

- Demolition is not included in this bid.
- Sinks under the counter style to be supplied by the District.
- Sink to be installed by bidder.
- Plumbing water and drain connection to be supplied by the District.
- All cabinetry to be installed on non porous shims a minimum of ¼" off the floor.
- Tall cabinet door faces are to be white capable of being used as a white board.
- Counter tops to be solid surface material.
- All sink cabinets are to meet ADA requirements.
- Provide one (1) ADA work station.
- Color choices for countertop, base and upper cabinets to be selected after award to the successful bidder.
- Installation will be on cement block walls.
- Normal access hours are 7AM to 3PM for installation.
- Cabinets may be delivered directly to the site.

CANADIAN SCIENTIFIC inc
7777 Eastview Rd., Guelph, ON N1H 6J1
info@canadianscientific.ca
226.780.4793

CSi Solid Phenolic Casework Standard Specifications

1.00 General

1.01 General Conditions

A. The General Conditions and supplementary General Conditions apply to all work in this division.

B. Warranty: Canadian Scientific inc. (CSi) Phenolic Casework is warranted for a period of five years. Warranty includes factory-supplied labor and materials should any equipment of our manufacture show failure in material or workmanship. The company will be pleased to repair or replace such defective parts. Warranties do not apply in the event of neglect or abuse of the unit or parts involved.

1.02 Scope of Work

A. Provide all Phenolic Resin Casework and accessory items as specified herein. Refer to plans for specific details and requirements.

B. Include all countertops, backsplashes, filler panels, scribe pieces as necessary for a complete installation.

C. See drawings for equipment schedules by section.

1.03 Related work specified elsewhere

A. General millwork and custom cabinetry unless specified or so noted on plans.

B. Resilient base unless so noted on plans.

C. Blocking within walls

D. Sinks, plumbing fixtures, electrical and mechanical equipment and its related installation, unless noted on drawings to be provided by casework contractors.

1.04 Submittals

A. Submit in accordance with the general, supplementary, and special conditions of the specifications

B. Submit shop drawings for approval-showing materials, dimensions, sink locations fittings, and other accessories. Show relation of material furnished under this section with connecting or related work of other suppliers and trades.

C. Submit samples of colors and hardware cuts as required

D. Submit one full size sample of finished base cabinet complete with hardware, doors, and drawers, without finished top.

E. Submit one full sized sample of finished wall mounted cabinet complete with hardware, doors, and adjustable shelves.

1.05 Qualifications

A. Drawings and specifications are based upon casework manufactured by Canadian Scientific inc. (CSi) 7777 Eastview Road, Guelph Ontario N1H 6J1 Canada

B. Casework of other recognized institutional manufacturers may be considered for opening of the bids. Casework must conform to design, quality and chemical resistance of materials, workmanship and function of casework as specified and shown on plans.

C. Manufacturers requesting approval shall submit cabinets, catalogs, and specifications with the written request as well as a list detailing those areas in which their product deviates from this specification. Samples may be retained until completion of the job for verification of compliance with these specifications.

D. Architect/Owners opinion and decision shall be final in evaluation of manufacturer's products.

2.00 Materials

2.01 Phenolic Sheets

A. Phenolic sheets in thickness as specified and in accordance with the test results as shown below.

B. Technical Data for Canadian Scientific inc. (CSi) Phenolic Resin Casework.

Solid Phenolic Performance Properties as per NEMA Standards:

Coefficient of Linear Expansion	ASTM D696	1.65x105 in/°C
Comprehensive Strength	ASTM D695	4.390x104 psi
Fire Resistance	ASTM D635	Self Extinguishing
Flexural Strength	ASTM D790	
(Ultimate)		2.30x104 psi

(Modulus)		1.50x104 psi
Impact Strength	ASTM D256	0.68 ft-lbs in
Tensile Strength	ASTM D638	
(Ultimate)		2.20x104 psi
(Modulus)		1.70x104 psi
Rockwell Hardness	ASTM D785	120
Water Absorption	ASTM D570	0.30%
Direct Flame Resistance	Bunsen Burner	3 minutes

C. Canadian Scientific inc. (CSi) Resin Casework Chemical Resistance Test Procedure

1. The sample panel was placed on a flat surface, cleaned with soap and water and blotted dry. The panel was then conditioned for 48 hours at 73° F+/- 3°F and 50%+/- 5%relative humidity. The Phenolic resin sample was then tested for chemical resistance using 48 different chemical reagents by the following methods:

a. Volatile Chemicals were tested by placing a cotton ball saturated with the reagent in the mouth of a one-ounce bottle and inverting the bottle on the surface panel.

b. Non-volatile Chemicals were tested by placing five (5) drops of the reagent on the surface of the panel and covering with a 25mm watch glass.

2. For both of the above methods, the reagents were left on the panel for a period of 24 hours. The panel was then washed off with water, cleaned with detergent and naptha, and rinsed with deionized water. The panel was then dried with a towel and evaluated after 24 hours at 73° F+/- 3°F and 50%+/- 5%relative humidity using the following rating system:

Level 0 - No detectable changes in working surface material

Level 1 - Slight detectable change in color or gloss, but no change or significant impairment of working surface function or life.

Level 2 - Change in appearance due to surface discoloration or etch, possibly resulting in deterioration in function over a period of time if not cleaned up immediately after exposure.

Level 3 - Pitting, cratering or erosion of working surface material. Obvious and significant deterioration if not cleaned up immediately after exposure.

D. Canadian Scientific inc. (CSi) Resin Casework Chemical Resistance:

Chemical Reagent	Black	Other Colors

Acetate, Amyl	0	0
Acetate, Ethyl	0	0
Acetic Acid 98%	0	0
Acetone	0	0
Acid Dichromate, 5%	0	0
Alcohol, Butyl	0	0
Alcohol, Ethyl	0	0
Alcohol, Methyl	0	0
Ammonium Hydroxide, 28%	0	0
Benzene	0	0
Carbon Tetrachloride	0	0
Chloroform	0	0
Chromic Acid, 60%	2	0
Cresol	0	0
Dichlor Acetic Acid	0	0
Dimethylformanide	0	0
Dioxane	0	0
Ethyl Ether	0	0
Formaldehyde, 37%	0	0
Formic Acid, 90%	0	0
Furfural	0	0
Gasoline	0	0
Hydrochloric Acid, 37%	0	0
Hydroflouric Acid, 48%	1	2
Hydrogen Peroxide, 3%	0	0

Iodine, Tincture of	0	0
Methyl Ethyl Ketone	1	0
Methylene Chloride	0	0
Mono Chlorobenzene	0	0
Naphthalene	0	0
Nitric Acid, 20%	0	1
Nitric Acid, 30%	0	1
Nitric Acid, 70%	1	2
Phenol, 90%	0	0
Phosphoric Acid, 85%	0	0
Silver Nitrate, Saturated	0	1
Sodium Hydroxide, 10%	3	0
Sodium Hydroxide, 20%	3	0
Sodium Hydroxide, 40%	3	0
Sodium Hydroxide Flakes	0	0
Sodium Sulfide, Saturated Solution	0	0
Sulfuric Acid 33%	0	0
Sulfuric Acid 77%	0	1
Sulfuric Acid 96%	0	1
50% Sulfuric Acid (77%) plus 50% Nitric Acid (70%)	2	2
Toulene	0	0
Trichloroethylene	0	0
Xylene	0	0
Zinc Chloride Saturated	0	0

2.02 Hardware

A. Hinges to be heavy duty, five-knuckle institutional-tip, fixed pin feature with all edges eased. Hinge to be full wrap-around type of tempered steel .095" thick. Each hinge to have a minimum of nine screw attachment holes. Hinges to accommodate door thickness of ½". Hinge to be black epoxy powder finish.

B. Hinges: one pair per door to 48" height. One and one-half pair over 48" in height. Hinge to allow 270 degrees of swing.

C. Pulls to be selected from, but not limited to the following options:

1. Dull chrome 4" projecting type: LH 319

2. Satin chrome 4" wire pull: LH 321

3. Black Nylon 4" wire pull: LH 325

D. Pulls: Drawers under 30" in width to receive one pull. Drawers over 30" in width to receive two pulls. All doors to receive one pull.

E. Catches: Steel zinc finish polyethylene roller type heavy duty catch with adjustable tension feature.

F. Drawer slides: As shown below or as specified by Owner/Architect.

1. Standard Drawers: Self closing epoxy coated steel bottom corner mounted with 80% extension. Rollers to be nylon with tempered steel axles. Drawer slides to have captive profiles to provide stable tracking and positive pullout stop with a secondary lock-out position. Load capacity to be 100 lbs. Standard drawer slides to have lifetime guarantee.

2. File Drawers: Self closing epoxy coated steel bottom corner mounted with 100% extension. Drawer slides to have captive profiles to provide stable tracking and positive stop with a secondary lock-out position. Load capacity to be 150 lbs.

G. Adjustable shelf supports: Shelves to be supported by plated metal shelf rests which fit into pre-bored 5mm holes. Shelf rest holes to be bored by automatic computer controlled boring machine.

H. Sliding door hardware: As shown below or as specified by Owner/Architect:

1. Phenolic framed glass doors and solid Phenolic doors: to be supported from top of door by extruded aluminum track. Fully adjustable steel carriers with two nylon wheels per carrier to be attached to door, two carrier assemblies to be attached to each door. Load capacity per door to be 75 lbs. Nylon floor guides to be attached to cabinet bottom to hold doors captive and insure proper sliding action.

2. Unframed glass doors: Doors to be ¼ laminated safety glass with all edges polished. Bottom of door to receive extruded aluminum shoe track assembly, lower edge of glass to fit into the top of this track. The bottom of this same track to receive metal wheel assembly. One metal wheel assembly to be located every 12". Metal wheel assembly to ride on extruded aluminum track with flange, which is to be screwed to top of wall cabinet bottom. Top of glass doors to receive snap-on silencing guide which is guided by extruded aluminum upper track that is screwed to the bottom of wall cabinet top.

I. Locks: Drawer and hinged door locks to be disc tumbler cam locks in satin chrome finish, keyed alike and master keyed, with removable lock core for changing lock arrangements. Drawer cabinets which have locks that are keyed differently are to receive security panels located between drawers. Phenolic framed glass doors and solid Phenolic sliding doors to have push type pin tumbler lock in satin chrome finish. Unframed glass doors to have sliding panel lock specifically designed to fit in bottom aluminum shoe track assembly.

J. Wardrobe rod: 1-1/16" chrome plate steel rod supported by flanges.

K. Cabinet levelers: 3/8" Stem levelers attached to 4 hole steel mounting brace containing a strengthening rib for added reinforcement.

3.00 Construction

3.01 General

A. All cabinet body component shall be secured utilizing concealed interlocking mechanical fasteners as approved by AW1400B.S.8-A, AWI1600B-S-4.A, sections 14 and 25 of the Woodwork Institute of California Manual of Millwork, and shall be especially designed for use in joining flat panels.

B. All joints to be tight fitting and shall not rupture or loosen due to:

1. Racking of casework during shipment and installation

2. Normal use

3. Seismic shock as tested and approved by the Woodwork Institute of California for casework used in schools and hospitals.

C. All fastening devices and screws shall be treated to deter or resist corrosion. If specified by Owner/Architect, all screws shall be stainless steel.

3.02 Construction Features

A. General conditions: All Cabinets

1. All end panels, cabinet bottoms, wall and tall cabinet tops, vertical dividers, vertical rails, exposed finished back panels, toe kicks, drawer fronts, drawer bodies, and doors, to be 1/2" phenolic resin as described in section 2.01 of this specification.

2. All base cabinet horizontal rails, adjustable shelves, and wall cabinet hanging cleats to be 3/4" phenolic resin as described in section 2.01 of this specification.

3. All removable and fixed backs to be 1/8" phenolic resin as described in section 2.01 of this specification.

4. Unless specified by Owner/Architect, all cabinets in wood grain phenolic shall have the grain running parallel with the length of the component. Grain direction of drawer fronts shall be horizontal. Grain direction of doors shall be vertical.

B. Base Cabinets

1. Cabinet and panels to be secured to cabinet bottom and to horizontal and vertical rails with a minimum of 10 interlocking mechanical fasteners.

2. Cabinet base to be integral with cabinet and end panels as a standard feature unless a separate base unit is specifically called for and indicated on plans. Standard integral base to have toe kick attached to cabinet end panels by means of steel angles and screws. Cabinet to be vermin proof.

3. Cabinet end panels to be secured at top of base cabinet by means of 2 - 3/4" x 3 1/2" horizontal rails and 1 - 1/2" x 7 3/4" upper back panel which also serves as wall attachment cleat. Cabinet end panels to be secured at bottom of base cabinet with a solid 1/2" thick cabinet bottom and 1/2" thick integral toe kick panel.

4. Removable cabinet backs to be 1/8" thick white phenolic resin. Backs to be removed from inside of cabinet without the use of tools or mechanical fasteners. Cabinets with only banks of drawers do not receive removable backs.

5. Drawer body sides, sub-fronts, and backs to be 1/2" thick white phenolic resin. Drawer body bottoms to be 1/8" thick white phenolic resin. Attachments of drawer body sides to drawer body fronts and backs to be a screwed butt joint.

5. Locked drawers within the same cabinet which are keyed differently to have 1/2" thick phenolic resin security panels attached to cabinet end panels with a minimum of 4 concealed interlocking mechanical fasteners.

7. All interior cabinet components to be white.

8. Base cabinet toe kicks to be black.

9. All cabinets to have independently adjustable 3/8" stern levelers accessible from inside of cabinet. Levelers to be attached to cabinet end panels by means of a steel 4 hole mounting brace containing a strengthening rib for added reinforcement. Leveler access holes to be covered with white plastic caps.

10. Color of exposed end panels to match color selection of drawer fronts, doors, knee space panels, and fillers. Colors of unexposed end panels to be off-white. Construction fasteners used for attachment of cabinet end panels to vertical cabinet members to be concealed. Visible construction fasteners or hole covers shall not be acceptable.

11. All base fillers to be 1/2" phenolic resin.

C. Wall Cabinets

1. Cabinet end panels to be secured to cabinet top and bottom with a minimum of 8 interlocking mechanical fasteners.

2. Cabinet end panels to be rabbeted to receive cabinet back and hanging cleat.

3. Cabinet back to be 1/8" phenolic resin attached to cabinet top, and bottom with screws.

4. Hanging cleat to be 1/4" thick phenolic resin attached to cabinet end panels, top, and bottom with screws. Bottom edge of top cleat to be cut on an angle. Matching angle to be cut on hanging cleat attached to the wall.

5. All interior components to be white.

6. All exposed end panels to match color of doors and cabinet bottom. Color of unexposed end panels to be off white. Color of cabinet bottom to match all other exposed surfaces. Construction fasteners used for attachment of cabinet end panels to vertical cabinet members to be concealed. Visible construction fasteners or hole covers shall not be acceptable.

7. All wall fillers to be 1/2" phenolic resin.

D. Tall Cabinets

1. Cabinet end panels to be secured to cabinet top, fixed shelf, wall attachment cleat, and bottom with a minimum of 14 interlocking mechanical fasteners.

2. Cabinet base to be integral with cabinet end panel as a standard feature unless a separate base unit is specifically called for and indicated on plans. Standard integral base to have toe kick attached to cabinet end panels by means of steel angles and screws. Cabinet to be vermin proof.

3. Cabinet end panels to be rabbeted to receive cabinet back.

4. Cabinet back to be 1/8" phenolic resin attached to cabinet top, fixed shelf, wall attachment cleat and bottom with screws.

5. The following interior cabinet components to be white: cabinet end panels, bottoms, tops, fixed shelves, back, wall attachment cleats, and inside of doors.

4.00 Countertops

4.01 Phenolic Resin

A. 1" thick phenolic resin countertops as shown on drawings and as described in section 2.01 of this specification.

4.02 Stainless Steel

A. Stainless Steel, Type 304, non-magnetic, 18-8, Galvanized, cold rolled steel, 16 gauge throughout. Shall be fabricated in one piece, where practicable, with welded corners, channel shaped exposed edges

and reinforced with three (3) full length hat shaped galvanized channels. Sink bowls, where required, shall be fabricated with horizontal and vertical corners covered to a 1" (2.54) radius, corners made spherical without fillers or solder, and welded to top. Back and/or end splashes shall be integral with top and covered at point of turn up to a 1/2" (1.27) radius. Exposed edges of sink tops shall be provided with integral inverted "V" nosing. After fabrication, a moisture proof, sound deadening, mastic shall be applied to the underside of the top and outside of sink bowls. All welding shall be accomplished by heli-arc method with all exposed welds ground smooth. All exposed surfaces shall be free of pit marks, weld seams and scale, and polished to a stain finish.

5.00 Execution

5.01 Shipping

A. All casework shall be blanket wrapped and delivered to jobsite in furniture vans.

5.02 Casework Installation

A. Casework shall not be delivered to jobsite until building has become adequately dry and secure.

Installation shall be by Casework Manufacturer's authorized representative.

B. Casework is to be installed plumb and true, and is to be securely anchored in place. Scribe casework fillers as necessary for a tight fit.

C. Wall cabinets shall be securely fastened to horizontal blocking, not to plaster, lath, or wallboard. Reinforcement of stud walls shall be provided by appropriate trade during erection of walls. Casework Manufacturer shall accurately locate blocking requirements on shop drawings.

D. Install countertops on base cabinets using screws.

5.03 Cleaning and Protection

A. Empty drawers of dust and dirt. Wipe out cabinet interiors to remove dust and dirt. Remove pencil and other marks from cabinets and countertops. Remove all packaging, scraps, and debris resulting from installation activities.

B. Make final adjustment to doors and drawers. Doors shall swing freely, catches shall hold securely, and all doors shall be aligned both vertically and horizontally. Drawers shall open and close smoothly, without binding and without excessive slide play.

C. Keys shall be appropriately labeled and turned over to the Owner.

Canadian Scientific inc. (CSi) reserves the right to change this specification without notice or obligation to incorporate improved materials, hardware, or manufacturing techniques.

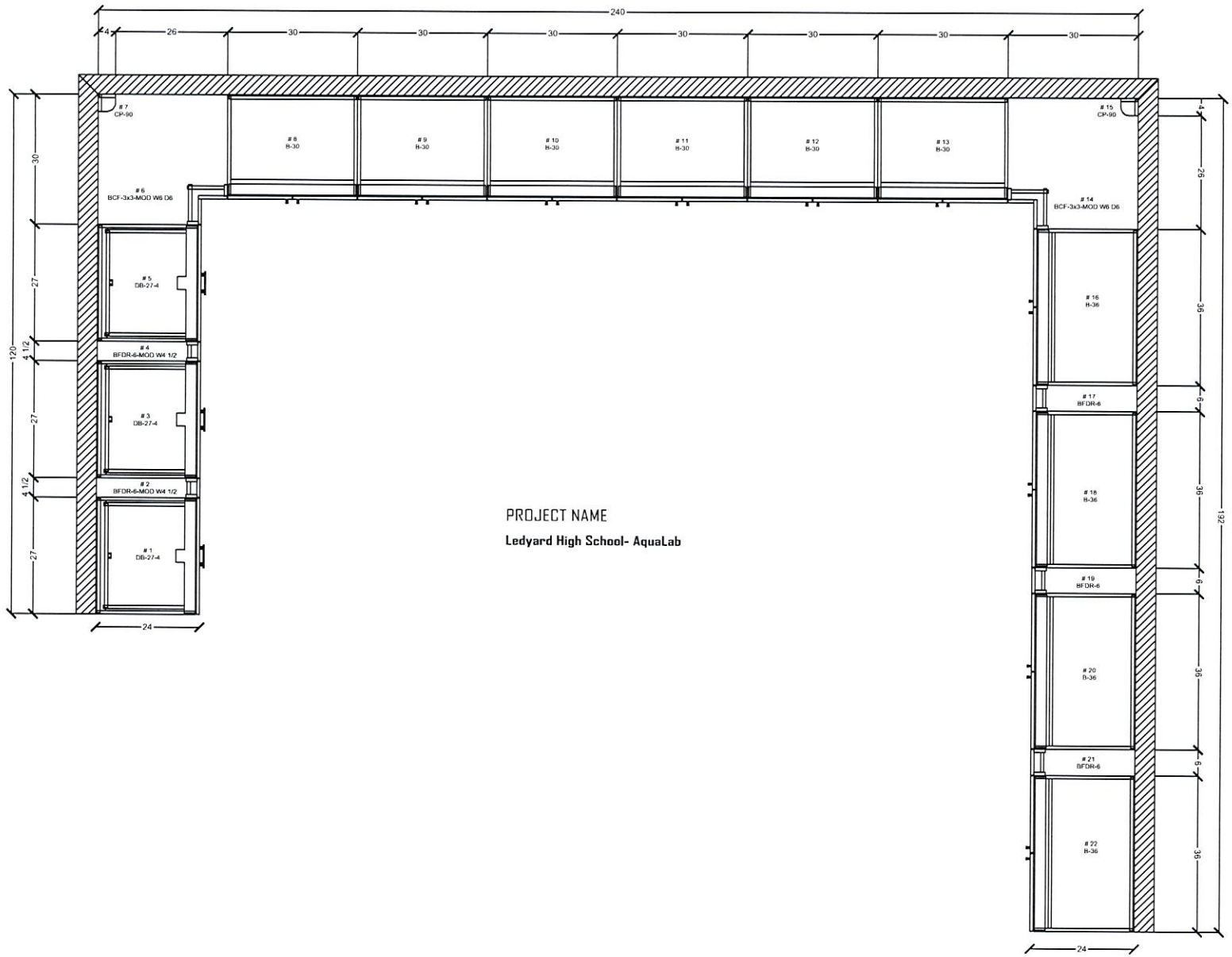

PROJECT NAME

Ledyard High School- AquaLab

DRAWING TITLE

Plan

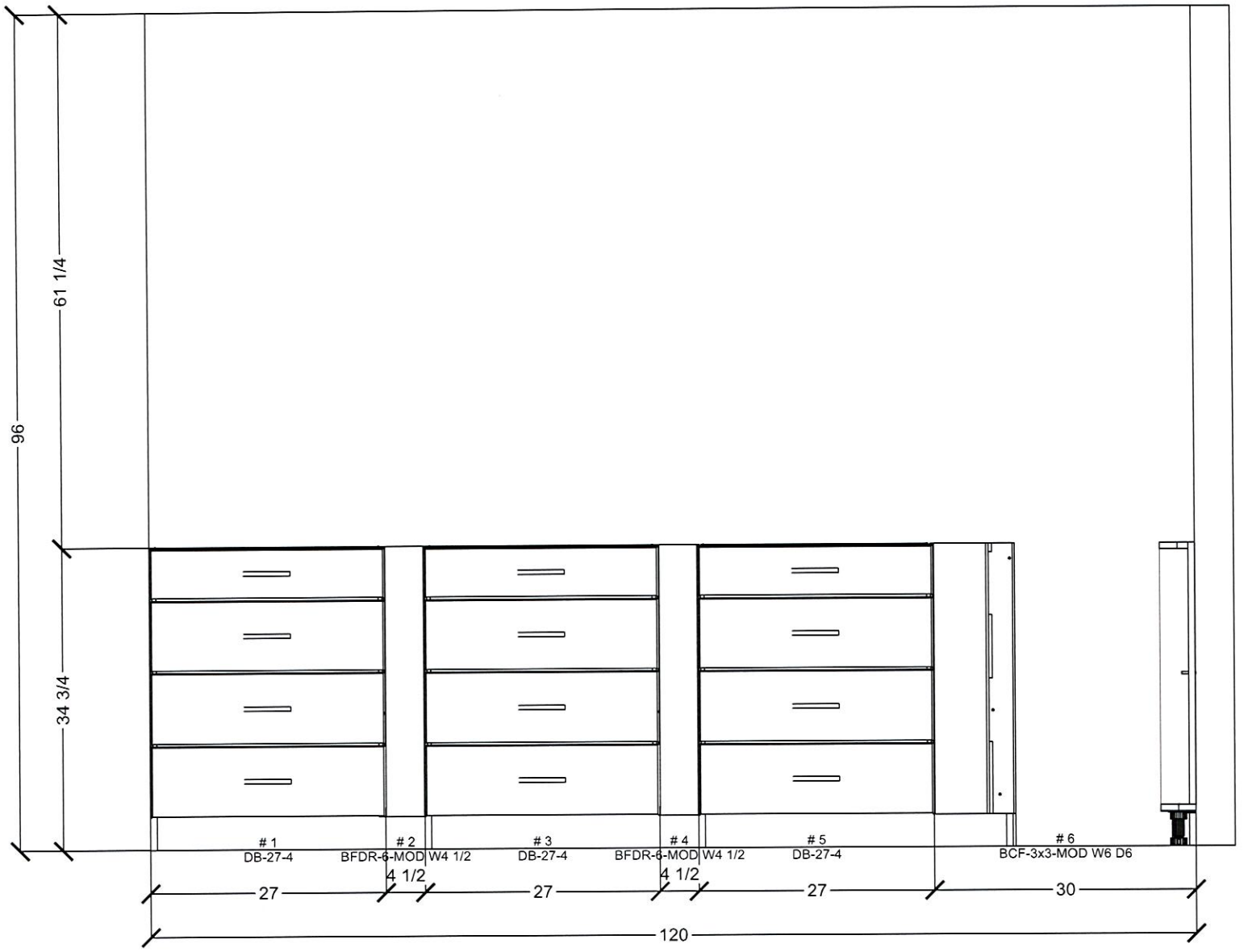

DRAWING TITLE

Elevation - 1

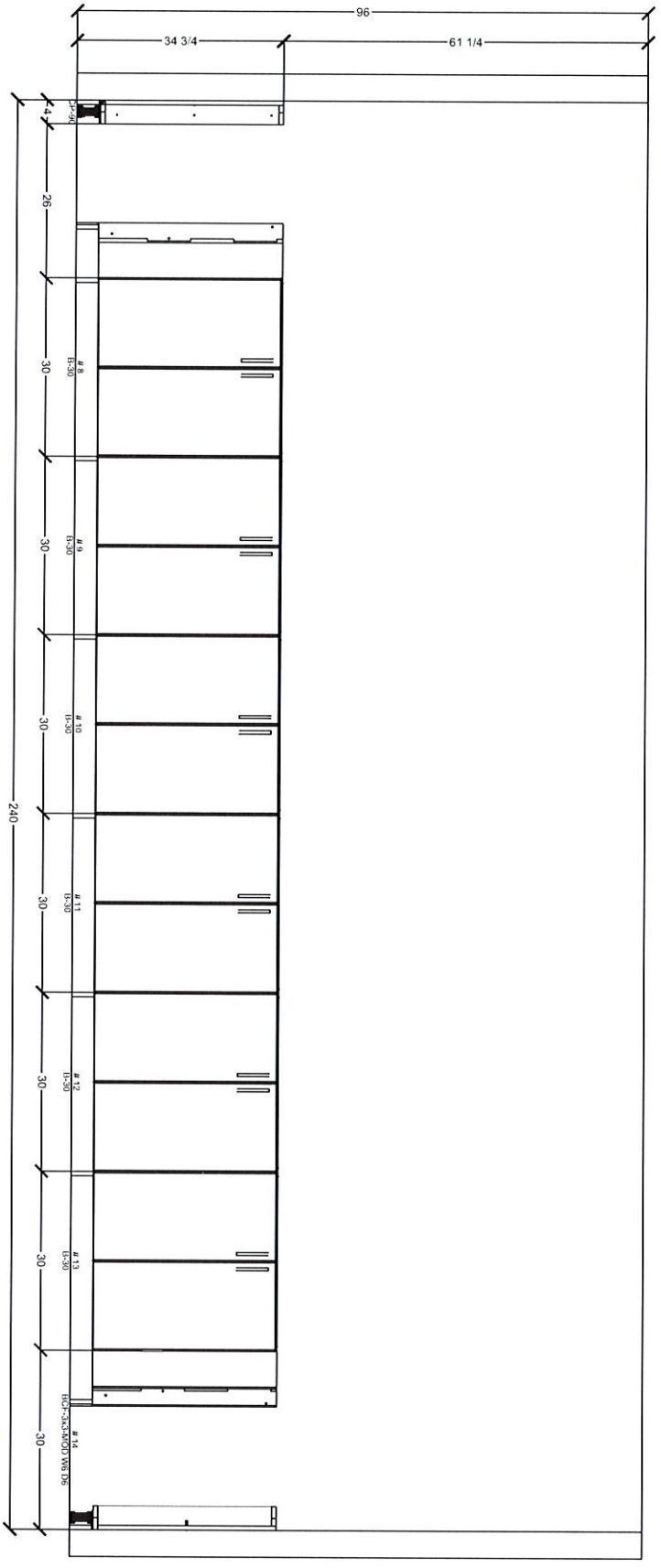

DRAWING TITLE
Elevation - 2

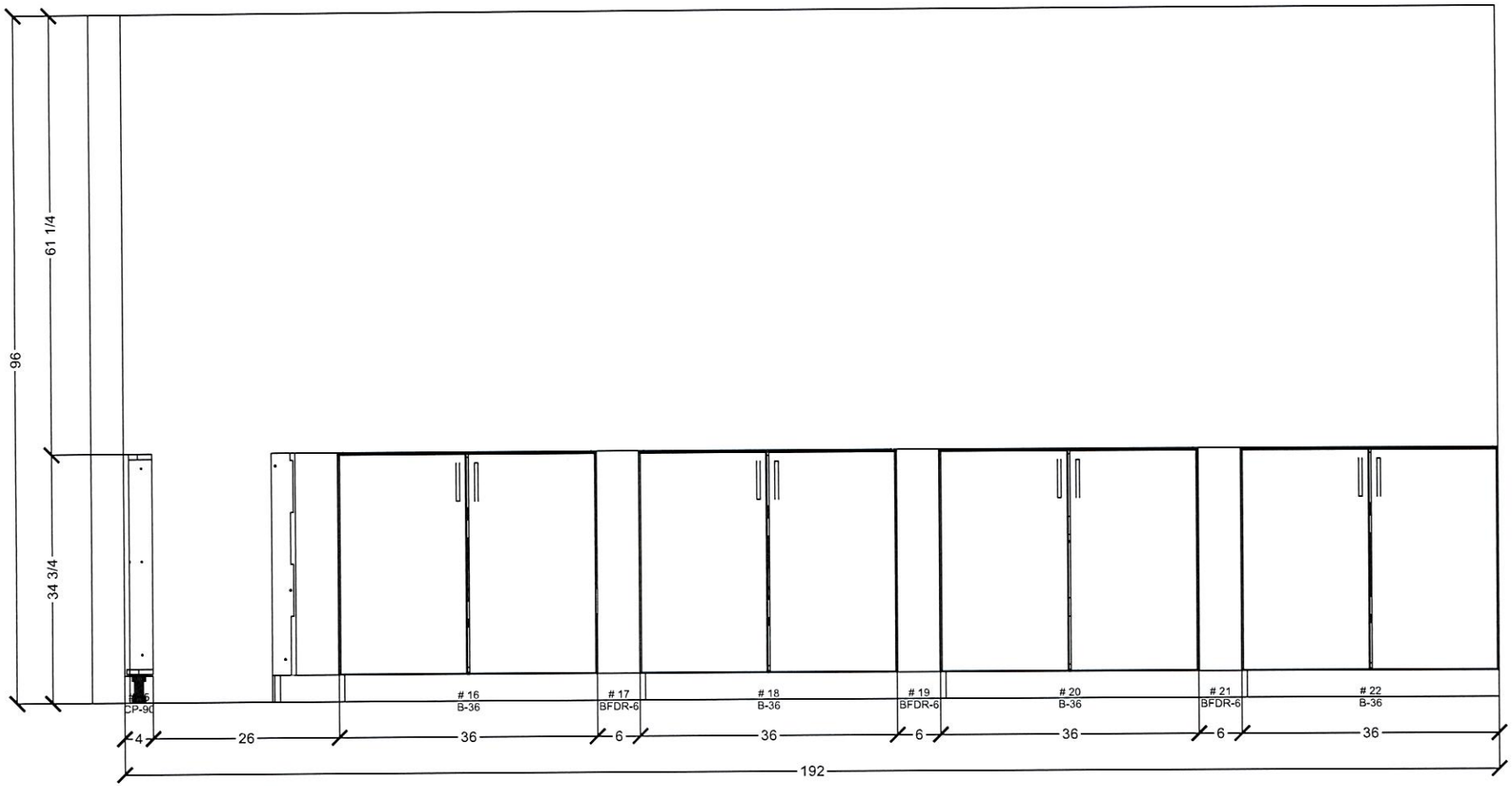

DRAWING TITLE

Elevation - 3



DRAWING TITLE
3D - 1



DRAWING TITLE
3D - 2



DRAWING TITLE
3D - 3



DRAWING TITLE
3D - 4

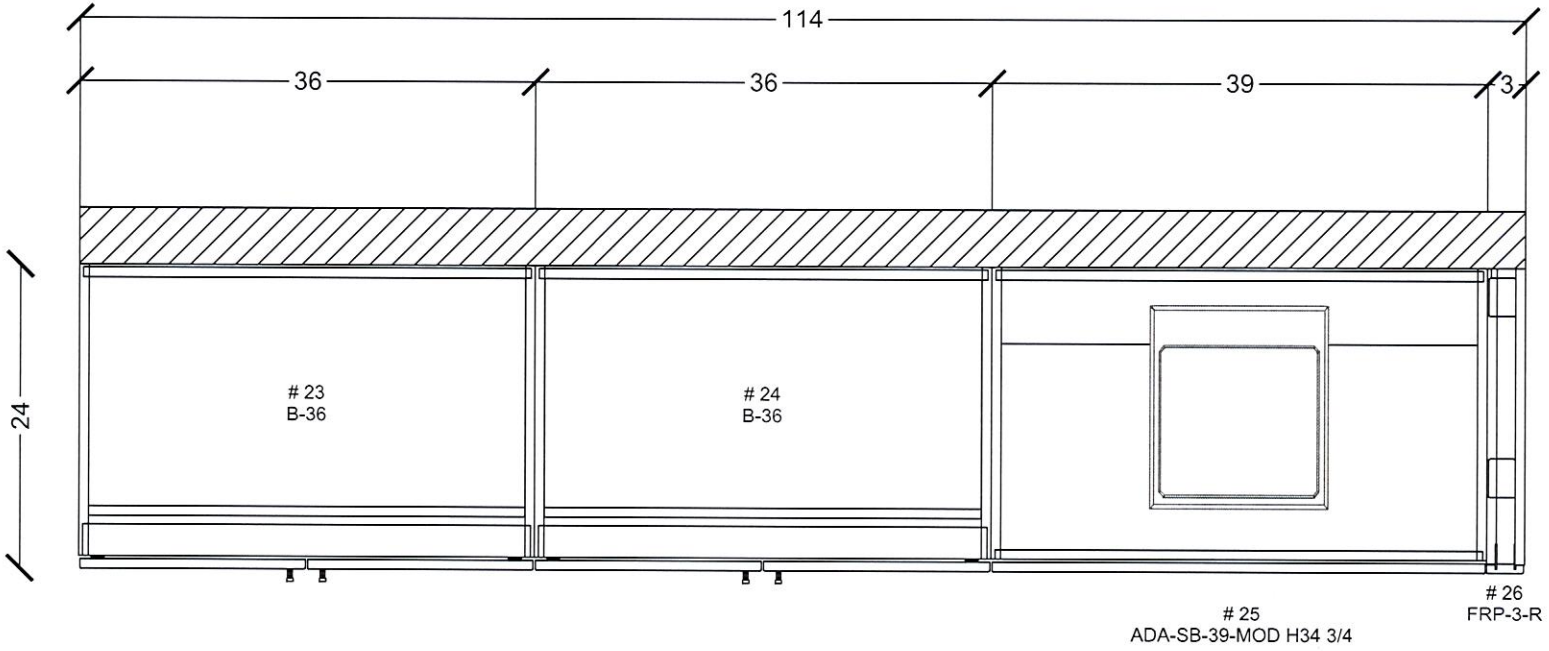

DRAWING TITLE

Plan - Sink Area

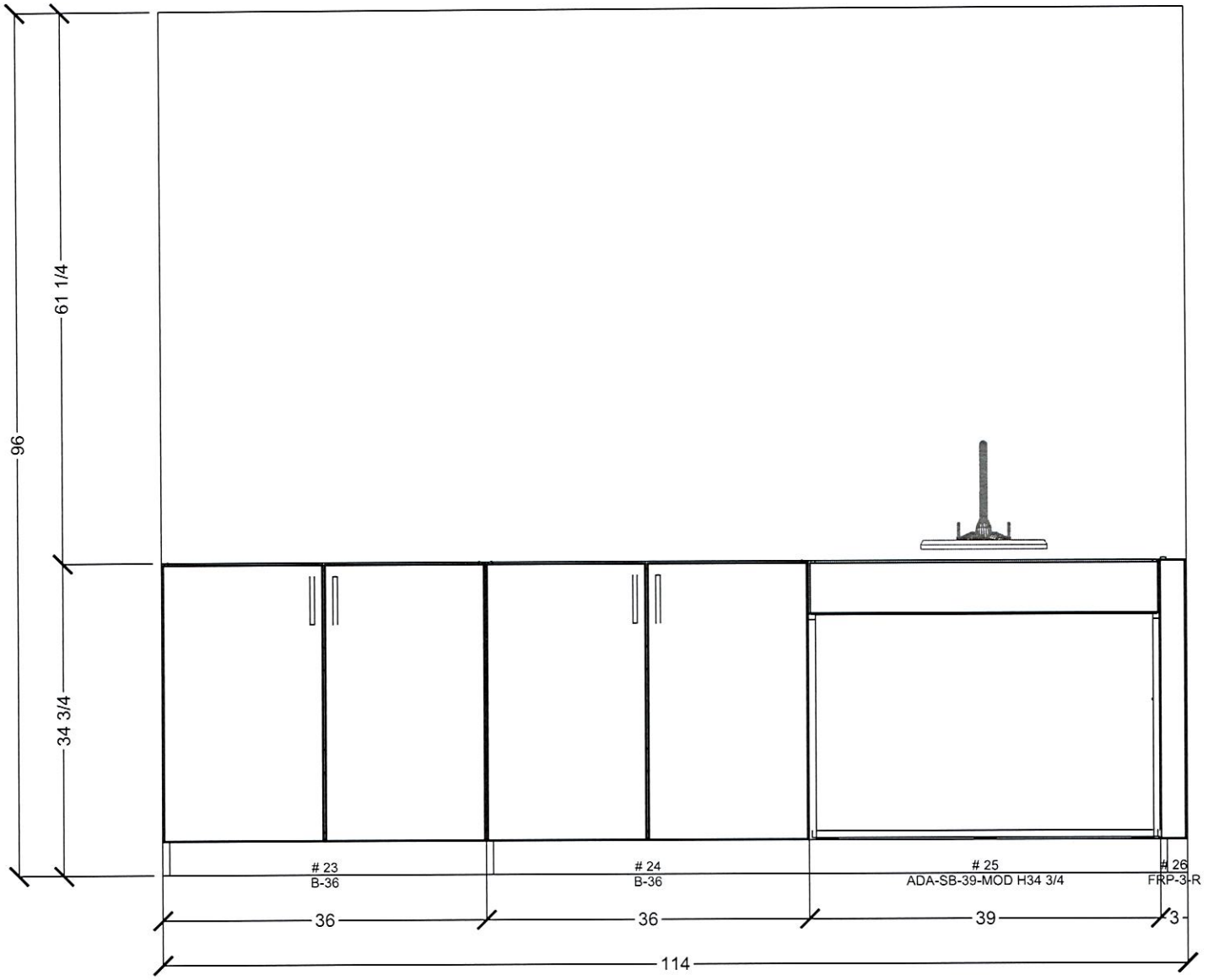

DRAWING TITLE

Elevation - Sink Area

CV22

DRAWING TITLE

3D - 1 - Sink Area



DRAWING TITLE

3D - 2 - Sink Area

Attachment (C)

Ledyard High School Science Classroom
Addendum C consists of 30 pages

- Demolition is not included in this bid.
- Sink and faucet to be supplied and installed by bidder.
- Plumbing water and drain connection to be supplied by the District.
- All cabinetry to be installed on non porous shims a minimum of ¼" off the floor.
- Counter tops to be chemical resistant or epoxy
- One (1) sink area is to meet ADA requirements.
- Provide one (1) ADA workstation
- Trapezoid tables are part of this bid.
- Stools and chairs are not part of the bid.
- Electrical connections to be supplied by the district.
- Color choices for countertop, to be selected after award to the successful bidder. Base and upper cabinets to have a natural oak finish.
- Installation will be free standing in front of heater.
- Normal access hours are 7AM to 3PM for installation.
- Cabinets may be delivered directly to the site.
- Cabinets are being installed in front of a steam radiator; the rear of the cabinets need to be protected from the heat.
- Vents need to be installed at the base of the sink openings for heating air circulation.
- Bidder to supply ledge at rear of cabinet to support heating vent.

Vanguard Oak – Reveal Overlay
Construction Specification
2020

1.00 MANUFACTURERS

A. The basis of this specification is wood casework manufactured and constructed according to the standards used by Leonard Peterson & Co., Inc., 400 Webster Road, Auburn, Alabama. The specified design is **Vanguard – REVEAL OVERLAY.** All laboratory equipment covered by the specification shall be the product of one manufacturer and be fabricated at one geographic location to assure shipping continuity and single-source responsibility. All quotations from a manufacturer other than Leonard Peterson & Co., Inc. shall contain a review of the following capabilities:

1. List of shop facilities
2. List of engineering and manufacturing personnel
3. Proof of financial ability to fulfill the contract
4. List of a minimum of ten (10) installations over the last five (5) years of comparable scope
5. Proof of project management and installation capabilities
6. AWI Premium Grade Certification Number.

B. The selected manufacturer must warrant for a period of three (3) years, starting on the date of acceptance or occupancy, whichever comes first, that all products sold under the contract referenced above shall be free from defects in material and workmanship. Purchaser shall notify the manufacturer's representative immediately of any defective product. The manufacturer shall have a reasonable opportunity to inspect the goods. The purchaser shall return no product until receipt by purchaser of written shipping instructions from the manufacturer.

C. Samples:
Samples from non-specified manufacturers will be required and reviewed per specification. Samples shall be delivered, at no cost to the architect or owner to a destination set forth by the architect or owner. This must be done seven (7) days before quotation deadline as a condition of approval of each bidder. Samples shall be full size, production type samples. Miniature, or "Show Room" type samples are not acceptable. Furnish the following:

1. One combination drawer and cupboard base unit showing complete construction details, including one shelf.
2. One leg corner sample showing table construction.
3. One sample of all top materials shown or called for, of sufficient size to perform finish requirements test.

4. Sample of mechanical service fittings, locks, door pulls, hinges, and interior hardware and other material deemed necessary for review.

D. The above samples of the successful manufacturer may be impounded by the architect or owner to insure that material delivered to the jobsite conforms in every respect to the samples submitted.

2.00 MATERIALS

A. General:

1. Casework shall be reveal overlay and constructed in accordance with the best woodworking practices. All cabinetry shall be produced in manufacturers own facility and operated under his control and supervision. First class quality of casework shall be established and maintained by use of proper machinery, finishing products, tools, fixtures and skilled workmanship.

2. Casework units to be dowel pin construction with all joints properly glued making each unit rigid and self-supporting.

3. Material shall be selected so that the finished installation shall provide an attractive and harmonious appearance. All exterior casework surfaces exposed to view after installation shall be Northern Red Oak. Solid woods and veneers behind closed doors or drawers shall be of color and graining in conformance with the normally accepted standard required of the scientific laboratory equipment industry.

B. Solid Woods:

All solid woods shall be hardwood carefully and thoroughly air-dried, then kiln dried in humidity controlled kilns to a moisture content of 4-1/2%. All kiln dried lumber shall then be tempered to a moisture content of 6% before use. This moisture content shall be maintained throughout production.

C. Plywoods:

All plywood shall be hardwood. Soft woods such as Fir or Pine are not permitted.

1. Veneer Core Plywood:

Veneer core plywood shall be either 7-ply (3/4") or 9-ply (1") and shall be compliant with ANSI/HPVA HP-1 2009.

2. Composition Core Plywood:

Composition core plywood shall be 3-ply and shall be compliant with ANSI A208.1-2009, and/or ANSI A208.2-2009.

3. Face Veneers:

Plywood face veneers shall be Grade A, plain sliced, book matched, red oak on face, and Grade 1, red oak on back.

D. Banding:

Plywood panels to shall be edge banded as specified with a multiple ply hardwood edge-banding or 1/8" (3mm) solid lumber to match exposed cabinet veneer.

E. Tempered Hardboard:

Tempered Hardboard shall be a wood fiber/resinous combination formed with heat and pressure into sheets providing a hard, smooth surface and shall be compliant with ANSI A135.4-2004.

F. Dowels:

Assembly dowels, used to joint rails to panels, shall be fluted hardwood 8mm in diameter x 36mm in length. All dowels glued into components.

G. Glass:

Glass for framed sliding and swinging doors shall be 1/8" float glass (tempered glass provided when specified). Glass for unframed sliding doors shall be ¼" float glass.

H. Glues:

All glues used in the manufacture of plywood, assembly of component parts and cabinetry to be water resistant with no added urea formaldehyde.

I. Finishes:

Conversion varnish with no added urea formaldehyde and shall comply with HUD 24 CFR 3280.308.

J. Hardware:

1. Drawer and door pulls: Bar Type made of extruded aluminum 4-1/2" long and ½" wide having dull brushed finish. Pull attached with two (2) No. 10

flat head machine screws countersunk on 4"centers. Pulls provided for all hinged doors and drawers. (Plastic pulls or a design not compatible for use by the handicapped is not acceptable.)

2. Latching Handles: Made of dull chrome plated die cast zinc alloy approximately 4-1/4" in length in streamlined design. Handle operates with one-quarter turn. Paired door cases have latching handle on right door and dummy matching handle on left door. A 3-point latching system provides positive engagement at top and bottom of door with 5/16" diameter tapered epoxy coated steel rods engaging in case top and bottom and latch plate engaging behind left door or into side wall of case depending upon design. Latching handles are provided on all case doors over 48" high.

3. Hinges: Butt style, 5-knuckle, institutional type of dull finished stainless steel, 2-1/2" by 3-1/8", unequal winged, tight pinned and with wing thickness of .081". Each hinge is secured by seven plated No. 7 flat head screws. (Surface mounted hinges shall not be acceptable.)

   Doors hung with paired hinges are capable of supporting 175 pounds at 12" from pivot point of hinges with no distortion of hinges or degradation of casework. Hinged doors up to 48" high furnished with 1 pair of hinges. Hinged doors over 48" high furnished with 1-1/2 pair of hinges.

4. Drawer Slides: 100 lb. rated capacity, full extension, zinc plated, linear ball bearing made of cold rolled steel. Drawers removable without the use of tools.

5. Shelf support clips: double pin type made of vinyl having anti-tipping seismic feature. Each clip capable of supporting 200 pounds. Clips engage into holes drilled into cabinet end panels or partitions.

6. Catches: spring loaded, nylon roller type, designed for quiet operation provided for hinged doors. Cabinets with locked paired doors have elbow catches inside left-hand doors. Cabinet and case doors provided with 2 catches, one at top and one at bottom, where elbow catches are not furnished.

7. Base molding (when call for or specified): pliable black vinyl, 1/8" thick by 4" high with top edge rounded. Molding secured with self-stick or applied waterproof adhesives. Formed stainless steel caps are fastened to exposed corners. Exposed cabinet work provided with base molding unless otherwise specified.

8. Drawer and hinged door locks (except tall case doors): dead bolt style, heavy-duty, five-tumbler, of non-ferrous metal and master-keyed having 3/8" bolt throw and single bitted style keyway. Barrel and back plate of locks are riveted together; lock bolts are non-removal. Locks with cams held in place with machine screws or nuts are not acceptable. Locks are secured to rear of drawer and door fronts with flat head screws. Each lock furnished with one non-ferrous key when keyed alike and two non-ferrous keys when keyed differently. Locks furnished as indicated on details or as is standard with catalog descriptions unless otherwise specified. Latching handles shall be provided with locks where required. Locks shall be keyed to same master key as locks provided for other drawer and hinged door cabinets.

2.01 CONSTRUCTION

A. General:

The prime intent of this specification is to define the essential minimum cabinet case and table requirements of the materials, and construction, finish and workmanship to be supplied. Cabinetry to be of convention reveal overlay style design having drawer and doors provided with edges overlapping openings on all edges. Each cabinet unit shall be completely factory assembled and finished. Cabinets constructed with flush interiors having no offsets maximizing drawer and cupboard space and ease of cleanability. All exposed joints shall be closely

fitted and tight showing no open joints when finished. All exposed corners eased. Individual cabinet, case and table units shall meet or exceed the Recommended Standards and Practices outlined in SEFA 8.

B. Base Cabinets:

1. End panels, partitions, bottoms and shelves:
   Exposed end panels, partitions, bottoms and shelves to be ¾" thick red oak veneer core plywood. Unexposed end panels, partitions, bottoms and shelves to be ¾" thick birch or maple veneer core plywood providing light cabinet interiors behind closed doors. Exposed edges of end panels, partitions and bottoms to be banded in red oak. Edges of shelves behind solid doors to be red oak wood or red oak PVC depending on finish.
   Interiors of end panels and partitions to be drilled to receive dowel inserted edges of rails, bottoms and toe boards and bored for shelf clips where required. Bottoms machined for and provided with dowels (on maximum of 96mm centers) for insertion into end panels or partitions and grooved to receive cupboard backs.
   Cupboard base cabinet shelves to be 1" thick veneer core plywood, adjustable on 1-1/4" (32mm) centers.

2. Top Frame:
   Cabinet top frame to be comprised of a front rail and a back rail. Front rail to be 4" x 1" hardwood having exposed edge red oak banded and end edges drilled and provided with three (3) dowels for horizontal glued insertion into cabinet end panels at front. Back rail shall be ¾" hardwood varying in height from 9" high for 35" high cabinets to 7-3/4" high for 29" high cabinets and inserted vertically at rear into cabinet end panels. End edges of back rails each drilled and provided with four (4) dowels for glued insertion into ends panels.

3. Intermediate Rails:
   Intermediate Rails to be 4" x ¾" hardwood having exposed edge red oak banded and end edges each drilled and provided with 3 dowels for insertion into end panels. Intermediate rails placed horizontally at face of panels between all drawers or drawers and cupboards. Intermediate rails machined to receive engagement of lock bolts and security panels when specified.

4. Backs:

Interior cupboard backs to be ¼" thick tempered hardboard with white melamine finish and provided removable. Backs set into grooved cabinet bottom and attached at top to rear vertical rail with minimum of two (2) screws. Exposed interior cupboard backs to be ¼" veneer core red oak plywood provided removable unless specified as fixed.

Exposed exterior finished oak backs for free standing cabinets or mobile units to be of ¾" thick red oak veneer core plywood with exposed edges banded. Free standing units up to 8'0" long shall be provided with one piece back and shipped assembled to cabinets.

5. Drawers:

Drawer heads shall be ¾" thick, red oak, composite core plywood. Drawer sides, back and sub-front to be 15/32" thick, 11 ply birch plywood. Drawer fronts secured to four-sided drawer body with the use of screws. Drawer bodies secured with interlocking lap joints and back fully rabbeted into sides. Joints glued and pinned. Bottoms to be ¼" tempered hardboard fully grooved into drawer sub-fronts, sides and back.

Drawers provided with 100 lb. full extension slides and pulls as described under Hardware. Drawers over 26" wide to have two (2) pulls.

6. Security Panels:

Security panels shall be ¼" thick tempered hardboard attached to back of front intermediate rails and fastened into security clips or rails at rear of cabinet. Security panels provided only when locks are keyed differently between drawers or drawers and cupboards.

7. Hinged Paneled Doors:

Doors shall be ¾" thick, red oak, composite core plywood edge banded on all four edges. Paired cabinet doors to have matched grain pattern. Doors provided with two (2) hinges, one (1) pull and one (1) catch as described under Hardware.

8. Toe Spaces:

Base Cabinets to have recessed toe space 4" high x 2-1/2" deep. Toe board made of ¾" thick water resistant hardwood. End edges machined for and provided with three (3) dowels for glued insertion into cabinet end panels. Toe boards further secured to underside of bottom with glue block(s) for rigidity.

Doors shall be ¾" thick, red oak, composite core plywood edge banded on all four edges. Door provided with similar hardware to base cabinets except doors over 36" high to have 1-1/2 pair of hinges and 2 catches.

5. Leg stretchers, where required, to be not less than 1" x 2-3/4" mortised and tenoned into legs and secured with bolts. Cross stretchers shall be of similar construction, tenoned into stretchers and secured with bolts.

6. Book compartment bottoms furnished in 22 gauge black powder coated formed steel, tempered hardboard, birch or maple plywood depending on style of unit in which compartment occurs.

7. Panel legs, for attachment of aprons, to be 1-1/4" thick constructed of hardwood plywood having top and bottom concealed solid hardwood bands. Exposed edges faced with solid oak bands.

E. Cabinet Finish:

1. After assembly of cabinets but prior to the application of wood stain and sealing cabinet and case parts to be sanded smooth and loose fibers and dust removed.

2. Exposed cabinet and case parts and backs of doors then receive an application of stain. Excess stain to be removed by wiping with wood wool and/or cloth, and parts allowed to thoroughly dry. Unexposed interiors behind solid doors and drawers left natural providing light interiors for ease of viewing.

3. After drying, exposed parts, cabinet and case interiors, shelves, drawers and doors to receive a double coat of clear resinous wood sealer. Exposed cabinet parts, drawers, doors, and cupboard and case interiors then receive a double coat of clear, chemical resistant synthetic varnish. Between all applications of sealer and varnish, cabinet parts to be lightly sanded and wiped. The resulting exterior finish shall be semi-gloss and provide an acid, alkali, solvent, water and abrasive-resistant surface.

4. Applied finish to meet Finish Test Requirements of SEFA 8.

2.02 COUNTERTOPS:

1. General:

A. Countertops constructed per specification covering particular type.
B. Tops having sinks provided with drip grooves cut into underside of exposed edges.
C. Adhesives or fasteners to be provided for securing of tops to cabinet work. Such materials to allow for contraction or expansion of tops where necessary.
D. Tops shall be 1" thick unless otherwise specified and provided with 4" high curbs where tops abut walls, columns, case ends, etc.

2. Types:

A. **Epoxy Resin** is fabricated from a molded modified epoxy resin that has been especially compounded and cured to provide optimum physical and chemical resistance. Tops have a uniform mixture throughout, and do not depend on a surface coating that can be readily removed by chemical or physical abuse. Tops are non-glaring and black in color. All exposed edges shall be chamfered back approximately 1/8". All curbs and backsplashes to be 4" high-applied.

2.03 SINKS:

1. Sink and fixtures shall be re-used and installed by Owner.

3.00 EXECUTION

1. For approval by owner or architect, within 30 days after receipt of order submit shop details showing floor plans, rough-ins and elevations of casework and equipment being supplied. Floor plans with rough-in details to be in 3/16" scale. Elevation drawings to be in 3/8" scale.

2. Prior to fabrication of casework field check project site to assure proper fit of materials being provided. Adjust drawings as necessary to insure proper fit of all casework and equipment to building conditions.

3. Deliver casework only after wet operations are complete and building is closed in, dry and has proper climate control for installation of casework.
(Area in which laboratory casework is installed to be maintained between 65 and 75 degrees F. with relative humidity maintained between 45% - 55%.)
If these conditions are not met and maintained, product warranty is void.

4. Install casework in accordance to manufacturers recommended practice by qualified casework installer having a minimum of 3 years' experience in the installation of institutional casework.

5. Adjust casework and hardware so that doors and drawers operate smoothly. Lubricate operating hardware as recommended by manufacturer.

6. Advise owner or contractor on procedures and precautions to be taken to protect casework and other materials installed from damage by work performed by other trades.

7. During installation keep job site clean and remove debris on a daily basis. Floors are to be broom cleaned upon completion.

Ledyard High School

Ledyard, CT



SPACES

CONTACT:
PHONE:
FAX:
EMAIL:

ORIGINAL SUBMITTAL	4/17/2023

PROJECT ID NO.: Ledyard High School
CASEWORK SUBMITTALS

GENERAL

All casework will be built based on Diversified Casework specifications and the options selected below. If project specific requirements differ from Diversified Casework's standard specification it is the Dealer's responsibility to bring those requirements to the attention of Diversified Casework.

STYLE
- ■ Majestic

EXPOSED VENEER:
- [x] Red Oak, Book Match
- [ ] Maple, Slip Match +

EXPOSED VENEER GRADE
- ■ "A"

EXPOSED VENEER CUT
- ■ Plain Sliced

EXPOSED VENEER MATCHING:
- ■ Running Match

FINISHED ENDS
- ■ Finish All

REVEALS
- ■ Standard Reveals

GRAIN DIRECTION
- ■ Vertical Grain Match

SEMIEXPOSED MATERIALS
- ■ Mixed species & grade

SEMIEXPOSED FINISH
- ■ Clear finish

STAIN COLOR
- [X] TBD (To be Determinded)
- [ ] Northwoods
- [ ] Coosa
- [ ] Golden Tan
- [ ] Pecan
- [ ] Rich Honey
- [ ] Custom/Color Match +

SHELF THICKNESS
- ■ 3/4", 1" if Cabinet is 36" wide or greater

SHELF EDGE BANDING
- ■ Front Edge Only

CABINET BODY MATERIALS
- ■ Veneer Core Plywood

DOOR/DRAWER CORE MATERIAL
- ■ M2 Particleboard Core Plywood

CABINET BACK MATERIAL
- ■ 1/4" Hardboard

GLASS IN DOORS
- ■ 3/16" Tempered Glass

EDGEBANDING
- ■ 3mm Rolled Hardwood

SPECIAL REQUIREMENTS, etc.
- ■ MAS Certified

BASE CABINETS

CABINET TOPS
- ■ Full Sub-Top

SECURITY PANELS
- [x] None
- [ ] All Locked Drawers +

REMOVABLE BACKS
- ■ All Cupboards

SUB-BASE
- ■ Integral

IN-ACTIVE DOOR SECURITY
- [X] Door Clip
- [ ] N/A

FALSE SINK FRONTS
- ■ No

WALL CABINETS

TOP PANEL MATERIAL
- ■ 1" Plywood

BOTTOM PANEL MATERIAL
- ■ 1" Plywood

IN-ACTIVE DOOR SECURITY
- [X] Door Clip
- [ ] N/A

TALL CABINETS

PULL TYPE
- ■ 3-Point Latch (requires astragal for in-active door security)

BOTTOM PANEL MATERIAL
- ■ 3/4" Plywood

TOP PANEL MATERIAL
- ■ 1" Plywood

IN-ACTIVE DOOR SECURITY
- ■ Door Clip

DRAWERS

DRAWER BODIES
- ■ Dovetailed 1/2" Baltic Birch Plywood

BOTTOM MATERIAL
- ■ 1/4" White Faced Hardboard

DRAWER SLIDES
- [ ] 100# Standard Ext Epoxy Coated
- [x] 100# Full Ext Zinc Plated +

FILE DRAWER SLIDES
- ■ 200# Full Ext Zinc Plated

HARDWARE

PULLS
- ■ 4" Wire 10mm Dull Chrome Epoxy Powder Coated

HINGES
- ■ 5 Knuckle Dull Chrome Epoxy Powder Coated

SHELF CLIPS
- ■ Polycarbonate Anti-Tip Twin-Pin

LABEL HOLDERS
- [x] No
- [ ] Yes, Location:

NUMBER PLATES
- [x] None
- [ ] Yes, Location:

DOOR CATCHES
- ■ Nylon Double Roller Catch

KEYING
- [ ] N/A
- [x] Key Locks Alike
- [ ] Key Locks Different
- [ ] Key Locks by Room
- [ ] Stamped Keys & Lock Cylinders +

MASTER KEYED
- [ ] No
- [x] Yes +

LOCKS
- [ ] None
- [X] 5 Disc Cam
- [ ] 5 Pin Cam +

LOCK LOCATIONS
- [ ] N/A
- [ ] Drawers Only
- [ ] Doors Only
- [x] All Drawers & Doors
- [ ] As Shown

BUYOUTS

TOPS:
- [ ] None
- [X] 1" Black Epoxy With Field Applied Backsplash
- [ ] 3/4" Standard SPC Phenolic
- [ ] 3/4" Chemical Resistant SPC Phenolic
- [ ] 1" Standard SPC Phenolic
- [ ] 1" Chemical Resistant SPC Phenolic
- [x] 1 1/4" Black Plastic Laminate (ChemGuard)
- [ ] 1 1/4" Standard Plastic Laminate
- [ ] Other:

SINKS:
- [ ] None
- [ ] Lipped (Drop In) Black Epoxy Sinks With Outlet
- [X] Stainless Steel Sinks

FIXTURES:
- [ ] None
- [x] WaterSaver Polished Chrome Finish
- [ ] WaterSaver Vandal Resistant Polished Chrome Finish +

PACKAGING REQUIREMENTS:
- [X] Standard Packaging
- [x] Sorted and Loaded by Room
- [ ] Palletized+
- [ ] Palletized and Crated++

FUME HOODS:
- [x] No
- [ ] Yes - Specs Required
  Duct System and Blower Not Included

FUME HOOD BASE CABINETS
- [x] No
- [ ] Yes - Wood Cabinet
- [ ] Yes - Metal to match hood

PEGBOARDS:
- [x] None
- [ ] Epoxy With Stainless Steel Drip Trough

ELECTRICAL
- [X] Elec. Fixtures w/cutouts
- [ ] Cutouts ONLY in Cabinets
- [ ] Data Cutouts ONLY in Cabinets
- [ ] Data Cutouts ONLY in Countertops

MISCELLANEOUS
- [ ] Grommets
- [ ] Grilles, Countertop/Sill
- [ ] Grilles, Toe Kick
- ■ Base Moulding on Cabinets
- ■ Stainless Steel Corner Guards

ACID & FLAMMABLE CABINETS
- [x] None
- [ ] Wood Construction - Match Casework
  DC standard sizes due to UL limitations
- [ ] Metal Construction

GOGGLE CABINETS
- [x] No
- [ ] Yes, No Goggles
- [ ] Yes, With Goggles

FIRE BLANKETS
- [x] No
- [ ] Yes

ROD SOCKETS
- [X] No
- [ ] Yes

APPARATUS RODS
- [X] No
- [ ] Yes (List Locations Below)
  includes uprights, crossbar & clamps

CONFIDENTIAL: ALL DESIGN RIGHTS RESERVED
THE INFORMATION, DATA, DESIGN, AND DRAWINGS EMBODIED IN THIS DOCUMENT AND ALL REPRODUCTIONS THEREOF ARE THE EXCLUSIVE PROPERTY OF DIVERSIFIED WOODCRAFTS, INC.
THESE DOCUMENTS ARE SUPPLIED WITHE THE UNDERSTANDING THAT THEY WILL NOT BE DISCLOSED TO THIRD PARTIES WITHOUT WRITTEN CONSENT OF DIVERSIFIED WOODCRAFTS, INC. ANY REPRODUCTION IN PART OR WHOLE WITHOUT WRITTEN CONSENT IS SUBJECT TO LEGAL ACTION.
DIVERSIFIED WOODCRAFTS, INC. NOR ANY OF ITS SUBSIDIARIES SHALL BE RESPONSIBLE FOR CODE COMPLIANCE AT EITHER A NATIONAL OR LOCAL LEVEL. COMPLIANCE WITH CODES IS THE SOLE RESPONSIBILITY OF THE OWNER/USER OF THE FACILITY.

Ledyard High School

DEALER:

CONTACT:

PROJECT ID:
Ledyard High School
SP

DATE:
4/17/2023

SCALE:
NTS

REVISION HISTORY

DRAWING TITLE
DRAWING TITLE

VENEER & HARDWOOD FINISH DISCLAIMER:

(This Disclaimer must be signed and returned prior to fabrication)

Real wood has natural, infinite variations of grain, texture, and color. This is especially true of hardwood and hardwood veneers as they have great variation in graining and mineral streaks ranging from light brown to black. These variations differ from board to board and there may be slight differences between cabinets. Mineral streaks or unusual graining are considered to be characteristic of natural wood and will not be considered to be a defect or reason for replacement. No special emphasis is made to select materials to match each other.

Diversified Casework provides two options of wood species for laboratory grade wood casework, Maple and Red Oak. Red Oak is a hardwood species with lineal grain separation and coarse texture with a color range of light brown with reddish tints. Because of the grainy texture of oak, it accepts stain very well. Red Oak will become more pink in color as it is exposed to light.

Maple is a very hard material with subtle grain and fine texture. Mineral streaks and burling is often evident. Maple has colors ranging from creamy white to golden tan. Maple may yellow with exposure to light over time. Maple often has "spots" of harder and softer densities which affects the penetration of stain. The harder spots allow less stain penetration and the softer spots allow for more stain penetration which causes a blotchy appearance. These differing densities are invisible until the stain is applied and impossible to be proactive in selecting around these characteristics. Diversified Casework does NOT recommend the staining of Maple veneers and hardwoods. This variation is inherent to the species and any blotchiness from the staining of Maple does not warrant replacement.

Both Red Oak and Maple casework can be offered with a natural finish (a clear finish without stain coloring). A natural or clear finish will show the maximum amount of grain variation and all other characteristics listed above. Applying a clear, non-coloring finish does not allow for staining that would otherwise provide a more consistent, uniform appearance. Only those who appreciate the distinctiveness of each piece of wood should select a natural finish.

Diversified Casework can supply other wood species as requested. Each species will carry its own natural characteristics.

Physical finish samples can be provided upon request. Diversified Casework strives to maintain consistency in stain formulas and application methods. However, Diversified Casework cannot guarantee an exact match to the sample provided because of the natural characteristics of wood, and because the finish is applied to both solid wood and veneer panels. Slight variations in color and grain are to be expected between samples and actual casework.

VENEER & HARDWOOD FINISH DISCLAIMER:

All color characteristics of wood will change as it ages and this will gradually change the color of the wood and stain. The amount of change depends on many factors including wood type, stain color, and the amount of direct light exposure. Other factors that may change the color include exposure to smoke, chemicals, and man-made light. Because of these subtle changes, previously installed cabinetry with Diversified Casework standard finishes may not be an exact match.

Diversified Casework can provide custom stain colors. An exact match to the grain and color provided to Diversified Casework cannot be guaranteed and variation is to be expected. Diversified Casework will supply a sample of the matching stain and notification of approval must be provided before production can begin.

I have read and understand the above explanation and find it acceptable. I agree not to hold Diversified Casework responsible for any claims or problems resulting from these characteristics.

Company:_____ Date:_____

Signature:_____ TITLE:_____

SELECT FINISH COLOR:

(Colors listed in order from Light to Dark)

- ☐ Northwoods (Recommended)
- ☐ Coosa
- ☐ Golden Tan
- ☐ Pecan
- ☐ Rich Honey
- ☐ Color Match (Control Sample Required)
- ■ To Be Determined

CONFIDENTIAL: ALL DESIGN RIGHTS RESERVED
THE INFORMATION, DATA, DESIGN, AND DRAWINGS EMBODIED IN THIS DOCUMENT AND ALL REPRODUCTIONS THEREOF ARE THE EXCLUSIVE PROPERTY OF DIVERSIFIED WOODCRAFTS, INC.
THESE DOCUMENTS ARE SUPPLIED WITHE THE UNDERSTANDING THAT THEY WILL NOT BE DISCLOSED TO THIRD PARTIES WITHOUT WRITTEN CONSENT OF DIVERSIFIED WOODCRAFTS, INC. ANY REPRODUCTION IN PART OR WHOLE WITHOUT WRITTEN CONSENT IS SUBJECT TO LEGAL ACTION.
DIVERSIFIED WOODCRAFTS, INC. NOR ANY OF ITS SUBSIDIARIES SHALL BE RESPONSIBLE FOR CODE COMPLIANCE AT EITHER A NATIONAL OR LOCAL LEVEL. COMPLIANCE WITH CODES IS THE SOLE RESPONSIBILITY OF THE OWNER/USER OF THE FACILITY.

Ledyard High School

DEALER:
CONTACT:
PROJECT ID:
Ledyard High School

DATE: 4/17/2023
SCALE: NTS
REVISION HISTORY

DRAWING TITLE
DRAWING TITLE

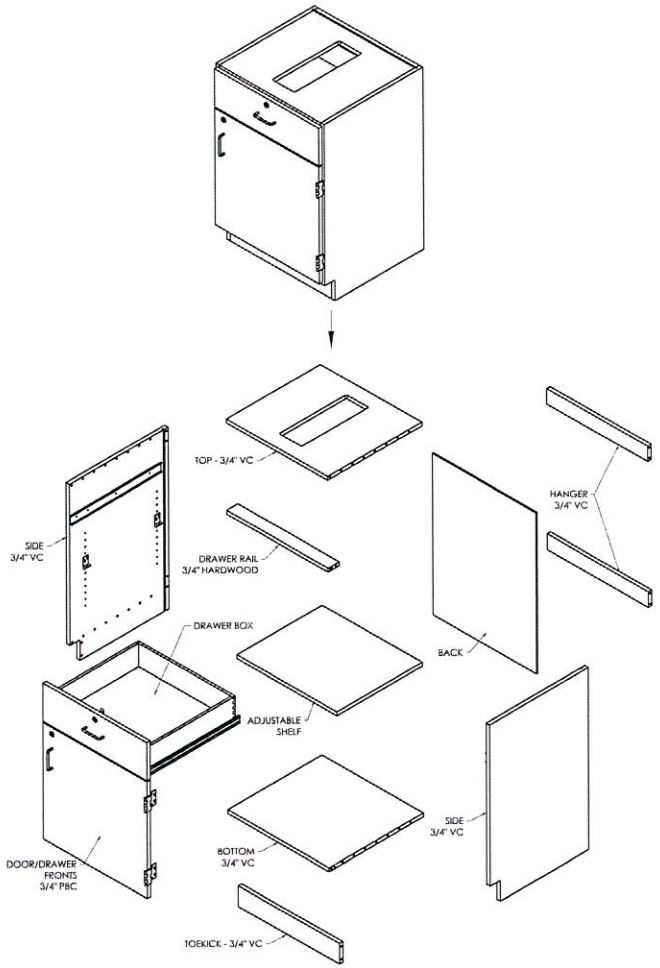

ALL EXPOSED EDGES ARE EDGE BANDED

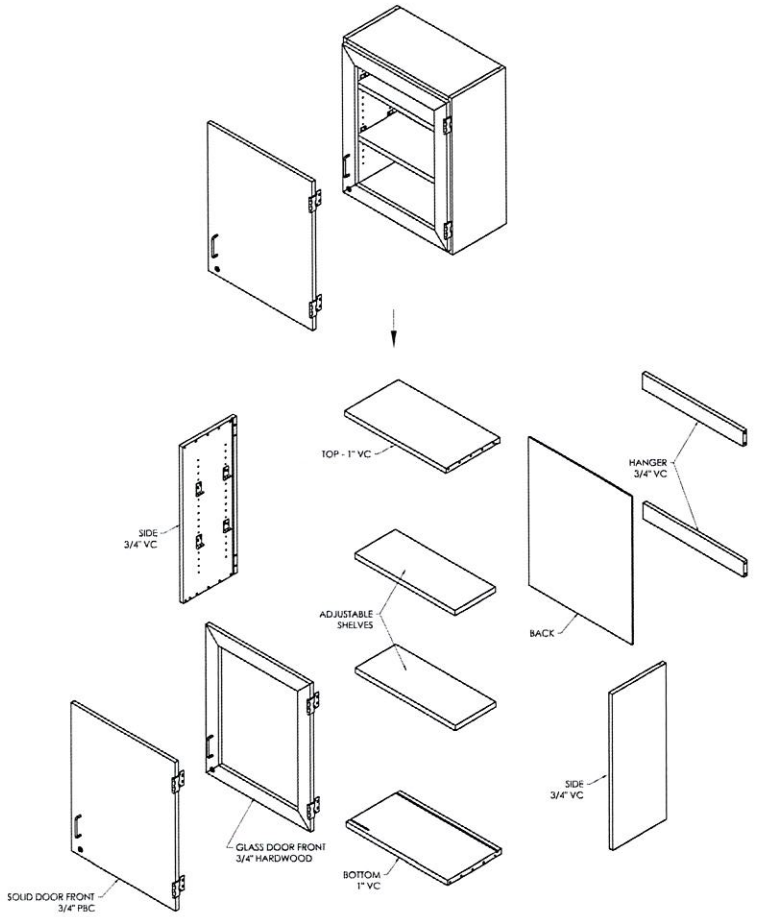

ALL EXPOSED EDGES ARE EDGE BANDED

CONFIDENTIAL: ALL DESIGN RIGHTS RESERVED
THE INFORMATION, DATA, DESIGN, AND DRAWINGS EMBODIED IN THIS DOCUMENT AND ALL REPRODUCTIONS THEREOF ARE THE EXCLUSIVE PROPERTY OF DIVERSIFIED WOODCRAFTS, INC.
THESE DOCUMENTS ARE SUPPLIED WITHE THE UNDERSTANDING THAT THEY WILL NOT BE DISCLOSED TO THIRD PARTIES WITHOUT WRITTEN CONSENT OF DIVERSIFIED WOODCRAFTS, INC. ANY REPRODUCTION IN PART OR WHOLE WITHOUT WRITTEN CONSENT IS SUBJECT TO LEGAL ACTION.
DIVERSIFIED WOODCRAFTS, INC. NOR ANY OF ITS SUBSIDIARIES SHALL BE RESPONSIBLE FOR CODE COMPLIANCE AT EITHER A NATIONAL OR LOCAL LEVEL. COMPLIANCE WITH CODES IS THE SOLE RESPONSIBILITY OF THE OWNER/USER OF THE FACILITY.

Ledyard High School

DEALER:

CONTACT:

PROJECT ID:
Ledyard High School

DATE:
April 18, 2023

SCALE:
NTS

REVISION HISTORY

DRAWING TITLE
DRAWING TITLE

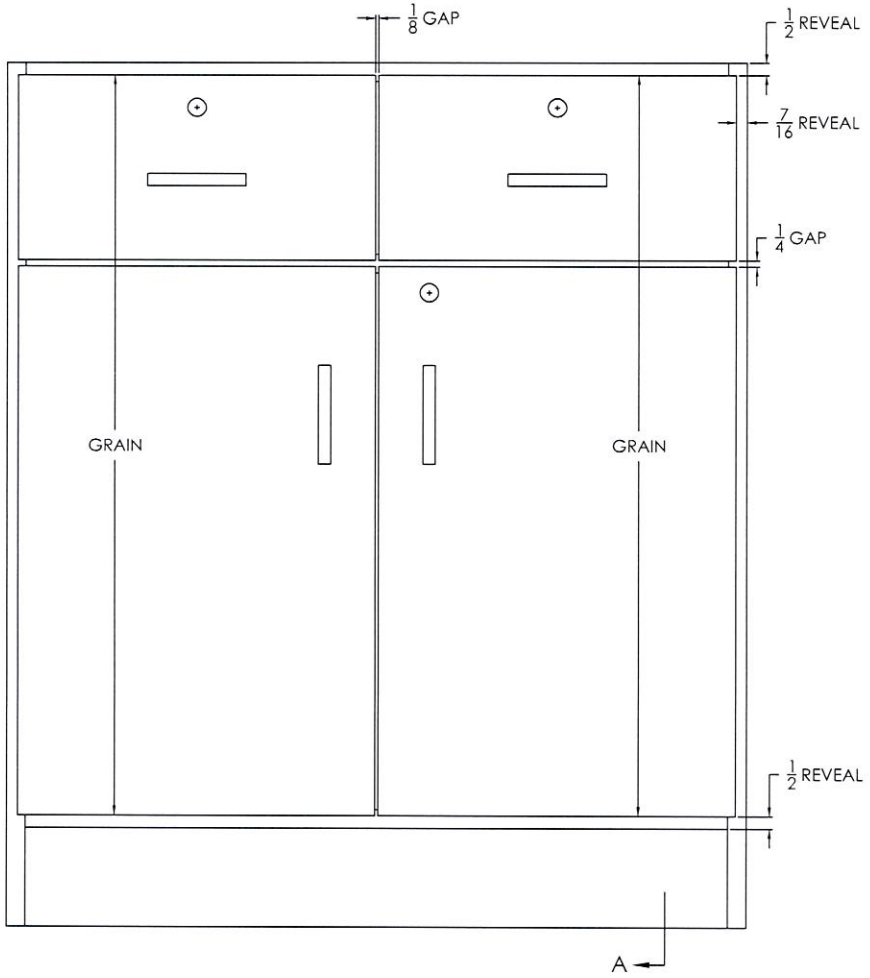

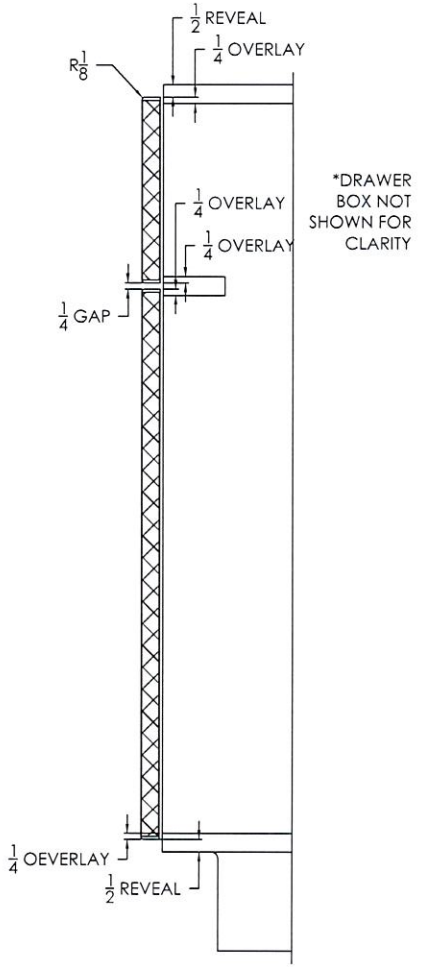

*DRAWER BOX NOT SHOWN FOR CLARITY

SECTION A

Majestic

STANDARD REVEAL

CONFIDENTIAL: ALL DESIGN RIGHTS RESERVED
THE INFORMATION, DATA, DESIGN, AND DRAWINGS EMBODIED IN THIS DOCUMENT AND ALL REPRODUCTIONS THEREOF ARE THE EXCLUSIVE PROPERTY OF DIVERSIFIED WOODCRAFTS, INC.
THESE DOCUMENTS ARE SUPPLIED WITHE THE UNDERSTANDING THAT THEY WILL NOT BE DISCLOSED TO THIRD PARTIES WITHOUT WRITTEN CONSENT OF DIVERSIFIED WOODCRAFTS, INC. ANY REPRODUCTION IN PART OR WHOLE WITHOUT WRITTEN CONSENT IS SUBJECT TO LEGAL ACTION.
DIVERSIFIED WOODCRAFTS, INC. NOR ANY OF ITS SUBSIDIARIES SHALL BE RESPONSIBLE FOR CODE COMPLIANCE AT EITHER A NATIONAL OR LOCAL LEVEL. COMPLIANCE WITH CODES IS THE SOLE RESPONSIBILITY OF THE OWNER/USER OF THE FACILITY.

Ledyard High School

DEALER:
CONTACT:
PROJECT ID:
Ledyard High School
OF
DATE:
April 18, 2023
SCALE:
NTS
REVISION HISTORY

DRAWING TITLE
DRAWING TITLE

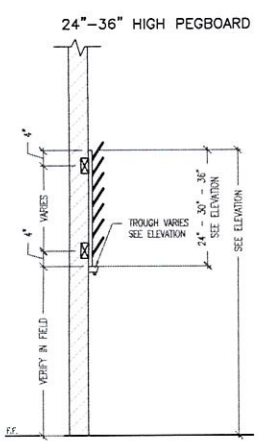

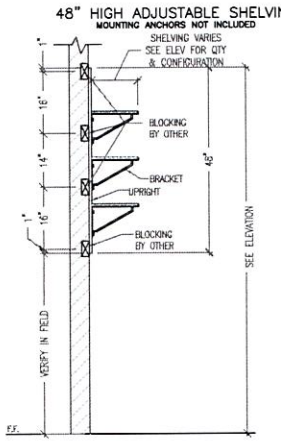

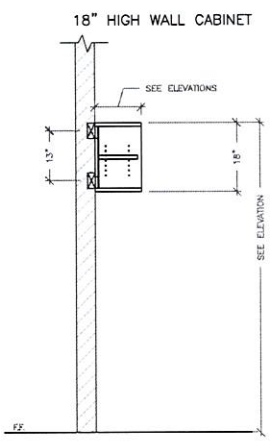

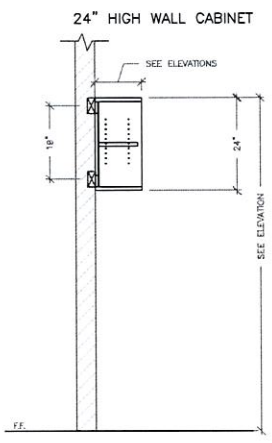

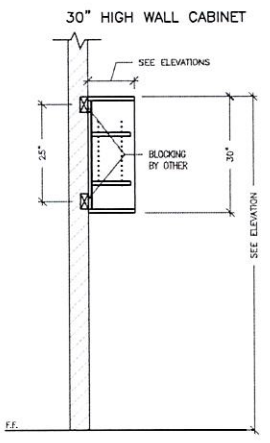

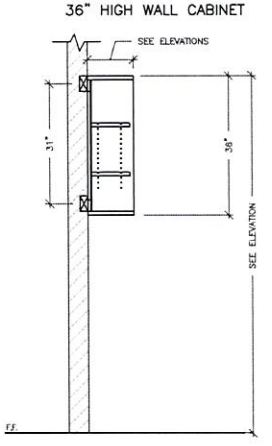

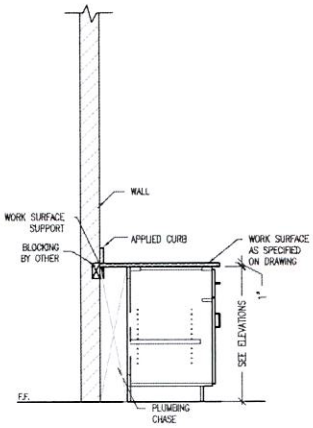

BASE CABINET

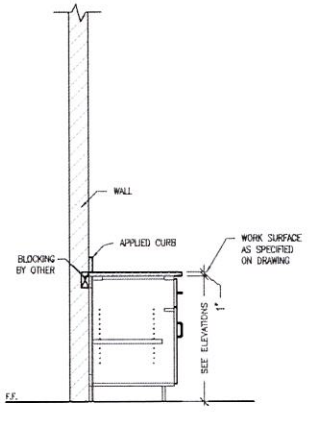

BASE CABINET

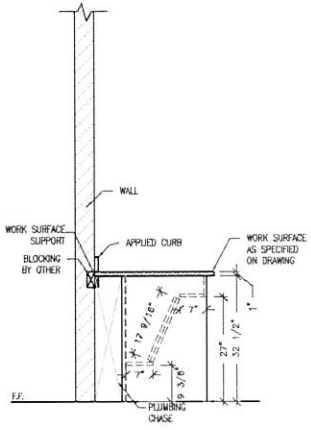

ADA HEIGHT
SINK CABINET

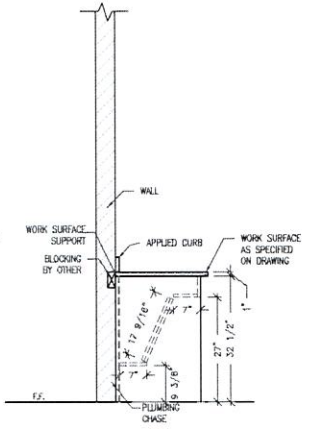

ADA HEIGHT
SINK CABINET

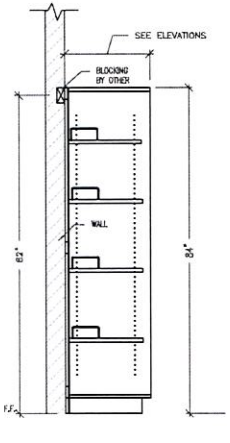

FULL HEIGHT
MICROSCOPE CABINET

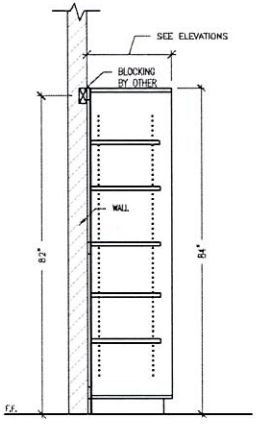

FULL HEIGHT
STORAGE CABINET

TYP. DWI WOOD CASEWORK SECTION & WALL BLOCKING DETAILS

SCALE: NTS

DIVERSIFIED CASEWORK RECOMMENDS THAT THE IN-WALL BLOCKING BE OF EQUIVALENT STRENGTH OF NOMINAL 2X6 LUMBER OR 6" WIDE STRAP STEEL AND EITHER MUST BE FASTENED TO A MINIMUM OF THREE (3) IN-WALL STUDS

CONFIDENTIAL: ALL DESIGN RIGHTS RESERVED
THE INFORMATION, DATA, DESIGN, AND DRAWINGS EMBODIED IN THIS DOCUMENT AND ALL REPRODUCTIONS THEREOF ARE THE EXCLUSIVE PROPERTY OF DIVERSIFIED WOODCRAFTS, INC.
THESE DOCUMENTS ARE SUPPLIED WITHE THE UNDERSTANDING THAT THEY WILL NOT BE DISCLOSED TO THIRD PARTIES WITHOUT WRITTEN CONSENT OF DIVERSIFIED WOODCRAFTS, INC. ANY REPRODUCTION IN PART OR WHOLE WITHOUT WRITTEN CONSENT IS SUBJECT TO LEGAL ACTION.
DIVERSIFIED WOODCRAFTS, INC. NOR ANY OF ITS SUBSIDIARIES SHALL BE RESPONSIBLE FOR CODE COMPLIANCE AT EITHER A NATIONAL OR LOCAL LEVEL. COMPLIANCE WITH CODES IS THE SOLE RESPONSIBILITY OF THE OWNER/USER OF THE FACILITY.

Ledyard High School

DEALER:
CONTACT:
PROJECT ID:
Ledyard High School

DATE:
4/17/2023
SCALE:
NTS
REVISION HISTORY

DRAWING TITLE
DRAWING TITLE

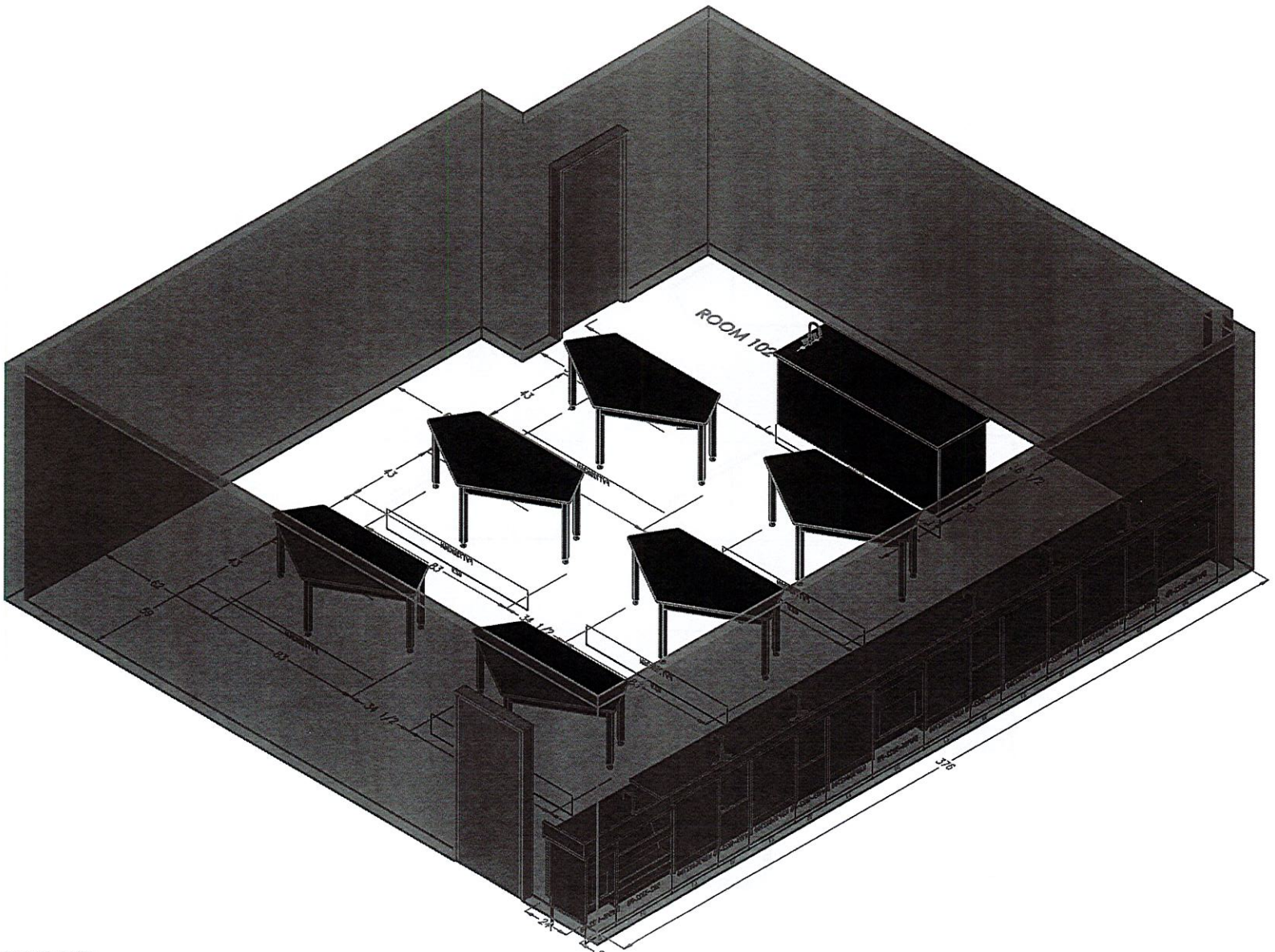

CONFIDENTIAL; ALL DESIGN RIGHTS RESERVED
THE INFORMATION, DATA, DESIGN, AND DRAWINGS EMBODIED IN THIS DOCUMENT AND ALL REPRODUCTIONS THEREOF ARE THE EXCLUSIVE PROPERTY OF DIVERSIFIED WOODCRAFTS, INC.
THESE DOCUMENTS ARE SUPPLIED WITHE THE UNDERSTANDING THAT THEY WILL NOT BE DISCLOSED TO THIRD PARTIES WITHOUT WRITTEN CONSENT OF DIVERSIFIED WOODCRAFTS, INC. ANY REPRODUCTION IN PART OR WHOLE WITHOUT WRITTEN CONSENT IS SUBJECT TO LEGAL ACTION.
DIVERSIFIED WOODCRAFTS, INC. NOR ANY OF ITS SUBSIDIARIES SHALL BE RESPONSIBLE FOR CODE COMPLIANCE AT EITHER A NATIONAL OR LOCAL LEVEL. COMPLIANCE WITH CODES IS THE SOLE RESPONSIBILITY OF THE OWNER/USER OF THE FACILITY.

Ledyard High School

PROJECT ID: Ledyard High School
DEALER:
CONTACT:

DATE: 4/17/2023
SCALE: NTS
REVISION HISTORY

DRAWING TITLE
DRAWING TITLE

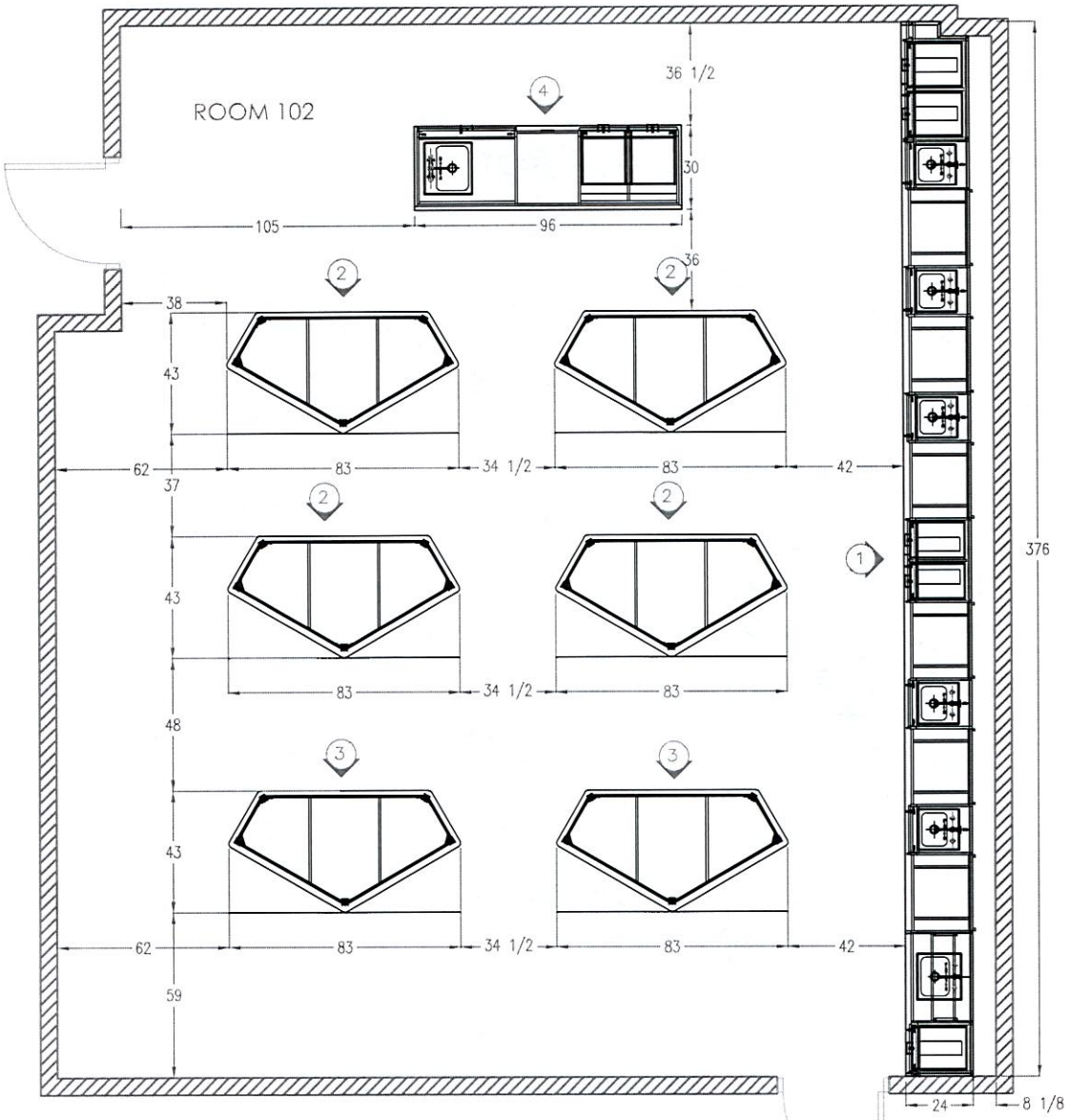

CONFIDENTIAL: ALL DESIGN RIGHTS RESERVED
THE INFORMATION, DATA, DESIGN, AND DRAWINGS EMBODIED IN THIS DOCUMENT AND ALL REPRODUCTIONS THEREOF ARE THE EXCLUSIVE PROPERTY OF DIVERSIFIED WOODCRAFTS, INC.
THESE DOCUMENTS ARE SUPPLIED WITHE THE UNDERSTANDING THAT THEY WILL NOT BE DISCLOSED TO THIRD PARTIES WITHOUT WRITTEN CONSENT OF DIVERSIFIED WOODCRAFTS, INC. ANY REPRODUCTION IN PART OR WHOLE WITHOUT WRITTEN CONSENT IS SUBJECT TO LEGAL ACTION.
DIVERSIFIED WOODCRAFTS, INC. NOR ANY OF ITS SUBSIDIARIES SHALL BE RESPONSIBLE FOR CODE COMPLIANCE AT EITHER A NATIONAL OR LOCAL LEVEL. COMPLIANCE WITH CODES IS THE SOLE RESPONSIBILITY OF THE OWNER/USER OF THE FACILITY.

Ledyard High School

DEALER:
CONTACT:
PROJECT ID:
Ledyard High School
DATE:
4/17/2023
SCALE:
NTS
REVISION HISTORY

DRAWING TITLE
DRAWING TITLE

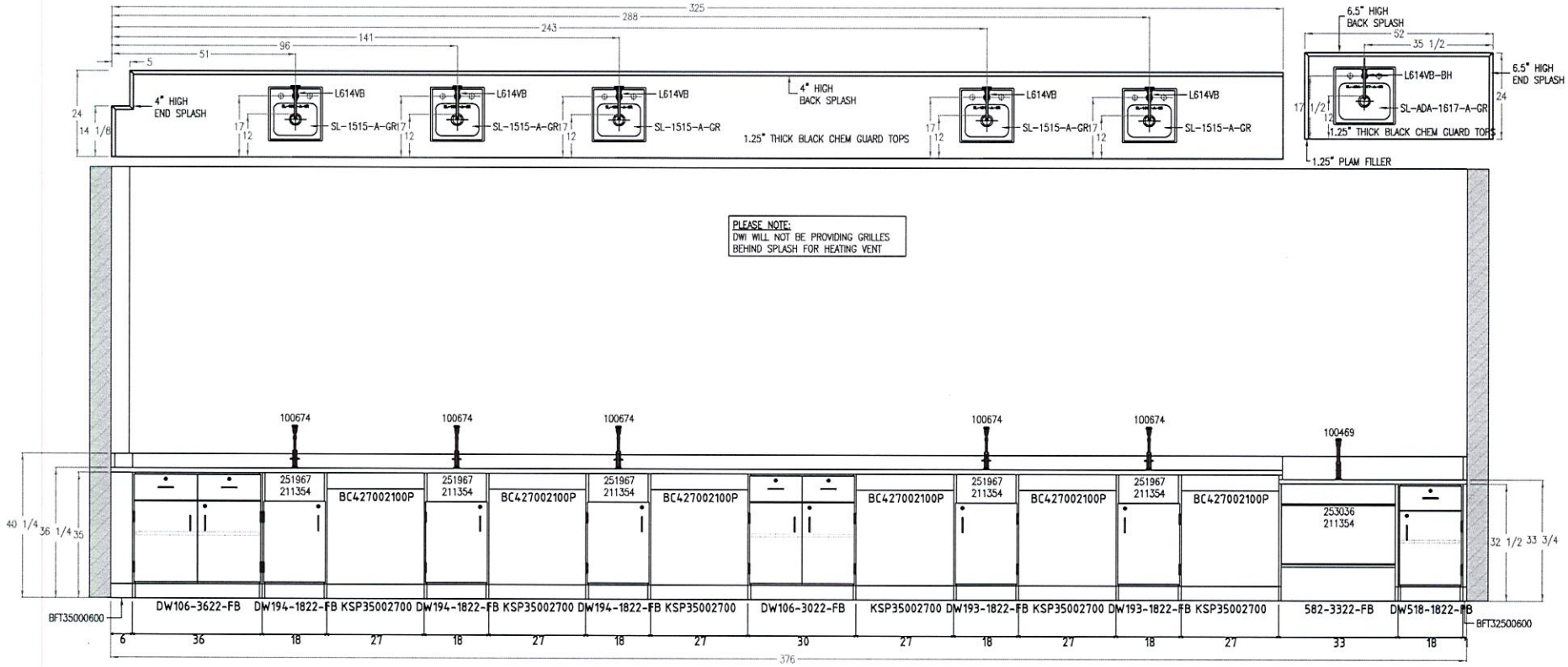

Arch Reference 1 Room 102

East Wall front elevation

CONFIDENTIAL: ALL DESIGN RIGHTS RESERVED
THE INFORMATION, DATA, DESIGN, AND DRAWINGS EMBODIED IN THIS DOCUMENT AND ALL REPRODUCTIONS THEREOF ARE THE EXCLUSIVE PROPERTY OF DIVERSIFIED WOODCRAFTS, INC.
THESE DOCUMENTS ARE SUPPLIED WITHE THE UNDERSTANDING THAT THEY WILL NOT BE DISCLOSED TO THIRD PARTIES WITHOUT WRITTEN CONSENT OF DIVERSIFIED WOODCRAFTS, INC. ANY REPRODUCTION IN PART OR WHOLE WITHOUT WRITTEN CONSENT IS SUBJECT TO LEGAL ACTION.
DIVERSIFIED WOODCRAFTS, INC. NOR ANY OF ITS SUBSIDIARIES SHALL BE RESPONSIBLE FOR CODE COMPLIANCE AT EITHER A NATIONAL OR LOCAL LEVEL. COMPLIANCE WITH CODES IS THE SOLE RESPONSIBILITY OF THE OWNER/USER OF THE FACILITY.

Ledyard High School

TH

DEALER:

CONTACT:

PROJECT ID:
Ledyard High School

DATE:
4/17/2023

SCALE:
NTS

REVISION HISTORY

DRAWING TITLE
DRAWING TITLE

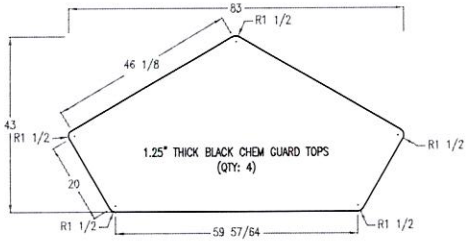

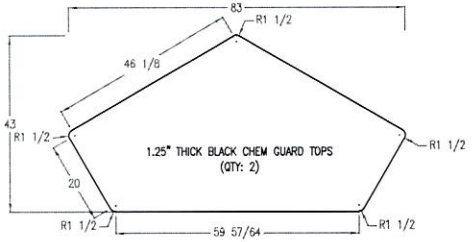

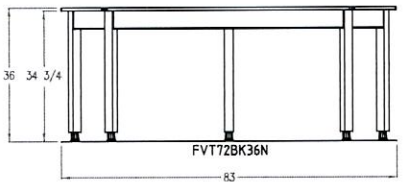

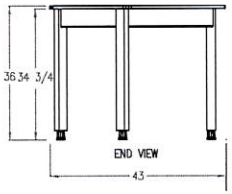

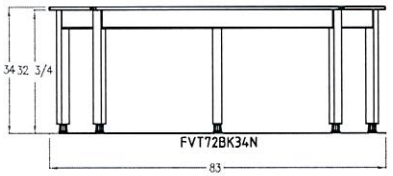

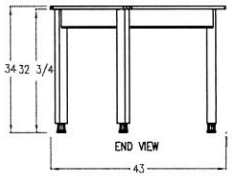

Arch Reference 2 Room 102 — Workstations (QTY: 4)

Arch Reference 3 Room 102 — ADA Workstations (QTY: 2)

CONFIDENTIAL: ALL DESIGN RIGHTS RESERVED
THE INFORMATION, DATA, DESIGN, AND DRAWINGS EMBODIED IN THIS DOCUMENT AND ALL REPRODUCTIONS THEREOF ARE THE EXCLUSIVE PROPERTY OF DIVERSIFIED WOODCRAFTS, INC.
THESE DOCUMENTS ARE SUPPLIED WITHE THE UNDERSTANDING THAT THEY WILL NOT BE DISCLOSED TO THIRD PARTIES WITHOUT WRITTEN CONSENT OF DIVERSIFIED WOODCRAFTS, INC. ANY REPRODUCTION IN PART OR WHOLE WITHOUT WRITTEN CONSENT IS SUBJECT TO LEGAL ACTION.
DIVERSIFIED WOODCRAFTS, INC. NOR ANY OF ITS SUBSIDIARIES SHALL BE RESPONSIBLE FOR CODE COMPLIANCE AT EITHER A NATIONAL OR LOCAL LEVEL. COMPLIANCE WITH CODES IS THE SOLE RESPONSIBILITY OF THE OWNER/USER OF THE FACILITY.

Ledyard High School

DEALER:
CONTACT:
PROJECT ID:
Ledyard High School

DATE: 4/17/2023
SCALE: NTS
REVISION HISTORY

DRAWING TITLE
DRAWING TITLE

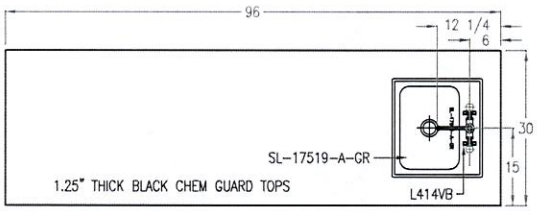

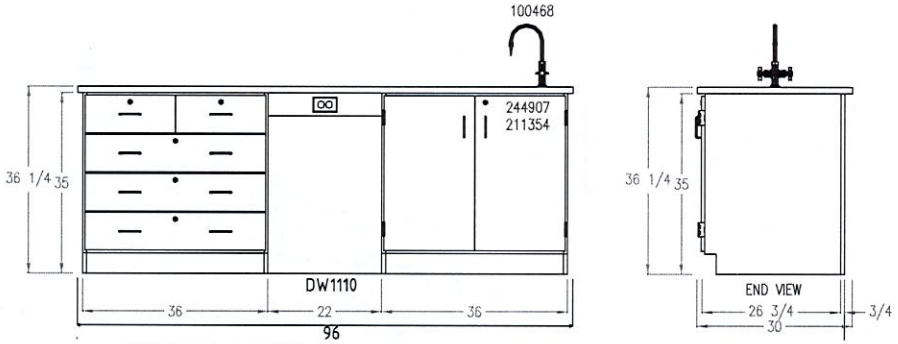

Arch Reference 4 Room 102

Instructor Desk front elevation

CONFIDENTIAL; ALL DESIGN RIGHTS RESERVED
THE INFORMATION, DATA, DESIGN, AND DRAWINGS EMBODIED IN THIS DOCUMENT AND ALL REPRODUCTIONS THEREOF ARE THE EXCLUSIVE PROPERTY OF DIVERSIFIED WOODCRAFTS, INC.
THESE DOCUMENTS ARE SUPPLIED WITHE THE UNDERSTANDING THAT THEY WILL NOT BE DISCLOSED TO THIRD PARTIES WITHOUT WRITTEN CONSENT OF DIVERSIFIED WOODCRAFTS, INC. ANY REPRODUCTION IN PART OR WHOLE WITHOUT WRITTEN CONSENT IS SUBJECT TO LEGAL ACTION.
DIVERSIFIED WOODCRAFTS, INC. NOR ANY OF ITS SUBSIDIARIES SHALL BE RESPONSIBLE FOR CODE COMPLIANCE AT EITHER A NATIONAL OR LOCAL LEVEL. COMPLIANCE WITH CODES IS THE SOLE RESPONSIBILITY OF THE OWNER/USER OF THE FACILITY.

THE PIZZUTO GROUP, INC

DEALER:
CONTACT:
PROJECT ID: Ledyard High School
DP
DATE: 4/17/2023
SCALE: NTS
REVISION HISTORY

DRAWING TITLE
DRAWING TITLE

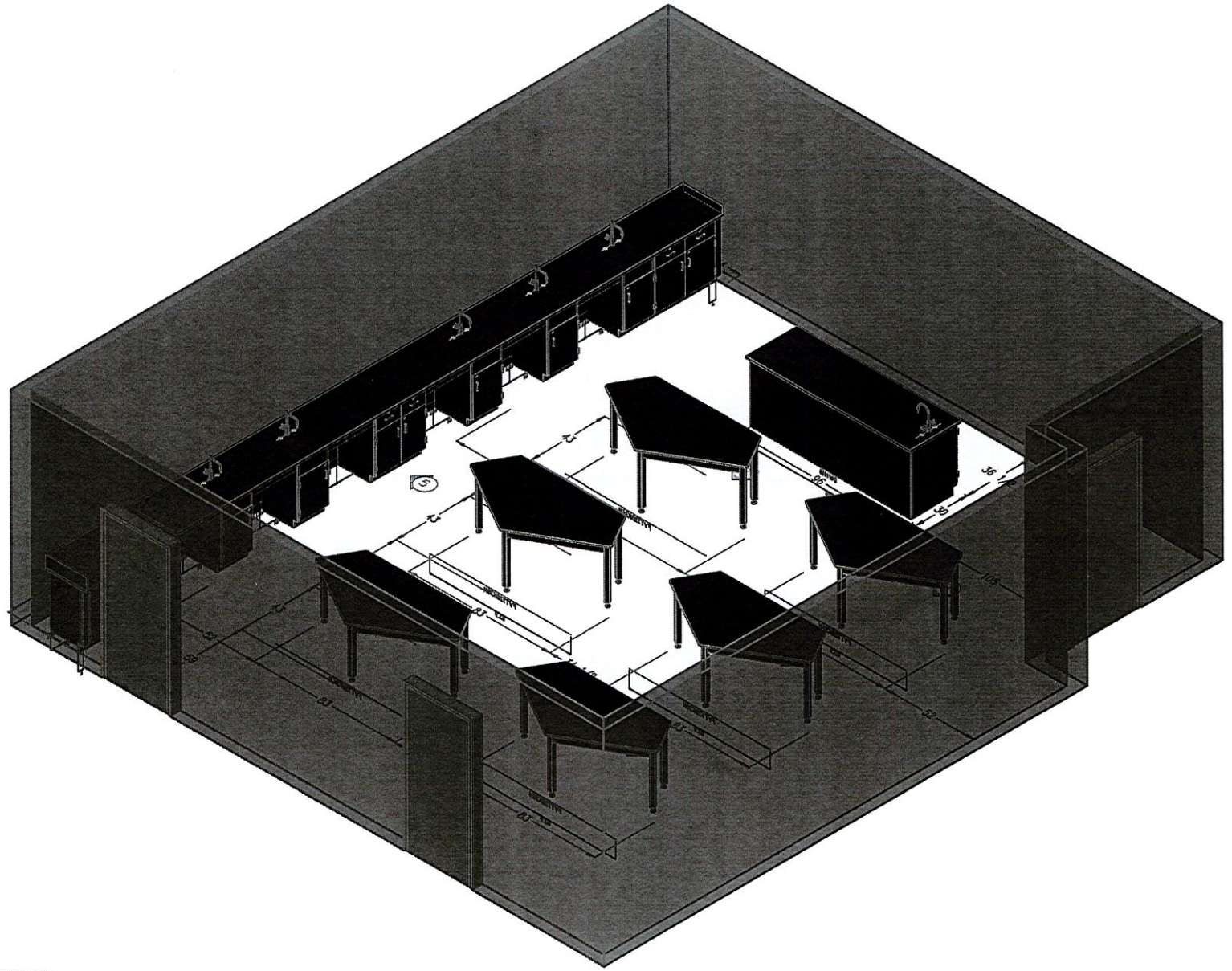

CONFIDENTIAL: ALL DESIGN RIGHTS RESERVED
THE INFORMATION, DATA, DESIGN, AND DRAWINGS EMBODIED IN THIS DOCUMENT AND ALL REPRODUCTIONS THEREOF ARE THE EXCLUSIVE PROPERTY OF DIVERSIFIED WOODCRAFTS, INC.
THESE DOCUMENTS ARE SUPPLIED WITHE THE UNDERSTANDING THAT THEY WILL NOT BE DISCLOSED TO THIRD PARTIES WITHOUT WRITTEN CONSENT OF DIVERSIFIED WOODCRAFTS, INC. ANY REPRODUCTION IN PART OR WHOLE WITHOUT WRITTEN CONSENT IS SUBJECT TO LEGAL ACTION.
DIVERSIFIED WOODCRAFTS, INC. NOR ANY OF ITS SUBSIDIARIES SHALL BE RESPONSIBLE FOR CODE COMPLIANCE AT EITHER A NATIONAL OR LOCAL LEVEL. COMPLIANCE WITH CODES IS THE SOLE RESPONSIBILITY OF THE OWNER/USER OF THE FACILITY.

Ledyard High School

DEALER:

CONTACT:

PROJECT ID:
Ledyard High School

DR?

DATE:
4/17/2023

SCALE:
NTS

REVISION HISTORY

DRAWING TITLE
DRAWING TITLE

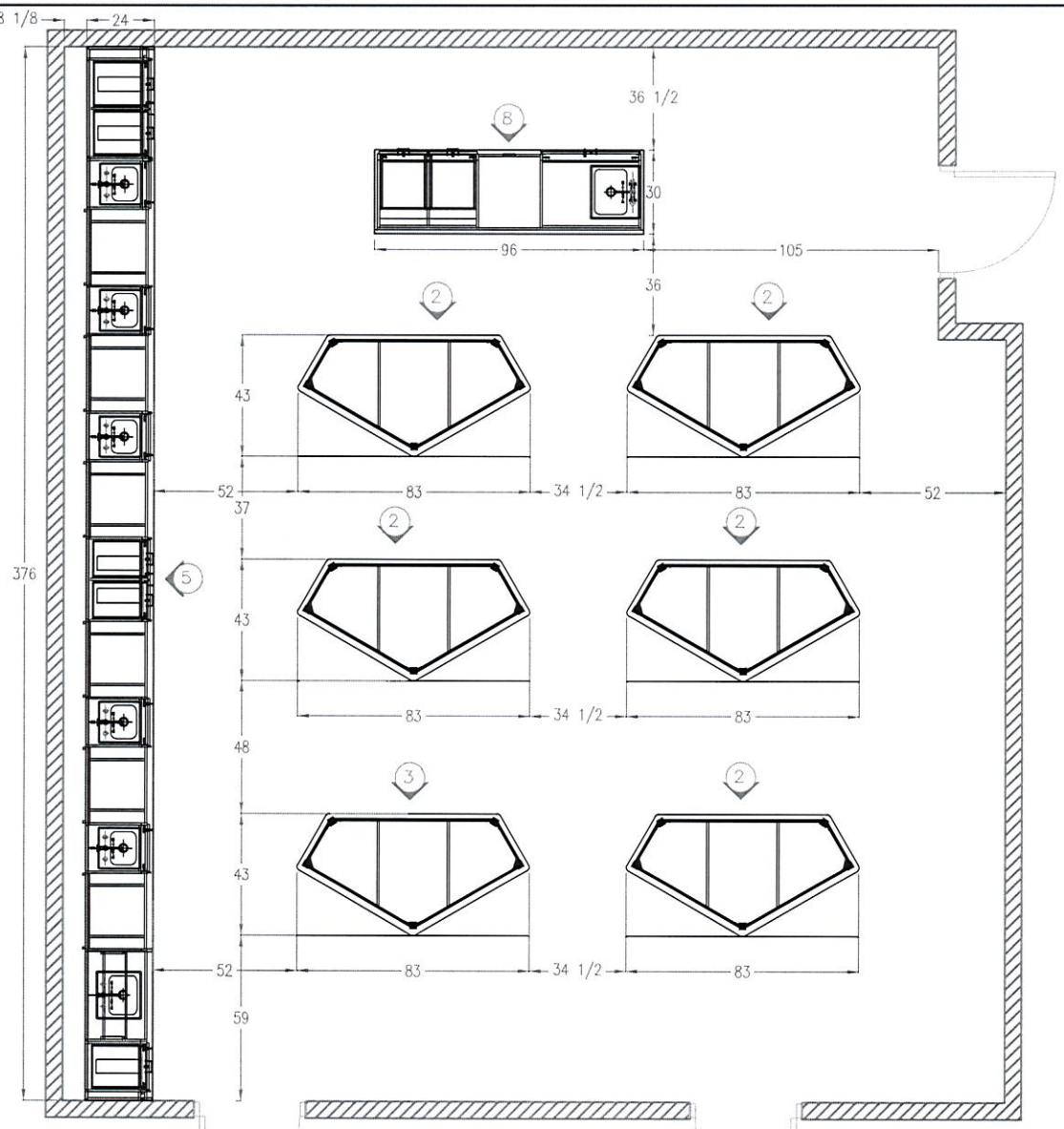

CONFIDENTIAL; ALL DESIGN RIGHTS RESERVED
THE INFORMATION, DATA, DESIGN, AND DRAWINGS EMBODIED IN THIS DOCUMENT AND ALL REPRODUCTIONS THEREOF ARE THE EXCLUSIVE PROPERTY OF DIVERSIFIED WOODCRAFTS, INC.
THESE DOCUMENTS ARE SUPPLIED WITHE THE UNDERSTANDING THAT THEY WILL NOT BE DISCLOSED TO THIRD PARTIES WITHOUT WRITTEN CONSENT OF DIVERSIFIED WOODCRAFTS, INC. ANY REPRODUCTION IN PART OR WHOLE WITHOUT WRITTEN CONSENT IS SUBJECT TO LEGAL ACTION.
DIVERSIFIED WOODCRAFTS, INC. NOR ANY OF ITS SUBSIDIARIES SHALL BE RESPONSIBLE FOR CODE COMPLIANCE AT EITHER A NATIONAL OR LOCAL LEVEL. COMPLIANCE WITH CODES IS THE SOLE RESPONSIBILITY OF THE OWNER/USER OF THE FACILITY.

Ledyard High School

DEALER:
CONTACT:

PROJECT ID:
Ledyard High School
DRAWN BY:
4/17/2023
SCALE:
NTS
REVISION HISTORY

DRAWING TITLE
DRAWING TITLE

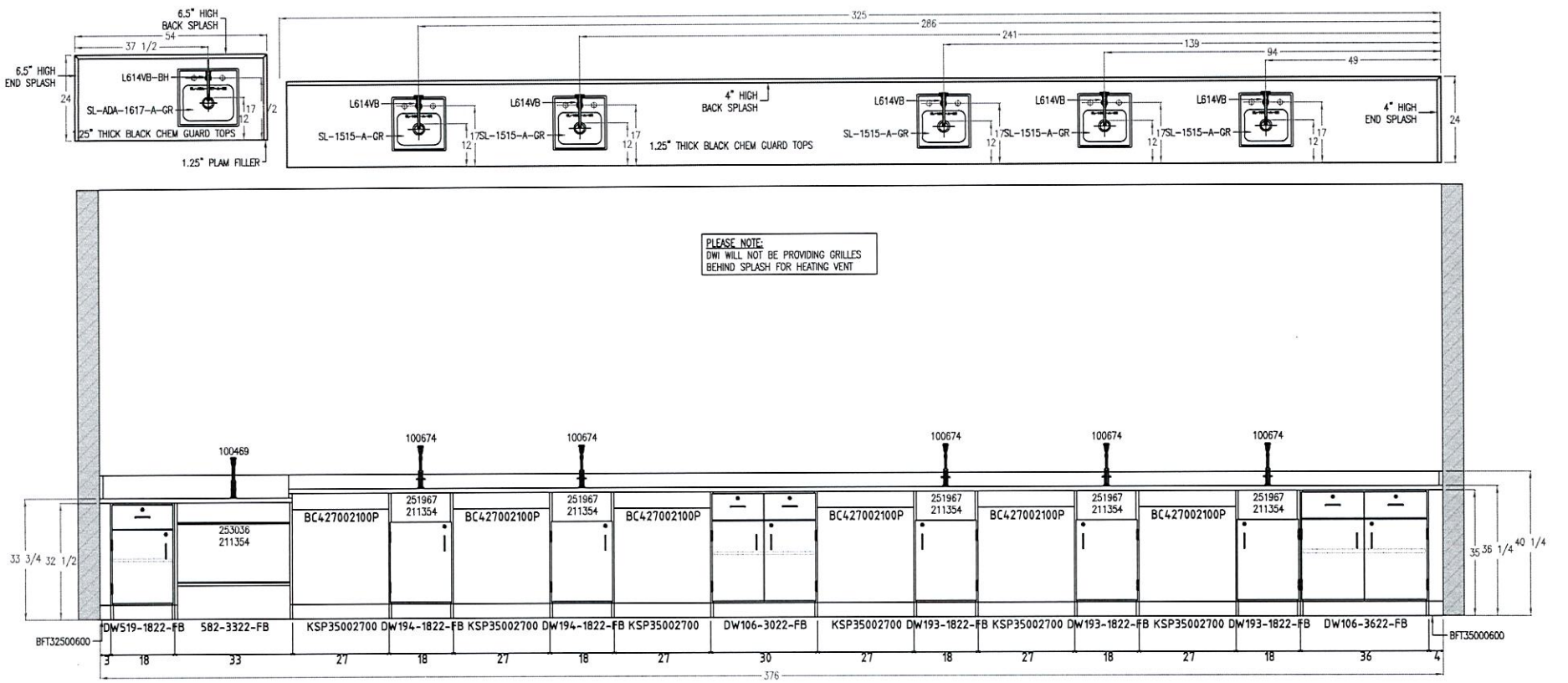

Arch Reference 5 Room 103

West Wall
front elevation

CONFIDENTIAL; ALL DESIGN RIGHTS RESERVED
THE INFORMATION, DATA, DESIGN, AND DRAWINGS EMBODIED IN THIS DOCUMENT AND ALL REPRODUCTIONS THEREOF ARE THE EXCLUSIVE PROPERTY OF DIVERSIFIED WOODCRAFTS, INC.
THESE DOCUMENTS ARE SUPPLIED WITHE THE UNDERSTANDING THAT THEY WILL NOT BE DISCLOSED TO THIRD PARTIES WITHOUT WRITTEN CONSENT OF DIVERSIFIED WOODCRAFTS, INC. ANY REPRODUCTION IN PART OR WHOLE WITHOUT WRITTEN CONSENT IS SUBJECT TO LEGAL ACTION.
DIVERSIFIED WOODCRAFTS, INC. NOR ANY OF ITS SUBSIDIARIES SHALL BE RESPONSIBLE FOR CODE COMPLIANCE AT EITHER A NATIONAL OR LOCAL LEVEL. COMPLIANCE WITH CODES IS THE SOLE RESPONSIBILITY OF THE OWNER/USER OF THE FACILITY.

Ledyard High School

DEALER:
CONTACT:

PROJECT ID:
Ledyard High School

DATE:
4/17/2023

SCALE:
NTS

REVISION HISTORY

DRAWING TITLE
DRAWING TITLE

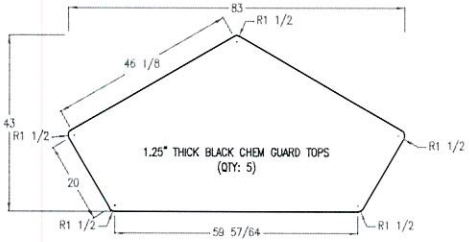

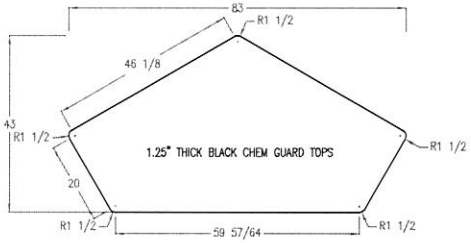

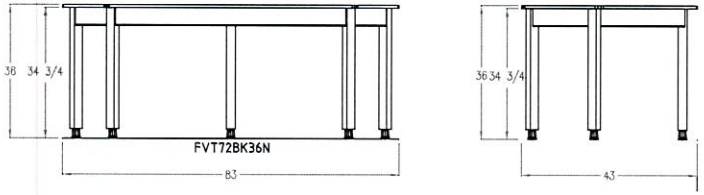

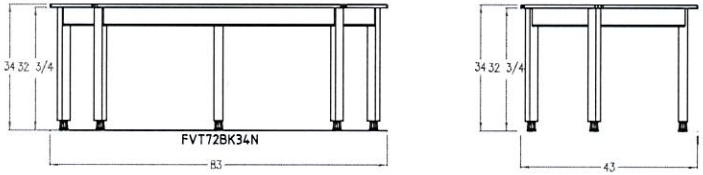

Arch Reference 6 Room 103 — Workstations (QTY: 5)

Arch Reference 7 Room 103 — ADA Workstations front elevation

CONFIDENTIAL: ALL DESIGN RIGHTS RESERVED
THE INFORMATION, DATA, DESIGN, AND DRAWINGS EMBODIED IN THIS DOCUMENT AND ALL REPRODUCTIONS THEREOF ARE THE EXCLUSIVE PROPERTY OF DIVERSIFIED WOODCRAFTS, INC.
THESE DOCUMENTS ARE SUPPLIED WITHE THE UNDERSTANDING THAT THEY WILL NOT BE DISCLOSED TO THIRD PARTIES WITHOUT WRITTEN CONSENT OF DIVERSIFIED WOODCRAFTS, INC. ANY REPRODUCTION IN PART OR WHOLE WITHOUT WRITTEN CONSENT IS SUBJECT TO LEGAL ACTION.
DIVERSIFIED WOODCRAFTS, INC. NOR ANY OF ITS SUBSIDIARIES SHALL BE RESPONSIBLE FOR CODE COMPLIANCE AT EITHER A NATIONAL OR LOCAL LEVEL. COMPLIANCE WITH CODES IS THE SOLE RESPONSIBILITY OF THE OWNER/USER OF THE FACILITY.

Ledyard High School

DEALER:
CONTACT:

PROJECT ID:
Ledyard High School

DATE: 4/17/2023
SCALE: NTS
REVISION HISTORY

DRAWING TITLE
DRAWING TITLE



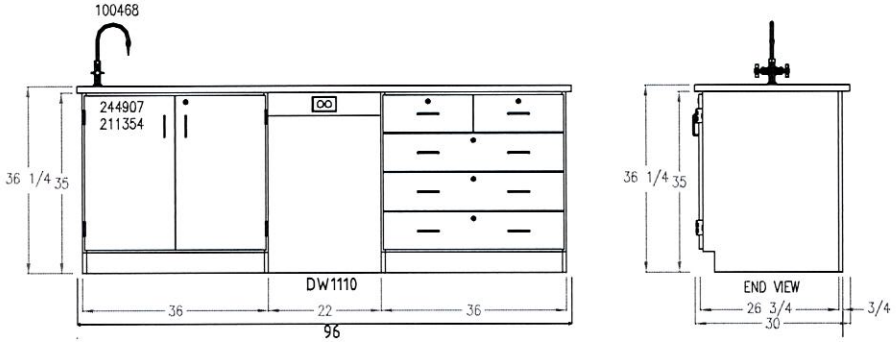

Arch Reference 8 Room 103

Instructor Desk front elevation

CONFIDENTIAL; ALL DESIGN RIGHTS RESERVED
THE INFORMATION, DATA, DESIGN, AND DRAWINGS EMBODIED IN THIS DOCUMENT AND ALL REPRODUCTIONS THEREOF ARE THE EXCLUSIVE PROPERTY OF DIVERSIFIED WOODCRAFTS, INC.
THESE DOCUMENTS ARE SUPPLIED WITHE THE UNDERSTANDING THAT THEY WILL NOT BE DISCLOSED TO THIRD PARTIES WITHOUT WRITTEN CONSENT OF DIVERSIFIED WOODCRAFTS, INC. ANY REPRODUCTION IN PART OR WHOLE WITHOUT WRITTEN CONSENT IS SUBJECT TO LEGAL ACTION.
DIVERSIFIED WOODCRAFTS, INC. NOR ANY OF ITS SUBSIDIARIES SHALL BE RESPONSIBLE FOR CODE COMPLIANCE AT EITHER A NATIONAL OR LOCAL LEVEL. COMPLIANCE WITH CODES IS THE SOLE RESPONSIBILITY OF THE OWNER/USER OF THE FACILITY.

Ledyard High School

DEALER:
CONTACT:
PROJECT ID:
Ledyard High School
DRAWN BY:
DATE:
4/17/2023
SCALE:
NTS
REVISION HISTORY

DRAWING TITLE
DRAWING TITLE

SL-1515-A-GR

STYLIST GROUP
LEDGE TYPE - SINGLE BOWL
18 GAUGE

SUBMITTAL DATA

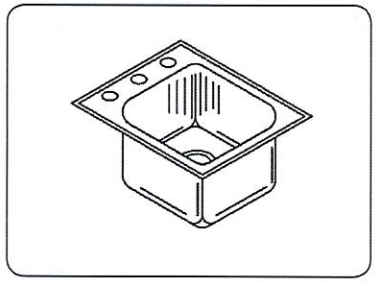

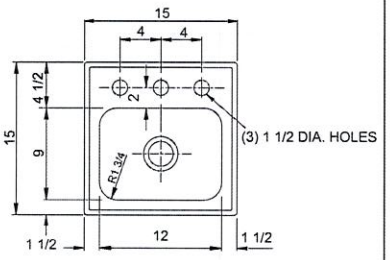

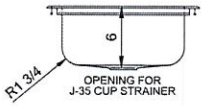

SPECIFICATION

Seamless die-drawn construction of Type 304, 18-8 stainless steel. Interior and top surfaces polished to a non-porous Hand-Blended Just Finish with highlighted bowl rim. Fully coated underside insulated for sound and reduces condensation. Straight-sided compartment with radius corners provides greater capacity. Self-rimming top mount Grip-Rim Plus with stainless steel mounting channels. Conforms to ASME/ANSI A112.19.3M. Certified conformance with ASME A112.19.3/CSA B45.4, Canadian Standards (CSA), Uniform Plumbing Code (UPC) and International Plumbing Code (IPC). Drain punch 3-1/2" centered for Just J-35.

☐ **TYPE 316 STAINLESS STEEL** (Check if applicable)

2.63 Gallon Capacity — **Capacity Matters**
Max ID sizing with straight sided bowl configuration (non tapered sides). Tight corner radius design.

CUTOUT DIMENSIONS		
Model Number	Front-to-Back	Left-to-Right
SL-1515-A-GR	14-1/4	14-1/4

FAUCET PUNCHING - MUST BE SPECIFIED	
■ (1) Hole Centered	
☐ (2) Holes on 4" centers	
☐ (3) Holes on 4 "centers(Illustrated)	
☐ Alternate Punching: Faucet Model:	Punching Required:

AVAILABLE
ADA COMPLIANT

Most 18 gauge units are available in depths 4 1/2" to 6 1/2". See ADA Specification sheets for your requirements.

APPROVED FOR MANUFACTURING

MODEL NO.: SL-1515-A-GR QTY: _____

JOB NAME: _____

TAG/ITEM: _____

CUSTOMER: _____

SIGNATURE: _____

JUST MFG. COMPANY CONTINUES TO MAKE QUALITY AND FUNCTIONALITY A MARK OF THE JUST PRODUCT LINE. TO DO SO REQUIRES THAT WE RESERVE THE RIGHT TO CHANGE PRODUCT INFORMATION WITHOUT NOTICE. DIMENSIONS MAY VARY AND ARE SUBJECT TO CHANGE WITHOUT NOTICE. NO RESPONSIBILITY IS ASSUMED FOR USE OF SUPERSEDED OR VOIDED DATA. FOR THE MOST CURRENT AND ACCURATE INFORMATION REGARDING THE COMPLETE LINE OF JUST SINKS, FAUCETS AND DRAINS, CLICK ON THE *SPEC LINE DRAWINGS* LINK ON OUR WEB SITE AT *www.justmfg.com*

JUST MANUFACTURING COMPANY 9233 KING STREET . FRANKLIN PARK . ILLINOIS . 60131-2111
PH: 847-678-5150 . FAX: 847-678-6817 . E-MAIL: custserv@justmfg.com . www.justmfg.com

SL-ADA-1617-A-GR

STYLIST GROUP
LEDGE TYPE - SINGLE BOWL
18 GAUGE

SUBMITTAL DATA

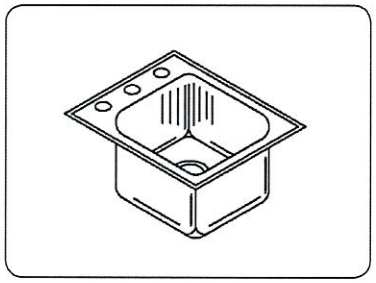

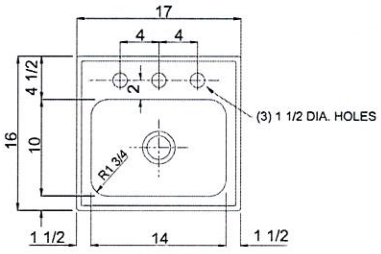

SPECIFICATION

Seamless die-drawn construction of Type 304, 18-8 stainless steel. Interior and top surfaces polished to a non-porous Hand-Blended Just Finish with highlighted bowl rim. Fully coated underside insulated for sound and reduces condensation. Straight-sided compartment with radius corners provides greater capacity. Self-rimming top mount Grip-Rim Plus with stainless steel mounting channels. Conforms to ASME/ANSI A112.19.3M. Certified conformance with ASME A112.19.3/CSA B45.4, Canadian Standards (CSA), Uniform Plumbing Code (UPC) and International Plumbing Code (IPC) and Americans with Disabilities Act(ADA). Drain punch 3-1/2" centered for Just J-35 drain.

☐ **TYPE 316 STAINLESS STEEL** (Check if applicable)

3.74 Gallon Capacity* — **Capacity Matters**
Max ID sizing with straight sided bowl configuration (non tapered sides). Tight corner radius design.

**Capacity is based on 6-1/2" Depths*

CUTOUT DIMENSIONS		
Model Number	Front-to-Back	Left-to-Right
SL-ADA-1617-A-GR	15-1/4	16-1/4

FAUCET PUNCHING - MUST BE SPECIFIED	
■ (1) Hole Centered	
☐ (2) Holes on 4" centers	
☐ (3) Holes on 4 "centers(Illustrated)	
☐ Alternate Punching: Faucet Model:	Punching Required:

DEPTH - MUST BE SPECIFIED:				
☐ 4 1/2" DEEP	■ 5" DEEP	☐ 5-1/2" DEEP	☐ 6" DEEP	☐ 6-1/2" DEEP

APPROVED FOR MANUFACTURING

MODEL NO.: SL-ADA-1617-A-GR QTY: _____

JOB NAME: _____

TAG/ITEM: _____

CUSTOMER: _____

SIGNATURE: _____

JUST MFG. COMPANY CONTINUES TO MAKE QUALITY AND FUNCTIONALITY A MARK OF THE JUST PRODUCT LINE. TO DO SO REQUIRES THAT WE RESERVE THE RIGHT TO CHANGE PRODUCT INFORMATION WITHOUT NOTICE. DIMENSIONS MAY VARY AND ARE SUBJECT TO CHANGE WITHOUT NOTICE. NO RESPONSIBILITY IS ASSUMED FOR USE OF SUPERSEDED OR VOIDED DATA. FOR THE MOST CURRENT AND ACCURATE INFORMATION REGARDING THE COMPLETE LINE OF JUST SINKS, FAUCETS AND DRAINS, CLICK ON THE *SPEC LINE DRAWINGS* LINK ON OUR WEB SITE AT *www.justmfg.com*

JUST MANUFACTURING COMPANY 9233 KING STREET . FRANKLIN PARK . ILLINOIS . 60131-2111
PH: 847-678-5150 . FAX: 847-678-6817 . E-MAIL: custserv@justmfg.com . www.justmfg.com

©2007-JUST MFG-REVISED-1/2009

CONFIDENTIAL; ALL DESIGN RIGHTS RESERVED
THE INFORMATION, DATA, DESIGN, AND DRAWINGS EMBODIED IN THIS DOCUMENT AND ALL REPRODUCTIONS THEREOF ARE THE EXCLUSIVE PROPERTY OF DIVERSIFIED WOODCRAFTS, INC.
THESE DOCUMENTS ARE SUPPLIED WITHE THE UNDERSTANDING THAT THEY WILL NOT BE DISCLOSED TO THIRD PARTIES WITHOUT WRITTEN CONSENT OF DIVERSIFIED WOODCRAFTS, INC. ANY REPRODUCTION IN PART OR WHOLE WITHOUT WRITTEN CONSENT IS SUBJECT TO LEGAL ACTION.
DIVERSIFIED WOODCRAFTS, INC. NOR ANY OF ITS SUBSIDIARIES SHALL BE RESPONSIBLE FOR CODE COMPLIANCE AT EITHER A NATIONAL OR LOCAL LEVEL. COMPLIANCE WITH CODES IS THE SOLE RESPONSIBILITY OF THE OWNER/USER OF THE FACILITY.

Ledyard High School

DEALER:
CONTACT:
PROJECT ID:
Ledyard High School

DATE: 4/17/2023
SCALE: NTS
REVISION HISTORY

DRAWING TITLE
DRAWING TITLE

SL-17519-A-GR

STYLIST GROUP

LEDGE TYPE - SINGLE BOWL
18 GAUGE

SUBMITTAL DATA

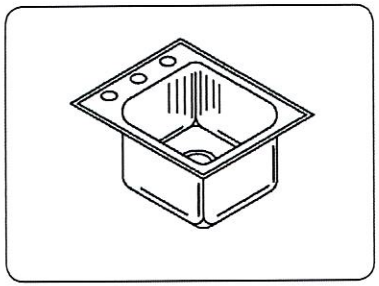

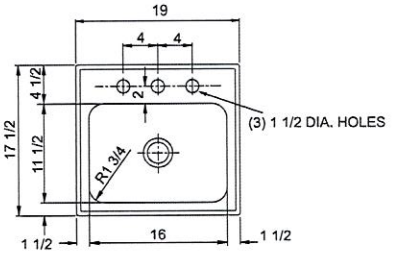

SPECIFICATION

Seamless die-drawn construction of Type 304, 18-8 stainless steel. Interior and top surfaces polished to a non-porous Hand-Blended Just Finish with highlighted bowl rim. Fully coated underside insulated for sound and reduces condensation. Straight-sided compartment with radius corners provides greater capacity. Self-rimming top mount Grip-Rim Plus with stainless steel mounting channels. Conforms to ASME/ANSI A112.19.3M. Certified conformance with ASME A112.19.3/CSA B45.4, Canadian Standards (CSA), Uniform Plumbing Code (UPC) and International Plumbing Code (IPC). Drain punch 3-1/2" centered for Just J-35.

☐ **TYPE 316 STAINLESS STEEL** (Check if applicable)

5.75 Gallon Capacity

Capacity Matters
Max ID sizing with straight sided bowl configuration (non tapered sides). Tight corner radius design.

CUTOUT DIMENSIONS		
Model Number	Front-to-Back	Left-to-Right
SL-17519-A-GR	16-3/4	18-1/4

FAUCET PUNCHING - MUST BE SPECIFIED	
■ (1) Hole Centered	
☐ (2) Holes on 4" centers	
☐ (3) Holes on 4 "centers(Illustrated)	
☐ Alternate Punching: Faucet Model:	Punching Required:

AVAILABLE ADA COMPLIANT

Most 18 gauge units are available in depths 4 1/2" to 6 1/2". See ADA Specification sheets for your requirements.

MADE IN U.S.A.

APPROVED FOR MANUFACTURING

MODEL NO.: SL-17519-A-GR QTY: _____

JOB NAME: _____

TAG/ITEM: _____

CUSTOMER: _____

SIGNATURE: _____

JUST MFG. COMPANY CONTINUES TO MAKE QUALITY AND FUNCTIONALITY A MARK OF THE JUST PRODUCT LINE. TO DO SO REQUIRES THAT WE RESERVE THE RIGHT TO CHANGE PRODUCT INFORMATION WITHOUT NOTICE. DIMENSIONS MAY VARY AND ARE SUBJECT TO CHANGE WITHOUT NOTICE. NO RESPONSIBILITY IS ASSUMED FOR USE OF SUPERSEDED OR VOIDED DATA. FOR THE MOST CURRENT AND ACCURATE INFORMATION REGARDING THE COMPLETE LINE OF JUST SINKS, FAUCETS AND DRAINS, CLICK ON THE ***SPEC LINE DRAWINGS*** LINK ON OUR WEB SITE AT ***www.justmfg.com***

JUST MANUFACTURING COMPANY 9233 KING STREET . FRANKLIN PARK . ILLINOIS . 60131-2111
PH: 847-678-5150 . FAX: 847-678-6817 . E-MAIL: custserv@justmfg.com . www.justmfg.com

©2007-JUST MFG-REVISED-1/2009

J-35-SS

FITTINGS GROUP

Stainless Steel Drain with Rubber Stopper

SUBMITTAL DATA

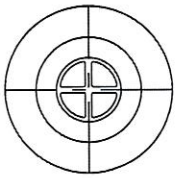

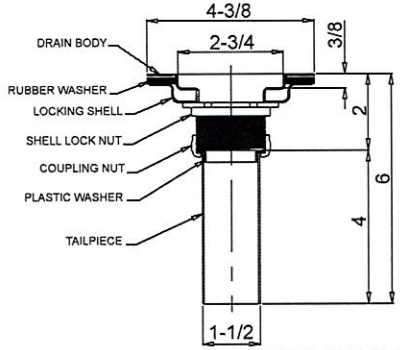

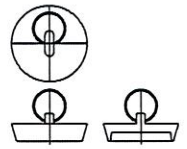

RUBBER STOPPER DETAIL

TECHNICAL DATA

DRAIN:
Body of Type 304 stainless steel
Stopper of rubber

TAILPIECE:
Type 304 stainless steel

LOCK NUT:
Die-cast zinc

COUPLING NUT:
Die-cast

VARIANTS
Brass coupling nut

Dimensions tolerance +/- 1/4".
Dimensions may vary and are subject to change. No responsibility is assumed for use of superseded or voided data.

FUNCTIONAL DESIGN, QUALITY, AND SPECIFICATIONS LISTED DESCRIBE THE JUST STANDARD OF QUALITY. WHEN MAKING COMPARISONS WITH OTHER OFFERINGS, INSIST ON THE JUST QUALITY OF CONSTRUCTION. FOR ADDITIONAL INFORMATION REGARDING THE COMPLETE LINE OF ***JUST*** SINKS, FAUCETS AND DRAINS, VISIT OUR WEB SITE AT **www.justmfg.com**

Job Name _____

Customer _____

Architect/Engineer _____

APPROVED FOR MANUFACTURING

MODEL NO. J-35-SS QTY. _____

COMPANY _____

TITLE _____ DATE _____

SIGNATURE _____

REVISED 5/2004

JUST MANUFACTURING COMPANY
9233 KING STREET.FRANKLIN PARK.ILLINOIS.60131-2111
PH: 847-678-5150 . FAX: 847-678-6817
E-MAIL: custserv@ justmfg.com . www.justmfg.com

Ledyard High School

DEALER:

CONTACT:

PROJECT ID: Ledyard High School

DATE: 4/17/2023

SCALE: NTS

REVISION HISTORY

DRAWING TITLE
DRAWING TITLE

CONFIDENTIAL: ALL DESIGN RIGHTS RESERVED
THE INFORMATION, DATA, DESIGN, AND DRAWINGS EMBODIED IN THIS DOCUMENT AND ALL REPRODUCTIONS THEREOF ARE THE EXCLUSIVE PROPERTY OF DIVERSIFIED WOODCRAFTS, INC.
THESE DOCUMENTS ARE SUPPLIED WITHE THE UNDERSTANDING THAT THEY WILL NOT BE DISCLOSED TO THIRD PARTIES WITHOUT WRITTEN CONSENT OF DIVERSIFIED WOODCRAFTS, INC. ANY REPRODUCTION IN PART OR WHOLE WITHOUT WRITTEN CONSENT IS SUBJECT TO LEGAL ACTION.
DIVERSIFIED WOODCRAFTS, INC. NOR ANY OF ITS SUBSIDIARIES SHALL BE RESPONSIBLE FOR CODE COMPLIANCE AT EITHER A NATIONAL OR LOCAL LEVEL. COMPLIANCE WITH CODES IS THE SOLE RESPONSIBILITY OF THE OWNER/USER OF THE FACILITY.

WaterSaver
INNOVATIVE PRODUCTS FOR RESEARCH

WaterSaver Faucet
701 W Erie St
Chicago, IL 60654

312 666 5500 TELEPHONE
312 666 5501 FACSIMILE
wsflab.com

L614VB–BH

LABORATORY SINGLE FAUCET, DECK MOUNTED, 6" RIGID/SWING VACUUM BREAKER GOOSENECK, WRIST BLADE HANDLE

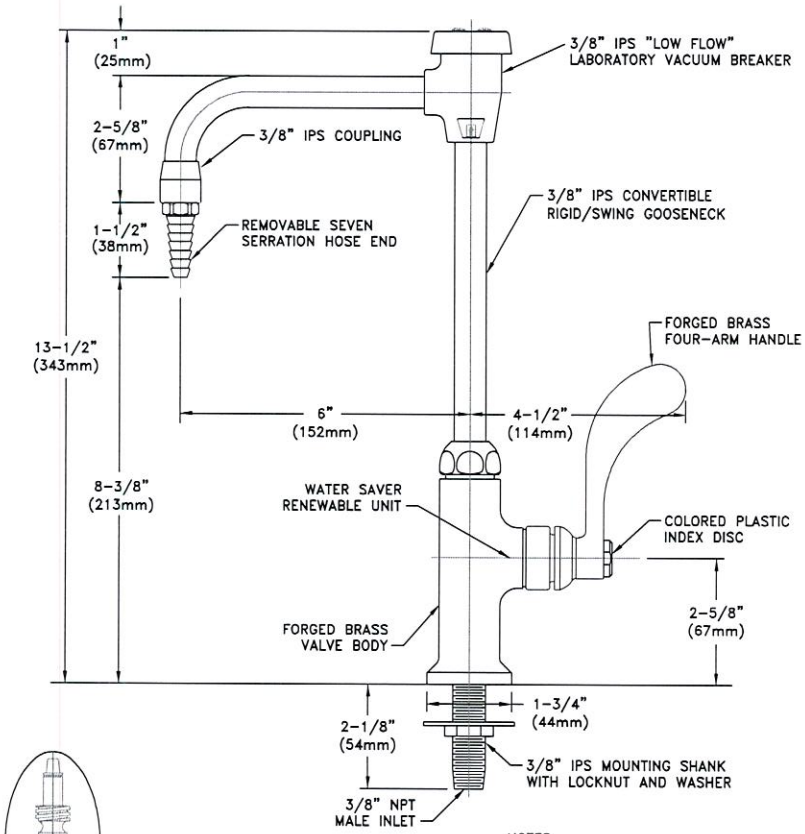

WATER SAVER RENEWABLE UNIT WITH REPLACEABLE STAINLESS STEEL SEAT

MEASUREMENTS MAY VARY ±1/4" (6mm).

NOTES:
1. FIXTURE IS FULLY ASSEMBLED AND FACTORY TESTED PRIOR TO SHIPMENT.
2. VACUUM BREAKER IS CERTIFIED TO COMPLY WITH ASSE 1001.
3. FIXTURE IS CERTIFIED BY CSA INTERNATIONAL TO COMPLY WITH ASME A112.18.1M AND CSA B125.1.
4. FIXTURE HAS A POLISHED CHROME PLATED FINISH.

CONFIDENTIAL ALL DESIGN RIGHTS RESERVED

Revision Number: 051421–SCJ

WaterSaver
INNOVATIVE PRODUCTS FOR RESEARCH

WaterSaver Faucet
701 W Erie St
Chicago, IL 60654

312 666 5500 TELEPHONE
312 666 5501 FACSIMILE
wsflab.com

L614VB

LABORATORY SINGLE FAUCET, DECK MOUNTED, 6" RIGID/SWING VACUUM BREAKER GOOSENECK

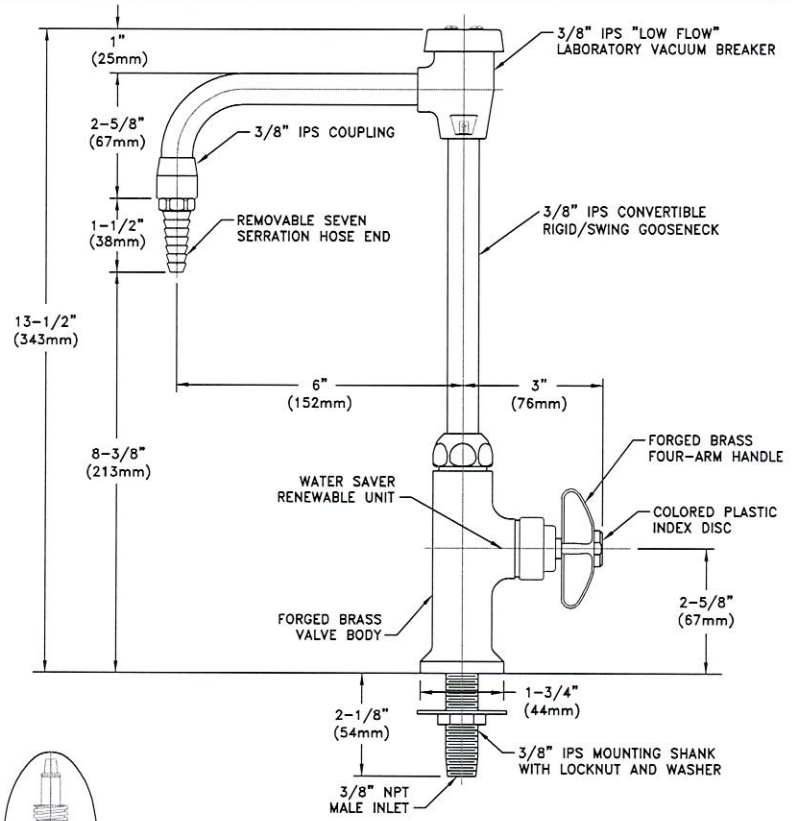

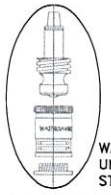

WATER SAVER RENEWABLE UNIT WITH REPLACEABLE STAINLESS STEEL SEAT

MEASUREMENTS MAY VARY ±1/4" (6mm).

NOTES:
1. FIXTURE IS FULLY ASSEMBLED AND FACTORY TESTED PRIOR TO SHIPMENT.
2. VACUUM BREAKER IS CERTIFIED TO COMPLY WITH ASSE 1001.
3. FIXTURE IS CERTIFIED BY CSA INTERNATIONAL TO COMPLY WITH ASME A112.18.1M AND CSA B125.1.
4. FIXTURE HAS A POLISHED CHROME PLATED FINISH.

Drawing Number:

Revision Number: 051421–SCJ

THE INFORMATION, DATA, DESIGN, AND DRAWINGS EMBODIED IN THIS DOCUMENT AND ALL REPRODUCTIONS THEREOF ARE THE EXCLUSIVE PROPERTY OF DIVERSIFIED WOODCRAFTS, INC.
THESE DOCUMENTS ARE SUPPLIED WITHE THE UNDERSTANDING THAT THEY WILL NOT BE DISCLOSED TO THIRD PARTIES WITHOUT WRITTEN CONSENT OF DIVERSIFIED WOODCRAFTS, INC. ANY REPRODUCTION IN PART OR WHOLE WITHOUT WRITTEN CONSENT IS SUBJECT TO LEGAL ACTION.
DIVERSIFIED WOODCRAFTS, INC. NOR ANY OF ITS SUBSIDIARIES SHALL BE RESPONSIBLE FOR CODE COMPLIANCE AT EITHER A NATIONAL OR LOCAL LEVEL. COMPLIANCE WITH CODES IS THE SOLE RESPONSIBILITY OF THE OWNER/USER OF THE FACILITY.

Ledyard High School

DEALER:
CONTACT:

PROJECT ID:
Ledyard High School

DATE: 4/17/2023
SCALE: NTS

REVISION HISTORY

DRAWING TITLE
DRAWING TITLE